

# RAILHEAD

UNDERGROUND PRODUCTS LLC



The *original*  
rock tool



We do the  
*tough* bores

## PRODUCT CATALOG 2021

Like us on Facebook - [www.facebook.com/RailheadUndergroundProducts](http://www.facebook.com/RailheadUndergroundProducts)  
To order parts call 1-817-594-6663 or 1-888-313-7455  
email: [sales@railhead.com](mailto:sales@railhead.com)  
website: [railhead.com](http://railhead.com)

# Railhead Underground Products, LLC

## **™Trademarks & ®Registered Trademarks**

All brand, product, service, and process names appearing on this Website are trademarks of their respective holders. Reference to or use of a product, service, or process does not imply recommendation, approval, affiliation, or sponsorship of that product, service, or process by Railhead Underground Products, LLC. Nothing contained herein shall be construed as conferring by implication, estoppel, or otherwise any license or right under any patent, copyright, trademark, or other intellectual property right of Railhead Underground Products, LLC. or any third party, except as expressly granted herein.

- Incredibit and RAMON are registered Trademarks of Railhead Underground Products, LLC, Fort Worth, Texas
- Railhead, Rotolock, EXTReam, Borepro, DirectBore, Endurance, are trademarks of Railhead Underground Products, LLC, Fort Worth, TX
- Geological Boring is a trademark of Geological Boring, Puyallup, WA
- Ditch Witch, JetTrack (JT), All Terrain (AT), Mach 1, Subsite, American Augers and Fluid Miser are trademarks of the Charles Machine Works, Perry, OK
- Vermeer, Firestick and Firestick II are trademarks of Vermeer Mfg. Co., Pella, IA
- McLaughlin and Spot-D-Tek are trademarks of McLaughlin Mfg., Greenville, SC
- Digttrak is a registered trademark of Digital Controls Inc., Renton, WA
- Radiodetection is a trademark of Radiodetection Corp., Mahwah, NJ
- Case is a trademark of Case Corp., Racine, WI
- Toro and Astec Underground are trademarks of Toro Corporation, Bloomington, MN
- Universal is a trademark of Universal HDD, Lake Zurich, IL
- Underground Magnetics is a registered trademark of Underground Magnetics, Johnston, IA



Like us on Facebook - [www.facebook.com/RailheadUndergroundProducts](http://www.facebook.com/RailheadUndergroundProducts)

To order parts call 1-817-594-6663 or 1-888-313-7455

email:[sales@railhead.com](mailto:sales@railhead.com)

website:[railhead.com](http://railhead.com)

# Railhead Underground Products, LLC

## Mission Statement

**To generate distinguished products and service that equip and keep the directional drilling community moving forward.**

Railhead Underground Products, LLC (Railhead) is the originator of the Incredibit© the HDD rock bit that all other manufacturers have copied. Our products have allowed the HDD industry to grow as a technique for trenchless technology. We make our products from the highest quality materials to the most exacting standards by employees with an unwavering commitment to excellence.

Railhead refuses to compromise our product to meet our competitors mass produced knock-offs.



Like us on Facebook - [www.facebook.com/RailheadUndergroundProducts](http://www.facebook.com/RailheadUndergroundProducts)

To order parts call 1-817-594-6663 or 1-888-313-7455

email:[sales@railhead.com](mailto:sales@railhead.com)

website:[railhead.com](http://railhead.com)

# Railhead Underground Products, LLC

## World's Best Quality Drilling Tool

Railhead Underground Products, LLC is the leading manufacturer of the drilling tools for the horizontal drilling industry. We produce world-class quality products that are built tough and fit all major brands of mini-HDD machines in the market. Our BorePro Series products include a complete line of plowing systems, horizontal drilling tools and accessories.

### We Offer:

- > **Rock boring products**
- > **Dirt boring products**
- > **Dirt reaming products**
- > **Rock reaming products**

**Toll Free:** 1 (888) 313-7455

**Business:** (817) 594-6663

**Fax:** (817) 594-3697

**eMail:** [sales@railhead.com](mailto:sales@railhead.com)

**Mail:** Railhead Underground Products, LLC

P.O. Box 2409

Weatherford, TX 76086

**Plant Facilities:** Railhead Underground Products, LLC

1405 Mineral Wells Hwy.

Weatherford , TX 76086



Like us on Facebook - [www.facebook.com/RailheadUndergroundProducts](http://www.facebook.com/RailheadUndergroundProducts)

To order parts call 1-817-594-6663 or 1-888-313-7455

[email:sales@railhead.com](mailto:sales@railhead.com)

[website:railhead.com](http://website:railhead.com)

# Railhead Underground Products, LLC

## INDEX

<b>Rock Tooling</b> – Incredibit	1-3
<b>Rock Tooling</b> – DirectBore	4-5
<b>Railhead</b> – API Housings	6 -8
<b>Railhead</b> – Dirt Housings	9-12
RAM Housings	9-10
Endurance Housings	10-12
<b>Housing Savers and Quick Connects</b>	13-20
<b>Paddle Bits</b>	21-23
Endurance/Incredibit	21
OEM Ditch Witch Paddle Bits	22
OEM Vermeer Paddle Bits	23
<b>Replacement Parts</b>	24
Drive Chucks – Sub Savers	24
Key Adapters - Incredibit Housings	24
<b>Reamers</b>	25-32
Wing	25
Ground Hawg	26
Clay	27
Sand Sharks	28
Tapered Barrel	29
Barrel	30
Stacked Plate	31
Solid Body Fluted	32
EXTReam	32
<b>Pullback Accessories</b>	33-35
<b>Railhead</b> – Tool Adapters	36-39
<b>Bore Pro</b>	40-48
Plow Blades	40-42
Blade Bullets	42
Flat Head Cap Screws	42
Plow Blade Lead Edge	43
Maxi-Grip	43
Swivel Eye Maxi-Grip	43
Trailing Bullet – Blade Points	44-45
Poly Chain Grip	45
Plow Blade Accessories	45-46
Chute Blades	46-48
Hand Tools – Accessories	48-49

Like us on Facebook - [www.facebook.com/RailheadUndergroundProducts](http://www.facebook.com/RailheadUndergroundProducts)

To order parts call 1-817-594-6663 or 1-888-313-7455

email:[sales@railhead.com](mailto:sales@railhead.com)

website:[railhead.com](http://railhead.com)

# Railhead Underground Products, LLC

## INDEX

### Bore Pro

Compaction Bits	49
XD Compaction Bits	49-50
Compaction Reamers	50
HD Rock Head for Compaction Boring	40
Spade Rock Heads	51
Air/Water Compaction Drill Rod/Rock Heads	52
Compaction Drill Rod	52-54
Hand Tools for Compaction Drilling	54



Like us on Facebook - [www.facebook.com/RailheadUndergroundProducts](http://www.facebook.com/RailheadUndergroundProducts)

To order parts call 1-817-594-6663 or 1-888-313-7455

email:[sales@railhead.com](mailto:sales@railhead.com)

website:[railhead.com](http://railhead.com)

## Rock Tooling - Incredibit



With over two decades of proven success, the **Incredibit, "The Original" Rock Tool**, uses a patented 'Stress Relief Structure' key to keyway design to take much of the side stress off the bolts. The patented Door Hold Down Tabs and bolts reduce the risk of electronics being lost. The rear Rotolock connection allows for easy adaptability to all drill makes and models.

Astec Underground							
Rock Housings							
Machine	Housing O.D.	Product Description	Rear Threads	Bit End	Housing part no.	Standard Bit	Aggressive Bit
DD1:DD1215	2.75"	Incredibit Sonde Housing	2.75" Rotolock (P)	6 Bolt-Keyed	1800	1503	N/A
DD2024	3"	Incredibit Sonde Housing	3" Rotolock (P)	6 Bolt-Keyed	1830	1526	1528
DD3:DD4:DD3238	3.5"	Incredibit Sonde Housing	3.5" Rotolock (P)	6 Bolt-Keyed	1860	1554	1555
DD3:DD4:DD3238	3.5"	Incredibit Sonde Housing	2.375" API	6 Bolt-Keyed	1865	1554	1555

American Augers							
Rock Housings							
Machine	Housing O.D.	Product Description	Rear Threads	Bit End	Housing part no.	Standard Bit	Aggressive Bit
DD6:DD8	4.125"	Incredibit Sonde Housing	4.125" Rotolock (P)	6 Bolt-Keyed	1850	1562	1565
DD8:DD10:DD140	5"	Incredibit Sonde Housing	5" Rotolock (P)	6 Bolt-Keyed	1880	1581	N/A

Case							
Rock Housings							
Machine	Housing O.D.	Product Description	Rear Threads	Bit End	Housing part no.	Standard Bit	Aggressive Bit
6010	3"	Incredibit Sonde Housing	3" Rotolock (P)	6 Bolt-Keyed	1830	1526	1528
6030	3.5"	Incredibit Sonde Housing	3.5" Rotolock (P)	6 Bolt-Keyed	1860	1554	1555
6030	3.5"	Incredibit Sonde Housing	2.375" API	6 Bolt-Keyed	1865	1554	1555

Ditch Witch							
Rock Housings							
Machine	Housing O.D.	Product Description	Rear Threads	Bit End	Housing part no.	Standard Bit	Aggressive Bit
JT9:JT10:JT920:JT1220	2.75"	Incredibit Sonde Housing	2.75" Rotolock (P)	6 Bolt-Keyed	1800	1503	N/A
JT9:JT10:JT920:JT1220	2.75"	Incredibit Sonde Housing (Subsite only)	2.75" Rotolock (P)	6 Bolt-Keyed	1810	1503	N/A
JT1720M1:JT2020:JT220:JT24:JT25	3"	Incredibit Sonde Housing	3" Rotolock (P)	6 Bolt-Keyed	1830	1526	1528
JT2720M1:JT2720AT:JT28:JT3020:JT3020AT:JT30:JT30AT:JT40:AT40:JT4020M1: JT4020AT	3.5"	Incredibit Sonde Housing	3.5" Rotolock (P)	6 Bolt-Keyed	1860	1554	1555

## Rock Tooling - Incredibit



Ditch Witch							
Rock Housings							
Machine	Housing O.D.	Product Description	Rear Threads	Bit End	Housing part no.	Standard Bit	Aggressive Bit
JT2720M1:JT2720AT:JT28:JT3020:JT3020AT:JT30:JT30AT:JT40:AT40:JT4020M1:JT4020AT	3.5"	Incredibit Sonde Housing	2.375" API	6 Bolt-Keyed	1865	1554	1555
JT60:JT60AT:JT7020:JT8020	4.125"	Incredibit Sonde Housing	4.125" Rotolock (P)	6 Bolt-Keyed	1850	1562	1565
JT100:JT100AT	5"	Incredibit Sonde Housing	5" Rotolock (P)	6 Bolt-Keyed	1880	1581	N/A

Toro							
Rock Housings							
Machine	Housing O.D.	Product Description	Rear Threads	Bit End	Housing part no.	Standard Bit	Aggressive Bit
DD2024	3"	Incredibit Sonde Housing	3" Rotolock (P)	6 Bolt-Keyed	1830	1526	1528
DD4045	3.5"	Incredibit Sonde Housing	3.5" Rotolock (P)	6 Bolt-Keyed	1860	1554	1555
DD4045	3.5"	Incredibit Sonde Housing	2.375" API	6 Bolt-Keyed	1865	1554	1555

Universal							
Rock Housings							
Machine	Housing O.D.	Product Description	Rear Threads	Bit End	Housing part no.	Standard Bit	Aggressive Bit
UNI10x15:UNI12x15	2.75"	Incredibit Sonde Housing	2.75" Rotolock (P)	6 Bolt-Keyed	1800	1503	N/A
UNI10x15:UNI12x15	2.75"	Incredibit Sonde Housing (Subsite only)	2.75" Rotolock (P)	6 Bolt-Keyed	1810	1503	N/A
UNI22X22	3"	Incredibit Sonde Housing	3" Rotolock (P)	6 Bolt-Keyed	1830	1526	1528
UNI24X40:UNI36X50	3.5"	Incredibit Sonde Housing	3.5" Rotolock (P)	6 Bolt-Keyed	1860	1554	1555
UNI24X40:UNI36X50	3.5"	Incredibit Sonde Housing	2.375" API	6 Bolt-Keyed	1865	1554	1555

Vermeer							
Rock Housings							
Machine	Housing O.D.	Product Description	Rear Threads	Bit End	Housing part no.	Standard Bit	Aggressive Bit
D6X6:D7X11:D7X11A:D7X11A II: D8X12:D9X13S II:D9X13S III:D10X15:D10X15S III	2.75"	Incredibit Sonde Housing	2.75" Rotolock (P)	6 Bolt-Keyed	1800	1503	N/A
D16X20:D16X20A:D16X20S II: D18X22:D20X22:D20X22S III: D23X30S III	3"	Incredibit Sonde Housing	3" Rotolock (P)	6 Bolt-Keyed	1830	1526	1528

Like us on Facebook - [www.facebook.com/RailheadUndergroundProducts](http://www.facebook.com/RailheadUndergroundProducts)  
 To order parts call 1-817-594-6663 or 1-888-313-7455  
 email:[sales@railhead.com](mailto:sales@railhead.com)  
 website:[railhead.com](http://railhead.com)



## Rock Tooling - Incredibit



Vermeer							
Rock Housings							
Machine	Housing O.D.	Product Description	Rear Threads	Bit End	Housing part no.	Standard Bit	Aggressive Bit
D24X40:D24X40A:D24X20S II: D24X40S III:D33X44:D36X50: D36X50S II:	3.5"	Incredibit Sonde Housing	3.5" Rotolock (P)	6 Bolt-Keyed	1860	1554	1555
D24X40:D24X40A:D24X20S II: D24X40S III:D33X44:D36X50: D36X50S II:	3.5"	Incredibit Sonde Housing	2.375" API	6 Bolt-Keyed	1865	1554	1555
D40X40:D40X55S III:D60X90: D60X90S III:D50X100:D50X100A: D80X100:D80X100S II	4.125"	Incredibit Sonde Housing	4.125" Rotolock (P)	6 Bolt-Keyed	1850	1562	1565
D100X120:D100X120SII:D100X140: D100X140SIII	5"	Incredibit Sonde Housing	5" Rotolock (P)	6 Bolt-Keyed	1880	1581	N/A

Incredibit Specs	1503	1526/1528	1554/1555	1562/1565	1581
Size	2.75"	3"	3.5"	4.125"	5"
Average Hole Diameter	4.5"	5.5"	6.5"	9"	11"
Gallons of Cuttings Created per Ft.	0.83	1.23"	1.79"	3.31"	4.94"
Torque for assembly	65FT. LBS	65FT. LBS	120FT. LBS	165FT. LBS	250FT. LBS

Incredibit Teeth	1503	1526/1528	1554/1555	1562	1565	1581
General	N/A	5021	5022	5020	5024	5032
Hard	5013	5019	5026	5023	5029	N/A
Cobble	N/A	5031	5030	5024	N/A	N/A

Incredibit Housing Spare parts	1800	1810	1830	1860	1850	1880
Bit Bolts	5313	5313	5313	5316	5342	5344
Lid	4405	4408	4406	4403	4403	4403
Lid Bolts	5311	5311	5311	5311	5311	5311
Nozzle Bolts	5310	5310	5310	5310	5310	5310
O-Ring	5208	5208	5208	5209	5209	5213

Sonde Blocks	DCI	Subsite 86 (B or BH)	Radiodetection	McLaughlin	Subsite 86 BV	Underground Magnetics 15"
	4735	4704	4736	4737	4749	4745

## Rock Tooling - DirectBore



DirectBore Tooling is made from the finest alloys available and for use on jobs where the Incredibit is not required. By incorporating some of the same features used in the Incredibit such as the Rotolock and Tri-Lock door system, DirectBore is a lower cost option with the same quality engineered into all Railhead products.

Astec Underground							
Rock Housings							
Machine	Housing O.D.	Product Description	Rear Threads	Bit End	Housing part no.	Standard Bit	Aggressive Bit
DD2024	3"	DirectBore Housing	3" Rotolock (P)	2" I.F. (B)	8430	8130	N/A
DD3:DD4:DD3238	3.5"	DirectBore Housing	3.5" Rotolock (P)	2.375" API (B)	8460	8145	8148

American Augers							
Rock Housings							
Machine	Housing O.D.	Product Description	Rear Threads	Bit End	Housing part no.	Standard Bit	Aggressive Bit
DD6:DD8	4"	DirectBore Housing	4.125" Rotolock (P)	2.875" API (B)	8450	8150	N/A

Case							
Rock Housings							
Machine	Housing O.D.	Product Description	Rear Threads	Bit End	Housing part no.	Standard Bit	Aggressive Bit
6010	3"	DirectBore Housing	3" Rotolock (P)	2" I.F. (B)	8430	8130	N/A
6030	3.5"	DirectBore Housing	3.5" Rotolock (P)	2.375" API (B)	8460	8145	8148

Ditch Witch							
Rock Housings							
Machine	Housing O.D.	Product Description	Rear Threads	Bit End	Housing part no.	Standard Bit	Aggressive Bit
JT1720M1:JT2020: JT220:JT24:JT25	3"	DirectBore Housing	3" Rotolock (P)	2" I.F. (B)	8430	8130	N/A
JT2720M1:JT2720AT: JT28:JT3020:JT3020AT: JT30:JT30AT:JT40:AT40: JT4020M1:JT4020AT	3.5"	DirectBore Housing	3.5" Rotolock (P)	2.375" API (B)	8460	8145	8148
JT60:JT60AT:JT7020: JT8020	4"	DirectBore Housing	4.125" Rotolock (P)	2.875" API REG (B)	8450	8150	N/A

Toro							
Rock Housings							
Machine	Housing O.D.	Product Description	Rear Threads	Bit End	Housing part no.	Standard Bit	Aggressive Bit
DD2024	3"	DirectBore Housing	3" Rotolock (P)	2" I.F. (B)	8430	8130	N/A
DD4045	3.5"	DirectBore Housing	3.5" Rotolock (P)	2.375" API (B)	8460	8145	8148

Universal							
Rock Housings							
Machine	Housing O.D.	Product Description	Rear Threads	Bit End	Housing part no.	Standard Bit	Aggressive Bit
UNI22X22	3"	DirectBore Housing	3" Rotolock (P)	2" I.F. (B)	8430	8130	N/A
UNI24X40:UNI36X50	3.5"	DirectBore Housing	3.5" Rotolock (P)	2.375" API (B)	8460	8145	8148

Like us on Facebook - [www.facebook.com/RailheadUndergroundProducts](http://www.facebook.com/RailheadUndergroundProducts)  
 To order parts call 1-817-594-6663 or 1-888-313-7455  
 email:[sales@railhead.com](mailto:sales@railhead.com)  
 website:[railhead.com](http://railhead.com)

## Rock Tooling - DirectBore

Vermeer							
Rock Housings							
Machine	Housing O.D.	Product Description	Rear Threads	Bit End	Housing part no.	Standard Bit	Aggressive Bit
D16X20:D16X20A: D16X20S II: D18X22:D20X22: D20X22S III: D23X30S III	3"	DirectBore Housing	3" Rotolock (P)	2" I.F. (B)	8430	8130	N/A
D24X40:D24X40A: D24X20SII: D24X40SIII:D33X44: D36X50: D36X50SII:	3.625"	DirectBore Housing	3.5" Rotolock (P)	2.375" API (B)	8460	8145	8148
D40X40:D40X55S III: D60X90: D60X90S III:D50X100: D50X100A: D80X100:D80X100S II	4"	DirectBore Housing	4.125" Rotolock (P)	2.875" API REG (B)	8450	8150	N/A
D100X120:D100X120SII:D100X140: D100X140SIII	4"	DirectBore Housing	4.125" Rotolock (P)	2.875" API REG (B)	8450	8150	N/A



### DirectBore Tooling Spare Parts

DirectBore bit Specs	8130	8145	8148
Size	3"	4.5"	4.75"
Average Hole Diameter	3"	4.5"	4.75"

DirectBore Teeth	8130	8150	8145	8148
General	N/A	5020	N/A	N/A
Hard	5026	5023	5026	5026
Cobble	5030	5020	5030	5030

DirectBore Housing Spare parts	8430	8450	8460
Lid	4406	4403	4403
Lid Bolts	5311	5311	5311

Sonde Blocks	DCI	Subsite 86 (B or BH)	Radiodetection	McLaughlin	Subsite 86 BV	Underground Magnetics 15"
	4735	4704	4736	4737	4749	4745



Like us on Facebook - [www.facebook.com/RailheadUndergroundProducts](http://www.facebook.com/RailheadUndergroundProducts)  
 To order parts call 1-817-594-6663 or 1-888-313-7455  
 email:[sales@railhead.com](mailto:sales@railhead.com)  
 website:[railhead.com](http://railhead.com)

## Railhead - API Housings

Astec Underground					
API Housings					
Machine	Housing O.D.	Product Description	Rear Threads	Bit End	Housing part no.
DD3:DD4:DD3238	3.5"	API Dirt Housing	2.375" (B)	7-Bolt Vermeer	3165
DD3:DD4:DD3238	3.5"	API Dirt Housing	2.375" (B)	6-Bolt Ditch Witch	3265
DD3:DD4:DD3238	3.5"	Universal Housing	2.375" API (B)	2.375" API (B)	9860



Case					
API Housings					
Machine	Housing O.D.	Product Description	Rear Threads	Bit End	Housing part no.
6030	3.5"	API Dirt Housing	2.375" (B)	7-Bolt Vermeer	3165
6030	3.5"	API Dirt Housing	2.375" (B)	6-Bolt Ditch Witch	3265
6030	3.5"	Universal Housing	2.375" API (B)	2.375" API (B)	9860



Ditch Witch					
API Housings					
Machine	Housing O.D.	Product Description	Rear Threads	Bit End	Housing part no.
JT2720M1:JT2720AT:JT28: JT3020: JT3020AT:JT30:JT30AT:JT40: AT40:JT4020M1:JT4020AT	3.5"	API Dirt Housing	2.375" (B)	7-Bolt Vermeer	3165
JT2720M1:JT2720AT:JT28:JT3020: JT3020AT:JT30:JT30AT:JT40: AT40:JT4020M1:JT4020AT	3.5"	Universal Housing	2.375" API (B)	2.375" API (B)	9860
JT60:JT60AT:JT7020:JT8020	4.125"	Universal Housing	2.875" API IF (B)	2.875" API REG (B)	9850



Toro					
API Housings					
Machine	Housing O.D.	Product Description	Rear Threads	Bit End	Housing part no.
DD4045	3.5"	API Dirt Housing	2.375" (B)	7-Bolt Vermeer	3165
DD4045	3.5"	API Dirt Housing	2.375" (B)	6-Bolt Ditch Witch	3265
DD4045	3.5"	Universal Housing	2.375" API (B)	2.375" API (B)	9860

## Railhead - API Housings

Universal					
API Housings					
Machine	Housing O.D.	Product Description	Rear Threads	Bit End	Housing part no.
UNI24X40:UNI36X50	3.5"	API Dirt Housing	2.375" (B)	7-Bolt Vermeer	3165
UNI24X40:UNI36X50	3.5"	API Dirt Housing	2.375" (B)	6-Bolt Ditch Witch	3265
UNI24X40:UNI36X50	3.5"	Universal Housing	2.375" API (B)	2.375" API (B)	9860



Vermeer					
API Housings					
Machine	Housing O.D.	Product Description	Rear Threads	Bit End	Housing part no.
D24X40:D24X40A:D24X20S II: D24X40S III:D33X44:D36X50: D36X50S II:	3.5"	API Dirt Housing	2.375" (B)	7-Bolt Vermeer	3165
D24X40:D24X40A:D24X20S II: D24X40S III:D33X44:D36X50: D36X50S II:	3.5"	Universal Housing	2.375" API (B)	2.375" API (B)	9860
D40X40:D40X55S III:D60X90: D60X90S III:D50X100:D50X100A: D80X100:D80X100S II	4.125"	Universal Housing	2.875" API IF (B)	2.875" API REG (B)	9850

Machined with the same high quality steel as the Original Incredibit housings along with the proven Tri-Lock door system and 2.375" API rear connection, the 3.5" Diameter dirt housing is available in both Ditch Witch and Vermeer Bolt patterns. Simply change the sonde blocks to match the appropriate electronics.

With all of the major electronic manufacturers in mind, the **Railhead Universal** housing will accept up to a 19" beacon by simply changing the sonde blocks. With twin 1/2" water ports on the 3.5" Diameter housing and twin 1/2" along with a single 3/4" water port on the 4.125" housing, this housing has the high flow often needed.

# Railhead - API Housings

## API Housing Spare Parts

API Housing Spare Parts	3165	3265	9860	9850
Bit Bolts	5316	5317	N/A	N/A
Lid	4403	4403	4407	4407
Lid Bolts	5311	5311	5311	5311
Water Nozzle-1 Hole .069 Orifice	2158	2158	2158	N/A
Water Nozzle-2 Hole .250 Orifice	2157	2157	2157	N/A
Nozzle Bolt	5310	5310	5310	N/A

Nozzle O-Ring	5208	5208	5208	5208
---------------	------	------	------	------

Universal Housing Accessories	9860	9850
Incredibit adapter	1760	1753
7-Hole Vermeer Dirt bit adapter	1761	N/A
6-Hole Ditch Witch Dirt bit adapter	1762	N/A

Sonde Blocks	Subsite 86 (B or BH)	Radiodetection	McLaughlin	Subsite 86 BV	Underground Magnetics 15"
	4704	4736	4737	4749	4745
	19" UM & DCI	Echo 90			
	4746	4740			



Like us on Facebook - [www.facebook.com/RailheadUndergroundProducts](http://www.facebook.com/RailheadUndergroundProducts)

To order parts call 1-817-594-6663 or 1-888-313-7455

email:[sales@railhead.com](mailto:sales@railhead.com)

website:[railhead.com](http://railhead.com)

## Railhead - Dirt Housings

### RAM Housings



Ram Dirt Housings by Railhead are designed with the same Rotolock thread used in the Incredibit line of tooling. Ram Dirt Housings also incorporate the Tri-Lock door system and nozzels to help protect valuable electronics. Available in both Vermeer and Ditch Witch bolt patterns.

<b>Astec Underground</b>					
<b>Dirt Housings</b>					
<b>Machine</b>	<b>Housing O.D.</b>	<b>Product Description</b>	<b>Rear Threads</b>	<b>Bit End</b>	<b>Housing part no.</b>
<b>DD1:DD1215</b>	2.75"	Ram Dirt Housing	2.75" Rotolock (M)	7-Bolt Vermeer	3100
<b>DD1:DD1215</b>	2.75"	Ram Dirt Housing (Subsite only)	2.75" Rotolock (M)	5-bolt Ditch Witch	3200
<b>DD2024</b>	3"	Ram Dirt Housing	3" Rotolock (P)	7-Bolt Vermeer	3120
<b>DD2024</b>	3"	Ram Dirt Housing	3" Rotolock (P)	6-Bolt Ditch Witch	3230
<b>DD3:DD4:DD3238</b>	3.5"	Ram Dirt Housing	3.5" Rotolock (P)	7-Bolt Vermeer	3160
<b>DD3:DD4:DD3238</b>	3.5"	Ram Dirt Housing	3.5" Rotolock (P)	6-Bolt Ditch Witch	3260

<b>Case</b>					
<b>Dirt Housings</b>					
<b>Machine</b>	<b>Housing O.D.</b>	<b>Product Description</b>	<b>Rear Threads</b>	<b>Bit End</b>	<b>Housing part no.</b>
<b>6010</b>	3"	Ram Dirt Housing	3" Rotolock (P)	7-Bolt Vermeer	3120
<b>6010</b>	3"	Ram Dirt Housing	3" Rotolock (P)	6-Bolt Ditch Witch	3230
<b>6030</b>	3.5"	Ram Dirt Housing	3.5" Rotolock (P)	7-Bolt Vermeer	3160
<b>6030</b>	3.5"	Ram Dirt Housing	3.5" Rotolock (P)	6-Bolt Ditch Witch	3260

<b>Ditch Witch</b>					
<b>Dirt Housings</b>					
<b>Machine</b>	<b>Housing O.D.</b>	<b>Product Description</b>	<b>Rear Threads</b>	<b>Bit End</b>	<b>Housing part no.</b>
<b>JT9:JT10:JT920:</b>	2.75"	Ram Dirt Housing (Subsite only)	2.75" Rotolock (M)	5-bolt Ditch Witch	3200
<b>JT1220:JT1720M1:JT2020:JT220: JT24:JT25</b>	3"	Ram Dirt Housing	3" Rotolock (P)	6-Bolt Ditch Witch	3230
<b>JT2720M1:JT2720AT:JT28:JT3020:JT3 020AT: JT30:JT30AT:JT40:AT40:JT4020M1:JT 4020AT</b>	3.5"	Ram Dirt Housing	3.5" Rotolock (P)	6-Bolt Ditch Witch	3260

## Railhead - Dirt Housings

Toro					
Dirt Housings					
Machine	Housing O.D.	Product Description	Rear Threads	Bit End	Housing part no.
DD2024	3"	Ram Dirt Housing	3" Rotolock (P)	7-Bolt Vermeer	3120
DD2024	3"	Ram Dirt Housing	3" Rotolock (P)	6-Bolt Ditch Witch	3230
DD4045	3.5"	Ram Dirt Housing	3.5" Rotolock (P)	7-Bolt Vermeer	3160
DD4045	3.5"	Ram Dirt Housing	3.5" Rotolock (P)	6-Bolt Ditch Witch	3260

Universal					
Dirt Housings					
Machine	Housing O.D.	Product Description	Rear Threads	Bit End	Housing part no.
UNI10x15:UNI12x15	2.75"	Ram Dirt Housing	2.75" Rotolock (M)	7-Bolt Vermeer	3100
UNI22X22	3"	Ram Dirt Housing	3" Rotolock (P)	7-Bolt Vermeer	3120
UNI24X40:UNI36X50	3.5"	Ram Dirt Housing	3.5" Rotolock (P)	7-Bolt Vermeer	3160

Vermeer					
Dirt Housings					
Machine	Housing O.D.	Product Description	Rear Threads	Bit End	Housing part no.
D6X6:D7X11:D7X11A:D7X11A II: D8X12:D9X13S II:D9X13S III: D10X15:D10X15S III	2.75"	Ram Dirt Housing	2.75" Rotolock (M)	7-Bolt Vermeer	3100
D16X20:D16X20A:D16X20S II: D18X22:D20X22:D20X22S III: D23X30S III	3"	Ram Dirt Housing	3" Rotolock (P)	7-Bolt Vermeer	3120
D24X40:D24X40A:D24X20S II: D24X40S III:D33X44:D36X50: D36X50S II:D40X40:D40X55S III	3.5"	Ram Dirt Housing	3.5" Rotolock (P)	7-Bolt Vermeer	3160

## Endurance Housings

Astec Underground					
Dirt Housings					
Machine	Housing O.D.	Product Description	Rear Threads	Bit End	Housing part no.
DD2024	3"	Endurance Housing	3" Rotolock (P)	6 Bolt-Keyed	2830
DD3:DD4:DD3238	3.5"	Endurance Housing	3.5" Rotolock (P)	6 Bolt-Keyed	2860

Case					
Dirt Housings					
Machine	Housing O.D.	Product Description	Rear Threads	Bit End	Housing part no.
6010	3"	Endurance Housing	3" Rotolock (P)	6 Bolt-Keyed	2830
6030	3.5"	Endurance Housing	3.5" Rotolock (P)	6 Bolt-Keyed	2860



## Railhead - Dirt Housings



Endurance Housings uses the patented stress relief structure and Rotolock threads along with the Tri-Lock door system.

Ditch Witch					
Dirt Housings	Housing O.D.	Product Description	Rear Threads	Bit End	Housing part no.
JT1720M1:JT2020:JT220:JT24:JT25	3"	Endurance Housing	3" Rotolock (P)	6 Bolt-Keyed	2830
JT2720M1:JT2720AT:JT28:JT3020: JT3020AT:JT30:JT30AT:JT40:AT40:JT4020M1: JT4020AT	3.5"	Endurance Housing	3.5" Rotolock (P)	6 Bolt-Keyed	2860

Toro					
Dirt Housings	Housing O.D.	Product Description	Rear Threads	Bit End	Housing part no.
Machine					
DD2024	3"	Endurance Housing	3" Rotolock (P)	6 Bolt-Keyed	2830
DD4045	3.5"	Endurance Housing	3.5" Rotolock (P)	6 Bolt-Keyed	2860

Universal					
Dirt Housings	Housing O.D.	Product Description	Rear Threads	Bit End	Housing part no.
Machine					
UNI22X22	3"	Endurance Housing	3" Rotolock (P)	6 Bolt-Keyed	2830
UNI24X40:UNI36X50	3.5"	Endurance Housing	3.5" Rotolock (P)	6 Bolt-Keyed	2860

Vermeer					
Dirt Housings	Housing O.D.	Product Description	Rear Threads	Bit End	Housing part no.
Machine					
D16X20:D16X20A:D16X20S II: D18X22:D20X22:D20X22S III: D23X30S III	3"	Endurance Housing	3" Rotolock (P)	6 Bolt-Keyed	2830
D24X40:D24X40A:D24X20S II: D24X40S III:D33X44:D36X50: D36X50S II:D40X40:D40X55S III	3.5"	Endurance Housing	3.5" Rotolock (P)	6 Bolt-Keyed	2860

## Railhead - Dirt Housings

### Dirt Housing spare parts

<b>RAM Housings Spare Parts</b>	<b>3100</b>	<b>3120</b>	<b>3160</b>	<b>3200</b>	<b>3230</b>	<b>3260</b>
Lid	4408	4406	4403	4408	4406	4403
Lid Bolt	5311	5311	5311	5311	5311	5311
Bit Bolt	5316	5316	5316	5317	5317	5318
Water Nozzle-1 Hole .069 Orifice	2158	2158	2158	2158	2158	2158
Water Nozzle-2 Hole .250 Orifice	2157	2157	2157	2157	2157	2157
Nozzle Bolt	5310	5310	5310	5310	5310	5310
Nozzle O-Ring	5208	5208	5208	5208	5208	5208

<b>Endurance Housing Spare Parts</b>	<b>2830</b>	<b>2860</b>
Lid	4406	4403
Lid Bolt	5311	5311
Bit Bolt	5313	5316
Water Nozzle-1 Hole .069 Orifice	2158	2158
Water Nozzle-2 Hole .250 Orifice	2157	2157
Nozzle Bolt	5310	5310
Nozzle O-Ring	5208	5208

<b>Sonde Blocks</b>	<b>DCI</b>	<b>Subsite 86 (B or BH)</b>	<b>Radiodetection</b>	<b>McLaughlin</b>	<b>Subsite 86 BV</b>	<b>Underground Magnetics 15"</b>
	4735	4704	4736	4737	4749	4745

Like us on Facebook - [www.facebook.com/RailheadUndergroundProducts](http://www.facebook.com/RailheadUndergroundProducts)  
 To order parts call 1-817-594-6663 or 1-888-313-7455  
 email:[sales@railhead.com](mailto:sales@railhead.com)  
 website:[railhead.com](http://railhead.com)

## Housing Savers and Quick Connects

American Augers			
Direct Connect Housing Savers			
Machine	Drill Rod End	Rotolock size	Part no.
<b>DD6:DD8</b>	2.875" API IF (B)	4.125" Rotolock (B)	4311
<b>DD8:</b>	2.875" API IF (B)	5" Rotolock (B)	4383
<b>DD10:DD140</b>	3" IF (B)	5" Rotolock (B)	4384

Ditch Witch			
Direct Connect Housing Savers (Requires T-Sub)			
Machine	Unlined Power Pipe	Rotolock size	Part no.
JT520	1.13" x 1.88" x 1.10	2.75"	call
JT5	1.13" x 1.875" x 1.1	2.75"	call
JT922	1.58" x 2.125" x 1.3	2.75"	call
JT9	1.58" x 2.125" x 1.3	2.75"	call
JT10	1.58" x 2.125" x 1.3	2.75"	call
JT1220	1.82" x 2.38" x 1.47	2.75"	4416
JT1720	2.06" x 2.5" x 1.69	3"	4364
JT2020	2.06" x 2.63" x 1.94	3"	4364
JT20	2.06" x 2.63" x 1.94	3"	4364
JT2720	2.06" x 2.63" x 1.94	3.5"	4357
JT24	2.25" x 2.63" x 1.76	3"	call
JT25	2.38" x 2.75" x 2.11	3"	4423
JT2720M1	2.38" x 2.75" x 2.11	3.5"	4433
JT2720AT	2.23" x 3.25" x 2.77	3.5"	call
JT28	2.38" x 2.75" x 2.11	3.5"	4433
JT3020	2.38" x 2.75" x 2.11	3.5"	4433
JT30	2.38" x 2.75" x 2.11	3.5"	4433
JT40	2.81" x 3.13" x 2.10	3.5"	call
JT4020	2.63" x 3.25" x 2.4	3.5"	4359
JT4020M1	2.81" x 3.5" x 2.59	3.5"	4379
JT60	3.06" x 3.5" x 2.46	4.125"	call
JT7020	3.06" x 3.5" x 2.46	4.125"	call
JT8020	3.63" x 4" x 3.27	5"	4387
JT100	3.63" x 4" x 3.27	5"	4387

## Housing Savers and Quick Connects

<b>Ditch Witch</b>			
<b>Direct Connect Housing Savers (Requires T-Sub)</b>			
Machine	Fluid Miser	Rotolock size	Part no.
JT520	1.13" x 1.75" x 1.21	2.75"	call
JT922	1.58" x 2" x 1.41	2.75"	4308
JT9	1.58" x 2.125" x 1.3	2.75"	call
JT10	1.58" x 2.125" x 1.3	2.75"	call
JT1220	1.82" x 2.38" x 1.47	2.75"	4416
JT1720	2.06" x 2.5" x 1.69	3"	4364
JT2020	2.06" x 2.63" x 1.94	3"	4364
JT20	2.06" x 2.63" x 1.94	3"	4364
JT24	2.25" x 2.63" x 1.76	3"	call
JT25	2.38" x 2.75" x 2.11	3"	4423
JT2720M1	2.38" x 2.75" x 2.11	3.5"	4433

<b>Ditch Witch</b>			
<b>Direct Connect Housing Savers (Requires T-Sub)</b>			
JT2720AT	2.38" x 2.75" x 2.11	3.5"	call
JT28	2.38" x 2.75" x 2.11	3.5"	4433
JT3020	2.38" x 2.75" x 2.11	3.5"	4433
JT30	2.38" x 2.75" x 2.11	3.5"	4433
JT40	2.81" x 3.13" x 2.10	4.125"	call
JT4020M1	2.81" x 3.5" x 2.59	4.125"	call
JT60	3.06" x 3.5" x 2.46	4.125"	call

## Housing Savers and Quick Connects

Ditch Witch						
RAMON Quick Connect Housing Savers						
Machine	Unlined Power Pipe	Rotolock size	RAMON Size	RAMON Housing Saver	RAMON Lead Rod	RAMON Collar
JT922	1.58" x 2.125" x 1.3	2.75"	2"	4424	1257	1114
JT9	1.58" x 2.125" x 1.3	2.75"	2"	4424	1257	1114
JT10	1.58" x 2.125" x 1.3	2.75"	2"	4424	1257	1114
JT1220	1.82" x 2.38" x 1.47	2.75"	2"	call	call	call
JT1720	2.06" x 2.5" x 1.69	3"	2"	call	call	call
JT2020	2.06" x 2.63" x 1.94	3"	2"	4409	1258	1114
JT20	2.06" x 2.63" x 1.94	3"	2"	4409	1258	1114
JT24	2.25" x 2.63" x 1.76	3"	2"	call	call	call
JT25	2.38" x 2.75" x 2.11	3"	2"	4409	1263	1114
JT2720M1	2.38" x 2.75" x 2.11	3.5"	2.5"	4309	1263	1113
JT2720AT	2.23" x 3.25" x 2.77	3.5"	2.5"	call	call	call
JT28	2.38" x 2.75" x 2.11	3.5"	2.5"	4309	1263	1113
JT3020	2.38" x 2.75" x 2.11	3.5"	2.5"	4309	1263	1113
JT30	2.38" x 2.75" x 2.11	3.5"	2.5"	4309	1263	1113

Ditch Witch	
RAMON Quick Connect Housing Savers	



Machine	Fluid Miser	Rotolock size	RAMON Size	RAMON Housing Saver	RAMON Lead Rod	RAMON Collar
JT922	1.58" x 2.125" x 1.3	2.75"	2"	4424	1257	1114
JT9	1.58" x 2.125" x 1.3	2.75"	2"	4424	1257	1114
JT10	1.58" x 2.125" x 1.3	2.75"	2"	4424	1257	1114
JT1220	1.82" x 2.38" x 1.47	2.75"	2"	call	call	call
JT1720	2.06" x 2.5" x 1.69	3"	2"	call	call	call
JT2020	2.06" x 2.63" x 1.94	3"	2"	4409	1258	1114
JT20	2.06" x 2.63" x 1.94	3"	2"	4409	1258	1114
JT24	2.25" x 2.63" x 1.76	3"	2"	call	call	call
JT25	2.38" x 2.75" x 2.11	3"	2"	4409	1263	1114
JT2720M1	2.38" x 2.75" x 2.11	3.5"	2.5"	4309	1263	1113
JT2720AT	2.23" x 3.25" x 2.77	3.5"	2.5"	call	call	call
JT28	2.38" x 2.75" x 2.11	3.5"	2.5"	4309	1263	1113
JT3020	2.38" x 2.75" x 2.11	3.5"	2.5"	4309	1263	1113
JT30	2.38" x 2.75" x 2.11	3.5"	2.5"	4309	1263	1113

Like us on Facebook - [www.facebook.com/RailheadUndergroundProducts](http://www.facebook.com/RailheadUndergroundProducts)

To order parts call 1-817-594-6663 or 1-888-313-7455

email:[sales@railhead.com](mailto:sales@railhead.com)

website:[railhead.com](http://railhead.com)

## Housing Savers and Quick Connects

Ditch Witch						
EZ Quick Connect Housing Savers						
Machine	Unlined Power Pipe	Rotolock size	EZ Connect size	EZ Housing Saver	EZ Lead Rod	EZ Collar
JT920L	1.63" x 2" x 1.41	2.75"	1.63 EZ2	4415	12020	11317
JT920:JT921	1.58" x 2" x 1.41	2.75"	1.63 EZ2	4415	12020	11317
JT1220	1.82" x 2.38" x 1.47	2.75"	1.88 EZ2	4417	12021	11319
JT1720M1	2.06" x 2.5" x 1.69	2.75"	2.00 EZ2	4303	12022	11321
JT2020	2.06" x 2.63" x 1.94	3"	2.00 EZ2	4395	12024	11321
JT20	2.06" x 2.63" x 1.94	3"	2.00 EZ2	4395	12023	11321
JT24	2.25" x 2.63" x 1.76	3"	2.00 EZ2	4395	N/A	11321
JT25	2.38" x 2.75" x 2.11	3"	2.25 EZ3	call	12025	11330
JT2720M1	2.38" x 2.75" x 2.11	3.5"	2.25 EZ2	4397	12025	11330
JT2720AT	2.23" x 3.25" x 2.77	3.5"	2.25 EZ3	4427	N/A	11330
JT28	2.38" x 2.75" x 2.11	3.5"	2.25 EZ3	4427	call	11330
JT3020	2.38" x 2.75" x 2.11	3.5"	2.25 EZ3	4427	12025	11330
JT30	2.38" x 2.75" x 2.11	3.5"	2.25 EZ3	4427	12025	11330
JT40	2.81" x 3.13" x 2.10	4.125"	2.63 EZ2	4430	N/A	11327
JT4020M1	2.81" x 3.5" x 2.59	4.125"	2.63 EZ2	4430	12026	11327

Ditch Witch						
EZ Quick Connect Housing Savers						
Machine	Fluid Miser	Rotolock size	EZ Connect size	EZ Housing Saver	EZ Lead Rod	EZ Collar HF
JT920L	1.63" x 2" x 1.41	2.75"	1.63 EZ2	4415	12020	11317
JT920:JT921	1.58" x 2" x 1.41	2.75"	1.63 EZ2	4415	12020	11317
JT1220M1	1.82" x 2.38" x 1.47	2.75"	1.88 EZ3	4417	12021	11319
JT1720M1	2.06" x 2.5" x 1.69	3"	2.00 EZ2	4303	12022	11321
JT2020	2.06" x 2.63" x 1.94	3"	2.00 EZ2	4395	12024	11321
JT20	2.06" x 2.63" x 1.94	3"	2.00 EZ2	4395	12023	11321
JT24	2.25" x 2.63" x 1.76	3"	2.25 EZ3	4395	N/A	11321
JT25	2.38" x 2.75" x 2.11	3"	2.25 EZ3	call	12025	11330
JT2720M1	2.38" x 2.75" x 2.11	3.5"	2.25 EZ2	4397	12025	11330
JT2720AT	2.23" x 3.25" x 2.77	3.5"	2.25 EZ3	4427	N/A	11330
JT28	2.38" x 2.75" x 2.11	3.5"	2.25 EZ3	4427	call	11330
JT3020	2.38" x 2.75" x 2.11	3.5"	2.25 EZ3	4427	12025	11330
JT30	2.38" x 2.75" x 2.11	3.5"	2.25 EZ3	4427	12025	11330
JT40	2.81" x 3.13" x 2.10	4.125"	2.63 EZ2	4430	N/A	11327
JT4020M1	2.81" x 3.5" x 2.59	4.125"	2.63 EZ2	4430	12026	11327

Like us on Facebook - [www.facebook.com/Railhead Underground Products](http://www.facebook.com/Railhead%20Underground%20Products)

To order parts call 1-817-594-6663 or 1-888-313-7455

email:[sales@railhead.com](mailto:sales@railhead.com)

website:[railhead.com](http://railhead.com)

## Housing Savers and Quick Connects

Toro				
RAMON Quick Connect Housing Savers				
Machine	Drill Rod End	Rotolock Size	RAMON Size	RAMON Housing Saver
DD2024	#400 - (2.06" FS1) (B)	3.125"	2"	4409
DD4045	#702 - (2.375" HWSII)	3.5"	2.5"	4309

Universal				
RAMON Quick Connect Housing Savers				
Machine	Drill Rod End	Rotolock size	RAMON Size	RAMON Housing Saver
UNI10x15:UNI12x15	#200 (1.66" FS1) (B)	2.75" (B)	2"	4409
UNI22X22	#400 (2.06" FS1) (B)	3" Rotolock (B)	2"	4409
UNI24X40	#600 (2.375" FS1) (B)	3.5" Rotolock (B)	2.5"	4309
UNI36X50	#650 (2.375" FST) (B)	3.5" Rotolock (B)	2.5"	4309



Vermeer			
Direct Connect Housing Savers			
Machine	Drill Rod End	Rotolock Size	Part no.
D6X6:D7X11:D7X11A: D7X11A II: D8X12:D9X13S II:D9X13S III:D10X15: D10X15S III	#200 (1.66" FS1) (B)	2.75" (B)	4340
D16X20:D16X20A:D16X20S II: D18X22:D20X22:D20X22S III	#250 (1.9" FS1) (B)	3" Rotolock (B)	4355
D20X22:D20X22S III:D23X30S III	#400 (2.06" FS1) (B)	3" Rotolock (B)	4354



Like us on Facebook - [www.facebook.com/Railhead Underground Products](http://www.facebook.com/Railhead%20Underground%20Products)  
 To order parts call 1-817-594-6663 or 1-888-313-7455  
 email:sales@railhead.com  
 website:railhead.com

## Housing Savers and Quick Connects

<b>D24X40:D24X40A:D24X20S II: D24X40S III</b>	#600 (2.375" FS1) (B)	3.5" Rotolock (B)	4352
<b>D33X44:D36X50:D36X50S II:D40X55S III</b>	#650 (2.375" FST) (B)	3.5" Rotolock (B)	4352
<b>D36X50:D36X50S II:D40X40:D40X55S III:</b>	#700 (2.625" FST) (B)	3.5" Rotolock (B)	4431
<b>D60X90: D60X90S III:D50X100:D50X100 A: D80X100:D80X100S II</b>	#800 (3.5" FST1) (B)	4.125" Rotolock (B)	4307
<b>D60X90: D60X90SIII:D50X100: D50X100A: D80X100:D80X100SII</b>	#900 (2.875" FS1) (B)	4.125" Rotolock (B)	4310
<b>D60X90: D60X90S III:D50X100:D50X100 A: D80X100:D80X100S II</b>	#900 (2.875" FS1) (B)	5" Rotolock (B)	4380
<b>D60X90: D60X90S III:D50X100:D50X100 A: D80X100:D80X100S II</b>	#800 (3.5" FST1) (B)	5" Rotolock (B)	4381
<b>D100X120:D100X120 S II:D100X140: D100X140S III</b>	#1000 (3.5" FST) (B)	4.125" Rotolock (B)	4426
<b>D100X120:D100X120 S II:D100X140: D100X140S III</b>	#1000 (3.5" FST) (B)	5" Rotolock (B)	4428



Like us on Facebook - [www.facebook.com/Railhead Underground Products](http://www.facebook.com/Railhead Underground Products)

To order parts call 1-817-594-6663 or 1-888-313-7455

email:[sales@railhead.com](mailto:sales@railhead.com)

website:[railhead.com](http://railhead.com)



## Housing Savers and Quick Connects

Vermeer						
RAMON Housing Savers						
Machine	Drill Rod	Rotolock Size	RAMON Size	RAMON Housing Saver	RAMON Lead Rod	RAMON Collar
D6X6:D7X11:D7X11A: D7X11A II: D8X12:D9X13SII:D9X 13S III:D10X15:D10X15SIII	#200 (1.66" FS1) (B)	2.75" (B)	2" (P)	4424	1251	1114
D16X20:D16X20A:D1 6X20S II: D18X22:D20X22:D20 X22S III	#250 (1.9" FS1) (B)	3" Rotolock (B)	2" (P)	4409	1252	1114
D20X22:D20X22S III:D23X30S III	#400 (2.06" FS1) (B)	3" Rotolock (B)	2" (P)	4409	1253	1114
D24X40:D24X40A:D2 4X20S II: D24X40S III	#600 (2.375" FS1) (B)	3.5" Rotolock (B)	2.5" (P)	4309	1269	1113
D33X44:D36X50: D36X50SII:D40X55SIII	#650 (2.375" FST) (B)	3.5" Rotolock (B)	2.5" (P)	4309	1272	1113
D36X50:D36X50S II:D40X40:D40X55S III:	#700 (2.625" FST) (B)	3.5" Rotolock (B)	2.5" (P)	4309	1273	1113

Vermeer						
LPT Housing Savers						
Machine	Drill Rod	Rotolock size	LPT SIZE	LPT Housing Saver	LPT Lead Rod	LPT Collar
D6X6:D7X11:D7X11A: D7X11A II: D8X12:D9X13S II:D9X13S III:D10X15:D10X15S III	#200 (1.66" FS1) (B)	2.75" (B)	1.625" (B)	4301	12010	11311
D16X20:D16X20A:D1 6X20S II: D18X22:D20X22:D20 X22S III	#250 (1.9" FS1) (B)	3" (B)	2.125" (B)	4305	12011	1116
D20X22:D20X22S III:D23X30S III	#400 (2.06" FS1) (B)	3" (B)	2.125" (B)	4305	12012	1116

Like us on Facebook - [www.facebook.com/Railhead Underground Products](http://www.facebook.com/Railhead Underground Products)

To order parts call 1-817-594-6663 or 1-888-313-7455

email:sales@railhead.com

website:railhead.com

## Housing Savers and Quick Connects

<b>D24X40:D24X40A:D24X20S II: D24X40S III</b>	#600 (2.375" FS1) (B)	3.5" Rotolock (B)	2.125" (B)	4358	1219	1116
<b>D33X44:D36X50:D36X50SII:D40X55SIII</b>	#650 (2.375" FST) (B)	3.5" Rotolock (B)	2.125" (B)	4358	12018	1116
<b>D36X50:D36X50S II:D40X40:D40X55S III:</b>	#700 (2.625" FST) (B)	3.5" Rotolock (B)	2.125" (B)	4358	12019	1116

<b>Vermeer</b>
<b>Quick Fire Housing Savers</b>

Machine	Drill Rod	Rotolock size	Quick Fire Size	Quick Fire Housing Saver	Quick Fire Lead Rod	Quick Fire Collar
<b>D6X6:D7X11:D7X11A: D7X11A II: D8X12:D9X13S II:D9X13S III:D10X15 D10X15S III</b>	#200 (1.66" FS1) (B)	2.75" (B)	300	4437	12000	11332
<b>D16X20:D16X20A:D16X20S II: D18X22:D20X22:D20X22S III</b>	#250 (1.9" FS1) (B)	3" Rotolock (B)	400	4436	call	11335
<b>D20X22:D20X22S III:D23X30S III</b>	#400 (2.06" FS1) (B)	3" Rotolock (B)	400	call	12003	11335



<b>Quick Fire Housing Savers</b>
----------------------------------

Machine	Drill Rod	Rotolock size	Quick Fire Size	Quick Fire Housing Saver	Quick Fire Lead Rod	Quick Fire Collar
<b>D24X40:D24X40A:D24X20S II: D24X40S III</b>	#600 (2.375" FS1) (B)	3.5" Rotolock (B)	400	call	12014	11335
<b>D33X44:D36X50:D36X50S II:D40X55S III</b>	#650 (2.375" FST) (B)	3.5" Rotolock (B)	460	4438	call	11336
<b>D36X50:D36X50S II:D40X40:D40X55S III:</b>	#700 (2.625" FST) (B)	3.5" Rotolock (B)	460	4438	call	11336

Like us on Facebook - [www.facebook.com/Railhead Underground Products](http://www.facebook.com/Railhead%20Underground%20Products)

To order parts call 1-817-594-6663 or 1-888-313-7455

email:[sales@railhead.com](mailto:sales@railhead.com)

website:[railhead.com](http://railhead.com)

## Paddle Bits

Endurance Paddle Bits incorporate the patented stress relief structure with the key and keyway design to take much of the side stress off the bolts.

<b>Endurance/Incredibit Housing Paddle Bits (Railhead Bolt Pattern)</b>	
<b>H in part number designates pullback hole</b>	
2210H	DB 3.5" Sharp Shooter - 3" SH w/ Hole
2213H	DB 3.5" Iron Claw - 3" SH w/ Hole
2215H	DB 3.5" Button Bit - 3" SH w/ Hole
2220H	DB 4" Sharp Shooter - 3" SH w/ Hole
2221	DB 4" Silver Bullet - 3" SH
2223H	DB 4" Iron Claw - 3" SH w/ Hole
2225H	DB 4" Button Bit - 3" SH w/ Hole
2226H	DB 5" Button Bit - 3" SH w/ Hole
2227	DB 5" Steep Taper Roughneck - 3" SH
2230H	DB 4" Sharp Shooter - 3.5" SH w/ Hole
2233H	DB 4" Iron Claw - 3.5" SH w/ Hole
2235H	DB 4" Button Bit - 3.5" SH w/ Hole
2240H	DB 5" Sharp Shooter - 3.5" SH w/ Hole
2242	DB 5" Hollow Point - 3.5" SH
2243H	DB 5" Iron Claw - 3.5" SH w/ Hole
2245H	DB 5" Button Bit - 3.5" SH w/ Hole
2247	DB 5" Steep Taper Roughneck - 3.5" SH
2250H	DB 5" Sharp Shooter - 4-1/8" SH w/ Hole



## Paddle Bits

<b>OEM Ditch Witch Paddle Bits</b>	
7350	RAM 3-1/2" Claw Bit 5 Bolt DW
7351	RAM 3-1/2" Taper Bit 5 Bolt DW
7352	RAM 3-1/2" Chisel Bit 5 Bolt DW
7354	RAM 3-1/2" Button Bit 5 Bolt DW
7356	RAM 3.5" Steep Taper Roughneck 5 Bolt DW
7374	RAM 4" Steep Taper Roughneck 5 Bolt DW
7375	RAM 4" Claw Bit 5 Bolt DW SH
7376	RAM 4" Taper Bit 5 Bolt DW SH
7379	RAM 4" Button Bit 5 Bolt DW SH
7381	RAM 5" Taper Bit 5 Bolt DW SH
7382	RAM 5" Chisel Bit 5 Bolt DW SH
7383	RAM 5" Claw Bit 5 Bolt DW SH
7384	RAM 5" Steep Taper Roughneck 5 Bolt DW
7385	RAM 5" Button Bit 5 Bolt DW SH
7400	RAM 4" Claw Bit 6 Bolt DW SH
7401	RAM 4" Taper Bit 6 Bolt DW SH
7402	RAM 4" Chisel Bit 6 Bolt DW
7404	RAM 4" Button Bit 6 Bolt DW
7405	RAM 4" HF Chisel Bit 5 Bolt DW
7414	RAM 4.5" Button Bit 6 Bolt DW SH
7423	RAM 5" Steep Taper Roughneck 6 Bolt DW
7424	RAM 5" Claw Bit 6 Bolt DW
7426	RAM 5" Taper Bit 6 Bolt DW
7429	RAM 5" Button Bit 6 Bolt DW SH
7431	RAM 5" HF Chisel Bit 6 Bolt DW
7432	RAM 6" HF Chisel Bit 6 Bolt DW SH
7433	RAM 6" Button Bit 6 Bolt DW SH
7435	RAM 5" Claw Bit 6 Bolt DW 20mm
7438	RAM 6" Claw Bit 6 Bolt DW 16mm
7443	RAM 6" Steep Taper Roughneck 6 Bolt DW 20mm
7448	RAM 6" Claw Bit 6 Bolt DW 20mm



Like us on Facebook - [www.facebook.com/Railhead Underground Products](http://www.facebook.com/Railhead%20Underground%20Products)

To order parts call 1-817-594-6663 or 1-888-313-7455

email:[sales@railhead.com](mailto:sales@railhead.com)

website:[railhead.com](http://railhead.com)

## Paddle Bits

<b>OEM Vermeer Paddle Bits</b>	
7450	RAM 3-1/2" Claw Bit 7 Bolt Vermeer
7451	RAM 3-1/2" Taper Bit 7 Bolt Vermeer
7452	RAM 3-1/2" HF Chisel Bit 7 Bolt Vermeer
7454	RAM 3-1/2" Button Bit 7 Bolt Vermeer SH
7474	RAM 4" Hardface Chisel 7 Bolt Vermeer
7475	RAM 4" Claw Bit 7 Bolt Vermeer
7476	RAM 4" Taper Bit 7 Bolt Vermeer SH
7477	RAM 4-1/2" HF Chisel Bit 7 Bolt Vermeer SH
7479	RAM 4" Button Bit 7 Bolt Vermeer
7486	RAM 4.5" Taper Bit 7 Bolt Vermeer SH
7490	RAM 4" Steep Taper Roughneck 7 Bolt Vermeer
7499	RAM 5" HF Chisel 7 Bolt Vermeer
7500	RAM 5" Claw Bit 7 Bolt Vermeer
7501	RAM 5" Taper Bit 7 Bolt Vermeer SH
7504	RAM 5" Button Bit 7 Bolt Vermeer
7506	RAM 6" HF Chisel Bit 7 Bolt Vermeer SH
7507	RAM 5" Steep Taper Roughneck 7 Bolt Vermeer



Like us on Facebook - [www.facebook.com/Railhead Underground Products](http://www.facebook.com/Railhead%20Underground%20Products)  
 To order parts call 1-817-594-6663 or 1-888-313-7455  
 email:[sales@railhead.com](mailto:sales@railhead.com)  
 website:[railhead.com](http://railhead.com)

## Replacement Parts

<b>Drive Chucks - Sub Savers</b>	
11400	1.41 Box-DW Flange 920-920L
11401	1.69 Box-DW Flange 1720
11402	1.94 Box-DW Flange 2720
11412	1.66 FS Pin-Vermeer Flange 7/11
11413	1.66 FS Pin-Vermeer Flange 10/15
11414	2.06 FS Pin-Vermeer Flange 20/22-24/26
11415	2-3/8 FS Pin-Vermeer Flange 24/40
11416	2-7/8 FS Pin-Vermeer Flange 50/100-80/100
11417	3-1/2 FS Pin-Vermeer Flange 50/100-80/100
11425	1.66 FS Pin X Box Vermeer Sub Saver
11426	1.90 FS Pin X Box Vermeer Sub Saver
11427	2.06 FS Pin X Box Vermeer Sub Saver
11428	2-3/8 FS Pin X Box Vermeer 7.5" Sub Saver
11429	2-3/8 FS Pin X Box Vermeer 9.5" Sub Saver
11430	2-7/8 FS Pin X Box Vermeer Sub Saver
11431	3-1/2 FS Pin X Box Vermeer Sub Saver

<b>Key Adapters (Incredibit Housings to Paddle Bits)</b>	
2201	Key-Dirt Bits-Rock Housing 2.75" & 3" SH
2202	Key-Dirt Bits-Rock Housing 3.5" SH
2203	Key-Dirt Bits-Rock Housing 4-1/8" SH



Like us on Facebook - [www.facebook.com/Railhead Underground Products](http://www.facebook.com/Railhead%20Underground%20Products)

To order parts call 1-817-594-6663 or 1-888-313-7455

email:[sales@railhead.com](mailto:sales@railhead.com)

website:[railhead.com](http://railhead.com)

## Reamers

Wing	
6000	8" Cut 2" IF (B) x (B) w/ Shark Teeth
6001	10" Cut 2" IF (B) x (B) w/ Shark Teeth
6002	12" Cut 2" IF (B) x (B) w/ Shark Teeth
6003	12" Cut 2.375" REG (B) x (B) w/ Shark Teeth
6004	14" Cut 2" IF (B) x (B) w/ Shark Teeth
6010	14" Cut 2.375" REG (B) x (B) w/ Shark Teeth
6011	16" Cut 2" IF (B) x (B) w/ Shark Teeth
6012	16" Cut 2.375" REG (B) x (B) w/ Shark Teeth
6013	18" Cut 2" IF (B) x (B) w/ Shark Teeth
6014	18" Cut 2.375" REG (B) x (B) w/ Shark Teeth
6015	20" Cut 2.375" REG (B) x (B) w/ Shark Teeth
6016	20" Cut 2.875" IF (B) x (B) w/ Shark Teeth
6017	22" Cut 2.375" REG (B) x (B) w/ Shark Teeth
6018	22" Cut 2.875" IF (B) x (B) w/ Shark Teeth
6019	24" Cut 2.375" REG (B) x (B) w/ Shark Teeth
6020	24" Cut 2.875" IF (B) x (B) w/ Shark Teeth
6021	26" Cut 2.375" REG (B) x (B) w/ Shark Teeth
6022	26" Cut 2.875" IF (B) x (B) w/ Shark Teeth
6023	28" Cut 2.375" REG (B) x (B) w/ Shark Teeth
6024	28" Cut 2.875" IF (B) x (B) w/ Shark Teeth
6025	30" Cut 2.375" REG (B) x (B) w/ Shark Teeth
6026	30" Cut 2.875" IF (B) x (B) w/ Shark Teeth
6027	32" Cut 2.875" IF (B) x (B) w/ Shark Teeth
6028	32" Cut 3.5" IF (B) x (B) w/ Shark Teeth
6029	34" Cut 2.875" IF (B) x (B) w/ Shark Teeth
6030	34" Cut 3.5" IF (B) x (B) w/ Shark Teeth
6031	36" Cut 2.875" IF (B) x (B) w/ Shark Teeth
6032	36" Cut 3.5" IF (B) x (B) w/ Shark Teeth



Like us on Facebook - [www.facebook.com/Railhead Underground Products](http://www.facebook.com/Railhead%20Underground%20Products)

To order parts call 1-817-594-6663 or 1-888-313-7455

email:[sales@railhead.com](mailto:sales@railhead.com)

website:[railhead.com](http://railhead.com)

## Reamers

<b>Ground Hawg</b>	
6039	6" Cut 2" IF (B) x (B) 2.75" Shaft w/ Conical Teeth
6040	8" Cut 2" IF (B) x (B) 2.75" Shaft w/ Conical Teeth
6041	8" Cut 2.375" Reg (B) x (B) 3.25" Shaft w/ Conical Teeth
6042	10.5" Cut 2" IF (B) x (B) 2.75" Shaft w/ Conical Teeth
6043	10.5" Cut 2.375" Reg (B) x (B) 3.25" Shaft w/ Conical Teeth
6044	12.5" Cut 2" IF (B) x (B) 2.75" Shaft w/ Conical Teeth
6045	12.5" Cut 2.375" Reg (B) x (B) 3.25" Shaft w/ Conical Teeth
6046	14.5" Cut 2" IF (B) x (B) 2.75" Shaft w/ Conical Teeth
6047	14.5" Cut 2.375" Reg (B) x (B) 3.25" Shaft w/ Conical Teeth
6048	16.5" Cut 2" IF (B) x (B) 2.75" Shaft w/ Conical Teeth
6049	16.5" Cut 2.375" Reg (B) x (B) 3.25" Shaft w/ Conical Teeth
6050	18.5" Cut 2" IF (B) x (B) 2.75" Shaft w/ Conical Teeth
6051	18.5" Cut 2.375" Reg (B) x (B) 3.25" Shaft w/ Conical Teeth
6052	20.5" Cut 2.375" Reg (B) x (B) 3.25" Shaft w/ Conical Teeth
6053	20.5" Cut 2.875" IF (B) x (B) 4.25" Shaft w/ Conical Teeth
6054	24.5" Cut 2.375" Reg (B) x (B) 3.25" Shaft w/ Conical Teeth
6055	24.5" Cut 2.875" IF (B) x (B) 4.25" Shaft w/ Conical Teeth
6100	6" Cut 2" IF (B) x (B) 2.75" Shaft w/ Conical Teeth



Like us on Facebook - [www.facebook.com/Railhead Underground Products](http://www.facebook.com/Railhead%20Underground%20Products)

To order parts call 1-817-594-6663 or 1-888-313-7455

email: [sales@railhead.com](mailto:sales@railhead.com)

website: [railhead.com](http://railhead.com)



## Reamers

Clay	
6101	8" Cut 2" IF (B) x (B) 2.75" Shaft w/ Conical Teeth
6102	10" Cut 2" IF (B) x (B) 2.75" Shaft w/ Conical Teeth
6103	10" Cut 2.375" REG (B) x (B) 3.25" Shaft w/ Conical Teeth
6104	12" Cut 2" IF (B) x (B) 2.75" Shaft w/ Conical Teeth
6105	12" Cut 2.375" REG (B) x (B) 3.25" Shaft w/ Conical Teeth
6106	14" Cut 2" IF (B) x (B) 2.75" Shaft w/ Conical Teeth
6150	14" Cut 2.375" REG (B) x (B) 3.25" Shaft w/ Conical Teeth
6151	16" Cut 2" IF (B) x (B) 2.75" Shaft w/ Conical Teeth
6152	16" Cut 2.375" REG (B) x (B) 3.25" Shaft w/ Conical Teeth
6153	18" Cut 2" IF (B) x (B) 2.75" Shaft w/ Conical Teeth
6154	18" Cut 2.375" REG (B) x (B) 3.25" Shaft w/ Conical Teeth
6155	20" Cut 2.375" REG (B) x (B) 3.25" Shaft w/ Conical Teeth
6156	20" Cut 2.875" IF (B) x (B) 4.25" Shaft w/ Conical Teeth
6157	22" Cut 2.375" REG (B) x (B) 3.25" Shaft w/ Conical Teeth
6158	22" Cut 2.875" IF (B) x (B) 4.25" Shaft w/ Conical Teeth
6159	24" Cut 2.375" REG (B) x (B) 3.25" Shaft w/ Conical Teeth
6160	24" Cut 2.875" IF (B) x (B) 4.25" Shaft w/ Conical Teeth
6161	26" Cut 2.375" REG (B) x (B) 3.25" Shaft w/ Conical Teeth
6162	26" Cut 2.875" IF (B) x (B) 4.25" Shaft w/ Conical Teeth
6163	28" Cut 2.375" REG (B) x (B) 3.25" Shaft w/ Conical Teeth
6164	28" Cut 2.875" IF (B) x (B) 4.25" Shaft w/ Conical Teeth
6165	30" Cut 2.375" REG (B) x (B) 3.25" Shaft w/ Conical Teeth
6166	30" Cut 2.875" IF (B) x (B) 4.25" Shaft w/ Conical Teeth
6167	32" Cut 2.875" IF (B) x (B) 4.25" Shaft w/ Conical Teeth
6168	32" Cut 3.5" IF (B) x (B) 4.75" Shaft w/ Conical Teeth
6169	34" Cut 2.875" IF (B) x (B) 4.25" Shaft w/ Conical Teeth
6170	34" Cut 3.5" IF (B) x (B) 4.75" Shaft w/ Conical Teeth
6171	36" Cut 2.875" IF (B) x (B) 4.25" Shaft w/ Conical Teeth
6172	36" Cut 3.5" IF (B) x (B) 4.75" Shaft w/ Conical Teeth



Like us on Facebook - [www.facebook.com/Railhead Underground Products](http://www.facebook.com/Railhead%20Underground%20Products)


To order parts call 1-817-594-6663 or 1-888-313-7455

email:[sales@railhead.com](mailto:sales@railhead.com)

website:[railhead.com](http://railhead.com)

## Reamers

Sand Shark	
6176	6" Cut 2" IF (B) x (B) w/ Conical Carbide Teeth
6177	8" Cut 2" IF (B) x (B) w/ Conical Carbide Teeth
6178	10" Cut 2" IF (B) x (B) w/ Conical Carbide Teeth
6179	10" Cut 2.375" REG (B) x (B) w/ Conical Carbide Teeth
6180	12" Cut 2" IF (B) x (B) w/ Conical Carbide Teeth
6181	12" Cut 2.375" REG (B) x (B) w/ Conical Carbide Teeth
6182	14" Cut 2" IF (B) x (B) w/ Conical Carbide Teeth
6183	14" Cut 2.375" REG (B) x (B) w/ Conical Carbide Teeth
6184	16" Cut 2" IF (B) x (B) w/ Conical Carbide Teeth
6185	16" Cut 2.375" REG (B) x (B) w/ Conical Carbide Teeth
6186	18" Cut 2" IF (B) x (B) w/ Conical Carbide Teeth
6187	18" Cut 2.375" REG (B) x (B) w/ Conical Carbide Teeth
6188	18" Cut 2.875" IF (B) x (B) w/ Conical Carbide Teeth
6189	20" Cut 2.375" REG (B) x (B) w/ Conical Carbide Teeth
6190	20" Cut 2.875" IF (B) x (B) w/ Conical Carbide Teeth
6191	24" Cut 2.375" REG (B) x (B) w/ Conical Carbide Teeth
6192	24" Cut 2.875" IF (B) x (B) w/ Conical Carbide Teeth
6193	24" Cut 3.5" IF (B) x (B) w/ Conical Carbide Teeth
6194	28" Cut 2.875" IF (B) x (B) w/ Conical Carbide Teeth
6195	28" Cut 3.5" IF (B) x (B) w/ Conical Carbide Teeth
6196	32" Cut 2.875" IF (B) x (B) w/ Conical Carbide Teeth
6197	32" Cut 3.5" IF (B) x (B) w/ Conical Carbide Teeth
6198	36" Cut 2.875" IF (B) x (B) w/ Conical Carbide Teeth
6199	36" Cut 3.5" IF (B) x (B) w/ Conical Carbide Teeth



For sand and sandy loam

Like us on Facebook - [www.facebook.com/Railhead Underground Products](http://www.facebook.com/Railhead%20Underground%20Products)

To order parts call 1-817-594-6663 or 1-888-313-7455

email:[sales@railhead.com](mailto:sales@railhead.com)

website:[railhead.com](http://railhead.com)

## Reamers

<b>Tapered Barrel</b>	
6205	6" Cut 2" IF (B) x (B) w/ Shark Teeth
6206	8" Cut 2" IF (B) x (B) w/ Shark Teeth
6207	10" Cut 2" IF (B) x (B) w/ Shark Teeth
6208	10" Cut 2.375" REG (B) x (B) w/ Shark Teeth
6209	12" Cut 2" IF (B) x (B) w/ Shark Teeth
6210	12" Cut 2.375" REG (B) x (B) w/ Shark Teeth
6211	14" Cut 2" IF (B) x (B) w/ Shark Teeth
6212	14" Cut 2.375" REG (B) x (B) w/ Shark Teeth
6213	16" Cut 2" IF (B) x (B) w/ Shark Teeth
6214	16" Cut 2.375" REG (B) x (B) w/ Shark Teeth
6215	18" Cut 2" IF (B) x (B) w/ Shark Teeth
6216	18" Cut 2.375" REG (B) x (B) w/ Shark Teeth
6217	18" Cut 2.875" IF (B) x (B) w/ Shark Teeth
6218	20" Cut 2.375" REG (B) x (B) w/ Shark Teeth
6219	20" Cut 2.875" IF (B) x (B) w/ Shark Teeth
6220	24" Cut 2.375" REG (B) x (B) w/ Shark Teeth
6221	24" Cut 2.875" IF (B) x (B) w/ Shark Teeth
6222	28" Cut 2.375" REG (B) x (B) w/ Shark Teeth
6223	28" Cut 2.875" IF (B) x (B) w/ Shark Teeth
6224	32" Cut 2.375" REG (B) x (B) w/ Shark Teeth
6225	32" Cut 2.875" IF (B) x (B) w/ Shark Teeth



Like us on Facebook - [www.facebook.com/Railhead Underground Products](http://www.facebook.com/Railhead%20Underground%20Products)

To order parts call 1-817-594-6663 or 1-888-313-7455

email:[sales@railhead.com](mailto:sales@railhead.com)

website:[railhead.com](http://railhead.com)

## Reamers

<b>Barrel</b>	
6250	12.8" pack 2" IF (B) x (B) w/ Conical Teeth
6251	12.8" pack 2.375" REG (B) x (B) w/ Conical Teeth
6252	14" pack 2" IF (B) x (B) w/ Conical Teeth
6253	14" pack 2.375" REG (B) x (B) w/ Conical Teeth
6254	16" pack 2" IF (B) x (B) w/ Conical Teeth
6255	16" pack 2.375" REG (B) x (B) w/ Conical Teeth
6256	18" pack 2" IF (B) x (B) w/ Conical Teeth
6257	18" pack 2.375" REG (B) x (B) w/ Conical Teeth
6258	20" pack 2.375" REG (B) x (B) w/ Conical Teeth
6259	20" pack 2.875" IF (B) x (B) w/ Conical Teeth
6260	24" pack 2.375" REG (B) x (B) w/ Conical Teeth
6261	24" pack 2.875" IF (B) x (B) w/ Conical Teeth
6262	30" pack 2.375" REG (B) x (B) w/ Conical Teeth
6263	30" pack 2.875" IF (B) x (B) w/ Conical Teeth
6264	36" pack 2.875" IF (B) x (B) w/ Conical Teeth
6265	36" pack 3.5" IF (B) x (B) w/ Conical Teeth
6266	42" pack 2.875" IF (B) x (B) w/ Conical Teeth
6267	42" pack 3.5" IF (B) x (B) w/ Conical Teeth
6268	48" pack 2.875" IF (B) x (B) w/ Conical Teeth
6269	48" pack 3.5" IF (B) x (B) w/ Conical Teeth



Like us on Facebook - [www.facebook.com/Railhead Underground Products](http://www.facebook.com/Railhead%20Underground%20Products)

To order parts call 1-817-594-6663 or 1-888-313-7455

email: [sales@railhead.com](mailto:sales@railhead.com)

website: [railhead.com](http://railhead.com)

## Reamers



Stacked Plate	
7048	10" Cut 2.375" REG (B) x (B) w/ Shark Teeth
7049	12" Cut 2.375" REG (B) x (B) w/ Shark Teeth
7050	12" Cut 2.875" IF (B) x (B) w/ Shark Teeth
7051	14" Cut 2.375" REG (B) x (B) w/ Shark Teeth
7052	14" Cut 2.875" IF (B) x (B) w/ Shark Teeth
7053	16" Cut 2.375" REG (B) x (B) w/ Shark Teeth
7054	16" Cut 2.875" IF (B) x (B) w/ Shark Teeth
7055	18" Cut 2.375" REG (B) x (B) w/ Shark Teeth
7056	18" Cut 2.875" IF (B) x (B) w/ Shark Teeth
7057	20" Cut 2.375" REG (B) x (B) w/ Shark Teeth
7058	20" Cut 2.875" IF (B) x (B) w/ Shark Teeth
7059	22" Cut 2.375" REG (B) x (B) w/ Shark Teeth
7060	22" Cut 2.875" IF (B) x (B) w/ Shark Teeth
7061	24" Cut 2.375" REG (B) x (B) w/ Shark Teeth
7062	24" Cut 2.875" IF (B) x (B) w/ Shark Teeth
7063	26" Cut 2.875" IF (B) x (B) w/ Shark Teeth
7064	28" Cut 2.875" IF (B) x (B) w/ Shark Teeth
7065	30" Cut 2.875" IF (B) x (B) w/ Shark Teeth
7066	30" Cut 3.5" IF (B) x (B) w/ Shark Teeth
7067	32" Cut 2.875" IF (B) x (B) w/ Shark Teeth
7068	32" Cut 3.5" IF (B) x (B) w/ Shark Teeth
7069	34" Cut 2.875" IF (B) x (B) w/ Shark Teeth
7070	34" Cut 3.5" IF (B) x (B) w/ Shark Teeth
7071	36" Cut 2.875" IF (B) x (B) w/ Shark Teeth
7072	36" Cut 3.5" IF (B) x (B) w/ Shark Teeth

Like us on Facebook - [www.facebook.com/Railhead Underground Products](http://www.facebook.com/Railhead%20Underground%20Products)

To order parts call 1-817-594-6663 or 1-888-313-7455

email:[sales@railhead.com](mailto:sales@railhead.com)

website:[railhead.com](http://railhead.com)

# Reamers



Solid body Fluted	
7214	4.5" Cut 2" IF (B) x (B) Conical Fluted
7215	6" Cut 2" IF (B) x (B) Conical Fluted
7216	8" Cut 2.375" API (B) x (B) Conical Fluted
7217	10" Cut 2.375" API (B) x (B) Conical Fluted
7218	12" Cut 2.375" API (B) x (B) Conical Fluted
7257	6" Cut 2" IF (B) x (B) Shark Fluted
7258	8" Cut 2.375" API (B) x (B) Shark Fluted
7259	10" Cut 2.375" API (B) x (B) Shark Fluted
7260	12" Cut 2.375" API (B) x (B) Shark Fluted

EXTream	
1330	6" EXTream Reamer 2-3/8" API Box
1340	8" EXTream Reamer 2-3/8" API Box
1345	10" EXTream Reamer 2-7/8" API Box
1350	12" Reamer Assembly 3.5" Rotolock
1360	12" Reamer Assembly 4-1/8" Rotolock
1370	16" Reamer Assembly 4-1/8" Rotolock



Like us on Facebook - [www.facebook.com/Railhead Underground Products](http://www.facebook.com/Railhead%20Underground%20Products)

To order parts call 1-817-594-6663 or 1-888-313-7455

email:[sales@railhead.com](mailto:sales@railhead.com)

website:[railhead.com](http://railhead.com)

## Pullback Accessories



<b>Pulling Eyes</b>	
3002	Pulling Eye - 2" RAMON(P)
3003	Pulling Eye - 2.5" RAMON(P)
3004	Pulling Eye - 2" UNJ(P)
3005	Pulling Eye - DW 1.63 EZ II (B)
3007	Pulling Eye - DW 2.00 EZ II (B)
3008	Pulling Eye - 1.625" LPT(P)
3009	Pulling Eye - 2.125" LPT(P)
3010	2.375" API(P) x 25 Ton Pulling Eye
3011	2" I.F.(P) x 12 Ton Pulling Eye
3012	2.375" API(P) x 12 Ton Pulling Eye

<b>Direct Connect Reamer Swivels</b>	
6274	2.75" Shaft / 2" I.F. (B) 12:000# Swivel
6275	2.75" Shaft / 2" I.F. (B) 22:000# Swivel
6276	2.75" Shaft / 2" I.F. (B) 32:000# Swivel
6277	2.75" Shaft / 2" I.F. (B) 44:000# Swivel
6278	3.25" Shaft / 2.375" API (B) 22:000# Swivel
6279	3.25" Shaft / 2.375" API (B) 32:000# Swivel
6280	3.25" Shaft / 2.375" API (B) 44:000# Swivel
6281	4.25" Shaft / 2.875" API (B) 60:000# Swivel
6282	4.25" Shaft / 2.875" API (B) 90:000# Swivel
6283	4.75" Shaft / 3.5" API (B) 60:000# Swivel
6284	4.75" Shaft / 3.5" API (B) 90:000# Swivel
6285	4.75" Shaft / 3.5" API (B) 120:000# Swivel

Like us on Facebook - [www.facebook.com/Railhead Underground Products](http://www.facebook.com/Railhead%20Underground%20Products)

To order parts call 1-817-594-6663 or 1-888-313-7455

email:[sales@railhead.com](mailto:sales@railhead.com)

website:[railhead.com](http://railhead.com)

## Pullback Accessories



Roller Bearing Swivels	
10909	Roller Bearing Swivel - 8.5K Work Load
10910	Roller Bearing Swivel -10K Work Load
10911	Roller Bearing Swivel - 8.5K-Bolt On
10912	Roller Bearing Swivel - 12K Work Load
10914	Roller Bearing Swivel - 15K Work Load
10916	Roller Bearing Swivel - 22K Work Load
10918	Roller Bearing Swivel - 32K Work Load
10919	Roller Bearing Swivel - 44K Work Load
10920	Roller Bearing Swivel - 60K Work Load
10922	Roller Bearing Swivel - 90K Clevis/Box
10923	Roller Bearing Swivel - 90K Clevis/Clevis
10924	Roller Bearing Swivel-120K Work Load



Duct Pullers - Carrots	
10364	Duct Puller 0.72"-0.93" w/ Rear Lug
10365	Duct Puller 1" w/ Rear Lug
10366	Duct Puller 1" SDR21 w/ Rear Lug
10367	Duct Puller 1.25" w/ Rear Lug
10368	Duct Puller 1.5" w/ Rear Lug
10369	Duct Puller 2" w/ Rear Lug
10370	Duct Puller 1.75" w/ Rear Lug

Like us on Facebook - [www.facebook.com/Railhead Underground Products](http://www.facebook.com/Railhead%20Underground%20Products)

To order parts call 1-817-594-6663 or 1-888-313-7455

email:[sales@railhead.com](mailto:sales@railhead.com)

website:[railhead.com](http://railhead.com)



## Pullback Accessories



<b>Slings</b>	
10331	Sling 1Leg 3/8" x 17"
10333	Sling 1Leg 3/8" x 27"
10378	Sling 2Leg 1/4" 4K Work Load
10379	Sling 3Leg 1/4" 6.5K Work Load
10380	10380 4Leg 1/4" 6.5K Work Load
10381	Sling 5Leg 1/4" 6.5K Work Load
10382	Sling 6Leg 1/4" 6.5K Work Load
10383	Sling 2Leg 3/8" 9.5K Work Load
10384	Sling 3Leg 3/8" 9.5K Work Load
10385	Sling 4Leg 3/8" 13K Work Load
10386	Sling 5Leg 3/8" 13K Work Load
10387	Sling 6Leg 3/8" 13K Work Load
10388	Sling 2Leg 1/2" 13K Work Load
10389	Sling 3Leg 1/2" 13K Work Load
10390	Sling 4Leg 1/2" 17K Work Load
10391	Sling 5Leg 1/2" 17K Work Load
10392	Sling 6Leg 1/2" 17K Work Load
10393	Sling Shackle 1/2" 4K Work Load
10394	Sling Shackle 5/8" 6.5K Work Load
10395	Sling Shackle 3/4" 9.5K Work Load
10396	Sling Shackle 7/8" 11K Work Load
10397	Sling Shackle 1.0" 17K Work Load


Like us on Facebook - [www.facebook.com/Railhead Underground Products](http://www.facebook.com/Railhead%20Underground%20Products)


To order parts call 1-817-594-6663 or 1-888-313-7455


email:[sales@railhead.com](mailto:sales@railhead.com)

website:[railhead.com](http://railhead.com)

## Railhead - Tool Adapters

RAMON			
Pin x Pin	Pin	Pin	Part Number
	2" RAMON	2.375" API	1428
	2" RAMON	2" IF	1429
	2" RAMON	2.375" Case	1432
	2.5" RAMON	2.125" LPT	1405
	2.5" RAMON	2.875" IF	1403
	2.5" RAMON	3.27" Fluid Miser	1404
	2.5" RAMON	2.375" Case	1406
	2.5" RAMON	2.06" Fluid Miser	1409
	2.5" RAMON	2.375" Mayhew Jr.	1410
	2.5" RAMON	2.375" API	1411
	2.5" RAMON	2.875" API	1418
	2.5" RAMON	2.52" Fluid Miser	1437
	2.5" RAMON	2.59" Fluid Miser	1443
	2.5" RAMON	2.375" Astec	1449
	2.5" RAMON	2.375" PAC DS	1450

RAMON			
Pin x Box	Pin	Box	Part Number
	2.5" RAMON	2.125" LPT	1413
	2.5" RAMON	2" UNJ	1414
	2.5" RAMON	2.59" Fluid Miser	1448
	2" RAMON	2.125" LPT	1430

2.375" API			
Pin x Box	Pin	Box	Part Number
	2.375"	1.625" LPT	1434
	2.375"	2.125" LPT	1435
	2.375"	1.69" DW	14099
	2.375"	1.94" DW	14100
	2.375"	2.11" DW	14101
	2.375"	2.59" DW	14103
	2.375"	JT4020	14102
	2.375"	2.875" API REG	14046
	2.375"	3.5" API REG	14048
	2.375"	2.375" API IF	14050
	2.375"	2.875" IF	14052


Like us on Facebook - [www.facebook.com/RailheadUndergroundProducts](http://www.facebook.com/RailheadUndergroundProducts)

To order parts call 1-817-594-6663 or 1-888-313-7455

email:sales@railhead.com


website:railhead.com

## Railhead - Tool Adapters

2.375" API			
Pin x Box	Pin	Box	Part Number
	2.375"	2.875" API REG	14045
	2.375"	3.5" API REG	14047
	2.375"	2.375" IF	14049
	2.375"	2.875" IF	14051
	2.375"	#200 - (1.66" FSI)	14014
	2.375"	#250 - (1.90" FSI)	14015
	2.375"	#600 - (2.375" FSI)	14017
	2.375"	#650 - (1.66" FSI)	14018
	2.375"	#700 - (2.625" FST)	14019
	2.375"	#900 - (2.875" FST1)	14020
	2.375"	#800 - (3.5" FST1)	14021
	2.375"	#400 - (2.06" FST1)	1431
	2.375"	1.63" DW EZ2	1439
	2.375"	1.88" DW EZ2	1440
	2.375"	2.0" DW EZ2	1441
	2.375"	2.25 DW EZ2	1442
	2.375"	2.25 EZIII	1444
	2.375"	2.63" EZ 2 Box	14095

2.875" API REG			
Pin x Pin	Pin	Pin	Part Number
	2.875" API	2.125" LPT	1454

2.875" API REG			
Pin x Box	Pin	Box	Part Number
	2.875" API REG	2.63" EZII	1453
	2.875" API REG	#900 - (2.875" FS1)	1460
	2.875" API REG	#800 - (3.5" FS1)	1461

2" IF			
Pin x Pin	Pin	Pin	Part Number
	2" IF	2" UNJ	1470
	2" IF	1.625" LPT	14001
	2" IF	2.125" LPT	14002
	2" IF	2.375" API REG	14041
	2" IF	JT 820, 920/1/2 Direct Connect DW Pin	14082
	2" IF	1.47" DW Power Pipe	14083
	2" IF	1.69" DW Power Pipe	14084
	2" IF	JT 2720, JT 2020 M1 Direct Connect	14085
	2" IF	T 2720 M1, JT 3020 M1 Direct Connect	14086

Like us on Facebook - [www.facebook.com/RailheadUndergroundProducts](http://www.facebook.com/RailheadUndergroundProducts)

To order parts call 1-817-594-6663 or 1-888-313-7455

email: [sales@railhead.com](mailto:sales@railhead.com)

website: [railhead.com](http://railhead.com)

## Railhead - Tool Adapters

2" IF			
Pin x Box	Pin	Box	Part Number
	2" IF	#200 - (1.66" FST1)	14003
	2" IF	#250 - (1.90" FST1)	14004
	2" IF	#400 - (2.06" FST1)	14005
	2" IF	#600 - (2.375" FST1)	14006
	2" IF	#650 - (2.375" FST)	14007
	2" IF	#700 - (2.625" FST)	14008
	2" IF	2.375" API REG	14040
	2" IF	EZ 2 Box JT 920/920L	14074
	2" IF	EZ 3 Box JT 1220 M1	14075
	2" IF	EZ 2 Box JT 1720, JT 1720 M1, JT 2020 M1, JT 2720	14076
	2" IF	EZ 2 Box JT 2720 M1	14077
	2" IF	EZ 3 Box JT 3020 M1	14078

2.875" IF			
Pin x Pin	Pin	Pin	Part Number
	2.875" IF	2.875" IF	14059
	2.875" IF	3.50" IF Pin	14061
	2.875" IF	2.375" IF Pin	14057
	2.875" IF	JT 2720 M1, JT 3020 M1 Direct Connect DW Pin	14114
	2.875" IF	JT 4020 Direct Connect DW Pin	14115
	2.875" IF	JT 4020 M1 Direct Connect DW Pin	14116

Like us on Facebook - [www.facebook.com/RailheadUndergroundProducts](http://www.facebook.com/RailheadUndergroundProducts)

To order parts call 1-817-594-6663 or 1-888-313-7455

email: [sales@railhead.com](mailto:sales@railhead.com)

website: [railhead.com](http://railhead.com)

## Railhead - Tool Adapters

2.875" IF			
Pin x Box	Pin	Box	Part Number
	2.875" IF	#600 - (2.375" FST1)	14025
	2.875" IF	#650 - (2.375" FST)	14026
	2.875" IF	#700 - (2.625" FST)	14027
	2.875" IF	#900 - (2.875" FST1)	14028
	2.875" IF	#800 - (3.5" FST1)	14029
	2.875" IF	#1000 - (3.5" FST1)	14030
	2.875" IF	2.375 API IF	14056
	2.875" IF	2.875 API IF	14058
	2.875" IF	3.500 API IF	14060
	2.875" IF	EZ 2 Box JT 1720, JT 1720 M1, JT 2020 M1, JT 2720	14107
	2.875" IF	EZ 2 Box JT 2720 M1	14108
	2.875" IF	EZ 3 Box JT 3020 M1	14109
	2.875" IF	EZ 2 Box JT 4020 M1	14110

3.5" IF			
Pin x Pin	Pin	Pin	Part Number
	3.5" IF	2.375" IF	14066
	3.5" IF	2.875" IF	14068
	3.5" IF	3.500" IF	14070
	3.5" IF	#800 - (3.5" FS1)	1462

3.5" IF			
Pin x Box	Pin	Box	Part Number
	3.5" IF	#800 - (3.50" FS1)	14034
	3.5" IF	#1000 - (3.5" FS1)	14035
	3.5" IF	2.375" IF	14065
	3.5" IF	2.875" IF	14067
	3.5" IF	3.5" IF	14069

Like us on Facebook - [www.facebook.com/RailheadUndergroundProducts](http://www.facebook.com/RailheadUndergroundProducts)

To order parts call 1-817-594-6663 or 1-888-313-7455

email:[sales@railhead.com](mailto:sales@railhead.com)

website:[railhead.com](http://railhead.com)

## Bore Pro

<b>Plow Blades</b>	
10100	Delta Plow Blade 8"D - 1/2"W
10101	Delta Plow Blade 10"D - 1/2"W
10102	Delta Plow Blade 12"D - 1/2"W
10103	Thin-Line Plow Blade 9"/12" - 1/4"W
10104	Thin-Line Plow Blade 9"/12" - 3/8"W
10105	Thin-Line Plow Blade 9"/12" - 1/2"W
10106	Thin-Lin Plow Blade 12"/15" - 1/2"W
10107	Thin-Lin Plow Blade 15"/18" - 1/2"W
10108	Turf Shark Plow Blade 10"D - 1/2"W
10109	Turf Shark Plow Blade 12"D - 1/2"W
10110	Turf Shark Plow Blade 10"D - 5/8"W
10111	Turf Shark Plow Blade 12"D - 5/8"W
10112	Std Plow Blade 10"/13"D - 5/8"W
10113	Std Plow Blade 13"/16"D - 5/8"W
10114	Std Plow Blade 15"/18"D - 5/8"W
10115	Std Plow Blade 18"/24"D - 5/8"W
10116	HD Plow Blade 10"/13"D - 3/4"W
10117	HD Plow Blade 13"/16"D - 3/4"W
10118	HD Plow Blade 15"/18"D - 3/4"W
10119	HD Plow Blade 21"/24"D - 3/4"W
10120	HD Plow Blade 27"/30"D - 3/4"W
10121	HD Plow Blade 33"/36"D - 3/4"W
10122	EHD Plow Blade 15"/18"D - 1"W
10123	EHD Plow Blade 21"/24"D - 1"W
10124	EHD Plow Blade 27"/30"D - 1"W
10125	EHD Plow Blade 33"/36"D - 1"W
10126	Maxi-Trac Plow Blade 10"/13"D
10127	Maxi-Trac Plow Blade 13"/16"D
10128	Blade Bushing 1.25"OD
10129	Blade Bushing 1.50"OD
10130	Svr Duty Blade Bushing 1.75"OD
10131	Pin Set for B-1750 (10130)
10136	Maxi-Trac Plow Blade 10"/13"D -1/2"
10137	Maxi-Trac Plow Blade 13"/16"D -1/2"
10138	Maxi-Trac Plow Blade 15"/18"D -1/2"
10140	Traction Blade w/ 12" Plow Depth
10141	Traction Blade w/ 15" Plow Depth



Follow us on Facebook - [www.Facebook.com/RailheadUndergroundProducts](http://www.Facebook.com/RailheadUndergroundProducts)

To order parts call 1817-594-6663 or 1-888-313-7455

email:[sales@railhead.com](mailto:sales@railhead.com)

website:[railhead.com](http://railhead.com)

## Bore Pro

<b>Plow Blades</b>	
10142	Traction Blade w/ 18" Plow Depth
10143	Traction Blade w/ 24" Plow Depth
10144	2.5" Optional Blade Bullet Xchange
10145	3.0" Optional Blade Bullet Xchange
10146	2.0" Dia. Blade Bullet
10147	2.5" Dia. Blade Bullet
10148	3.0" Dia. Blade Bullet
10149	Blade Toe - Chisel Edge
10150	Blade Toe - Point Edge
10151	Cap Screw - Front
10152	Cap Screw - Rear
10153	Lock-Nut
10180	Variable Plow Depth - 3/8"W DW 100
10181	Std Plow Blade 10"D - 1/2"W
10182	Std Plow Blade 12"D - 1/2"W
10183	Valu-Blade 10"D - 3/8"Thick
10184	Valu-Blade 12"D - 3/8"Thick
10185	Std Plow Blade 10"D - 1/2"W
10186	Std Plow Blade 12"D - 1/2"W
10187	Std Plow Blade 15"D - 1/2"W
10188	Std Plow Blade 18"D - 1/2"W
10189	Std Plow Blade 12"D - 5/8"W
10190	Std Plow Blade 18"D - 5/8"W
10191	Std Plow Blade 24"D - 5/8"W
10192	Std Plow Blade 12"D - 3/4"W
10193	Std Plow Blade 18"D - 3/4"W
10194	Std Plow Blade 24"D - 3/4"W
10195	Std Plow Blade 30"D - 3/4"W
10196	Std Plow Blade 24"D - 1"W
10197	Std Plow Blade 30"D - 1"W
10198	Turf Shark Plow Blade 10"D
10199	Turf Shark Plow Blade 12"D
10200	Saber-Cut Plow Blade Assembly
10201	Saber-Cut Plow Blade Assembly
10202	Saber-Cut Plow Blade Assembly
10203	Saber-Cut Plow Blade Assembly
10204	Saber-Cut Plow Blade Assembly
10205	Saber-Cut Plow Blade only - 8"D

Follow us on Facebook - [www.Facebook.com/RailheadUndergroundProducts](http://www.Facebook.com/RailheadUndergroundProducts)

To order parts call 1817-594-6663 or 1-888-313-7455

email:[sales@railhead.com](mailto:sales@railhead.com)

website:[railhead.com](http://railhead.com)

## Bore Pro

<b>Plow Blades</b>	
10206	Saber-Cut Plow Blade only - 9"D
10207	Saber-Cut Plow Blade only - 10"D
10208	Saber-Cut Plow Blade only - 12"D
10209	Saber-Cut Plow Blade only - 14"D
10210	Saber-Cut Adapter only

<b>Blade Bullets</b>	
10258	2.0" Std Bullet
10259	2.5" Std Bullet
10260	2.5" Std Bullet - Exchange
10261	3.0" Std Bullet
10262	3.0" Std Bullet - Exchange
10263	3.5" Std Bullet
10264	3.5" Std Bullet - Exchange
10265	4.0" Std Bullet
10266	4.0" Std Bullet - Exchange
10267	2.0" Long Life Bullet
10268	2.0" Long Life Bullet - Exchange
10269	2.5" Long Life Bullet
10270	2.5" Long Life Bullet - Exchange
10271	3.0" Long Life Bullet
10272	3.0" Long Life Bullet - Exchange
10273	3.5" Long Life Bullet
10274	3.5" Long Life Bullet - Exchange
10275	4.0" Long Life Bullet
10276	4.0" Long Life Bullet - Exchange
10277	Std Traction Bullet
10278	Std Traction Bullet - Exchange
10279	XT Traction Bullet Assembly
10280	XT Traction Bullet - Exchange
10281	XT Bullet Body
10282	XT Bullet Bolt-On Point

<b>Flat Head Cap Screws</b>	
10283	Flat Head Cap Screw - 1/2" x 1.25"
10284	Flat Head Cap Screw - 1/2" x 1.00"

Follow us on Facebook - [www.Facebook.com/RailheadUndergroundProducts](http://www.Facebook.com/RailheadUndergroundProducts)

To order parts call 1817-594-6663 or 1-888-313-7455

email:[sales@railhead.com](mailto:sales@railhead.com)

website:[railhead.com](http://railhead.com)



# Bore Pro

<b>Plow Blade Lead Edge</b>	
10290	Plow Blade Std Lead Edge 1/2" x 10"
10291	Plow Blade Ser Lead Edge 1/2" x 10"
10292	Plow Blade Ser Edge Instal 1/2" x 10"
10293	Plow Blade Std Lead Edge 5/8" x 10"
10294	Plow Blade Ser Lead Edge 5/8" x 10"
10295	Plow Blade Ser Edge Instal 5/8" x 10"
10296	Plow Blade Std Lead Edge 3/4" x 10"
10297	Plow Blade Ser Lead Edge 3/4" x 10"
10298	Plow Blade Ser Edge Instal 3/4" x 10"
10299	Plow Blade Std Lead Edge 1" x 10"
10300	Plow Blade Ser Lead Edge 1" x 10"
10301	Plow Blade Ser Edge Install 1" x 10"

<b>Maxi-Grip</b>	
10310	Maxi-Grip 0.75" - 1.25"
10311	Maxi-Grip 1.05" - 1.40"
10312	Maxi-Grip 1.05" - 1.80"
10313	Maxi-Grip 1.75" - 2.50"
10314	Maxi-Grip 2.75" - 3.50" w/ Forge Eye
10315	Maxi-Grip 4.00" - 4.50" w/ Forge Eye
10316	Maxi-Grip w/o Mesh Grip MG-100Z
10317	Maxi-Grip w/o Mesh Grip MG-125Z
10318	Maxi-Grip w/o Mesh Grip MG-200Z
10319	Maxi-Grip w/o Mesh Grip MG-300Z
10320	Maxi-Grip w/o Mesh Grip MG-400Z

<b>Swivel Eye Maxi-Grip</b>	
10325	Swivel-Eye Maxi-Grip Pipe Size 1/2" - 3/4"
10326	Swivel-Eye Maxi-Grip Pipe Size 3/4" - 1"
10327	Swivel-Eye Maxi-Grip Pipe Size 3/4"-1-1/4"
10328	Swivel-Eye Maxi-Grip Pipe Size 1-1/4" - 2"
10329	Swivel-Eye Maxi-Grip Pipe Size 2" - 3"
10330	Swivel-Eye Maxi-Grip Pipe Size 3" - 4"



Follow us on Facebook - [www.Facebook.com/RailheadUndergroundProducts](http://www.Facebook.com/RailheadUndergroundProducts)

To order parts call 1817-594-6663 or 1-888-313-7455

email:sales@railhead.com

website:railhead.com

## Bore Pro

<b>Trailing Bullet - Blade Points Lost Motion Assembly</b>	
10415	Trailing Bullet 1.50" OD
10416	Trailing Bullet 2.00" OD
10417	Trailing Bullet 2.50" OD
10418	Trailing Bullet 3.00" OD
10419	Trailing Bullet 4.00" OD
10425	Piper/Kaercher Sm Blade Point 1.5"
10426	Piper/Kaercher Sm Point Pin (1pc)
10427	Piper/Kaercher Lg Blade Point 2.25"
10428	Piper/Kaercher Lg Blade Point 2.50"
10429	Piper/Kaercher Lg Point Pin (1pc)
10430	P/K Grip 2-step 3/4" and 1" Pipe
10431	P/K Grip 3-step 3/4" thru 1-1/4" Pipe
10432	P/K Grip 4-step 3/4" thru 1-1/2" Pipe
10433	Piper/Kaercher Sm Bushing
10434	Piper/Kaercher Lg Bushing
10435	Piper Lost Motion Assembly
10436	Kaercher Lost Motion Assembly
10437	Lost Motion Assembly 5/8" Pin x 3/4" Bx
10438	Adapter 5/8" Pin THD
10439	Adapter 5/8" Box THD
10440	Adapter Chain (Grade 70)
10441	Adapter Pin Set-2pc (10 Pack)
10445	Lost Motion Assembly 3/4" Pin no-P/K
10446	Lost Motion Assembly 3/4" x 5/8" Box no-P/K
10447	Lost Motion Assembly 3/4" x 3/4" Pin no-P/K
10448	HD Lost Motion Assembly 3/4" Pin no-P/K
10449	HD Lost Motion Assembly 3/4 x 3/4" Pin no-P/K
10450	Bushing Adapter 3/4" Pin no-P/K
10451	Chain 5/16" x 8 Links (Grade 70)
10452	Chain 5/16" x 12 Links (Grade 70)
10453	Pin Set - 2pc (10 Pack)
10454	HD Male Bushing Adapter 3/4" Pin no-P/K
10455	Chain 3/8" x 8 Link (Grade 70)
10456	HD Pin Set - 2pc (10 Pack)
10460	Blade Point 1.5"OD for 10211/10212
10461	10460 w/ Hardsurface 1.75"OD
10462	10461 Exchange Installed
10463	Blade Point 2.0"OD for 10211/10212



Follow us on Facebook - [www.Facebook.com/RailheadUndergroundProducts](http://www.Facebook.com/RailheadUndergroundProducts)

To order parts call 1817-594-6663 or 1-888-313-7455

email:[sales@railhead.com](mailto:sales@railhead.com)

website:[railhead.com](http://railhead.com)

## Bore Pro

<b>Trailing Bullet - Blade Points Lost Motion Assembly</b>	
10464	10463 Exchange Installed
10467	Blade Point 2.50"OD for 10211/10212
10468	10467 Exchange Installed
10470	Blade Bullet Carbide Tipped 2.0"
10471	Blade Bullet 10470 Exchange
10472	Blade Bullet Carbide Tipped 2.5"
10473	Blade Bullet 10472 Exchange
10474	Blade Bullet Carbide Tipped 3.0"
10475	Blade Bullet 10474 Exchange
10476	Blade Bullet Carbide Tipped 3.5"
10477	Blade Bullet 10476 Exchange

<b>Poly Chain Grip</b>	
10480	Poly Chain Grip 1.5"OD
10481	Poly Chain Grip 2.0"OD
10482	Poly Chain Grip 2.5"OD
10483	Poly Chain Grip 3.0"OD
10484	Replacement Chain for 10481/10482
10485	Replacement Chain for 10483

<b>Plow Blade Accessories</b>	
10488	Mounting Shim 1/4" 2pc
10489	Mounting Shim 2/16" 2pc
10490	Mounting Shim 3/8" 2pc
10491	Mounting Shim 7/8" 2pc
10492	Mounting Shim 1/2" 2pc
10493	Mounting Plates for Case P-60 Plow
10494	Socket Head Cap Screw 1/2" x 4"
10495	Socket Head Cap Screw 5/8" x 5"
10496	Spring Pin Set 5/16" x 2" (5 Pack)
10497	Spring Pin Set 3/8" x 2.5" (5 Pack)
10498	Spring Pin Set 3/8" x 3" (5 Pack)
10499	Spring Pin Set 1/2" x 4"
10500	Clamping Bar for Saber-Cut Blades
10501	Cap Screw 5/8" x 1.75"
10502	Lock Washer 5/8" (10 Pack)

Follow us on Facebook - [www.Facebook.com/RailheadUndergroundProducts](http://www.Facebook.com/RailheadUndergroundProducts)

To order parts call 1817-594-6663 or 1-888-313-7455

email:[sales@railhead.com](mailto:sales@railhead.com)

website:[railhead.com](http://railhead.com)

# Bore Pro

<b>Plow Blade Accessories</b>	
10503	Lock Nut 5/8" (10 Pack)
10504	Gate Pin 3/8" x 2.50"
10505	Hitch Pin 1.125" x 6.0" Case/Burken/Vermeer
10506	Hitch Pin 1.375" x 6.0" Ditch Witch
10507	Hitch Pin 1.375" x 10.0" Ditch Witch
10508	Hair Pin Clip for DW-6 / DW-10
10509	Set Screw / Blade Bushing (10 Pack)

<b>Chute Blades</b>	
10515	Chute Blade 9"/12"D 1/2"W
10516	Chute Blade 12"/15"D 1/2"W
10517	Chute Blade 15"/18"D 1/2"W
10518	Chute Blade 9"/12"D 5/8"W
10519	Chute Blade 12"/15"D 5/8"W
10520	Chute Blade 15"/18"D 5/8"W
10521	Chute Blade 9"/12"D 3/4"W
10522	Chute Blade 12"/15"D 3/4"W
10523	Chute Blade 15"/18"D 3/4"W
10524	Combo Chute Blade 9"/12"D 1/2"W
10525	Combo Chute Blade 12"/15"D 1/2"W
10526	Combo Chute Blade 15"/18"D 1/2"W
10527	Combo Chute Blade 9"/12"D 5/8"W
10528	Combo Chute Blade 12"/15"D 5/8"W
10529	Combo Chute Blade 15"/18"D 5/8"W
10530	Combo Chute Blade 9"/12"D 3/4"W
10531	Combo Chute Blade 12"/15"D 3/4"W
10532	Combo Chute Blade 15"/18"D 3/4"W
10535	Chute Blade 12"D 1/2"W
10536	Chute Blade 12"D 1/2"W
10537	Chute Blade 18"D 1/2"W
10538	Chute Blade 12"D 5/8"W
10539	Chute Blade 18"D 5/8"W
10540	Chute Blade 12"D 3/4"W
10541	Chute Blade 18"D 3/4"W
10542	Combo Chute Blade 12"D 1/2"W
10543	Combo Chute Blade 12"D 1/2"W
10544	Combo Chute Blade 18"D 1/2"W
10545	Combo Chute Blade 12"D 5/8"W
10546	Combo Chute Blade 18"DC285:D313 5/8"W

Follow us on Facebook - [www.Facebook.com/RailheadUndergroundProducts](http://www.Facebook.com/RailheadUndergroundProducts)

To order parts call 1817-594-6663 or 1-888-313-7455

email:sales@railhead.com

website:railhead.com

## Bore Pro

<b>Chute Blades</b>	
10547	Combo Chute Blade 12"D 3/4"W
10548	Combo Chute Blade 18"D 3/4"W
10550	Chute Blade 12"D 1/2"W
10551	Chute Blade 18"D 1/2"W
10552	Chute Blade 12"D 5/8"W
10553	Combo Chute Blade 12"D 1/2"W
10554	Combo Chute Blade 18"D 1/2"W
10555	Combo Chute Blade 12"D 5/8"W
10563	Chute Blade 9/12D 3/4"W 3" Radius
10564	Chute Blade 12/15D 3/4"W 3" Radius
10565	Chute Blade 15/18D 3/4"W 3" Radius
10566	Chute Blade 18/24D 3/4"W 3" Radius
10567	Chute Blade 9/12D 3/4"W 5" Radius
10568	Chute Blade 12/15D 3/4"W 5" Radius
10569	Chute Blade 15/18D 3/4"W 5" Radius
10570	Chute Blade 18/24D 3/4"W 5" Radius
10571	Chute Blade 12/15D 3/4"W 8" Radius
10572	Chute Blade 15/18D 3/4"W 8" Radius
10573	Chute Blade 18/24D 3/4"W 8" Radius
10574	Combo Chute Blade 9/12 D 1/2W 3" Radius
10577	Combo Chute Blade 9/12D 3/4W 3" Radius
10578	Combo Chute Blade 12/15D 3/4W 3" Radius
10579	Combo Chute Blade 15/18D 3/4W 3" Radius
10580	Combo Chute Blade 18/24D 3/4W 3" Radius
10581	Combo Chute Blade 9/12D 3/4W 5" Radius
10582	Combo Chute Blade 12/15D 3/4W 5" Radius
10583	Combo Chute Blade 15/18D 3/4W 5" Radius
10584	Combo Chute Blade 18/24D 3/4W 5" Radius
10585	Combo Chute Blade 12/15D 3/4W 8" Radius
10587	Combo Chute Blade 18/24D 3/4W 8" Radius
10595	Chute Blade 12D 3/4W 3" Radius
10596	Chute Blade 18D 3/4W 3" Radius
10597	Chute Blade 24D 3/4W 3" Radius
10598	Chute Blade 12D 3/4W 5" Radius
10599	Chute Blade 18D 3/4W 5" Radius
10600	Chute Blade 24D 3/4W 5" Radius
10601	Combo Chute Blade 12D 3/4W 3" Radius
10602	Combo Chute Blade 18D 3/4W 3" Radius
10603	Combo Chute Blade 24D 3/4W 3" Radius

Follow us on Facebook - [www.Facebook.com/RailheadUndergroundProducts](http://www.Facebook.com/RailheadUndergroundProducts)

To order parts call 1817-594-6663 or 1-888-313-7455

email:[sales@railhead.com](mailto:sales@railhead.com)

website:[railhead.com](http://railhead.com)

## Bore Pro

<b>Chute Blades</b>	
10604	Combo Chute Blade 12D 3/4W 5" Radius
10605	Combo Chute Blade 18D 3/4W 5" Radius
10606	Combo Chute Blade 24D 3/4W 5" Radius
RHC7518248R-2SP	Chute Blade 18/24D 3/4"W 8" Radius 2" ID
RHC7518248R-1.5SP	Chute Blade 18/24D 3/4"W 8" Radius 1.5" ID
10608	Chute 18D 1W 10R w/tracer

<b>Hand tools - Accessories</b>	
10610	Turf Hammer DW255-410
10611	Turf Hammer Case/Burken/Vermeer
10612	Turf Hammer Dingo
10613	Ram/Tamper Ditch Witch
10614	Ram/Tamper Case/Burken/Vermeer
10615	Ram/Tamper Dingo
10616	Pin, King
10617	Foot Assembly Weldment
10618	Zerk Grease Fitting 1/8"NPT
10619	Retaining Washer
10620	Retaining Bolt - 3/8" x 3/4"
10621	Lock Washer - 3/8"
10624	Meter Key - Mueller 5/8" x 60"
10625	Meter Key - Mueller 5/8" x 72"
10628	HD Meter Key - Mueller 3/4" x 60"
10629	HD Meter Key - Mueller 3/4" x 72"
10632	Operating Wrench 2"ID Sq Head x 60"
10633	Operating Wrench 2"ID Sq Head x 48"
10636	Tamper - Steel 8" x 8" x 48"
10637	Tamper - Steel 8" x 8" x 60"
10638	Tamper - Steel 10" x 10" x 48"
10639	Tamper - Steel 10" x 10" x 60"
10640	Trench Tamper 4" x 10" x 60"
10644	Soil Probe SP-36
10645	Soil Pobe SP-42
10646	Soil Probe SP-48
10647	Soil Probe SP-54
10648	Soil Probe Shaft 36"
10649	Soil Probe Shaft 42"
10650	Soil Probe Shaft 48"
10651	Soil Probe Shaft 54"

Follow us on Facebook - [www.Facebook.com/RailheadUndergroundProducts](http://www.Facebook.com/RailheadUndergroundProducts)

To order parts call 1817-594-6663 or 1-888-313-7455

email:[sales@railhead.com](mailto:sales@railhead.com)

website:[railhead.com](http://railhead.com)

# Bore Pro

<b>Hand tools - Accessories</b>	
10652	Soil Probe Tips, Conical (5 Pack)
10654	Soil Probe Tips, Ball (5 Pack)

<b>Compaction Bits</b>	
10661	Compaction Bit PB 1.50" w/ 13/16" Hex
10662	Compaction Bit PB 1.75" w/ 13/16" Hex
10663	Compaction Bit PB 2.00" w/ 13/16" Hex
10664	Compaction Bit PB 2.50" w/ 13/16" Hex
10665	Compaction Bit PB 3.00" w/ 13/16" Hex
10668	Compaction Bit PB 1.50" w/ 1" Hex
10669	Compaction Bit PB 1.75" w/ 1" Hex
10670	Compaction Bit PB 2.00" w/ 1" Hex
10671	Compaction Bit PB 2.50" w/ 1" Hex
10672	Compaction Bit PB 3.00" w/ 1" Hex
10675	Compaction Bit Ditch Witch 1.50"
10676	Compaction Bit Ditch Witch 1.75"
10677	Compaction Bit Ditch Witch 2.00"
10678	Compaction Bit Ditch Witch 2.50"
10679	Compaction Bit Ditch Witch 3.00"
10682	Compaction Bit Case/Toro 1.50"
10683	Compaction Bit Case/Toro 1.75"
10684	Compaction Bit Case/Toro 2.00"
10685	Compaction Bit Case/Toro 2.50"
10686	Compaction Bit Case/Toro 3.00"
10689	Replacement Point for Case/Toro

<b>XD Compaction Bits (Replaceable Carbide Tips)</b>	
10690	XD Compaction Bit PB 1.75" w/ 13/16"
10691	XD Compaction Bit PB 2.00" w/ 13/16"
10692	XD Compaction Bit PB 2.50" w/ 13/16"
10693	XD Compaction Bit PB 3.00" w/ 13/16"
10696	XD Compaction Bit PB 1.75" w/ 1" Hex
10697	XD Compaction Bit PB 2.00" w/ 1" Hex
10698	XD Compaction Bit PB 2.50" w/ 1" Hex
10699	XD Compaction Bit PB 3.00" w/ 1" Hex
10702	XD Compaction Bit 1.75" Ditch Witch
10703	XD Compaction Bit 2.00" Ditch Witch
10704	XD Compaction Bit 2.50" Ditch Witch

Follow us on Facebook - [www.Facebook.com/RailheadUndergroundProducts](http://www.Facebook.com/RailheadUndergroundProducts)

To order parts call 1817-594-6663 or 1-888-313-7455

email:sales@railhead.com

website:railhead.com

# Bore Pro

XD Compaction Bits	
10705	XD Compaction Bit 3.00" Ditch Witch
10708	XD Compaction Bit 1.75" Case/Toro
10709	XD Compaction Bit 2.00" Case/Toro
10710	XD Compaction Bit 2.50" Case/Toro
10711	XD Compaction Bit 3.00" Case/ Toro
10712	Replacement Carbide for XD w/hole
10713	Split Point Replacement for HD Bits

Compaction Reamers	
10715	Compaction Reamer 2.00" w/ 13/16" Hex
10716	Compaction Reamer 2.50" w/ 13/16" Hex
10717	Compaction Reamer 3.00" w/ 13/16" Hex
10718	Compaction Reamer 3.50" w/ 13/16" Hex
10719	Compaction Reamer 4.00" w/ 13/16" Hex
10720	Compaction Reamer 4.50" w/ 13/16" Hex
10723	Compaction Reamer 2.00" w/ 1" Hex
10724	Compaction Reamer 2.50" w/ 1" Hex
10725	Compaction Reamer 3.00" w/ 1" Hex
10726	Compaction Reamer 3.50" w/ 1" Hex
10727	Compaction Reamer 4.00" w/ 1" Hex
10728	Compaction Reamer 4.50" w/ 1" Hex
10731	Compaction Reamer 2.00" Ditch Witch
10732	Compaction Reamer 2.50" Ditch Witch
10733	Compaction Reamer 3.00" Ditch Witch
10734	Compaction Reamer 3.50" Ditch Witch
10735	Compaction Reamer 4.00" Ditch Witch
10736	Compaction Reamer 4.50" Ditch Witch
10737	Compaction Reamer 5" Ditch Witch
10739	Compaction Reamer 2.00" Case/Astec
10740	Compaction Reamer 2.50" Case/Astec
10741	Compaction Reamer 3.00" Case/Astec
10742	Compaction Reamer 3.50" Case/Astec
10743	Compaction Reamer 4.00" Case/Astec
10744	Compaction Reamer 4.50" Case/Astec
10745	Compaction Reamer 6.00" Case/Astec
11710	Compaction Reamer 8.00" Wing 1"/8 NC Thread



Follow us on Facebook - [www.Facebook.com/RailheadUndergroundProducts](http://www.Facebook.com/RailheadUndergroundProducts)

To order parts call 1817-594-6663 or 1-888-313-7455

email:[sales@railhead.com](mailto:sales@railhead.com)

website:[railhead.com](http://railhead.com)



# Bore Pro

<b>HD Rock Heads for Compaction Boring</b>	
10747	HD Rock Head 1.75" w/ 13/16" Hex
10749	HD Rock Head 2.00" w/ 13/16" Hex
10751	HD Rock Head 2.50" w/ 13/16" Hex
10752	HD Rock Head 3" w/ 13/16" Hex
10754	HD Rock Head 1.75" w/ 1" Hex
10756	HD Rock Head 2.00" w/ 1" Hex
10758	HD Rock Head 2.50" w/ 1" Hex
10761	HD Rock Head 1.75" Ditch Witch
10763	HD Rock Head 2.00" Ditch Witch
10765	HD Rock Head 2.50" Ditch Witch
10766	HD Rock Head 3.00" Ditch Witch
10768	HD Rock Head 1.75" Case/Astec
10770	HD Rock Head 2.00" Case/Astec
10772	HD Rock Head 2.50" Case/Astec
10773	HD Rock Head 3" Case/Astec

<b>Spade Rock Heads</b>	
10775	Spade Rock Head PB 3.00" w/ 13/16" Hex
10776	Spade Rock Head PB 3.50" w/ 13/16" Hex
10777	Spade Rock Head PB 4.00" w/ 13/16" Hex
10778	Spade Rock Head PB 5.00" w/ 13/16" Hex
10781	Spade Rock Head PB 3.00" w/ 1" Hex
10782	Spade Rock Head PB 3.50" w/ 1" Hex
10783	Spade Rock Head PB 4.00" w/ 1" Hex
10784	Spade Rock Head PB 5.00" w/ 1" Hex
10787	Spade Rock Head 3.00" Ditch Witch
10788	Spade Rock Head 3.50" Ditch Witch
10789	Spade Rock Head 4.00" Ditch Witch
10790	Spade Rock Head 4.50" Ditch Witch
10793	Spade Rock Head 3.00" Case/Toro
10794	Spade Rock Head 3.50" Case/Toro
10795	Spade Rock Head 4.00" Case/Toro
10796	Spade Rock Head 4.50" Case/Toro
10798	HD Rock Head 4" Case/Toro

Follow us on Facebook - [www.Facebook.com/RailheadUndergroundProducts](http://www.Facebook.com/RailheadUndergroundProducts)

To order parts call 1817-594-6663 or 1-888-313-7455

email:[sales@railhead.com](mailto:sales@railhead.com)

website:[railhead.com](http://railhead.com)

# Bore Pro

<b>Air/Water Compaction Drill Rod and Rock Heads</b>	
10770AW	HD Rock Head 2.00" Case/Toro AW
10772AW	HD Rock Head 2.50" Case/Toro AW
10774AW	HD Rock Head 3.00" Case/AstecToro AW
10823AW	Drill Rod 60" Case/Toro 1" Hex AW
10824AW	Drill Rod 120" Case/Toro 1" Hex AW
10826AW	Drill Rod 60" Case/Toro 1" Third AW
10827AW	Drill Rod 120" Case/Toro 1" Third AW
10829AW	Drill Rod 120" 7/8"-9" Threaded AW

<b>Compaction Drill Rod</b>	
10800	Drill Rod 24" x 13/16" Hex x 7/8" Shaft
10801	Drill Rod 48" x 13/16" Hex x 7/8" Shaft
10802	Drill Rod 60" x 13/16" Hex x 7/8" Shaft
10803	Drill Rod 120" x 13/16" Hex x 7/8" Shaft
10804	Drill Rod 96" x 13/16" Hex x 7/8" Shaft
10806	Drill Rod 48" x 13/16" Hex x 1.0" Shaft
10807	Drill Rod 60" x 13/16" Hex x 1.0" Shaft
10808	Drill Rod 120" x 13/16" Hex x 1" Shaft
10809	Drill Rod 96" x 13/16" Hex x 1" Shaft
10811	Drill Rod 48" x 1" Hex x 1" Shaft
10812	Drill Rod 60" x 1" Hex x 1" Shaft
10813	Drill Rod 120" x 1" Hex x 1" Shaft
10816	Drill Rod HD DW 48" Hex x 1.0" Shaft
10817	Drill Rod HD DW 60" Hex x 1.0" Shaft
10818	Drill Rod HD DW 120" Hex x 1.0" Shaft
10821	Drill Rod 60" Case/Toro 7/8" Shaft
10822	Drill Rod 120" Case/Toro 7/8" Shaft
10823	Drill Rod 60" Case/Toro 1" Shaft
10824	Drill Rod 120" Case/Toro 1" Shaft
10830	Button Repair Kit for 13/16" PB Hex
10831	Button Repair Kit for 1" PB Hex
10833	Latch Kit for DW Drill Rod Shank
10835	Case/Astec Drill Rod Clips (10 Pack)
10837	Hex Shank 13/16" for 7/8" Rod
10838	Hex Shank 13/16" for 1" Rod
10839	Hex Shank 1" Hex for 1" Rod
10840	Hex Drive Shank 1" for Bits/Reamers
10841	Hex Shank for DW 7/8" Shaft

Follow us on Facebook - [www.Facebook.com/RailheadUndergroundProducts](http://www.Facebook.com/RailheadUndergroundProducts)

To order parts call 1817-594-6663 or 1-888-313-7455

email:[sales@railhead.com](mailto:sales@railhead.com)

website:[railhead.com](http://railhead.com)

## Bore Pro

<b>Compaction Drill Rod</b>	
10842	Hex Shank for DW 1" Shaft
10843	Hex Shank Case/Astec for 7/8" Shaft
10844	Hex Shank Case/Astec for 1.0" Shaft
10845	Hex Shank for DW 0.910" Shaft
10848	Hex Socket 13/16" Replacement for 7/8" Rod
10849	Hex Socket 13/16" Replacement for 1" Rod
10850	Hex Socket 1" Replacement for 1" Rod
10851	Hex Socket DW Replacement for 7/8" Rod
10852	Hex Socket DW Replacement for 1" Rod
10853	Hex Socket C/A Replacement for 7/8" Rod
10854	Hex Socket C/A Replacement for 1" Rod
10855	Hex Socket DW Replacement for .910" Rod
10857	Adapter Clip to 1" Round Male to 7/8" clip-type Male
10858	Adapter Clip to 13/16" Hex Male
10859	Adapter 1" Rnd to 13/16" Hex Female
10860	Adapter 1" Rnd Male to 1" Hex Female
10861	Adapter Clip to 13/16" Hex Female
10862	Adapter Clip Female to 1" Hex Female
10863	Adapter Clip Male to 13/16" Hex Female
10864	Adapter Clip Male to 1" Hex Female
10867	Adapter Tri-D/Vermeer 1" x 8THD to 13/16" Hex
10868	Adapter Tri-D/Vermeer 1"x8THD to 1" Hex
10871	Adapter Tri-D/DW 7/8" Hex Male to 13/16" Hex Female
10872	Adapter Tri-D/DW 7/8" Hex Male to 1" Hex Female
10873	Adapter Tri-D/DW 7/8" Hex Female to 13/16" Hex Female
10874	Adapter Tri-D/DW 7/8 " Hex Female to 1" Hex Female
10875	Adapter Tri-D/DW 13/16" Hex Male to 7/8" Hex Female
10876	Adapter Tri-D/DW 1" Hex Male to 7/8" Hex Female
10877	Adapter Tri-D/DW 1-3/8" 6Spline/13/16" Hex
10878	Adapter Tri-D/DW 1-3/8" 6Spline/1" Hex Female
10881	Adapter Tri-D/Tri-D 13/16M to 1" Hex Female
10882	Adapter Tri-D/Tri-D 1"M to 13/16" Hex Female
10885	Adapter Drill 1/2" Shank x 13/16" Hex Female
10886	Adapter Drill Spline x 13/16" Hex Female
10889	Roto-Bore Swivel Shank 13/16" Hex
10890	Roto-Bore Swivel Shank 1" Hex Drive
10891	Roto-Bore Swivel Shank 7/8" Hex DW
10892	Roto-Bore Swivel Shank 7/8" Hex Case/Toro
10893	HD PTO U-Joint 1-3/8 - 6Spline x 1"

Follow us on Facebook - [www.Facebook.com/RailheadUndergroundProducts](http://www.Facebook.com/RailheadUndergroundProducts)

To order parts call 1817-594-6663 or 1-888-313-7455

email:[sales@railhead.com](mailto:sales@railhead.com)

website:[railhead.com](http://railhead.com)

# Bore Pro

Compaction Drill Rod	
10894	HD PTO U-Joint Yoke 1" Bore
10895	HD PTO U-Joint Yoke Snap Hitch
10896	HD PTO U-Joint Cross Bearing

Hand Tools for Compaction Boring	
10898	Locking Pliers for 13/16" Hex Shank
10899	Locking Pliers for 1" Hex Shank
10901	Drill Rod Guide 48"
10907	HD Lightscaping Spade - 12" Blade
10908	Swivel Grease Tubes



The BorePro Series (manufactured by Triple D Industries) includes the most comprehensive line of Dry Compaction Boring Tools including Bits, Back reamers, RockHeads, Drill Rods, and Lead Augers available today.

Follow us on Facebook - [www.Facebook.com/RailheadUndergroundProducts](http://www.Facebook.com/RailheadUndergroundProducts)

To order parts call 1817-594-6663 or 1-888-313-7455

email:[sales@railhead.com](mailto:sales@railhead.com)

website:[railhead.com](http://railhead.com)







# RAILHEAD

UNDERGROUND PRODUCTS LLC



*The original  
rock tool*



*We do the  
tough bores*

*Like us on Facebook - [www.facebook.com/RailheadUndergroundProducts](http://www.facebook.com/RailheadUndergroundProducts)  
To order parts call 1-817-594-6663 or 1-888-313-7455  
email: [sales@railhead.com](mailto:sales@railhead.com)  
website: [railhead.com](http://railhead.com)*