

Shipping report

PART II

International seaborne shipping (by port)

1971

Transport maritime


PARTIE II

Transport maritime international (par port)

1971

DOES NOT CIRCULATE
NE PAS PRÊTER

STATISTICS STATISTIQUE
CANADA CANADA
JUN 19 31
LIBRARY
BIBLIOTHEQUE



STATISTICS CANADA — STATISTIQUE CANADA
Transportation and Public Utilities Division — Division des transports et des services d'utilité publique
Transportation Section — Section des transports

SHIPPING REPORT

PART II

International Seaborne Shipping
(by Port)

TRANSPORT MARITIME

PARTIE II

Transport maritime international
(par port)

1971

Published by Authority of
The Minister of Industry, Trade and Commerce

Publication autorisée par
le ministre de l'Industrie et du Commerce

December - 1972 - Décembre
8709-535

Price—Prix: \$1.00

Statistics Canada should be credited when republishing all or any part of this document
Reproduction autorisée sous réserve d'indication de la source: Statistique Canada

Information Canada
Ottawa




TABLE OF CONTENTS

TABLE DES MATIÈRES

	Page
Tables 1 to 5 — See Shipping Report: Part I	
Introduction	V
Table	
6. Cargoes Handled at Canadian Ports, To and From Foreign Countries	1
7. Vessels Departed from Canadian Ports in International Seaborne Shipping, by Rig and Size	37
8. Vessel Arrivals and Departures in International Seaborne Shipping, by Port	39
9. Cargoes Handled at Great Lakes Ports, To and From Foreign Countries via St. Lawrence River	49
10. Tugs Departed from Canadian Ports in International Seaborne Shipping, by Port	54
Appendix	
A. List of Canadian Ports	55
B. List of Commodities	58

	Page
Tableaux 1 à 5 — Voir Transport Maritime: Partie I	
Introduction	V
Tableau	
6. Marchandises manutentionnées dans les ports canadiens, à destination ou en provenance de pays étranger	1
7. Mouvements internationaux de navires en provenance de ports canadiens, suivant le gréement et la dimension	37
8. Mouvements internationaux (arrivées et départs) des navires, par port	39
9. Marchandises manutentionnées dans les ports des Grands Lacs, pour et de pays étrangers via le Saint-Laurent	49
10. Mouvements internationaux de remorqueurs en provenance de ports canadiens, par ports	54
Appendice	
A. Liste des ports canadiens	55
B. Liste des marchandises	58

INTRODUCTION

This publication presents statistics on the commodity and vessel traffic at Canadian ports in international seaborne shipping.

Source

Shipping statistics are compiled from reports completed by operators or agents of vessels entering and leaving Canadian ports. All vessels are required to submit reports excepting naval or fishing vessels, and craft of less than fifteen registered net tons. Customs officials act as agents for Statistics Canada in collecting forms at customs ports; returns for non-customs ports are forwarded through the nearest customs office. Operating data are collected for vessels calling at coastal and Great Lakes ports, but regions such as Lake Winnipeg and the MacKenzie River are not included in the survey.

Treatment of Data

Only data relating to those vessels which are engaged in port-to-port transportation of goods and/or passengers for compensation have been included; all intra-port movements have been excluded.

The term "international seaborne shipping" is used for vessels classed as being in foreign service, that is when (1) the vessel arrives from or departs for a foreign port; or (2) cargo is loaded for or unloaded from a foreign port; or (3) the registry of the vessel is other than Canadian or British Commonwealth (even though the vessel may have sailed between two Canadian ports).

A vessel is classed as being in coasting service if (1) it is of Canadian or British Commonwealth registry, sails between two Canadian ports, and loads or unloads no foreign freight; or if (2) it is of foreign registry, but is granted a waiver to engage in coasting service.

A vessel's arrival and departure at ports on a voyage could vary between foreign or coastwise depending on which definition of service is applicable on entering or clearing a harbour. Because of this variety that is possible in vessel movements, the number of arrivals and departures in either international seaborne or coastwise shipping need not necessarily be the same.

Beginning the count of vessel arrivals and departures on January 1 and ending it on December 31 can also cause a disparity in the total number arrived and departed. Vessels entering a port at the end of a year and clearing it the following January would only be counted as an arrival or departure for that year when the movement occurred.

La présente publication contient la statistique de la navigation maritime internationale portant sur le trafic maritime (marchandises et navires entrés et sortis) des ports canadiens.

Source

Les statistiques sur la navigation sont établies d'après les données fournies par le personnel ou les agents des navires qui entrent dans les ports canadiens ou qui en sortent. Aucune déclaration n'est requise des navires de forces navales, des bateaux de pêche, ni d'embarcations jaugeant moins de quinze tonnes nettes. Les douaniers agissent à titre d'agents de Statistique Canada et recueillent les formules aux ports douaniers; les déclarations pour les ports non douaniers sont acheminées au bureau douanier le plus proche. Les données d'exploitation sont recueillies pour les navires faisant escale aux ports côtiers et des Grands Lacs, mais certains endroits, comme le lac Winnipeg et le fleuve MacKenzie ne sont pas compris dans le champ de l'enquête.

Traitement des données

Seules les données qui se rapportent aux navires effectuant le transport d'un port à l'autre, de marchandises et de passagers payants, sont indiquées ici; on n'a pas tenu compte des mouvements dont le lieu de départ et d'arrivée est le même port.

L'expression "navigation maritime internationale" englobe trois catégories de bâtiments ou de cargaisons: (1) les navires en provenance ou à destination d'un port étranger, (2) les cargaisons embarquées ou débarquées qui sont destinées à des pays étrangers ou qui en proviennent, (3) les navires immatriculés ailleurs qu'au Canada ou que dans un pays du Commonwealth (même si le navire a navigué entre deux ports canadiens).

La "navigation nationale" englobe: (1) les navires immatriculés au Canada ou dans un pays du Commonwealth qui naviguent entre deux ports canadiens sans embarquer ni débarquer de fret étranger; et (2) les navires immatriculés ailleurs, mais qui détiennent un permis de cabotage.

En raison de la variété des mouvements possibles, l'arrivée et le départ d'un navire peuvent très bien entrer, la première, dans la catégorie de la "navigation maritime internationale" et, le second, dans celle de la "navigation nationale", ou vice versa.

Le fait, d'autre part, de prendre l'année civile comme période de référence rend raison des différences qui pourraient exister entre le nombre total de navires entrés et le nombre total de navires sortis. Les navires qui entrent dans un port à la fin de l'année et qui n'en sortent qu'en janvier de l'année suivante ne sont comptés que comme une entrée ou une sortie pour l'année durant laquelle le mouvement s'est produit.

A vessel is considered arriving or departing "in ballast" if cargo is neither unloaded or loaded at a port, regardless of the amount of in transit cargo that may be on board at the time.

Appendix A lists the Canadian ports for which shipping data are tabulated separately, and is derived from the names assigned to the areas of loading or unloading by the respondents. Appendix B consists of a commodity list, based on the *Standard Commodity Classification Manual* published by Statistics Canada, into which all cargo types are grouped; reference to this appendix will enable users to obtain a complete description of those commodities whose names have been necessarily abbreviated in the tables.

The term "general cargo" in this publication refers only to commodities which were not specifically identified in shipping reports; it is not intended to indicate any distinction between bulk and other commodities.

The letters "n.e.s." found in the commodity listing mean "not elsewhere specified".

Some ports frequently engage in "lightering"; in cases where cargo is loaded or unloaded in the harbour rather than at a dock or wharf, the tonnage is included with the port totals. Where transshipments are made outside a harbour, or at mid-stream, the cargo handled is treated as a loading or unloading at the nearest port. Ports which have handled lightered commodities include Botwood, Goose Bay, Charlottetown, Bathurst, Campbellton, Chatham, Rimouski, Chicoutimi, Trois-Rivières, Varennes, and Rivière-du-Loup.

All volume data are presented in tons of 2,000 pounds.

It should be noted that due to corrections made throughout the year, statistics contained in this publication may differ from that released as preliminary data in the monthly *Shipping Statistics*.

Un navire est considéré entré ou sorti, "sur lest" si la cargaison n'est ni embarquée ni débarquée à un port, nonobstant la quantité de marchandises en transit qui se trouve à bord.

L'Appendice A comprend la liste des ports canadiens pour lesquels on calcule séparément les statistiques sur la navigation. Cette liste est établie en fonction des zones d'embarquement et de débarquement indiquées par les déclarants. L'Appendice B présente la liste des marchandises, basée sur le *Standard Commodity Classification Manual* publié par Statistique Canada et dans lequel sont énumérés tous les genres de marchandises; les utilisateurs désireux de connaître la description complète des marchandises — qu'il nous a fallu nécessairement abrégé dans les tableaux — feraient bien de consulter cette liste.

L'expression "Marchandises diverses" s'applique, dans la présente publication, uniquement aux marchandises qu'on n'a pas dénommées avec précision dans les questionnaires; on ne fait pas de distinction entre les marchandises en vrac et les autres marchandises.

Les lettres "n.d.a." dans la liste des marchandises signifient "non dénommé ailleurs".

Dans certains ports, les marchandises sont fréquemment embarquées ou débarquées "par allège" plutôt qu'à un dock ou un quai; le tonnage est alors compris dans le tonnage total du port. Dans le cas de transbordements à l'extérieur d'un port, ou au milieu du courant, l'embarquement ou le débarquement est compté pour le port le plus proche. Les ports de Botwood, Goose Bay, Charlottetown, Bathurst, Campbellton, Chatham, Rimouski, Chicoutimi, Trois-Rivières, Varennes et Rivière-du-Loup ont procédé à l'embarquement et au débarquement de marchandises "par allège".

Toutes les données pondérales sont présentées en tonnes de 2,000 livres.

Il est à noter qu'en raison de corrections effectuées pendant l'année, les statistiques de la présente édition peuvent différer de celles qui ont été publiées à titre préliminaire dans le bulletin mensuel *Shipping Statistics*.

ANALYSIS OF DATA

Foreign shipping at Canadian harbours increased 1.3% to 166,554,126 tons from 164,390,086 tons in 1970. The number of vessels engaged in the transportation of this merchandise declined from 51,272 to 50,239; the average registered net tonnage rose to 4,549 from 4,244.

Harbour traffic in Newfoundland dropped 14.3% to 2,949,834 tons from 3,440,712 tons in 1970. Contributing to the decline was pulpwood at 119,315 tons (233,502 tons in 1970) fuel oil at 424,072 tons (510,127 tons) and newsprint at 506,565 tons (679,068 tons). Shipments of phosphate rock at Long Harbour at 127,742 tons was 59% lower than in 1970. However, crude petroleum unloaded at Holyrood advanced to 763,767 tons 29% above the figure of the previous year.

The overall total for Nova Scotia increased 26%. Over 50% of the total of 15,771,196 tons handled, consisted of crude petroleum and fuel oil at Halifax and Port Hawkesbury. The combined loadings at Hantsport and Little Narrows of gypsum totalling 2,083,578 tons equalled last year's figure.

Some growth in international shipping at New Brunswick ports is noted, the tonnage handled reaching 7,789,548 tons compared to 6,705,153 tons the previous year. The crude petroleum at Saint John totalled 3,843,385 tons compared to 2,565,564 tons in 1970; raw sugar was also higher at 320,578 tons (250,589 tons) as was fuel oil at 439,829 tons (306,598 tons). Increased transcontinental rail rates in the United States has brought about a sharp reduction in the flow of California citrus fruit shipments through this port.

The tonnage for the Province of Quebec declined almost 10%. At Baie Comeau the grains (barley, corn, rye, wheat, flaxseed, rapeseed and soyabeans) totalled 4,061,360 tons compared to 4,853,699 tons in 1970. This combined with lower shipments of pulpwood and alumina and bauxite ores accounted for the 13% drop in this port's activities. The eight week longshoremen's strike at Montreal, Quebec City and Trois Rivières commencing May 17th affected the overall total cargo handled. At the port of Trois Rivières imports and exports declined almost 43%. Grain unloadings totalled 151,583 tons compared to 770,934 tons in 1970. Shipments of wheat at Montreal rose to 2,052,827 tons, somewhat higher than last year's figure of 1,398,528 tons: This was

ANALYSE DES DONNÉES

Le trafic-marchandises international dans les ports canadiens a augmenté de 1.3 % pour atteindre 166,554,126 tonnes contre 164,390,086 tonnes en 1970. Le nombre de navires affectés au transport de ces marchandises est tombé de 51,272 à 50,239, et la jauge nette moyenne au registre est passée de 4,244 à 4,549 tonnes.

L'activité portuaire à Terre-Neuve a diminué de 14.3 %, tombant à 2,949,834 tonnes (contre 3,440,712 tonnes en 1970). Le bois à pâte (119,315 tonnes contre 233,502 tonnes en 1970), le mazout (424,072 tonnes contre 510,127 tonnes en 1970) et le papier journal (506,565 tonnes contre 679,068 tonnes en 1970) ont contribué à cette baisse. Les expéditions de roches phosphatées (127,742 tonnes) à partir du port de Long Harbour ont baissé de 59 % par rapport à 1970; par contre, les arrivages de pétrole brut au port de Holyrood ont atteint 763,767 tonnes, soit une augmentation de 29 % par rapport à l'année précédente.

Le chiffre global pour la Nouvelle-Écosse a augmenté de 26 %. Le pétrole brut et le mazout manutentionnés dans les ports de Halifax et de Port Hawkesbury composaient plus de 50 % de l'ensemble des manutentions dans la province (15,771,196 tonnes). Le total des chargements de gypse dans les ports de Hantsport et de Little Narrows s'est élevé à 2,083,578 tonnes, soit le même chiffre qu'en 1970.

Le transport maritime international dans les ports du Nouveau-Brunswick a enregistré une augmentation, le tonnage des marchandises manutentionnées atteignant 7,789,548 tonnes contre 6,705,153 tonnes en 1970. À Saint-Jean, le trafic du pétrole brut a totalisé 3,843,385 tonnes à comparer à 2,565,564 tonnes en 1970; le sucre brut (320,578 tonnes contre 250,589 tonnes en 1970) et le mazout (439,829 tonnes contre 306,598 tonnes en 1970) ont également enregistré une augmentation. La hausse des tarifs des chemins de fer transcontinentaux aux États-Unis a entraîné une forte réduction du mouvement des expéditions de citrons de Californie par l'intermédiaire de ce port.

Le trafic dans les ports de la province de Québec a diminué de près de 10 %. À Baie Comeau, la baisse des expéditions de grains (orge, maïs, seigle, blé, lin, colza et soya) soit 4,061,360 contre 4,853,699 tonnes en 1970, ainsi que celle des expéditions de bois à pâte et d'alumine et minerai de bauxite ont compté dans la diminution de 13 % des activités de ce port. La grève de huit semaines déclenchée le 17 mai, par les débardeurs de Montréal, de Québec et de Trois-Rivières a altéré le total global des cargaisons manipulées. Le port de Trois-Rivières a accusé une baisse de près de 43 % des importations et des exportations. Le déchargement des céréales n'a totalisé que 151,583 tonnes par rapport aux 770,934 tonnes de 1970. Les expéditions de blé de Montréal ont été plus élevées que celles de 1970

offset by a drop in barley shipments by a like amount. Petroleum and coal products at 2,216,871 tons is 282,085 tons less than in 1970, and asbestos at 134,399 tons is 213,458 tons below the previous year's total. However the overall port total of 11,004,928 tons was only 215,092 tons lower than 1970. The Golden Eagle oil refinery at St. Romuald (included with the port of Quebec) was built to accommodate tankers of up to 300,000 tons. Crude petroleum and fuel oil movements of 2,349,438 tons were the main contributors to the increased tonnage at the port of Quebec.

Lower iron ore requirements by the United States steel industry were responsible in large part for the 3,659,058 ton drop in Sept Îles-Pointe Noire harbour total. This condition also had a bearing on the lower shipments of iron ore at Contrecoeur and Port Cartier.

Ontario's lake ports handled 32,662,860 tons of cargo during 1971, a 6.6% decline from 1970, lesser shipments of bituminous coal and iron ore movements being the main contributors. These two commodities were the main contributors to the lower port total at Hamilton of 6,008,738 tons (6,970,902 tons). The 30.6% drop at Sault Ste Marie was due to a 16.5% decline in bituminous coal imports and lower receipts of limestone.

Wheat shipments through Churchill were below the previous year's total. However, this was offset by greater shipments of barley.

The West Coast ports registered a 27.4% increase in foreign traffic for a total of 38,711,420 tons against 30,379,626 tons in 1970. The port of Vancouver (including Roberts Bank) reached an all time high tonnage of 24,985,072 in international trade. Wheat exports at 5,817,219 tons increased by 1,886,211 tons over 1970 and bituminous coal at 6,063,154 tons almost doubled the previous year's loadings of 3,716,024 tons. Greater quantities of flaxseed at 242,806 tons (180,008 tons), rapeseed at 764,854 tons (492,014 tons), pulpwood at 632,255 tons (287,010 tons), lumber and timber at 1,321,964 tons (935,717 tons) and potash at 2,121,877 tons (1,190,720 tons) also contributed to the increase.

Logs and pulpwood tonnages at Victoria rose to 610,270 tons from 193,854 tons a year earlier. Of this total, 309,947 tons of logs were received

(2,052,827 tonnes contre 1,398,528 tonnes. En contrepartie, les expéditions d'orge ont accusé une baisse d'une quantité semblable. Les dérivés du pétrole et du charbon ont totalisé 2,216,871 tonnes, soit 282,085 tonnes de moins qu'en 1970, et l'amiante 134,399 tonnes, soit 213,458 tonnes de moins que le total de l'année précédente. Cependant, le trafic total du port avec 11,004,928 tonnes a accusé une baisse de seulement 215,092 tonnes par rapport à 1970. La raffinerie de pétrole Aigle d'Or à St. Romuald (comprise avec le port de Québec) a été construite afin de recevoir les grands pétroliers de jusqu'à 300,000 tonnes. Le trafic du pétrole brut et du mazout (2,349,438 tonnes) a été le principal facteur de l'augmentation du tonnage du port de Québec.

La baisse de la demande en minerai de fer de la part de l'industrie sidérurgique des États-Unis a été en grande partie responsable de la diminution de 3,659,058 tonnes du total du trafic du port de Sept-Îles-Pointe Noire; elle a également contribué à la baisse des expéditions de minerai de fer des ports de Contrecoeur et de Port Cartier.

En Ontario, le total des marchandises manutentionnées dans les ports des Grands lacs a été de 32,662,860 tonnes en 1971, soit une diminution de 6.6 % par rapport à 1970, en raison surtout d'une baisse des expéditions de charbon bitumineux et de minerai de fer. La diminution du trafic total du port d'Hamilton (6,008,738 contre 6,970,902 tonnes en 1970) est imputable à ces deux marchandises. La baisse de 30.6 % enregistrée à Sault-Sainte-Marie a été causée par une diminution de 16.5 % des importations de charbon bitumineux et à une réduction des arrivages de pierre calcaire.

Les expéditions de blé par Churchill ont été inférieures à celles de l'année précédente; en contrepartie, cependant, les expéditions d'orge ont augmenté.

Le volume du commerce international dans les ports du littoral ouest du Canada a augmenté de 27.4 % pour atteindre 38,711,420 tonnes contre 30,379,626 tonnes en 1970. Le port de Vancouver (y compris Roberts Bank) a atteint un chiffre sans précédent de 24,985,072 tonnes en trafic international. Les exportations de blé ont augmenté de 1,886,211 tonnes par rapport à 1970 pour atteindre 5,817,219 tonnes; quant au charbon bitumineux, avec un trafic de 6,063,154 tonnes, il a presque doublé les chargements de 1970 (3,716,024 tonnes). Ont aussi contribué à cette augmentation générale les progressions enregistrées dans le trafic de graines de lin (242,806 tonnes contre 180,008 tonnes en 1970), de graines de colza (764,854 tonnes contre 492,014 tonnes en 1970), de bois à pâte (632,255 tonnes contre 287,010 tonnes en 1970), de bois de construction et de sciage (1,321,964 contre 935,717 tonnes en 1970) et de potasse (2,121,877 contre 1,190,720 tonnes).

À Victoria, le trafic des billes et du bois à pâte est passé de 193,854 tonnes en 1970 à 610,270 tonnes. De ce total 309,947 tonnes de billes provenaient

from U.S. Pacific ports, and this combined with increased shipments of hogged fuel and pulp accounted for an increase in the port's total of 490,088 tons this year.

While the port total at New Westminster was slightly lower than the previous year due to lesser shipments of forest products, this was offset by increased break bulk items such as iron and steel products. Nanaimo on the other hand shipped greater quantities of logs, also lumber and timber, to bring the port total to 1,304,624 tons from 1,037,361 tons a year earlier.

des ports de la côte Pacifique des États-Unis. Ces arrivages, en plus de la progression des expéditions de bois débité en copeaux et de pâte sont responsables de l'augmentation de 490,088 tonnes du trafic du port cette année.

Alors qu'à Westminster le trafic du port était légèrement plus faible que celui de l'année précédente en raison du ralentissement des expéditions de produits de la forêt, il y a eu en contre-partie augmentation du trafic des matières pondéreuses en vrac comme les produits du fer et de l'acier. À Nanaimo d'autre part, les expéditions de billes, ainsi que de bois de construction et de sciage ont progressé, faisant ainsi passer le trafic total du port à 1,304,624 tonnes contre 1,037,361 tonnes en 1970.

TABLE 6. CARGOES HANDLED AT CANADIAN PORTS, TO AND FROM FOREIGN COUNTRIES.

TABLEAU 6. MARCHANDISES MANUTENTIONNEES DANS LES PORTS CANADIENS, A DESTINATION OU EN PROVENANCE DE PAYS ETRANGERS.

PORT	COMMODITY	TONS LOADED TONNES CHARGÉES	TONS UNLOADED TONNES DECHARGÉES	TOTAL TOTAL	MARCHANDISES
NEWFOUNDLAND / TERRE-NEUVE					
ARGENTIA	DIST. ALCOHOLIC BEV.		2	2	ECISS. ALCOOL-DIST.
	VENEER, PLYWOOD		4	4	PLACAGES, CONTRE-PLAC.
	ORGANIC CHEMICALS NES		6	6	PROD. CHIM. ORGAN. NDA
	RUBBER TIRES AND TUBES		1	1	PNEUS, CHAMBRES A AIR
	EQUIPMENT MISC.		6	6	MATERIEL DIVERS
	PERSONAL, HOUSEHOLD GOODS		10	10	ART. PERS. ET MENAGERS
	GENERAL CARGO	682	980	1,662	MARCHANDISES DIVERSES
	PORT TOTAL	682 *	1,009 *	1,691 *	TOTAL DU PORT
BATE VERTE	ASBESTOS	40,828		40,828	AMIANTE
	PORT TOTAL	40,828 *	*	40,828 *	TOTAL DU PORT
BAY ROBERTS	FISH, SALTED OR CURED	496		496	POISSON, SALE OU FUME
	COAL, BITUMINOUS		1,465	1,465	CHARBON BITUMINEUX
	PORT TOTAL	496 *	1,465 *	1,961 *	TOTAL DU PORT
BOTWOOD	COPPER ORE AND CONC.	9,201		9,201	MINERAI, CONC. CUIVRE
	LEAD ORE AND CONC.	24,423		24,423	MINERAI, CONC. DE PLOMB
	ZINC ORE AND CONC.	42,946		42,946	MINERAI, CONC. DE ZINC
	SULPHUR IN DRES		6,160	6,160	SOUFRE EN MINERAI
	WASTE AND SCRAP NES	5,872		5,872	DECHETS ET REBUTS NDA
	NEWSPRINT PAPER	250,389		250,389	PAPIER JOURNAL
	INORGANIC CHEMS. NES		21,384	21,384	PROD. CHIM. INDRG. NCA
	GASOLINE		2,615	2,615	ESSENCE
	FUEL OIL		103,608	103,608	MAZOUT
	CONTAINERS, CLOSURES		131	131	CONTENEURS, FERMETURES
	GENERAL CARGO		6,683	6,683	MARCHANDISES DIVERSES
	PORT TOTAL	332,831 *	140,581 *	473,412 *	TOTAL DU PORT
BURIN	FISH, FRESH OR FROZEN	9,560		9,560	POISSON, FRAIS OU CONG.
	SHELL FISH, NES	550		550	MOLLUSQUES CRUST., NDA
	FEEDS OF ANIMAL ORIGIN	500		500	PROV. D'ORIGINE ANIMALE
	CRUDE ANIMAL PROD. NES	314		314	PR. BRUTS ORIG. ANIM. NDA
	WASTE AND SCRAP NES	8,307		8,307	DECHETS ET REBUTS NDA
	WOOD FAB. MATERIALS	10		10	CEMI-PRODUITS EN BOIS
	FISH, MARINE ANIMAL OIL	72		72	HUIL. DE POISSON, EN MAR.
	FUEL OIL	46		46	MAZOUT
	LUBRICATING OIL, GREASE	25		25	HUIL. GRAISSE LUBRIF.
	PLATE & SHEET STEEL	50	430	480	TOILES, FEUILLES D'ACIER
	STRUCTURAL SHAPES		407	407	PROFILES DE CONSTRUCT.
	MACHINERY NES	3		3	MACHINES NDA
	BAGS, AUTOS AND CHASSIS	1		1	VEHICULES PART., CHASSIS
	TRUCKS AND CHASSIS	4		4	CAMIONS ET CHASSIS
	ROAD MOTOR VEH. NES	1		1	VEH. AUTOM. ROUTIERS NDA
	SHIPS, AIRCRAFT, MIS. VEH		3	3	NAVIRES, AVIONS, VEH. CIV
	CONTAINERS, CLOSURES		44	44	CONTENEURS, FERMETURES
PORT TOTAL	19,443 *	884 *	20,327 *	TOTAL DU PORT	
CARMANVILLE	PULPWOOD	3,870		3,870	ECIS A PATE
	PORT TOTAL	3,870 *	*	3,870 *	TOTAL DU PORT
CATALINA	FISH, FRESH OR FROZEN	988		988	POISSON, FRAIS OU CONG.
	PORT TOTAL	988 *	*	988 *	TOTAL DU PORT
CLARENVILLE	PULPWOOD	2,811		2,811	ECIS A PATE
	NATURAL GAS		7,569	7,569	GAZ NATUREL
	FUEL OIL		3,374	3,374	MAZOUT
	ASPHALTS, ROAD OILS		23,107	23,107	ASPHALTE, BITUME LIQD.
	PORT TOTAL	2,811 *	34,050 *	36,861 *	TOTAL DU PORT
CORNER BROOK	MEAT, FRESH OR FROZEN		142	142	VIANDE, FRAICHE / CONG.
	MEAT, CURED		449	449	VIANDE FUMEE OU SALEE
	MEAT AND MEAT PREP. NES		1	1	VIANDES ET PREP. NDA
	FISH, FRESH OR FROZEN	1,868		1,868	POISSON, FRAIS OU CONG.
	FISH, SALTED OR CURED	1,451		1,451	POISSON, SALE OU FUME
	SHELL FISH, NES		1	1	MOLLUSQUES CRUST., NDA
	BAKERY PROD. INC. FROZEN		1	1	PROD. BOUL., PROD. CONG.
	APPLES		31	31	POMMES
	FRESH FRUITS, BERRIES		10	10	FRUITS, BAIES FRAIS
	FRUIT JUICES		46	46	JUS DE FRUIT
	VEGETABLE PREP. NES		10	10	PREP. DE LEGUMES NCA
	SUGAR PREPARATIONS		2	2	PREP. A BASE DE SUCRE
	COCOA AND CHOCOLATE		1	1	CACAO ET CHOCOLAT
	MISC. FOOD PREP. NES		9	9	CIV. PREP. ALIM. NDA
	PULPWOOD	2,000		2,000	ECIS A PATE
	SULPHUR IN DRES		5,880	5,880	SOUFRE EN MINERAI
	WASTE AND SCRAP NES		56	56	DECHETS ET REBUTS NDA
	PULP	1,000		1,000	PATE
	NEWSPRINT PAPER	256,176		256,176	PAPIER JOURNAL
	PAPER NES		27	27	PAPIER NDA

TABLE 6. CARGOES HANDLED AT CANADIAN PORTS, TO AND FROM FOREIGN COUNTRIES.

TABLEAU 6. MARCHANDISES MANUTENTIONNEES DANS LES PORTS CANADIENS, A DESTINATION OU EN PROVENANCE DE PAYS ETRANGERS.

PORT PORT	COMMODITY	TONS LOADED TONNES CHARGÉES	TONS UNLOADED TONNES DÉCHARGÉES	TOTAL TOTAL	MARCHANDISES	
CORNER BROOK (CONTD. - SUITE)	INORGANIC CHEMS. NES		12,066	12,066	PROD.CHIM.INCRG.NCA	
	FUEL OIL		85,380	85,380	MAZOUT	
	PLATE & SHEET STEEL		265	265	TOLES,FEUILLES D'ACIER	
	STRUCTURAL SHAPES		460	460	PROFILES DE CONSTRUCT.	
	ALUMINUM	1,000		1,000	ALUMINIUM	
	METAL FAB.BASIC PROD.		62	62	CUVR.DE BASE EN PETAL	
	ASBESTOS BASIC PROD.	4,100		4,100	CUVR.DE BASE AMIANTE	
	MACHINERY NES		29	29	MACHINES NCA	
	PASS.AUTOS AND CHASSIS		25	25	VOITURES PART.,CHASSIS	
	CONTAINERS,CLOSURES		1,922	1,922	CONTENEURS,FERMETURES	
	PORT TOTAL	267,595 *	106,875 *	374,470 *	TOTAL DU PORT	
	FORTUNE	LIVE ANIMALS, NES	3		3	ANIMAUX VIVANTS, NCA
		FISH,FRESH OR FROZEN	6,332		6,332	POISSON,FRAIS OU CONG.
		FISH,CANNED	326		326	POISSON EN ECITES
LOBSTER		1		1	HOMARD	
BUTTER		4		4	BEURRE	
DAIRY PROD.EGGS,HONEY		30		30	PROD.LAIT.,OEUFs,MIEL	
WHEAT FLOUR		2		2	FARINE DE BLE	
MARGARINE		9		9	MARGARINE	
MISC.FOOD PREP.NES		2		2	DIV.PREP.ALIM.NCA	
FEEDS OF ANIMAL ORIGIN		1,000		1,000	PRCV.CORIGINE ANIMALE	
NON-ALCOHOLIC BEVERAGE		13		13	BOISSONS NON-ALCOOLIQ.	
LOGS		30		30	BILLES	
BOLTS,ROUND TIMBER		27		27	BILLETS,BCIS RONDS	
LUMBER AND TIMBER		6		6	BCIS D'OEUVRE ET CHARP.	
PAPERBOARD			1	1	CARTON	
BLDG.PAPER AND BOARD		7		7	PLAQ.CONSTR.,PAP/CART.	
DYESTUFF,PIGMENT,PAINT		1		1	MAT.COLOR.PIG.PEINTURE	
CHEM.SPECIALTIES NES		1		1	PRCV.CHIM.SPECIALIAUX NCA	
GASOLINE		303		303	ESSENCE	
FUEL OIL		11		11	MAZOUT	
PETROL,COAL PROD.NES		18		18	DERIVE PETR.CHARB.NCA	
BARS AND RODS,STEEL		2		2	BARRES ET TIGES ACIER	
WIRE		4		4	FIL METALLIQUE	
METAL FAB.BASIC PROD.		1		1	OUVR.DE BASE EN METAL	
CEMENT		14		14	CEMENT	
TRACTORS		3	1	4	TRACTEURS	
PASS.AUTOS AND CHASSIS		9	12	21	VOITURES PART.,CHASSIS	
TRUCKS AND CHASSIS		6		6	CAMIONS ET CHASSIS	
MOTOR VEHICLE ENGINES		1		1	MOTEURS DE VEH.AUTOV.	
EQUIPMENT MISC.		12		12	MATERIEL DIVERS	
PERSONAL,HSEHOLD GOODS		3		3	ART.PERS.ET MENAGERES	
CONTAINERS,CLOSURES			2	2	CONTENEURS,FERMETURES	
GENERAL CARGO	3		3	MARCHANDISES DIVERSES		
PORT TOTAL	8,184 *	16 *	8,200 *	TOTAL DU PORT		
GOOSE BAY	PULPWOOD	60,023		60,023	BOIS A PATE	
	METALLIC SALTS		2,076	2,076	SELS METALLIQUES	
	GASOLINE		1,608	1,608	ESSENCE	
	FUEL OIL		31,770	31,770	MAZOUT	
	GENERAL CARGO	2,547	81	2,628	MARCHANDISES DIVERSES	
	PORT TOTAL	62,570 *	35,535 *	98,105 *	TOTAL DU PORT	
GRAND BANK	FISH,FRESH OR FROZEN	5,610		5,610	POISSON,FRAIS OU CONG.	
	LOBSTER	1		1	HOMARD	
	FEEDS OF ANIMAL ORIGIN	1,475		1,475	PRCV.CORIGINE ANIMALE	
	FISH,MARINE ANIMAL OIL	73		73	HUIL.DE POISSON,AN.MAR	
	OILS,FATS,WAXES NES	30		30	HUIL.MAT.GRAS.CIRE NCA	
	MACHINERY NES		20	20	MACHINES NCA	
	SHIPS,AIRCRAFT,MIS.VEH	1		1	NAVIRES,AVIONS,VEH.CIV	
	CONTAINERS,CLOSURES		76	76	CONTENEURS,FERMETURES	
	PORT TOTAL	7,190 *	96 *	7,286 *	TOTAL DU PORT	
	HARBOUR BRETON	FISH,FRESH OR FROZEN	1,883		1,883	POISSON,FRAIS OU CONG.
FISH,SALTED OR CURED		3,158		3,158	POISSON,SALE OU FUME	
SUGAR, NES			44	44	SUCRE, NCA	
SPICES			16	16	EPICES	
FEEDS OF ANIMAL ORIGIN		4,292		4,292	PRCV.CORIGINE ANIMALE	
FISH,MARINE ANIMAL OIL		2,195		2,195	HUIL.DE POISSON,AN.MAR	
CONTAINERS,CLOSURES			210	210	CONTENEURS,FERMETURES	
PORT TOTAL	11,528 *	270 *	11,798 *	TOTAL DU PORT		
HARBOUR GRACE	MEAT,FRESH OR FROZEN		152	152	VIANDE,FRAICHE / CONG.	
	MEAT,CURED		566	566	VIANDE FUMEE OU SALEE	
	FISH,FRESH OR FROZEN	2,623		2,623	POISSON,FRAIS OU CONG.	
	SHELL FISH,NES	158	134	292	MOLLUSQUES CRUST.,NCA	
	APPLES		48	48	POMMES	
	FRESH FRUITS,BERRIES	60	59	119	FRUITS, BAIES FRAIS	
	FROZEN FRUITS, BERRIES	65		65	FRUITS, BAIES CONGELES	
	FEEDS OF ANIMAL ORIGIN	1,594		1,594	PRCV.CORIGINE ANIMALE	
	RAW HIDES AND SKINS		4	4	PEAUX ET CUIRS BRUT	
	COAL,BITUMINEOUS		935	935	CHARBON BITUMINEUX	

TABLE 6. CARGOES HANDLED AT CANADIAN PORTS, TO AND FROM FOREIGN COUNTRIES.

TABLÉAU 6. MARCHANDISES MANUTENTIONNÉES DANS LES PORTS CANADIENS, À DESTINATION OU EN PROVENANCE DE PAYS ÉTRANGERS.

PORT	COMMODITY	TONS LOADED TONNES CHARGÉES	TONS UNLOADED TONNES DECHARGÉES	TOTAL TOTAL	MARCHANDISES
HARBOUR GRACE (CONTC. - SUITE)	SALT		17	17	SEL
	PAPER NES		8	8	PAPIER NDA
	FISH, MARINE ANIMAL OIL	206		206	MUIL. DE POISSON, AN. PAR
	PLATE & SHEET STEEL	6		6	TCLES, FEUILLES CACIER
	PORT TOTAL	4,712 *	1,923 *	6,635 *	TOTAL DU PORT
HOLYROOD	FRESH FRUITS, BERRIES	2		2	FRUITS, BAIES FRAIS
	FROZEN FRUITS, BERRIES	120		120	FRUITS, BAIES CONGÉES
	CRUDE PETROLEUM		763,767	763,767	PETROLE BRUT
	GASOLINE		10,242	10,242	ESSENCE
	FUEL OIL	2,883	86,530	89,413	MAZOUT
	ASPHALTS, ROAD OILS		5,578	5,578	ASPHALTE, BITUME LIQD.
	PORT TOTAL	3,005 *	866,117 *	869,122 *	TOTAL DU PORT
LEWISPORTE	PULPWOOD	10,164		10,164	BCIS A PATE
	GASOLINE		312	312	ESSENCE
	FUEL OIL		55,661	55,661	MAZOUT
	PORT TOTAL	10,164 *	55,973 *	66,137 *	TOTAL DU PORT
LCNG PCND	IRON AND STEEL SCRAP		1,447	1,447	DECHETS DE FER, DACIER
	CRUDE NON-MET. MIN. NES	26,237		26,237	MIN. NON-MET. BRUTS NDA
	BARNS AND ROOS, STEEL	2,537		2,537	BARRES ET TIGES ACIER
	PORT TOTAL	28,774 *	1,447 *	30,221 *	TOTAL DU PORT
MARYSTOWN	FISH, FRESH OR FROZEN	6,630	105	6,735	POISSON, FRAIS OU CONG.
	FEEDS OF ANIMAL ORIGIN	1,450		1,450	PRCV. D'ORIGINE ANIMALE
	FISH, MARINE ANIMAL OIL	326		326	MUIL. DE POISSON, AN. PAR
	EQUIPMENT MISC.		4	4	MATERIEL DIVERS
	PORT TOTAL	8,406 *	109 *	8,515 *	TOTAL DU PORT
PORT AUX BASQUES	LIVE ANIMALS, NES		2	2	ANIMAUX VIVANTS, NDA
	FISH, FRESH OR FROZEN	586		586	POISSON, FRAIS OU CONG.
	FISH, SALTED OR CURED	1,185		1,185	POISSON, SALE OU FUME
	FEEDS OF ANIMAL ORIGIN	800		800	PRCV. D'ORIGINE ANIMALE
	MACHINERY NES		2	2	MACHINES NDA
	RAILWAY ROLLING STOCK		7	7	MAT. ROL. DE CH. DE FER
	PORT TOTAL	2,571 *	11 *	2,582 *	TOTAL DU PORT
LONG HARBOUR	PHOSPHATE ROCK		127,742	127,742	ROCHE PHOSPHATEE
	METALLIC SALTS		24,924	24,924	SELS METALLIQUES
	INORGANIC CHEMS. NES	17,884		17,884	PROD. CHIM. INORG. NDA
	COKE		43,828	43,828	COKE
	LIME		26	26	CHAUX
	NON-MET. MIN. BASIC PROC		20	20	PRCV. MIN. NON-MET. BASE
	PORT TOTAL	17,884 *	196,540 *	214,424 *	TOTAL DU PORT
ST. ALBANS	PULPWOOD	14,938		14,938	BCIS A PATE
	PORT TOTAL	14,938 *	*	14,938 *	TOTAL DU PORT
ST. JOHNS	MEAT, FRESH OR FROZEN		631	631	VIANDE, FRAICHE / CONG.
	MEAT, CURED		1,635	1,635	VIANDE FUMEE OU SALEE
	MEAT AND MEAT PREP. NES	10	257	267	VIANDES ET PREP. NDA
	FISH, FRESH OR FROZEN	2,530	22	2,552	POISSON, FRAIS OU CONG.
	FISH, SALTED OR CURED	597		597	POISSON, SALE OU FUME
	SHELL FISH, NES	338		338	MOLLUSQUES CRUST. NDA
	BUTTER		2	2	BEURRE
	DAIRY PROD. EGGS, HONEY		470	470	PROD. LAIT., OEUFs, MIEL
	CEREALS UNMILLED, NES		60	60	CEREALES NON MCL., NDA
	MALT AND MALT FLOUR		2	2	MALT ET FARINE DE MALT
	BAKERY PROD. INC. FRDZEN	2	60	62	PROD. BOUL., PROD. CONG.
	APPLES		22	22	POMMES
	FRESH FRUITS, BERRIES	1	90	91	FRUITS, BAIES FRAIS
	FRUIT JUICES		434	434	JUS DE FRUIT
	FRUIT, PRES. NOT CANNED		16	16	CONS. FRUITS NON BOITE
	VEGETABLES, FRESH		17	17	LEGUMES, FRAIS
	VEGETABLES, DRIED		34	34	LEGUMES, SECS
	SUGAR, NES		81	81	SUCRE, NDA
	SUGAR PREPARATIONS		1,041	1,041	PREP. A BASE DE SUCRE
	TEA		56	56	THE
	MARGARINE	3		3	MARGARINE
	MISC. FOOD PREP. NES		9	9	DIV. PREP. ALIM. NDA
	NON-ALCOHOLIC BEVERAGE	83		83	POISSONS NON-ALCOOLIQ.
	ALE, BEER, STOUT, PORTER		123	123	ALE, RIERE, STOUT, PORTER
	WINES		95	95	VINS
	DIST. ALCOHOLIC BEV.	1	2,308	2,309	POISS. ALCOOL. DIST.
	CIGARETTES		35	35	CIGARETTES
	TOBACCO NES		9	9	TABACS NDA
	RAW HIDES AND SKINS	6		6	PEAUX ET CUIRS BRUT
	RAPESEED	5		5	GRATNE DE CCLZA
	NURSERY, GREENHSE STOCK		18	18	PRCV. PEPINIERE, SERRE
	BOLTS, ROUND TIMBER		4,258	4,258	PILLCTS, BCIS RONDS
NON-FERROUS MET. SCRAP		3,200	3,200	DECHETS METAL. NON FER.	

TABLE 6. CARGOES HANDLED AT CANADIAN PORTS, TO AND FROM FOREIGN COUNTRIES.

TABLEAU 6. MARCHANDISES MANUTENTIONNEES DANS LES PORTS CANADIENS, A DESTINATION OU EN PROVENANCE DE PAYS ETRANGERS.

PORT PORT	COMMODITY	TONS LOADED TONNES CHARGÉES	TONS UNLOADED TONNES DÉCHARGÉES	TOTAL TOTAL	MARCHANDISES	
ST. JOHN'S (CONTD. - SUITE)	COAL,BITUMINOUS		1,674	1,674	CHARBON BITUMINEUX	
	STONE,CRUDE NES		662	662	PIERRE BRUTE NDA	
	SALT		2,431	2,431	SEL	
	FURS,DRESSED	1		1	FOURRURES APPRETEES	
	LUMBER AND TIMBER	20		20	BOIS D'OEUVRE ET CHARP.	
	WOOD FAB.MATERIALS		8	8	CEMI-PRODUITS EN BOIS	
	PAPER NES		2	2	PAPIER NDA	
	PAPERBOARD		47	47	CARTON	
	BLDG.PAPER AND BOARD		25	25	PLAQ.CONSTR.,PAP/CART.	
	CORDAGE,TWINE,ROPE		306	306	CORDAGE,FICELLE,CORDE	
	TEXTILE FAB.MTL NES		112	112	OUVR.EN MAT.TEXT.NDA	
	FISH,MARINE ANIMAL OIL	1,112		1,112	HUIL.DE POISSON,AN.MAR	
	VEG.OILS,FATS NES		21	21	HUIL.MAT.GRAS.VEG.NDA	
	DILS,FATS,WAXES NES		10	10	HUIL.MAT.GRAS.CIRE NDA	
	METALLIC SALTS		50	50	SELS METALLIQUES	
	INORGANIC CHEMS. NES	1,336		1,336	PRCD.CHIM.INORG.NDA	
	ORGANIC CHEMICALS NES		163	163	PRCD.CHIM.ORGAN.NDA	
	EXPLOS., FUSES, CAPS		16	16	EXPLOS.,AMERCES, DET.	
	AGRICULTURAL CHEMICALS		54	54	PRCD.CHIM.AGRICOLES	
	PLASTIC MATERIALS		16	16	MATIERES PLASTIQUES	
	DYESTUFF,PIGMENT,PAINT	8		48	MAT.COLOR.PIG.PEINTURE	
	CHEM.SPECIALTIES NES		23	23	PRCD.CHIM.SPECIALX NDA	
	GASOLINE	120		815	ESSENCE	
	FUEL OIL	5,182		49,627	MAZOUT	
	LUBRICATING OIL,GREASE			9	HUIL.E,GRAISSE LUBRIF.	
	COKE			6	COKE	
	ASPHALTS,ROAD OILS			3	ASPHALTE,BITUME LIGD.	
	COAL TAR,PITCH			123	CCUCRON,ORAI DE BCUIL.	
	PRIMARY IRON,STEEL NES			194	FER,ACIER PRIMAIR.NDA	
	BARNS AND RDDS,STEEL	3		1,164	BARRES ET TIGES ACIER	
	PLATE & SHEET STEEL			4,739	TCLES,FEUILLES DACIER	
	STRUCTURAL SHAPES	1,334		2,655	PROFILES DE CONSTRUCT.	
	PIPES,TUBES:IRON,STEEL			266	TUYAUX,TUBES:FER,ACIER	
	WIRE			1,227	FIL METALLIQUE	
	METAL FAB.BASIC PROC.			684	OUVR.DE BASE EN METAL	
	BUILDING BRICK, CLAY			247	BRIC.A BATIR ARGILE	
	BRICKS,TILES NES			44	BRICUES,TUILLES NDA	
	GLASS BASIC PRODUCTS			532	OUVR.DE BASE EN VEPRE	
	ASBESTOS BASIC PROC.			22	OUVR.DE BASE AMIANTE	
	CEMENT			1	CIMENT	
	LIME			37	CHAUX	
	NON-MET.MIN.BASIC PROD			57	PRCD.MIN.NON-MET.BASE	
	MISC.FABRICATED PROD.			389	OUVRAGES DIVERS	
	MACHINERY NES	25		370	MACHINES NDA	
	PASS.AUTOS AND CHASSIS	1		542	VEITURES PART.,CHASSIS	
	ROAD MOTOR VEH. NES			14	VEH.AUTOM.ROUTIERS NDA	
	SHIPS,AIRCRAFT,MIS.VEH			105	NAVIRES,AVIONS,VEH.DIV	
	EQUIPMENT MISC.	12		176	MATERIEL DIVERS	
	PERSONAL,HOUSEHOLD GOODS	35		431	ART.PERS.ET MENAGERS	
	FIREARMS,AMMUNITION			37	ARMES A FEU,MUNITIONS	
	CONTAINERS,CLOSURES	55		3,294	CONTENEURS,FERMETURES	
	MISC. END PRODUCTS NES	1		115	PRODUITS FINIS DIV.NDA	
	GENERAL CARGO	5		2,666	MARCHANDISES DIVERSES	
	PORT TOTAL	12,826 *		91,246 *	TOTAL DU PORT	
	STEPHENVILLE	FISH,FRESH OR FROZEN	650		650	POISSON,FRAIS OU CONG.
		FISH,SALTED OR CURED	1,171		1,171	POISSON,SALE OU FUME
		PULPWOOD	3,284		3,284	BOIS A PATE
		ORES AND CONC.NES		5	5	MINERAIS ET CONC.NDA
GYPSEM		447,922		447,922	GYPSE	
SALT			40	40	SEL	
BLDG.PAPER AND BOARD			1,198	1,198	PLAQ.CONSTR.,PAP/CART.	
CHEM.SPECIALTIES NES			26	26	PRCD.CHIM.SPECIALX NDA	
STRUCTURAL SHAPES			9,167	9,167	PROFILES DE CONSTRUCT.	
METAL FAB.BASIC PROD.		2,912		5	OUVR.DE BASE EN METAL	
CEMENT BASIC PROD.			814	814	OUVR.DE BASE CIMENT	
MACHINERY NES		15		4,522	MACHINES NDA	
EQUIPMENT MISC.		1		1	MATERIEL DIVERS	
CONTAINERS,CLOSURES			400	400	CONTENEURS,FERMETURES	
PORT TOTAL	455,955 *		16,162 *	TOTAL DU PORT		
TOMMYS ARM	PULPWOOD	5,000		5,000	BOIS A PATE	
	PORT TOTAL	5,000 *		5,000 *	TOTAL DU PORT	
NFLD-NES/T-N -NDA	LIVE ANIMALS, NES	4		4	ANIMAUX VIVANTS, NDA	
	MEAT,FRESH OR FROZEN		5	5	VIANDE,FRAICHE / CONG.	
	FISH,FRESH OR FROZEN	20,211		20,211	POISSON,FRAIS OU CONG.	
	FISH,SALTED OR CURED	1,271		1,271	POISSON,SALE OU FUME	
	SMELL FISH,NES	489		25	MOLLUSQUES CRUST.,NDA	
	FRESH FRUITS,BERRIES	8		8	FRUITS, BAIES FRAIS	
	FROZEN FRUITS, BERRIES	47		47	FRUITS, BAIES CONGEEES	
	FEEDS OF ANIMAL ORIGIN	188		188	PRCV.DCRIGINE ANIMALE	
	CRUDE ANIMAL PROD.NES	100		100	PR.BRUTS ORIG.ANIM.NDA	

TABLE 6. CARGOES HANDLED AT CANADIAN PORTS, TO AND FROM FOREIGN COUNTRIES.

TABLEAU 6. MARCHANDISES MANUTENTIONNEES DANS LES PORTS CANADIENS, A DESTINATION OU EN PROVENANCE DE PAYS ETRANGERS.

PORT PORT	COMMODITY	TONS LOADED TONNES CHARGÉES	TONS UNLOADED TONNES DECHARGÉES	TOTAL TOTAL	MARCHANDISES
NFLD-NES/T-N -NDA (CONTO. - SUITE)	PULPWOOD	17,225		17,225	BOIS A PATE
	SALT		13,168	13,168	SEL
	WASTE AND SCRAP NES	1,471	50	1,521	DECHETS ET REBUTS NDA
	LEATHER		1	1	CUIR
	FISH,MARINE ANIMAL OIL	216		216	HUIL. DE POISSON, AN. MAR
	CHEM. SPECIALTIES NES		1	1	PRCC. CHIM. SPECIAUX NCA
	PLATE & SHEET STEEL		9,939	9,939	TOLES, FEUILLES D'ACIER
	STRUCTURAL SHAPES		945	945	PROFILES DE CONSTRUCT.
	PIPES, TUBES: IRON, STEEL		5,838	5,838	TUYAUX, TUBES: FER, ACIER
	METAL FAB. BASIC PRDD.		97	97	CUVR. DE BASE EN METAL
	MACHINERY NES		21	21	MACHINES NDA
	SHIPS, AIRCRAFT, MIS. VEH		1,206	1,206	NAVIRES, AVIONS, VEH. DIV
	EQUIPMENT MISC.		1,661	1,661	MATERIEL DIVERS
	CONTAINERS, CLOSURES		190	190	CONTENEURS, FERMETURES
	GENERAL CARGO		1,897	1,897	MARCHANDISES DIVERSES
	PORT TOTAL	41,230 *	35,044 *	76,274 *	TOTAL DU PORT
	PROVINCE TOTAL	1,364,481 **	1,585,353 **	2,949,834 **	TOTAL DU PROVINCE
PR. EDWARD ISLAND / ILE CHARLOTTETOWN	DU PR. EDUARD				
	FISH, FRESH OR FROZEN	174		174	POISSON, FRAIS OU CONG.
	POTATOES	7,242		7,242	POMMES DE TERRE
	CORDAGE, TWINE, ROPE		232	232	CORDE, FICELLE, CORDE
	POTASH		5,000	5,000	POTASSE
	FUEL OIL		24,070	24,070	MAZOUT
PORT TOTAL	7,416 *	29,302 *	36,718 *	TOTAL DU PORT	
SCURIS	POTATOES	11,514		11,514	POMMES DE TERRE
	CRUDE VEG. PROD. NES	1,410		1,410	PR. BRUTS CRIG. VEG. NDA
	PULPWOOD	6,265		6,265	BOIS A PATE
	PORT TOTAL	19,189 *		19,189 *	TOTAL DU PORT
SUMMERSIDE	POTATOES	27,119		27,119	POMMES DE TERRE
	PAPER NES	6		6	PAPIER NDA
	POTASH		8,500	8,500	POTASSE
	FERTILIZERS NES		5,152	5,152	ENGRAIS CHIMIQUE NCA
	EQUIPMENT MISC.		180	180	MATERIEL DIVERS
PORT TOTAL	27,125 *	13,832 *	40,957 *	TOTAL DU PORT	
PR. ST. JOHN'S / ILE ST. JOHN'S	FISH, FRESH OR FROZEN	519		519	POISSON, FRAIS OU CONG.
	PULPWOOD	5,807		5,807	BOIS A PATE
	POTASH		1,785	1,785	POTASSE
	PORT TOTAL	6,326 *	1,785 *	8,111 *	TOTAL DU PORT
	PROVINCE TOTAL	60,056 **	44,919 **	104,975 **	TOTAL DU PROVINCE
NOVA SCOTIA / NOUVELLE-ECOSSE ANNAPOLIS ROYAL	PULPWOOD	7,951		7,951	BOIS A PATE
	PORT TOTAL	7,951 *		7,951 *	TOTAL DU PORT
BADDECK	PULPWOOD	19,300		19,300	BOIS A PATE
	PORT TOTAL	19,300 *		19,300 *	TOTAL DU PORT
BRIDGEWATER	DIST. ALCOHOLIC BEV.		1,097	1,097	BOISS. ALCOOL. DIST.
	LUMBER AND TIMBER	12,095		12,095	BOIS D'OEUVRE ET CHARP.
	EXPLOS., FUSES, CAPS	535		535	EXPLOS., AMCARCES, DET.
	MACHINERY NES	75		75	MACHINES NCA
	PORT TOTAL	12,705 *	1,097 *	13,802 *	TOTAL DU PORT
HALIFAX	MEAT, FRESH OR FROZEN	1,034	6,568	7,602	VIANDE, FRAICHE / CONG.
	MEAT, CURED	512	2	514	VIANDE FUMEE OU SALEE
	MEAT AND MEAT PREP. NES	459	26	485	VIANDES ET PREF. NCA
	FISH, FRESH OR FROZEN	12,529	121	12,650	POISSON, FRAIS OU CONG.
	FISH, SALTED OR CURED	892	3	895	POISSON, SALE OU FUME
	FISH, CANNED	3,327	887	4,214	POISSON EN BOITES
	LOBSTER	57	6	63	ECRABOT
	SHELL FISH, NES	77	668	745	MOLLUSQUES CRUST., NDA
	BUTTER	5		5	BEURRE
	CHEESE	110	113	223	FROMAGE
	MILK POWDER	5,277		5,277	LAIT EN PCUDRE
	DAIRY PROD. EGGS, HONEY	55	12	67	PROD. LAIT., OEUFS, MIEL
	BARLEY	13		13	ORGE
	OATS	2,802		2,802	AVOINE
	RYE	5		5	SEIGLE
	WHEAT	420,240		420,240	BLE
	CEREALS UNMILLED, NES	200		200	CEREALES NON MOUL., NCA
	CORN MEAL AND FLOUR	649		649	SEMOLLE, FARINE DE MAIS
	MALT AND MALT FLOUR	7,787		7,787	MALT ET FARINE DE MALT
	WHEAT FLOUR	58,480		58,480	FARINE DE BLE
	CEREALS MILLED, NES	261		261	CEREALES MOULUES, NCA
	BAKERY PROD. INC. FROZEN	54	31	85	PRCC. PÂL., PRCC. CONG.
MACARONI, CEREAL PRDD.	244	163	407	PATES ALIM. PRCC. CEREAL	
APPLES	1,786	1	1,787	POMMES	

TABLE 6. CARGES HANDLED AT CANADIAN PORTS, TO AND FROM FOREIGN COUNTRIES.

TABLEAU 6. MARCHANDISES MANUTENTIONNEES DANS LES PORTS CANADIENS, A DESTINATION OU EN PROVENANCE DE PAYS ETRANGERS.

PORT PORT	COMMODITY	TONS LOADED TONNES CHARGÉES	TONS UNLOADED TONNES DECHARGÉES	TOTAL TOTAL	MARCHANDISES
HALIFAX (CONTD. - SUITE)	FRESH FRUITS, BERRIES	111	10,801	10,918	FRUITS, BAIES FRAIS
	FRUIT JUICES	892	1,447	2,339	JUS DE FRUIT
	FRUIT PULP, PUREE	322	1	323	PULPE DE FRUIT, PUREE
	FRUIT, PRES. NOT CANNED		325	325	CONS. FRUITS NON ECITE
	FRUITS, PREP. CANNED	211	2,502	2,713	FRUITS PREP. EN ECITE
	PEANUTS	3		3	CACAHUETES
	NUTS, EXC. OIL NUTS NES	12	1,323	1,335	NCIX, SAUF CLEAG. NDA
	POTATOES	4,641		4,641	POMMES DE TERRE
	VEGETABLES, FRESH	251	148	399	LEGUMES, FRAIS
	VEGETABLES, FROZEN	62		62	LEGUMES, CONGÉLES
	VEGETABLES, DRIED	399	25	424	LEGUMES, SECS
	VEGETABLE PREP. NES	949	116	1,065	PREP. DE LEGUMES NCA
	SUGAR, NES	408	18	426	SUCRE, NDA
	MOLASSES, CRUDE		6,160	6,160	MELASSE, BRUTE
	SYRUP	3	1	4	SIRUP
	SUGAR PREPARATIONS	69	251	320	PREP. A BASE DE SUCRE
	COCOA AND CHOCCLATE	1	387	388	CACAO ET CHOCCLAT
	COFFEE	2	1,975	1,977	CAFE
	TEA	1	1,753	1,754	THE
	SPICES	155	1,062	1,217	EPICES
	VINEGAR	12		12	VINAIGRE
	SHORTENING	5		5	GRASSE CULINAIRE
	MISC. FOOD PREP. NES	893	1,084	1,977	DIV. PREP. ALIM. NCA
	HAY, FORAGE, STRAW	309		309	FOIN, FOURRAGE, PAILLE
	BRAN, SHORTS, MIDDINGS	25		25	SDN, ISSUES DE CEREALES
	GROUND CEREALS NES	1,105		1,105	CEREALES MOUTUES NCA
	OIL SEED MEAL, CAKE NES	8		8	FAR, TOURT. CLEAG. NCA
	BREWERS GRAINS	20		20	GRAINS DE BRASSERIE
	FEEDS, VEGETABLE ORIGIN	83		83	PROV. D'ORIGINE VEGETALE
	FEEDS OF ANIMAL ORIGIN	39		39	PROV. D'ORIGINE ANIMALE
	CONC. COMPLETE FEEDS	172	15	187	CCNC., PROV. COMPLETES
	NON-ALCOHOLIC BEVERAGE	63	12	75	BOISSONS NON-ALCOOLIQ.
	ALE, BEER, STOUT, PORTER	32		32	ALE, BIÈRE, STOUT, PORTER
	WINES		79	79	VINS
	DIST. ALCOHOLIC BEV.	48	2,497	2,545	BOISS. ALCOOL. DIST.
	CIGARETTES	74		74	CIGARETTES
	TOBACCO NES	173		173	TABACS NCA
	RAW HIDES AND SKINS	349		349	PEAUX ET CUIRS BRUT
	CRUDE ANIMAL PROD. NES		32	32	PR. BRUTS ORIG. ANIM. NCA
	SEEDS FOR SOWING NES		108	108	GRAINES DE SEMENCE NCA
	SOYA BEANS		1,408	1,408	GRAINE DE SOYA
	OIL SEEDS, NUTS NES		18	18	GRAINES, NCIX CLEAG. NCA
	NURSERY, GREENHOUSE STOCK		224	224	PROD. PEPINIERE, SERRE
	RUBBER, ALLIED GUMS, NAT		20,669	20,669	CAOUTCHOUC GOMMES NAT.
	CRUDE VEG. PROD. NES	3,034	806	3,840	PR. BRUTS ORIG. VEG. NCA
	CRUDE WOOD MTL. NES	85		85	MATIERES BRUTES NCA
	WOOL AND ANIMAL HAIR		334	334	LAINES POILS ANIMAL
	TEXTILE FIBRES NES	198	892	1,090	FIBRES TEXTILES NCA
	ALUMINA, BAUXITE ORES	386		386	MINERAIS ALUMINE, BAUX.
	NICKEL-COPPER ORE	1,045		1,045	MINER. DE CUIVRE-NICKEL
	ORES AND CONC. NES		2	2	MINERAIS ET CONC. NCA
	NON-FERROUS MET. SCRAP	85		85	DECHETS METAL. NON FER.
SLAG, DROSS, BY-PRODUCTS		373	373	PCUS. GUEUL. SCCR. PROD.	
CRUDE PETROLEUM		4,203,332	4,203,332	PETROLE BRUT	
ASBESTOS	10,883		10,883	AMIANTE	
LIMESTONE	14		14	PIERRE CALCAIRE	
STONE, CRUDE NES	2	21	23	PIERRE BRUTE NCA	
GYP SUM	2,102,494		2,102,494	GYPSE	
SALT	777	7,106	7,883	SEL	
SULPHUR IN ORES	6		6	SOUFRE EN MINERAI	
CRUDE NON-MET. MIN. NES	203	39	242	MIN. NON-MET. BRUTS NCA	
COTTON, TEXTILE WASTE	206		206	DECHETS DE COTON, TEXT.	
WASTE AND SCRAP NES	136	19	155	DECHETS ET REBUTS NCA	
LEATHER	5	9	14	CUIR	
RUBBER FAB. MATERIALS	11	60	71	CEMI-PROD. CAOUTCHOUC	
LUMBER AND TIMBER	10,147	3,306	13,453	BOIS D'OEUVRE ET CHARP.	
FLOORING	439	23	462	LAMES POUR PARQUET	
RAILWAY TIES	857		857	TRAVERSES DE CH. FER	
SHINGLES AND SHAKES	241		241	BARDEAUX, BARC. FACADE	
VENEER, PLYWOOD	148	3,755	3,943	PLACAGES, CCNTRE-PLAC.	
WOOD FAB. MATERIALS	79	282	361	CEMI-PRODUITS EN BOIS	
PULP	19,383	33	19,416	PATE	
NEWSPRINT PAPER	24,113		24,113	PAPIER JOURNAL	
PAPER NES	2,169	29	2,198	PAPIER NDA	
PAPERBOARD	15,997		15,997	CARTON	
BLOG. PAPER AND BOARD	1,055	41	1,096	PLAQ. CONSTR., PAP/CART.	
MET MACHINE BOARD	16	4	20	CARTON EN PATE PRESSE	
CORDAGE, TWINE, ROPE	12	1,288	1,300	CORDAGE, FICELLE, CORDE	
JUTE WOVEN FABRICS	13	156	169	TISSUS DE JUTE	
TEXTILE FAB. MTL NES	568	4,400	4,968	CUVR. EN MAT. TEXT. NDA	
ANIMAL OILS, EXC. MARINE	4,103		4,103	HUIL. ANIM. SAUF AN. MAR.	
FISH, MARINE ANIMAL OIL	332		332	HUIL. DE POISSON, AN. MAR.	
VEG. OILS, FATS NES	12	4,800	4,812	HUIL. MAT. GRAS. VEG. NCA	

TABLE 6. CARGOES HANDLED AT CANADIAN PORTS, TO AND FROM FOREIGN COUNTRIES.

TABLEAU 6. MARCHANDISES MANUTENTIONNEES DANS LES PORTS CANADIENS, A DESTINATION OU EN PROVENANCE DE PAYS ETRANGERS.

PORT PORT	COMMODITY	TONS LOADED TONNES CHARGEES	TONS UNLOADED TONNES DECHARGEES	TOTAL TOTAL	MARCHANDISES	
HALIFAX (CONT. - SUITE)	DILS, FATS, WAXES NES	48	41	89	HUIL. MAT. GRAS. CIRE NCA	
	SULPHURIC ACID	21		21	ACIDE SULFURIQUE	
	METALLIC SALTS	11	90	101	SELS METALLIQUES	
	INORGANIC CHEMS. NES	1,720	320	2,040	PRDD. CHIM. INCRG. NCA	
	GLYCOL	8		8	GLYCOL	
	ORGANIC CHEMICALS NES	10,101	788	10,889	PRDD. CHIM. ORGAN. NCA	
	EXPLOS., FUSES, CAPS	62	157	219	EXPLCS., AMRCES, DET.	
	FERTILIZERS NES	386		386	ENGRAIS CHIMIQUE NCA	
	AGRICULTURAL CHEMICALS	301	15	316	PRDD. CHIM. AGRICOLES	
	SYNTHETIC RUBBER	2,724	497	3,221	CACUTCHUC SYNTHETIQUE	
	PLASTIC MATERIALS	1,898	429	2,327	MATIERES PLASTIQUES	
	DYESTUFF, PIGMENT, PAINT	103	65	168	MAT. COLOR. PIG. PEINTURE	
	CHEM. SPECIALTIES NES	149	16	165	PRDD. CHIM. SPECTAUX NCA	
	GASOLINE	697	3,670	4,367	ESSENCE	
	FUEL OIL	70,822	716,138	786,960	MAZOUT	
	LUBRICATING OIL, GREASE	43	20	63	HUILLE, GRAISSE LUBRIF.	
	COKE		43	43	CKE	
	ASPHALTS, ROAD OILS	3		3	ASPHALTE, BITUME LIQD.	
	PETROL. COAL PROD. NES	47	9	56	CERIVE PETR. CHARB. NCA	
	CASTINGS, FORGINGS	19	3	22	MCUL. PIECES FORGEES	
	BAR AND RODS, STEEL	1,660	809	2,469	BARRES ET TIGES ACIER	
	PLATE & SHEET STEEL	9,591	788	10,379	TILES, FEUILLES D'ACIER	
	STRUCTURAL SHAPES	3,088	10,234	13,322	PROFILES DE CONSTRUCT.	
	PIPES, TUBES: IRON, STEEL	2,790	2,180	4,970	TUYAUX, TUBES: FER, ACIER	
	WIRE	174	927	1,101	FIL METALLIQUE	
	ALUMINUM	2,331	18	2,349	ALUMINIUM	
	COPPER AND ALLOYS	5,431	52	5,483	CUIVRE ET ALLIAGES	
	LEAD AND ALLOYS	215		215	PLOMB ET ALLIAGES	
	NICKEL AND ALLOYS	1,203		1,203	NICKEL ET ALLIAGES	
	ZINC AND ALLOYS	2,104	10	2,114	ZINC ET ALLIAGES	
	NON-FERROUS METALS NES	11	16	27	METALX NON-FERREUX NCA	
	METAL FAB. BASIC PROD.	1,336	6,593	7,929	CUVR. DE BASE EN METAL	
	BUILDING BRICK, CLAY	46	222	268	BRIC. A BATIR ARGILE	
	BRICKS, TILES NES	1,348	551	1,899	BRICKS, TILES NCA	
	GLASS BASIC PRODUCTS	887	211	1,098	CUVR. DE BASE EN VERRE	
	ASBESTOS BASIC PROD.	3,210	6	3,216	CUVR. DE BASE AMIANTE	
	CEMENT	326	41	367	CIMENT	
	CEMENT BASIC PROD.		3	3	CUVR. DE BASE CIMENT	
	NON-MET. MIN. BASIC PROD	148	328	476	PRDD. MIN. NON-MET. BASE	
	MISC. FABRICATED PROD.	499	775	1,274	COUVRAGES DIVERS	
	TRACTORS	1,910	1,257	3,167	TRACTEURS	
	MACHINERY NES	2,425	5,313	7,738	MACHINES NCA	
	RAILWAY ROLLING STOCK	101	89	184	MAT. ROUL. DE CH. DE FER	
	PASS. AUTOS AND CHASSIS	1,983	16,580	18,563	VOITURES PART., CHASSIS	
	BUSES AND CHASSIS	4		4	AUTOPUS ET CHASSIS	
	TRUCKS AND CHASSIS	340	3	343	CAMIONS ET CHASSIS	
	MOTOR VEHICLE ENGINES	2,820	189	3,009	MCTEURS DE VEH. AUTOM.	
	ROAD MOTOR VEH. NES	19	67	86	VEH. AUTOM. RCUTIERS NCA	
	SHIPS, AIRCRAFT, MIS. VEH	31	524	555	NAVIRES, AVIONS, VEH. CIV	
	RUBBER TIRES AND TUBES	193	125	318	PNEUS, CHAMBRES A AIR	
	EQUIPMENT MISC.	1,078	1,989	3,067	MATERIEL DIVERS	
	PERSONAL, HSEHOLD GOODS	755	4,080	4,835	ART. PERS. ET MENAGERS	
	FIREARMS, AMMUNITION	3	25	28	ARMES A FEU, MUNITIONS	
	CONTAINERS, CLOSURES	423	4,349	4,772	CONTENEURS, FERMETURES	
	MISC. END PRODUCTS NES	1,297	253	1,550	PRDDITS FINIS CIV. NCA	
	GENERAL CARGO	576	552	1,128	MARCHANDISES DIVERSES	
	CONTAINERIZED FREIGHT	362,877	273,214	636,091	FRET CONTENEURESE	
	PORT TOTAL	3,230,413 *	5,348,893 *	8,579,306 *	TOTAL DU PORT	
	HANTSPOINT	GYPSUM	1,360,727		1,360,727	GYPSE
		POTASH		2,900	2,900	POTASSE
	PORT TOTAL	1,360,727 *	2,900 *	1,363,627 *	TOTAL DU PORT	
LITTLE NARROWS	GYPSUM	722,851		722,851	GYPSE	
	PORT TOTAL	722,851 *	*	722,851 *	TOTAL DU PORT	
LIVERPOOL	FISH, FRESH OR FROZEN	324		324	POISSON, FRAIS OU CCNG.	
	SULPHUR IN ORES		2,240	2,240	SCUFRE EN MINERAL	
	WASTE AND SCRAP NES		58	58	DECHETS ET REBUTS NCA	
	NEWSPRINT PAPER	119,941		119,941	PAPIER JOURNAL	
	WET MACHINE BOARD		111	111	CARTON EN PATE PRESSE	
	METALLIC SALTS		11,000	11,000	SELS METALLIQUES	
	ORGANIC CHEMICALS NES		3,360	3,360	PRDD. CHIM. ORGAN. NCA	
	PERSONAL, HSEHOLD GOODS	40		40	ART. PERS. ET MENAGERS	
	CONTAINERS, CLOSURES		915	915	CONTENEURS, FERMETURES	
	MISC. END PRODUCTS NES		3	3	PRDDITS FINIS CIV. NCA	
	PORT TOTAL	120,305 *	17,687 *	137,992 *	TOTAL DU PORT	
	LUNENBURG	FISH, FRESH OR FROZEN		100	100	POISSON, FRAIS OU CCNG.
		EXPLOS., FUSES, CAPS	4,388		4,388	EXPLCS., AMRCES, DET.
PORT TOTAL		4,388 *	100 *	4,488 *	TOTAL DU PORT	

TABLE 6. CARGOES HANDLED AT CANADIAN PORTS, TO AND FROM FOREIGN COUNTRIES.

TABLEAU 6. MARCHANDISES MANUTENTIONNEES DANS LES PORTS CANADIENS, A DESTINATION OU EN PROVENANCE DE PAYS ETRANGERS.

PORT PORT	COMMODITY	TONS LOADED TONNES CHARGÉES	TONS UNLOADED TONNES DECHARGÉES	TOTAL TOTAL	MARCHANDISES	
MULGRAVE	FISH, FRESH OR FROZEN	250		250	POISSON, FRAIS OU CONG.	
	PULPWOOD	9,290		9,290	BCIS A PATE	
	EXPLOS., FUSES, CAPS	223		223	EXPLCS., AMERCES, DET.	
	PORT TOTAL	9,763 *	*	9,763 *	TOTAL DU PORT	
NORTH SYDNEY	CATTLE	232	137	369	BOVINS	
	LIVE ANIMALS, NES	13		13	ANIMAUX VIVANTS, NCA	
	MEAT, FRESH OR FROZEN	332		332	VIANDE, FRAICHE / CONG.	
	MEAT AND MEAT PREP. NES	14		14	VIANDES ET PREP. NDA	
	FISH, FRESH OR FROZEN	557	80	637	POISSON, FRAIS OU CONG.	
	SHELL FISH, NES		4	4	MOLLUSQUES CRUST., NDA	
	DAIRY PROD., EGGS, HONEY	7		7	PROD. LAIT., OEUFS, MIEL	
	CEREALS UNMILLED, NES	170		170	CEREALES NON MOUT., NDA	
	WHEAT FLOUR	316		316	FARINE DE BLE	
	CEREALS MILLED, NES	15		15	CEREALES MOUT., NDA	
	BAKERY PROD., INC. FROZEN	3		3	PROD. BOUL., PROD. CONG.	
	FRESH FRUITS, BERRIES	419		419	FRUITS, BAIES FRAIS	
	FRUITS, PREP. CANNED	35		35	FRUITS PREP. EN BCITE	
	POTATOES	297		297	POMMES DE TERRE	
	VEGETABLES, FRESH	610		610	LEGUMES, FRAIS	
	VEGETABLE PREP. NES	66		66	PREP. DE LEGUMES NDA	
	SUGAR, NES	75		75	SUCRE, NDA	
	MISC. FOOD PREP. NES	105		105	DIV. PREP. ALIM. NCA	
	HAY, FORAGE, STRAW	2,535		2,535	FOIN, FOURRAGE, PAILLE	
	GROUND CEREALS NES	881		881	CEREALES MOUT., NCA	
	CONC. COMPLETE FEEDS	7		7	CONC., PROD. COMPLETES	
	DIST. ALCOHOLIC BEV.	19		19	BISS. ALCOOL. DIST.	
	RAW HIDES AND SKINS		18	18	PEAUX ET CUIRS BRUT	
	COAL, BITUMINOUS	409		409	CHARBON BITUMEUX	
	ASBESTOS	2		2	AMIANTE	
	LUMBER AND TIMBER	424		424	BCIS DCEUVRE ET CHARP.	
	SHINGLES AND SHAKES	21		21	BARDEAUX, BARC. FACACE	
	VENEER, PLYWOOD	148		148	PLACAGES, CONTRE-PLAQ.	
	WOOD FAB. MATERIALS	37		37	CEMI-PRODUITS EN BCIS	
	TEXTILE FAB. MTL NES	86		86	OUVR. EN MAT. TEXT. NDA	
	FUEL OIL	279		279	MAZOUT	
	LUBRICATING OIL, GREASE	104		104	HUILE, GRAISSE LUBRIF.	
	ASPHALTS, ROAD OILS	25		25	ASPHALTE, BITUME LICQ.	
	PETROL. COAL PROD. NES	47		47	DERIVE PETR. CHARB. NCA	
	BARNS AND RODS, STEEL	21		21	BARRES ET TIGES ACIER	
	METAL FAB. BASIC PROD.	234	2	236	OUVR. DE BASE EN METAL	
	CEMENT	40		40	CIMENT	
	MACHINERY NES		28	28	MACHINES NCA	
	PASS. AUTOS AND CHASSIS	42	6	48	VOITURES PART., CHASSIS	
	TRUCKS AND CHASSIS	4		4	CAMIONS ET CHASSIS	
	MOTOR VEHICLE ENGINES	15		15	MOTEURS DE VEH. AUTOM.	
	ROAD MOTOR VEH. NES		2	2	VEH. AUTOM. ROUTIERS NCA	
	SHIPS, AIRCRAFT, MIS. VEH		1	1	NAVIRES, AVIONS, VEH. DIV	
	EQUIPMENT MISC.	127	9	136	MATERIEL DIVERS	
	PERSONAL, HSEMCLD GOODS	48		48	ART. PERS. ET MENAGERS	
	CONTAINERS, CLOSURES	33	112	145	CONTENEURS, FERMETURES	
	MISC. END PRODUCTS NES	9		9	PRODUITS FINIS DIV. NDA	
	GENERAL CARGO	225	115	340	MARCHANDISES DIVERSES	
	PORT TOTAL	9,088 *	514 *	9,602 *	TOTAL DU PORT	
	PARRSPORE	PULPWOOD	1,988		1,988	BOIS A PATE
		LUMBER AND TIMBER	7,336		7,336	BCIS DCEUVRE ET CHARP.
		PORT TOTAL	9,324 *	*	9,324 *	TOTAL DU PORT
	PICTOU	METALLIC SALTS		4,578	4,578	SELS METALLIQUES
		POTASH		3,100	3,100	POTASSE
		PORT TOTAL	*	7,678 *	7,678 *	TOTAL DU PORT
	PORT HAWKESBURY	FISH, FRESH OR FROZEN	160		160	POISSON, FRAIS OU CONG.
		PULPWOOD	4,032		4,032	BCIS A PATE
CRUDE PETROLEUM		23,575	2,383,931	2,407,506	PETROLE BRUT	
GYPNUM		351,951		351,951	GYPSE	
PULP		29,138	6,858	35,996	PATE	
NEWSPRINT PAPER		4,887		4,887	PAPIER JOURNAL	
INORGANIC CHEMS. NES			18,993	18,993	PROD. CHIM. INORG. NCA	
PLASTIC MATERIALS			2	2	MATIERES PLASTIQUES	
FUEL OIL		905,843	209,504	1,115,347	MAZOUT	
PETROL. COAL PROD. NES		42,275	5,654	47,929	DERIVE PETR. CHARB. NCA	
METAL FAB. BASIC PROD.			4	4	OUVR. DE BASE EN METAL	
MACHINERY NES			672	672	MACHINES NCA	
PASS. AUTOS AND CHASSIS		2		2	VOITURES PART., CHASSIS	
PORT TOTAL		1,361,863 *	2,625,618 *	3,987,481 *	TOTAL DU PORT	
PUGWASH		PULPWOOD	10,395		10,395	BOIS A PATE
	SALT	60,338		60,338	SEL	
	LUMBER AND TIMBER	19		19	BCIS DCEUVRE ET CHARP.	
	PORT TOTAL	70,752 *	*	70,752 *	TOTAL DU PORT	

TABLE 6. CARGOES HANDLED AT CANADIAN PORTS, TO AND FROM FOREIGN COUNTRIES.

TABLEAU 6. MARCHANDISES MANUTENTIONNEES DANS LES PORTS CANADIENS, A DESTINATION OU EN PROVENANCE DE PAYS ETRANGERS.

PORT	COMMODITY	TONS LOADED TONNES CHARGÉES	TONS UNLOADED TONNES DÉCHARGÉES	TOTAL TOTAL	MARCHANDISES
SHEET HARBOUR	PULP	16,925		16,925	PATE
	PORT TOTAL	16,925 *	*	16,925 *	TOTAL DU PORT
SHELBURNE	STRUCTURAL SHAPES	1,039		1,039	PROFILES DE CONSTRUCT.
	PORT TOTAL	1,039 *	*	1,039 *	TOTAL DU PORT
SYDNEY	LIVE ANIMALS, NES	2		2	ANIMAUX VIVANTS, NCA
	FRESH FRUITS, BERRIES	61		61	FRUITS, BAIES FRAIS
	NUTS, EXC. OIL NUTS NES		1,062	1,062	NOIX, SAUF OLEAG. NDA
	VEGETABLES, FRESH	60		60	LEGUMES, FRAIS
	COFFEE		1,301	1,301	CAFE
	MISC. FOOD PREP. NES	10		10	DIV. PREP. ALIM. NDA
	HAY, FORAGE, STRAW	15		15	FOIN, FOURRAGE, PAILLE
	PULPWOOD	6,650		6,650	BOIS A PATE
	IRON ORE AND CONC		96,126	96,126	MINERAL, CONC. DE FER
	COAL, BITUMINOUS	24,864		24,864	CHARBON BITUMINEUX
	COAL, NES		70,425	70,425	CHARBON, NDA
	FLUORSPAR		5,773	5,773	SPATH FLUOR
	EXPLOS., FUSES, CAPS	549		549	EXPLOS., AMCRCES, DET.
	FUEL OIL		155,285	155,285	MAZOUT
	COKE		171,932	171,932	COKE
	FERRO-ALLOYS	1,318	12,158	13,476	FERRC-ALLIAGES
	PRIMARY IRON, STEEL NES	78,450		78,450	FER, ACIER PRIMAIR. NCA
	BARNS AND RODS, STEEL	12,722		12,722	BARRES ET TIGES ACIER
	RAILS & TRACK MATERIAL	30,743		30,743	RAILS, MAT. VOIE FERREE
	METAL FAB. BASIC PROD.	10		10	OUVR. DE BASE EN METAL
	MACHINERY NES		1	1	MACHINES NCA
	PASS. AUTCS AND CHASSIS		2,736	2,736	VEHICULES PART., CHASSIS
	MOTOR VEHICLE ENGINES		8	8	MOTEURS DE VEH. AUTOM.
	EQUIPMENT MISC.	15		15	MATERIEL DIVERS
	CONTAINERS, CLOSURES		3	3	CONTENEURS, FERMETURES
	PORT TOTAL	155,469 *	516,810 *	672,279 *	TOTAL DU PORT
WALTON	COPPER ORE AND CONC.	27		27	MINERAL, CONC. CUIVRE
	LEAD ORE AND CONC.	598		598	MINERAL, CONC. DE PLOMB
	ORES AND CONC. NES	1		1	MINERAIS ET CONC. NCA
	SLAG, CROSS-BY-PRODUCTS	637		637	POUS. GUEUL. SCCR. PROD.
	BARYTES, NATURAL	69,550		69,550	PARYTIENE NATURELLE
	GYPSSUM	12,716		12,716	GYPSE
	PORT TOTAL	83,529 *	*	83,529 *	TOTAL DU PORT
WYNDHOPE	FRUITS, PREP. CANNED	3		3	FRUITS PREP. EN BOITE
	PULPWOOD	4,682		4,682	BOIS A PATE
	LUMBER AND TIMBER	4,650		4,650	BOIS D'OEUVRE ET CHARP.
	SHIPS, AIRCRAFT, MIS. VEH	3		3	NAVIRES, AVIONS, VEH. DIV
	PORT TOTAL	9,338 *	*	9,338 *	TOTAL DU PORT
WOLFVILLE	SOYA. OIL MEAL, CAKE		2,001	2,001	FARINE TOURT. GR. SOYA
	PULPWOOD	4,250		4,250	BOIS A PATE
	POTASH		1,750	1,750	POTASSE
	PORT TOTAL	4,250 *	3,751 *	8,001 *	TOTAL DU PORT
YARMOUTH	CATTLE	216	53	269	BOVINS
	LIVE ANIMALS, NES		33	33	ANIMAUX VIVANTS, NCA
	FISH, FRESH OR FROZEN	10,430	236	10,666	POISSON, FRAIS OU CONG.
	FISH, SALTED OR CURED	95		95	POISSON, SALE OU FUME
	LOBSTER	2,573		2,573	ECRABOT
	MILK POWDER	5		5	LAIT EN POUDDRE
	CORN MEAL AND FLOUR		40	40	SEMOLLE, FARINE DE MAIS
	WHEAT FLOUR		263	263	FARINE DE BLE
	APPLES	17		17	POMMES
	FRESH FRUITS, BERRIES		4	4	FRUITS, BAIES FRAIS
	FRUIT JUICES	292	159	451	JUS DE FRUIT
	FRUITS, PREP. CANNED		100	100	FRUITS PREP. EN BOITE
	VEGETABLES, FRESH	219	562	781	LEGUMES, FRAIS
	SPICES	66	14	80	EPICES
	WINES		9	9	VINS
	DIST. ALCOHOLIC BEV.	37	6	43	BOISS. ALCOOL. DIST.
	CRUDE ANIMAL PROD. NES	35		35	PR. BRUTS CRIC. ANIM. NCA
	NURSERY, GREENHOUSE STOCK	8		8	PR. CC. PEPINIERE, SERRE
	CRUDE VEG. PROD. NES	372		372	PR. BRUTS CRIG. VEG. NCA
	PULPWOOD	720		720	BOIS A PATE
	TEXTILE FIBRES NES		187	187	FIBRES TEXTILES NCA
	COAL, BITUMINOUS		82	82	CHARBON BITUMINEUX
	COTTON, TEXTILE WASTE		11	11	DECHETS DE COTON, TEXT.
	LUMBER AND TIMBER		28	28	BOIS D'OEUVRE ET CHARP.
	WOOD FAB. MATERIALS	18		18	DEMI-PRODUITS EN BOIS
	NEWSPRINT PAPER	62		62	PAPIER JOURNAL
	PAPER NES	124	17	141	PAPIER NCA
	BLDG. PAPER AND BOARD		50	50	PLAQ. CONSTR., PAP/CART.
	CORDAGE, TWINE, ROPE		60	60	CORDAGE, FICELLE, CERDE
	TEXTILE FAB. MTL NES	202	353	555	OUVR. EN MAT. TEXT. NCA
	OILS, FATS, WAXES NES		15	15	MUL. MAT. GRAS. CIRE NCA

TABLE 6. CARGOES HANDLED AT CANADIAN PORTS, TO AND FROM FOREIGN COUNTRIES.

TABLEAU 6. MARCHANDISES MANUTENTIONNEES DANS LES PORTS CANADIENS, A DESTINATION DU EN PROVENANCE DE PAYS ETRANGERS.

PORT PORT	COMMODITY	TONS LOADED TONNES CHARGÉES	TONS UNLOADED TONNES DECHARGÉES	TOTAL TOTAL	MARCHANDISES
YARMOUTH (CONTD. - SUITE)	INORGANIC CHEMS. NES		14	14	PRCD.CHIM.INCRG.NDA
	ORGANIC CHEMICALS NES	5	207	212	PRCD.CHIM.CRGAN.NDA
	AGRICULTURAL CHEMICALS	235		235	PRCD.CHIM.AGRICOLES
	DYESTUFF,PIGMENT,PAINT	6		6	MAT.COLOR.PIE.PEINTURE
	LUBRICATING OIL,GREASE	3	5	8	HUILE,GRAISSE LUBRIF.
	COAL TAR,PITCH		14	14	GCUDRCN,BRAI DE ECUIL.
	PETROL.COAL PROD.NES		11	11	CEAIVE PETR.CHARB.NDA
	CASTINGS,FDGINGS	43		43	MCUL.PIECES FORGEES
	METAL FAB.BASIC PROD.	81	399	480	CUVR.DE BASE EN METAL
	MACHINERY NES	107	925	1,032	MACHINES NDA
	PASS.AUTOS AND CHASSIS	12	4	16	VCITURES PART.,CHASSIS
	ROAD MOTOR VEH. NES		138	138	VEH.AUTOM.POUTIERS NDA
	SHIPS,AIRCRAFT,MIS.VEH	21	82	103	NAVIRES,AVIONS,VEH.DIV
	PERSONAL,HOUSEHOLD GOODS	4	153	157	ARI.PERS.ET MENAGERS
	CONTAINERS,CLOSURES		881	881	CCNTENEURS,FERMETURES
	MISC. END PRODUCTS NES	36	72	108	PRODUITS FINIS DIV.NDA
GENERAL CARGO	49	161	210	MARCHANDISES DIVERSES	
PORT TOTAL	16,093 *	5,392 *	21,485 *	TOTAL DU PORT	
NS.-NES/N-E.-NOA	MEAT,FRESH OR FROZEN	204		204	VIANDE,FRAICHE / CCNG.
	FISH,FRESH OR FROZEN	610		610	POISSON,FRAIS DU CCNG.
	SHELL FISH,NES	288		288	MOLLUSQUES CRUST.,NDA
	CONC.COMPLETE FEEDS	130		130	CCNG.,PRCV.COMPLETES
	CRUDE ANIMAL PRCD.NES	162		162	PR.BRUTS ORIG.ANIM.NDA
	PULPWOOD	13,094		13,094	BCIS A PATE
	WASTE AND SCRAP NES	120		120	DECHETS ET REBUTS NDA
	CONTAINERS,CLOSURES		75	75	CONTENEURS,FERMETURES
	PORT TOTAL	14,608 *	75 *	14,683 *	TOTAL DU PORT
PROVINCE TOTAL	7,240,681 **	8,530,515 **	15,771,196 **	TOTAL DU PROVINCE	
NEW BRUNSWICK / NOUVEAU-BRUNSWICK	METALLIC SALTS		2,000	2,000	SELS METALLIQUES
	PULP	1,842		1,842	PATE
	PAPERBOARD	57,107		57,107	CARTON
	ZINC AND ALLOYS	605		605	ZINC ET ALLIAGES
	PORT TOTAL	59,554 *	2,000 *	61,554 *	TOTAL DU PORT
BELLEFUNE	COPPER ORE AND CONC.	20,117		20,117	MINERAI,CCNG. CUIVRE
	LEAD ORE AND CONC.	3,305		3,305	MINERAI,CCNG.DE PLOMB
	ZINC ORE AND CONC.	14,715		14,715	MINERAI,CCNG.DE ZINC
	SLAG,DROSS,BY-PRODUCTS	3,733		3,733	PCUS.GUEUL.SCCR.PRLC.
	PHOSPHATE ROCK		136,532	136,532	ROCHE PHOSPHATEE
	PAPERBOARD	2,232		2,232	CARTON
	FERTILIZERS NES	28,956		28,956	ENGRAIS CHIMIQUE NDA
	LEAD AND ALLOYS	9,428		9,428	PLOMB ET ALLIAGES
	ZINC AND ALLOYS	13,214		13,214	ZINC ET ALLIAGES
	NON-FERROUS METALS NES	3		3	METAUX NON-FERREUX NDA
	PORT TOTAL	95,703 *	136,532 *	232,235 *	TOTAL DU PORT
CARAQUET	MEAT,FRESH OR FROZEN	120		120	VIANDE,FRAICHE / CCNG.
	FISH,FRESH DR FROZEN	2,283		2,283	POISSON,FRAIS DU CCNG.
	PULPWOOD	3,236		3,236	BCIS A PATE
	PORT TOTAL	5,639 *		5,639 *	TOTAL DU PORT
DALHOUSIE	LEAD ORE AND CONC.	65,066		65,066	MINERAI,CCNG.DE PLOMB
	ZINC ORE AND CONC.	209,128		209,128	MINERAI,CCNG.DE ZINC
	ORES AND CONC.NES	2,034		2,034	MINERAIS ET CCNG.NDA
	WASTE AND SCRAP NES		36	36	DECHETS ET REBUTS NDA
	LUMBER AND TIMBER	125		125	BOIS DCEUVRE ET CHARP.
	PULP	7,907		7,907	PATE
	NEWSPRINT PAPER	196,238		196,238	PAPIER JOURNAL
	PAPERBOARD		24	24	CARTON
	METALLIC SALTS		8,259	8,259	SELS METALLIQUES
	INORGANIC CHEMS. NES	31		31	PRCD.CHIM.INCRG.NDA
	FUEL OIL		263,112	263,112	MAZOUT
	ZINC AND ALLOYS	693		693	ZINC ET ALLIAGES
	NON-FERROUS METALS NES	32		32	METAUX NON-FERREUX NDA
	PASS.AUTOS AND CHASSIS	1		1	VCITURES PART.,CHASSIS
CONTAINERS,CLOSURES		524	524	CCNTENEURS,FERMETURES	
PORT TOTAL	481,255 *	271,955 *	753,210 *	TOTAL DU PORT	
GRAND MANAN	FISH,FRESH OR FROZEN	8,993		8,993	POISSON,FRAIS DU CCNG.
	LOBSTER	3		3	CRUSTACE
	CRUDE ANIMAL PRCD.NES	789		789	PR.BRUTS ORIG.ANIM.NDA
	WASTE AND SCRAP NES	6		6	DECHETS ET REBUTS NDA
	PORT TOTAL	9,791 *		9,791 *	TOTAL DU PORT
MONCTON	PULPWOOD	5,672		5,672	BCIS A PATE
	SAND AND GRAVEL		14,094	14,094	SABLE ET GRAVIERS
	PORT TOTAL	5,672 *	14,094 *	19,766 *	TOTAL DU PORT

TABLE 6. CARGOES HANDLED AT CANADIAN PORTS, TO AND FROM FOREIGN COUNTRIES.

TABLEAU 6. MARCHANDISES MANUTENTIONNEES DANS LES PORTS CANADIENS, A DESTINATION OU EN PROVENANCE DE PAYS ETRANGERS.

PORT	COMMODITY	TONS LOADED TONNES CHARGÉES	TONS UNLOADED TONNES DECHARGÉES	TOTAL TOTAL	MARCHANDISES
NEWCASTLE	FISH, FRESH OR FROZEN	452		452	POISSON, FRAIS OU CONG.
	FISH, CANNED	15		15	POISSON EN ECITES
	BOLTS, ROUND TIMBER	9,825		9,825	BILLETS, BOIS RONDS
	LEAD ORE AND CONC.	34,252		34,252	MINERAL, CONC. DE PLYMB
	ZINC ORE AND CONC.	67,828		67,828	MINERAL, CONC. DE ZINC
	LUMBER AND TIMBER	368		368	BOIS D'OEUVRE ET CHARP.
	PULP	132,329		132,329	PATE
	PAPERBOARD	10,957		10,957	CARTON
	SHIPS, AIRCRAFT, MIS. VEH	1		1	NAVIRES, AVIONS, VEH. CIV
	CONTAINERS, CLOSURES		20	20	CONTENEURS, FERMETURES
PORT TOTAL	256,027 *	20 *	256,047 *	TOTAL DU PORT	
SAINT JOHN	CATTLE	542		542	BOVINS
	LIVE ANIMALS, NES	387		387	ANIMAUX VIVANTS, NCA
	MEAT, FRESH OR FROZEN	2,308	7,698	10,006	VIANDE, FRAICHE / CONG.
	MEAT AND MEAT PREP. NES	9	4,888	4,897	VIANDES ET PREP. NCA
	FISH, FRESH OR FROZEN	764	553	1,317	POISSON, FRAIS OU CONG.
	FISH, SALTED OR CURED	67		67	POISSON, SALE OU FUME
	FISH, CANNED	2,615	710	3,325	POISSON EN ECITES
	LOBSTER		399	399	HOMARD
	SHELL FISH, NES	5	213	218	MOLLUSQUES CRUST., NCA
	CHEESE	36	76	112	FROMAGE
	MILK POWDER	9,731	172	9,903	LAIT EN POUFRE
	DAIRY PROD., EGGS, HONEY		10	10	PRD. LAIT., OEUFS, MIEL
	OATS	300		300	AVOINE
	RYE	14,315		14,315	SEIGLE
	WHEAT	475,552		475,552	BLE
	CEREALS UNMILLED, NES		18	18	CEREALES NON MOUL., NCA
	MALT AND MALT FLOUR	2,536		2,536	MALT ET FARINE DE MALT
	WHEAT FLOUR	271,596		271,596	FARINE DE BLE
	BAKERY PROD., INC. FROZEN	1	45	46	PRD. BOUL., PRD. CONG.
	MACARONI, CEREAL PROD.	32	3,616	3,648	PATES ALIM. PRD. CEREAL
	APPLES	288		288	POMMES
	BANANAS AND PLANTAINS		23,497	23,497	BANANES ET PLANTAINS
	FRESH FRUITS, BERRIES	64,665	1,495	66,160	FRUITS, BAIES FRAIS
	DRIED FRUITS	18	823	841	FRUITS SECS
	FRUIT JUICES	206	1,920	2,126	JUS DE FRUIT
	FRUIT, PRES. NOT CANNED	5	159	204	CONC. FRUITS NCA ECITE
	FRUITS, PREP. CANNED		502	502	FRUITS PREP. EN ECITE
	PEANUTS		75	75	CACAHUETES
	NUTS, EXC. OIL NUTS NES	11	1,936	1,947	NOIX, SAUF OLEAG. NCA
	POTATOES	44,297		44,297	POMMES DE TERRE
	VEGETABLES, FRESH	248	74	322	LEGUMES, FRAIS
	VEGETABLES, FROZEN	733		733	LEGUMES, CONGELÉS
	VEGETABLES, DRIED	3,310	60	3,370	LEGUMES, SECS
	VEGETABLE PREP. NES	40	1,017	1,057	PREP. DE LEGUMES NCA
	RAW SUGAR		320,578	320,578	SUCRE BRUT
	SUGAR, NES	109		109	SUCRE, NCA
	MOLASSES, CRUDE		13,238	13,238	MELASSE, BRUTE
	SUGAR PREPARATIONS	15	262	277	PREP. A BASE DE SUCRE
	COCOA AND CHOCOLATE		198	198	CACAO ET CHOCOLAT
	COFFEE		905	905	CAFE
	TEA		4,030	4,030	THE
	SPICES	6	74	80	EPICES
	SHORTENING	17		17	GRAISSE CULINAIRE
	SAUSAGE SKINS, CASINGS	53	121	174	BOYAUX A SAUCISSES
	MISC. FOOD PREP. NES	3,443	2,049	5,492	DIV. PREP. ALIM. NCA
	GROUND CEREALS NES	29		29	CEREALES MOUTUES NCA
	FEEDS, VEGETABLE ORIGIN		1	1	PRD. D'ORIGINE VEGETALE
	FEEDS OF ANIMAL ORIGIN	110		110	PRD. D'ORIGINE ANIMALE
	NON-ALCOHOLIC BEVERAGE	1	42	43	BOISSONS NON-ALCOOLIC.
	ALE, BEER, STOUT, PORTER		231	231	ALE, BIÈRE, STOUT, PORTER
	WINES	2	839	841	VINS
	DIST. ALCOHOLIC BEV.	16	82	98	BOISS. ALCOOL. DIST.
	TOBACCO NES	161	2	163	TABACS NCA
	RAW HIDES AND SKINS	524	11	535	PEAUX ET CUIRS BRUT
	CRUDE ANIMAL PROD. NES		75	75	PR. BRUTS ORIG. ANIM. NCA
	SEEDS FOR SOWING NES	520		520	GRAINES DE SEMENCE NCA
	FLAXSEED	1,682		1,682	GRAINE DE LIN
	MUSTARD SEED	49		49	GRAINE DE MOUTARDE
	RAPESEED	2,491		2,491	GRAINE DE COLZA
	NURSERY, GREENHSE STOCK		50	50	PRD. PEPINIERE, SERRE
	RUBBER, ALLIED GUMS, NAT	33	22	55	CAOUTCHOUC GOMMES NAT.
	CRUDE VEG. PROD. NES		70	70	PR. BRUTS ORIG. VEG. NCA
	BOLTS, ROUND TIMBER	21		21	BILLETS, BOIS RONDS
	PULPHOOD	49,338		49,338	BOIS A PATE
	CRUDE WOOD MTLs. NES	235		235	MATIERES BOIS BRUT NCA
WOOL AND ANIMAL HAIR	37	581	618	LAINE, POILS ANIMAL	
TEXTILE FIBRES NES	1,587	3,725	5,312	FIBRES TEXTILES NCA	
NICKEL-COPPER ORE	3,496	2,409	5,905	MINER. DE CUIVRE-NICKEL	
IRON AND STEEL SCRAP	57		57	DECHETS DE FER, DACIER	

TABLE 6. CARGOES HANDLED AT CANADIAN PORTS, TO AND FROM FOREIGN COUNTRIES.

TABLEAU 6. MARCHANDISES MANUTENTIONNEES DANS LES PORTS CANADIENS, A DESTINATION OU EN PROVENANCE DE PAYS ETRANGERS.

PORT PORT	COMMODITY	TONS LOADED TONNES CHARGÉES	TONS UNLOADED TONNES DECHARGÉES	TOTAL TOTAL	MARCHANDISES
SAINT JOHN (CONTO. - SUITE)	NON-FERROUS MET-SCRAP	80		80	DECHETS METAL.NON FER.
	CRUDE PETROLEUM		3,843,385	3,843,385	PETROLE BRUT
	ASBESTOS	8,951		8,951	AMIANTE
	DOLOMITE	699		699	DOLOMITE
	CLAY MATERIALS NES	214		214	MATIERES ARGIL.NDA
	STONE,CRUDE NES		1,996	1,996	PIERRE BRUTE NCA
	PHOSPHATE ROCK	16		16	ROCHE PHOSPHATEE
	SALT	21		21	SEL
	SULPHUR IN ORES		4,247	4,247	SCUFRE EN MINERAI
	CRUDE NON-MET.MIN.NES	1,001	100	1,101	MIN.NON-MET.BRUTS NDA
	COTTON,TEXTILE WASTE	495		495	DECHETS DE COTON,TEXT.
	WASTE AND SCRAP NES	2,030		2,030	DECHETS ET REBUTS NDA
	RUBBER FAB.MATERIALS	71	106	177	DEMI-PROD.CAOUTCHUC
	LUMBER AND TIMBER	8,844	321	9,165	BOIS DOEUVRE ET CHARP.
	FLOORING	82		82	LAMES POUR PARQUET
	RAILWAY TIES	1,529		1,529	TRAVERSES DE CH. FER
	VENEER,PLYWOOD	4		4	PLACAGES,CONTRE-PLAQ.
	WOOD FAB.MATERIALS	895	9	904	DEMI-PRODUITS EN BOIS
	PULP	158,148		158,148	PATE
	NEWSPRINT PAPER	150,826		150,826	PAPIER JOURNAL
	PAPER NES	3,017		3,017	PAPIER NCA
	PAPERBOARD	23,694		23,694	CARTON
	BLDG.PAPER AND BOARD	201		201	PLAQ.CONSTR.,PAP/CART.
	WET MACHINE BOARD	1,847		1,847	CARTON EN PATE PRESSE
	CORDAGE,TWINE,ROPE		904	904	CCORCAGE,FICELLE,CORDE
	JUTE WOVEN FABRICS		6,263	6,263	TISSUS DE JUTE
	TEXTILE FAB.MTL NES	393	1,904	2,297	OUVR.EN MAT.TEXT.NCA
	ANIMAL OILS,EXC.MARINE	55	1	56	HUIL.ANIM.SAUF AN.MAR.
	VEG.OILS,FATS NES	12	342	354	HUIL.MAT.GRAS,VEG.NCA
	OILS,FATS,WAXES NES	171		171	HUIL.MAT.GRAS.CIRE NCA
	METALLIC SALTS	26	190	216	SELS METALLIQUES
	INORGANIC CHEMS. NES	1,821	71,649	73,470	PROD.CHIM.INCRE.NCA
	GLYCOL	6	50	56	GLYCOL
	ORGANIC CHEMICALS NES	2,667	404	3,071	PROD.CHIM.ORGAN.NDA
	EXPLOS., FUSES, CAPS	15	5	20	EXPLOS.,AMRCES, DET.
	POTASH		19,504	19,504	POTASSE
	FERTILIZERS NES	14	12,689	12,703	ENGRAIS CHIMIQUE NCA
	AGRICULTURAL CHEMICALS	47		47	PROD.CHIM.AGRICOLES
	SYNTHETIC RUBBER	1,896	59	1,955	CAOUTCHUC SYNTHETIQUE
	PLASTIC MATERIALS	2,825	492	3,317	MATIERES PLASTIQUES
	DYES,STUFF,PIGMENT,PAINT	59	141	200	MAT.COLOR.PIG.PEINTURE
	CHEM.SPECIALTIES NES	2,041	128	2,169	PROD.CHIM.SPECIALIUX NDA
	FUEL OIL	156,754	283,075	439,829	MAZOUT
	LUBRICATING OIL,GREASE	67	3,186	3,253	HUILE,GRASSE LUBRIF.
	ASPHALTS,ROAD OILS	5		5	ASPHALTE,BITUME LIQE.
	COAL TAR,PITCH	22	120	142	GOUDRON,BAI DE BOUIL.
	PETROL,CDAL PROD.NES	10,015		10,015	DERIVE PETR.CHARB.NDA
	FERRD-ALLOYS	118	1,585	1,703	FERRC-ALLIAGES
	PRIMARY IRON,STEEL NES		23	23	FER,ACIER PRIMAIR.NCA
	BAR AND RODS,STEEL	1,400	6,135	7,535	BARRES ET TIGES ACIER
	PLATE & SHEET STEEL	12,787	6,964	19,751	TOLES,FEUILLES D'ACIER
	STRUCTURAL SHAPES	6,928	20,436	27,364	PROFILES DE CONSTRUCT.
	RAILS & TRACK MATERIAL	11		11	RAILS,MAT.VOIE FERREE
	PIPES,TUBES:IRON,STEEL	924	990	1,914	TUYAUX,TUBES:FER,ACIER
	WIRE	399	268	667	FIL METALLIQUE
	ALUMINIUM	10,766	43	10,809	ALUMINIUM
	COPPER AND ALLOYS	4,815	157	4,972	CUIVRE ET ALLIAGES
	LEAD AND ALLOYS	81		81	PLOMB ET ALLIAGES
	NICKEL AND ALLOYS	2,205		2,205	NICKEL ET ALLIAGES
	ZINC AND ALLOYS	6,063	8	6,071	ZINC ET ALLIAGES
	NON-FERROUS METALS NES	609		609	METALX NON-FERREUX NCA
	METAL FAB.BASIC PROD.	1,837	1,247	3,084	CUVR.DE BASE EN METAL
	BRICKS,TILES NES	662	110	772	BRICKES,TUILES NCA
	GLASS BASIC PRODUCTS	940	140	1,080	CUVR.DE BASE EN VERRE
	CEMENT	7	93	100	CIMENT
	NON-MET.MIN.BASIC PROD	99	525	624	PROD.MIN.NON-MET.BASE
	MISC.FABRICATED PROD.	79	89	168	CUVRAGES DIVERS
	TRACTORS	593	175	768	TRACTEURS
	MACHINERY NES	14,984	6,963	21,947	MACHINES NCA
	RAILWAY ROLLING STOCK	8,892		8,892	MAT.ROLL.DE CH.DE FER
	PASS.AUTOS AND CHASSIS	11,830	24,598	36,428	VEICURES PART.,CHASSIS
	TRUCKS AND CHASSIS	1,242	121	1,363	CAMIONS ET CHASSIS
	MOTOR VEHICLE ENGINES	3,271	66	3,337	MOTEURS DE VEH.AUTOM.
	ROAD MOTOR VEH. NES		322	322	VEH.AUTOM.ROUTIERS NCA
	SHIPS,AIRCRAFT,MIS.VEH	49	336	385	NAVIRES,AVIONS,VEH.DIV
	RUBBER TIRES AND TUBES	4	962	966	PNEUS, CHAMBRES A AIR
	EQUIPMENT MISC.	1,061	2,834	3,895	MATERIEL DIVERS
	PERSONAL,HOUSEHOLD GOODS	843	5,273	6,116	ART.PERS.ET MENAGERS
	FIREARMS,AMMUNITION	3	1	4	ARMES A FEU,MUNITIONS
	CONTAINERS,CLOSURES	626	531	1,157	CONTENEURS,FERMETURES
	MISC. END PRODUCTS NES	950	306	1,256	PRODUITS FINIS DIV.NCA
	GENERAL CARGO	1,838	2,157	4,025	MARCHANDISES DIVERSES
	CONTAINERIZED FREIGHT	58,054	41,620	99,674	FRET CONTENEURESE
	PORT TOTAL	1,655,203 *	4,775,979 *	6,431,182 *	TOTAL DU PORT

TABLE 6. CARGOES HANDLED AT CANADIAN PORTS, TO AND FROM FOREIGN COUNTRIES.

TABLÉAU 6. MARCHANDISES MANUTENTIONNÉES DANS LES PORTS CANADIENS, À DESTINATION OU EN PROVENANCE DE PAYS ÉTRANGERS.

PORT PORT	COMMODITY	TONS LOADED TONNES CHARGÉES	TONS UNLOADED TONNES DECHARGÉES	TOTAL TOTAL	MARCHANDISES	
ST. ANDREWS	FISH,FRESH OR FROZEN	1,358	2,836	4,194	POISSON,FRAIS OU CONG.	
	FISH,SALTED OR CURED		12	12	POISSON,SALE CU FUME	
	FISH,CANNED		1,746	1,746	POISSON EN BOITES	
	SHELL FISH,NES	14		14	MOLLUSQUES CRUST.,NDA	
	IRON AND STEEL SCRAP		448	448	DECHETS DE FER, D'ACIER	
	NDN-FERROUS MET.SCRAP		56	56	DECHETS METAL.NON FER.	
	SALT	1,750		1,750	SEL	
	PLATE & SHEET STEEL	65	60	125	TOLES,FEUILLES D'ACIER	
	PORT TOTAL	3,187 *	5,158 *	8,345 *	TOTAL DU PORT	
	N.B.-NES/NDA	FISH,FRESH OR FROZEN	4,669	55	4,724	POISSON,FRAIS CU CONG.
LOBSTER		1		1	HOMARD	
SHELL FISH,NES		104		104	MOLLUSQUES CRUST.,NDA	
VEGETABLE PREP.NES			51	51	PREP. DE LEGUMES NCA	
MISC.FOOD PREP.NES			13	13	DIV.PREP.ALIM.NCA	
FEEDS OF ANIMAL ORIGIN		17		17	PROV.CORIGINE ANIMALE	
CRUDE ANIMAL PROD.NES		305		305	PR.BRUTS ORIG.ANIM.NDA	
PULPWOOD		392		392	BOIS A PATE	
SAND AND GRAVEL			5,618	5,618	SABLE ET GRAVIERS	
WASTE AND SCRAP NES		553		553	DECHETS ET REBUTS NDA	
MACHINERY NES			1	1	MACHINES NCA	
PORT TOTAL		6,041 *	5,738 *	11,779 *	TOTAL DU PORT	
PROVINCE TOTAL		2,578,072 **	5,211,476 **	7,789,548 **	TOTAL DU PROVINCE	
QUEBEC / QUEBEC BAIE COMEAU		BARLEY	946,395	94,813	1,041,208	ORGE
	CRDN	245,114	251,608	496,722	MAIS	
	RYE	13,544		13,544	SEIGLE	
	WHEAT	1,553,836	371,619	1,925,455	BLE	
	FLAXSEED	56,165		56,165	GRAINE DE LIN	
	RAPESEED	7,090		7,090	GRAINE DE COLZA	
	SOYA BEANS	296,511	224,665	521,176	GRAINE DE SOYA	
	PULPWOOD	269,722		269,722	BOIS A PATE	
	ALUMINA,BAUXITE DRES		272,805	272,805	MINERAIS ALUMINE,BAUX.	
	SALT		3,030	3,030	SEL	
	SULPHUR IN DRES		5,600	5,600	SCUFRE EN MINERAI	
	CRUDE NON-MET.MIN.NES		2,222	2,222	MIN.NON-MET.BRUTS NDA	
	WASTE AND SCRAP NES	3,850	1,560	5,410	DECHETS ET REBUTS NCA	
	PULP	3,800		3,800	PATE	
	NEWSPRINT PAPER	355,636		355,636	PAPIER JOURNAL	
	PAPERBOARD		39	39	CARTON	
	INORGANIC CHEMS. NES		11,984	11,984	PROD.CHIM.INORG.NCA	
	CHYM.SPECIALTIES NES	147		147	PROD.CHIM.SPECIALIAUX NCA	
	BITUM. CIL		114,889	114,889	MAZCUT	
	COKE		63,179	63,179	COKE	
	COAL TAR,PITCH		40,203	40,203	COUDRON,BRAI DE BOUIL.	
	FERRO-ALLOYS	22		22	FERRC-ALLIAGES	
	PRIMARY IRON,STEEL NES		1,038	1,038	FER,ACIER PRIMAIR.NCA	
	BAR AND RODS,STEEL	588		588	BARRS ET TIGES ACIER	
	ALUMINUM	80,105		80,105	ALUMINIUM	
	BRICKS,TILES NES		504	504	BRICQUES,TUILES NCA	
	MACHINERY NES		416	416	MACHINES NCA	
	EQUIPMENT MISC.		194	194	MATERIEL DIVERS	
	CONTAINERS,CLOSURES	41	1,494	1,535	CONTENEURS,FERMETURES	
	GENERAL CARGO		184	184	MARCHANDISES DIVERSES	
	PORT TOTAL	3,832,566 *	1,462,046 *	5,294,612 *	TOTAL DU PORT	
	CAP CHAT	LUMBER AND TIMBER	10,256	3,100	13,356	BOIS D'OEUVRE ET CHARP.
		GENERAL CARGO		22	22	MARCHANDISES DIVERSES
PORT TOTAL		10,256 *	3,122 *	13,378 *	TOTAL DU PORT	
CARLETON	LUMBER AND TIMBER	16,307		16,307	BOIS D'OEUVRE ET CHARP.	
	CONTAINERS,CLOSURES		36	36	CONTENEURS,FERMETURES	
PORT TOTAL	16,307 *	36 *	16,343 *	TOTAL DU PORT		
CHANDLER	LUMBER AND TIMBER	246		246	BOIS D'OEUVRE ET CHARP.	
	NEWSPRINT PAPER	55,993		55,993	PAPIER JOURNAL	
	CONTAINERS,CLOSURES		140	140	CONTENEURS,FERMETURES	
	PORT TOTAL	56,239 *	140 *	56,379 *	TOTAL DU PORT	
CHICOUTIMI	METALLIC SALTS		23,460	23,460	SELS METALLIQUES	
	PORT TOTAL	*	23,460 *	23,460 *	TOTAL DU PORT	
CONNACONA	NEWSPRINT PAPER	5,009		5,009	PAPIER JOURNAL	
	PORT TOTAL	5,009 *	*	5,009 *	TOTAL DU PORT	
GASPE	FISH,FRESH OR FROZEN	539		539	POISSON,FRAIS CU CONG.	
	FISH,SALTED OR CURED	421		421	POISSON,SALE CU FUME	
	COPPER ORE AND CONC.		19,835	19,835	MINERAI,CONC. CUIVRE	

TABLE 6. CARGOES HANDLED AT CANADIAN PORTS, TO AND FROM FOREIGN COUNTRIES.

TABLEAU 6. MARCHANDISES MANUTENTIONNEES DANS LES PORTS CANADIENS, A DESTINATION OU EN PROVENANCE DE PAYS ETRANGERS.

PORT PORT	COMMODITY	TONS LOADED TONNES CHARGÉES	TONS UNLOADED TONNES DECHARGÉES	TOTAL TOTAL	MARCHANDISES
GASPE (CONTD. - SUITE)	FISH, MARINE ANIMAL OIL	1,497		1,497	PUILE DE POISSON, AN. MAR
	COPPER AND ALLOYS	3,525		3,525	CUIVRE ET ALLIAGES
	GENERAL CARGO		159	159	MARCHANDISES DIVERSES
	PORT TOTAL	5,982 *	19,994 *	25,976 *	TOTAL DU PORT
GOQBOUT	PULPWOOD	71,325		71,325	BOIS A PATE
	PORT TOTAL	71,325 *	*	71,325 *	TOTAL DU PORT
GRINDSTONE	FISH, FRESH OR FROZEN	5,044		5,044	POISSON, FRAIS OU CONG.
	FEEDS OF ANIMAL ORIGIN	350		350	PROV. D'ORIGINE ANIMALE
	PORT TOTAL	5,394 *	*	5,394 *	TOTAL DU PORT
HAVRE ST. PIERRE	TITANIUM ORE	284,248		284,248	MINERAI DE TITANE
	PORT TOTAL	284,248 *	*	284,248 *	TOTAL DU PORT
MONTREAL	CATTLE	2,961		2,961	BOVINS
	LIVE ANIMALS, NES	1,745	4	1,749	ANIMAUX VIVANTS, NCA
	MEAT, FRESH OR FROZEN	5,112	28,463	33,575	VIANCE, FRAICHE / CONG.
	MEAT, CURED	3,405	837	4,242	VIANCE FUMEE OU SALEE
	MEAT AND MEAT PREP. NES	1,348	3,606	4,954	VIANDES ET PREP. NCA
	FISH, FRESH OR FROZEN	505	3,615	4,120	POISSON, FRAIS OU CONG.
	FISH, SALTED OR CURED	58	51	109	POISSON, SALE OU FUME
	FISH, CANNED	190	449	639	POISSON EN BOITES
	LOBSTER	46	544	590	POUMARD
	SHELL FISH, NES	207	514	721	MOLLUSQUES CRUST., NCA
	BUTTER		10	10	BEURRE
	CHEESE	336	3,324	3,660	FROMAGE
	MILK POWDER	59,603	72	59,675	LAIT EN POUORE
	DAIRY PROD. EGGS, HONEY	5,951	761	6,712	PROD. LAIT., OEUFS, MIEL
	BARLEY	469,780	5,552	475,332	CRGE
	CORN	51,435	73,477	124,912	MAIS
	OATS	3,263		3,263	AVOINE
	WHEAT	2,029,442	23,385	2,052,827	BLE
	CEREALS UNMILLED, NES	265	147	412	CEREALES NON MOUL., NCA
	CORN MEAL AND FLOUR	1,643		1,643	SEMOUNE, FARINE DE MAIS
	CORN STARCH	1		1	FECULE DE MAIS
	MALT AND MALT FLOUR	19,468		19,468	MALT ET FARINE DE MALT
	WHEAT FLOUR	118,839	486	119,325	FARINE DE BLE
	CEREALS MILLED, NES	453		453	CEREALES MOUTUES, NCA
	BAKERY PROD. INC. FROZEN	81	85	166	PROD. BOUL., PROD. CONG.
	MACARONI, CEREAL PROD.	891	832	1,723	PATES ALIM. PROD. CEREAL
	APPLES	389	2,847	3,236	POMMES
	BANANAS AND PLANTAINS		1,394	1,394	BANANES ET PLANTAINS
	FRESH FRUITS, BERRIES		19,393	19,393	FRUITS, BAIES FRAIS
	FROZEN FRUITS, BERRIES	41	433	474	FRUITS, BAIES CONGÉLÉS
	DRIED FRUITS	1	2,335	2,336	FRUITS SECS
	FRUIT JUICES	242	6,107	6,349	JUS DE FRUIT
	FRUIT PULP, PUREE		580	580	PULPE DE FRUIT, PUREE
	FRUIT, PRES. NOT CANNED	41	5,867	5,908	CONS. FRUITS NON BOITE
	FRUITS, PREP. CANNED	402	16,936	17,338	FRUITS PREP. EN BOITE
	PEANUTS	30	164	194	CACAHUETES
	NUTS, EXC. OIL NUTS NES	220	6,555	6,775	NCIX, SAUF CLEAG. NCA
	POTATDES	1,149		1,149	POMMES DE TERRE
	VEGETABLES, FRESH	1,366	2,735	4,101	LEGUMES, FRAIS
	VEGETABLES, FROZEN	872	5	877	LEGUMES, CONGÉLÉS
	VEGETABLES, DRIED	2,918	100	3,018	LEGUMES, SECS
	VEGETABLE PREP. NES	4,945	10,207	15,152	PREP. DE LEGUMES NCA
	RAW SUGAR		512,260	512,260	SUCRE BRUT
	SUGAR, NES	2,002	18	2,020	SUCRE, NCA
	MOLASSES, CRUDE		74,215	74,215	MELASSE, BRUTE
	MOLASSES, REFINED		19,175	19,175	MELASSE, RAFFINEE
	SYRUP	16	45	61	SIRCP
	SUGAR PREPARATIONS	151	1,586	1,737	FREP. A BASE DE SUCRE
	COCOA AND CHOCOLATE	1,160	19,608	20,768	CACAO ET CHOCOLAT
	COFFEE	549	39,347	39,896	CAFE
	TEA		18,655	18,655	THE
	SPICES	52	1,434	1,486	EPICES
	VINEGAR		98	98	VINAIGRE
	SHORTENING	3		3	GRAISSE CULINAIRE
	SAUSAGE SKINS, CASINGS	671	609	1,280	BOYAUX A SAUCISSES
	MISC. FOOD PREP. NES	6,265	12,844	19,109	CIV. PREP. ALIM. NCA
	HAY, FORAGE, STRAW	674	80	754	FEN, FOURRAGE, PAILLE
	HULLS, SCREENINGS, CHAFF	1,784		1,784	ECOLURES, CRIBLURES, BAL
	GROUND CEREALS NES	5,311	29	5,340	CEREALES MOUTUES NCA
	SOYA. OIL MEAL, CAKE	603	25	628	FARINE TOURT. GR. SCYA
	OIL SEED MEAL, CAKE NES	1,939		1,939	FAR. TOURT. CLEAG. NCA
	FEEDS, VEGETABLE ORIGIN	668	52	720	PROV. D'ORIGINE VEGETALE
	CONC. COMPLETE FEEDS	17,652	41	17,693	CONC., PROV. COMPLETES
	NON-ALCOHOLIC BEVERAGE	654	282	936	BOISSONS NON-ALCOOLIC.
	ALE, BEER, STOUT, PORTER	160	884	1,044	ALE, BIÈRE, STOUT, PORTER
	WINES	57	13,808	13,865	VINS
	DIST. ALCOHOLIC BEV.	1,109	10,830	11,939	BOISS. ALCOOL. DIST.
	CIGARETTES	313	29	342	CIGARETTES

TABLE 6. CARGOES HANDLED AT CANADIAN PORTS, TO AND FROM FOREIGN COUNTRIES.

TABLÉAU 6. MARCHANDISES MANUTENTIONNÉES DANS LES PORTS CANADIENS, À DESTINATION OU EN PROVENANCE DE PAYS ÉTRANGERS.

PORT	COMMODITY	TONS LOADED TONNES CHARGÉES	TONS UNLOADED TONNES DECHARGÉES	TOTAL TOTAL	MARCHANDISES
MONTREAL (CONTC. - SUITE)	TOBACCO NES	1,184	369	1,553	TABACS NDA
	RAW HIDES AND SKINS	61,241	533	61,774	PEAUX ET CUIRS BRUT
	CRUDE ANIMAL PROD.NES	143	455	598	PR.BRUTS CRIG.ANIM.NDA
	SEEDS FOR SOWING NES	2,219	827	3,046	GRAINES DE SEMENCE NDA
	FLAXSEED	10,634		10,634	GRAINE DE LIN
	MUSTARD SEED	70		70	GRAINE DE MOUTARDE
	RAPESEED	2,475		2,475	GRAINE DE CCLZA
	SOYA BEANS	87,308	86,993	174,301	GRAINE DE SOYA
	OIL SEEDS,NUTS NES		793	793	GRAINES,NCIX CLEAG.NDA
	NURSERY,GREENHSE STOCK	67	1,371	1,438	PRCD.PEPINIERE,SERRE
	RUBBER,ALLIED GUMS,NAT	263	8,829	9,092	CACUTCHUC GOMMES NAT.
	CRUDE VEG.PROD.NES	23	1,158	1,181	PR.BRUTS CRIG.VEG.NDA
	LCGS	733		733	BILLES
	BOLTS,ROUND TIMBER	92	242	334	BILLETS,PCIS RCNCS
	PULPWOOD	1,072		1,072	ECIS A PATE
	CRUDE WOOD MTL. NES	49	55	104	MATIERES BCIS BRUT NDA
	WOOL AND ANIMAL HAIR	411	2,572	2,983	LAIN.E.PCILS ANIMAL
	TEXTILE FIBRES NES	2,269	15,521	17,790	FIBRES TEXTILES NDA
	ALUMINA,BAUXITE ORES	5,987	8,776	14,763	MINERAIS ALUMINE,BAUX.
	COPPER ORE AND CONC.	7,104		7,104	MINERAI,CCNC. CUIVRE
	IRON ORE AND CONC	1,581	88,220	89,801	MINERAI,CCNC.DE FER
	MANGANESE ORE	23,332	129,411	152,743	MINERAI DE MANGANESE
	NICKEL-COPPER ORE	8,459	4,044	12,503	MINERAI DE CUIVRE-NICKEL
	ZINC ORE AND CONC.	13,832		13,832	MINERAI,CCNC.DE ZINC
	ORES AND CONC.NES	2,095	30,649	32,744	MINERAIS ET CONC.NDA
	IRON AND STEEL SCRAP	567	1,805	2,372	DECHETS DE FER, CACTIER
	NON-FERROUS MET.SCRAP	3,498	18	3,516	DECHETS METAL.ACN FER.
	SLAG,CROSS-BY-PRODUCTS	339	66	405	PCUS.GLEUL.SCCR.PRCD.
	COAL,BITUMINOUS		303,790	303,790	CHARBON BITUMINEUX
	CRUDE PETROLEUM		150,052	150,052	PETROLE BRUT
	NATURAL GAS		96	96	GAZ NATUREL
	ASBESTOS	131,574	2,825	134,399	AMIANTE
	CLAY MATERIALS NES	834	7,263	8,097	MATIERES ARGIL.NDA
	SAND AND GRAVEL	747	3,200	3,947	SABLE ET GRAVIERS
	LIMESTONE	147		147	PIERRE CALCAIRE
	CRUSHED STONE	36	10	46	PIERRE CONCASSEE
	STONE,CRUDE NES	1,993	12,621	14,614	PIERRE BRUTE NDA
	BARYTES,NATURAL		10,100	10,100	BARYTINE NATURELLE
	FLUORSPAR	52,252	97,627	149,879	SPATH FLUCR
	PHOSPHATE ROCK	106	7,750	7,856	ROCHE PHOSPHATEE
	SALT	236	109,490	109,726	SSEL
	CRUDE NON-MET.MIN.NES	33,668	19,039	52,707	MIN.NON-MET.BRUTS NDA
	COTTON,TEXTILE WASTE	3,783	423	4,206	DECHETS DE COTON,TEXT.
	WASTE AND SCRAP NES	4,554	334	4,888	DECHETS ET REBUTS NCA
	LEATHER	450	756	1,206	CUIR
	FURS,DRESSED	2	4	6	FOURRURES APPRETEES
	RUBBER FAB.MATERIALS	20	829	849	CEMI-PRCD.CACUTCHUC
	LUMBER AND TIMBER	26,090	13,483	39,573	BCIS CCEUVRE ET CHARP.
	FLOORING	539	5	544	LAMES POUR PARQUET
	RAILWAY TIES	1,524		1,524	TRAVERSES DE CH. FER
	SHINGLES AND SHAKES	1,908		1,908	BARDEAUX,BARC.FACADE
	SAWMILL PRODUCTS NES	31		31	SCIAGES NCA
	VENEER,PLYWOOD	983	63,024	64,007	PLACAGES,CENTRE-PLAQ.
	COPPERAGE STOCK	16		16	DEMI-PRCD.TONNELLERIE
	WOOD FAB.MATERIALS	411	1,914	2,325	DEMI-PRCDLITS EN BCIS
	PULP	81,587		81,587	PATE
	NEWSPRINT PAPER	36,047		36,047	PAPIER JOURNAL
	PAPER NES	16,271	822	17,093	PAPIER NDA
	PAPERBOARD	4,730	499	5,229	CARTON
	BLDG.PAPER AND BOARD	15,049	10,315	25,364	PLAC.CCNSTR.,PAP/CART.
	WET MACHINE BOARD	280	56	336	CARTON EN PATE PRESSE
	CORDAGE,TWINE,ROPE	4	3,371	3,375	CORDAGE,FICELLE,CDRCE
	JUTE WOVEN FABRICS	2,096	25,810	27,906	TISSUS DE JUTE
	TEXTILE FAB.MTL NES	4,088	40,456	44,544	CUIVRE EN MAT.TEXT.NCA
	ANIMAL OILS,EXC.MARINE	31,374		31,374	HUIL.ANIM.SAUF AN.MAR.
FISH,MARINE ANIMAL OIL	10		10	HUIL.DE POISSON,AN.MAR	
VEG.OILS,FATS NES	4,328	10,379	14,707	HUIL.MAT.GRAS.VEG.NCA	
OILS,FATS,WAXES NES	5,745	1,117	6,862	HUIL.MAT.GRAS.CIRE NDA	
SULPHURIC ACID	13		13	ACIDE SULFURIQUE	
METALLIC SALTS	5,434	27,890	33,324	SELS METALLIQUES	
INORGANIC CHEMS. NES	12,721	2,217	14,938	PRCD.CHM.INCRG.NCA	
GLYCOL	2,551	808	3,359	GLYCOL	
ORGANIC CHEMICALS NES	107,078	102,079	209,157	PRCD.CHM.ORGAN.NDA	
EXPLOS., FUSES, CAPS	20	10	30	EXPLOS.,AMORCES, DET.	
POTASH		13,348	13,348	PCTASSE	
FERTILIZERS NES	101	15,940	16,041	ENGRAIS CHIMIQUE NCA	
AGRICULTURAL CHEMICALS	392	495	887	PRCD.CHM.AGRICOLLES	
SYNTHETIC RUBBER	5,179	898	6,077	CACUTCHUC SYNTHEIQUE	
PLASTIC MATERIALS	11,890	12,876	24,766	MATIERES PLASTIQUES	
DYESTUFF,PIGMENT,PAINT	1,846	951	2,797	MAT.COLOR.PIG.PEINTURE	
CHEM.SPECIALTIES NES	4,455	17,438	21,893	PRCD.CHM.SPECIAUX NDA	
GASOLINE	2	298,350	298,352	ESSENCE	
FUEL OIL	543,590	1,333,945	1,877,535	MAZOUT	

TABLE 6. CARGOES HANDLED AT CANADIAN PORTS, TO AND FROM FOREIGN COUNTRIES.

TABLEAU 6. MARCHANDISES MANUTENTIONNEES DANS LES PORTS CANADIENS, A DESTINATION OU EN PROVENANCE DE PAYS ETRANGERS.

PORT PORT	COMMODITY	TONS LOADED TONNES CHARGÉES	TONS UNLOADED TONNES DECHARGÉES	TOTAL TOTAL	MARCHANDISES	
MONTREAL (CONTD. - SUITE)	LUBRICATING OIL, GREASE	460	16,332	16,792	HUILE, GRAISSE LUBRIF. CDKE	
	COKE	9,651	9,100	18,751	ASPHALTE, BITUME LIQD.	
	ASPHALTS, ROAD OILS	475		475	COUDRON, BRAI DE BOULI.	
	COAL TAR, PITCH	4,954	12	4,966	DERIVE PETR. CHARB. NDA	
	PETROL, COAL PROD. NES	6,565	33,181	39,746	FERRC-ALLIAGES	
	FERRO-ALLOYS	2,924	33,809	36,733	FER, ACIER PRIMAIR, NDA	
	PRIMARY IRON, STEEL NES	462	1,400	1,862	MCUL, PIECES FORGEES	
	CASTINGS, FORGINGS	1,643	2,308	3,951	BARRES ET TIGES ACIER	
	BAR AND RODS, STEEL	9,839	86,570	96,409	TOLES, FEUILLES D'ACIER	
	PLATE & SHEET STEEL	46,880	106,919	153,799	PROFILES DE CONSTRUCT.	
	STRUCTURAL SHAPES	8,811	153,650	162,461	RAILS, MAT. VOIE FERREE	
	RAILS & TRACK MATERIAL		102	102	TUYAUX, TUBES: FER, ACIER	
	PIPES, TUBES: IRON, STEEL	3,037	26,627	29,664	FIL METALLIQUE	
	WIRE	1,646	5,800	7,446	ALUMINIUM	
	ALUMINUM	29,230	4,555	33,785	CUIVRE ET ALLIAGES	
	COPPER AND ALLOYS	46,200	3,976	50,176	PLOMB ET ALLIAGES	
	LEAD AND ALLOYS	90		90	NICKEL ET ALLIAGES	
	NICKEL AND ALLOYS	3,663	644	4,307	ZINC ET ALLIAGES	
	ZINC AND ALLOYS	21,927	212	22,139	MET. NON-FERREUX NDA	
	NON-FERROUS METALS NES	8,557	5,755	14,312	CUIV. DE BASE EN METAL	
	METAL FAB. BASIC PROD.	7,864	23,906	31,770	BRIC. A BATIR ARGILE	
	BUILDING BRICK, CLAY	1,545	493	2,038	TUILES TUY. DE DRAINAGE	
	DRAIN TILES, PIPES		6	6	BRUQUES, TUILES NDA	
	BRICKS, TILES NES	12,127	13,219	25,346	CUIV. DE BASE EN VERRE	
	GLASS BASIC PRODUCTS	474	17,524	17,998	CUIV. DE BASE AMIANTE	
	ASBESTOS BASIC PROD.	410	74	484	CIMENT	
	CEMENT	148,921	1,422	150,343	CUIV. DE BASE CIMENT	
	CEMENT BASIC PROD.	151	343	494	CHAUX	
	LIME	539		539	PROD. MIN. NON-MET. BASE	
	NON-MET. MIN. BASIC PROD.	2,812	7,353	10,165	CUIVRAGES CIVERS	
	MISC. FABRICATED PROD.	972	7,196	8,168	TRACTEURS	
	TRACTORS	18,396	12,482	30,878	MACHINES NCA	
	MACHINERY NES	72,469	34,682	107,151	MAT. ROUL. DE CH. DE FER	
	RAILWAY ROLLING STOCK	3,559	161	3,720	VECTURES PART., CHASSIS	
	PASS. AUTOS AND CHASSIS	13,859	67,224	81,083	AUTOBUS ET CHASSIS	
	BUSES AND CHASSIS	58	56	114	CAMIONS ET CHASSIS	
	TRUCKS AND CHASSIS	4,778	66	4,844	MOTEURS DE VEH. AUTOM.	
	MOTOR VEHICLE ENGINES	28,924	1,787	30,711	VEH. AUTOM. ROUTIERS NDA	
	ROAD MOTOR VEH. NES	638	3,044	3,682	NAVIRES, AVIONS, VEH. CIV	
	SHIPS, AIRCRAFT, MIS. VEH	208	1,458	1,666	PNEUS, CHAMBRES A AIR	
	RUBBER TIRES AND TUBES	1,426	2,919	4,345	MATERIEL CIVERS	
	EQUIPMENT MISC.	10,406	17,788	28,194	ART. PERS. ET MENAGERS	
	PERSONAL, HOUSEHOLD GOODS	8,515	50,308	58,823	ARMES A FEU, MUNITIONS	
	FIREARMS, AMMUNITION	17	215	232	CONTENEURS, FERMETURES	
	CONTAINERS, CLOSURES	4,319	7,753	12,072	PRODUITS FINIS DIV. NDA	
	MISC. END PRODUCTS NES	5,413	8,251	13,664	MARCHANDISES DIVERSES	
	GENERAL CARGO	49,129	67,543	116,672	FRET CONTENEURESE	
	CONTAINERIZED FREIGHT	755,319	523,930	1,279,249	TOTAL DU PORT	
	PORT TOTAL	5,587,535 *	5,417,393 *	11,004,928 *		
	CONTRECOEUR	ALUMINA, BAUXITE DRES	66,598	95,188	161,786	MINERAIS ALUMINE, BAUX.
		IRON ORE AND CONC	51,216	91,879	143,095	MINERAL CONC. DE FER
		MANGANESE ORE	98,396	96,894	195,290	MINERAL DE MANGANESE
		TITANIUM ORE	3,466	15,694	19,160	MINERAL DE TITANE
		DRES AND CONC. NES	66,350	25,495	91,845	MINERAIS ET CONC. NDA
		PHOSPHATE ROCK		33,279	33,279	ROCHE PHOSPHATEE
		COKE	66,460	64,116	130,576	CDKE
		PRIMARY IRON, STEEL NES		10,554	10,554	FER, ACIER PRIMAIR, NDA
PLATE & SHEET STEEL		32,203	42,785	74,988	TOLES, FEUILLES D'ACIER	
STRUCTURAL SHAPES			9,529	9,529	PROFILES DE CONSTRUCT.	
COPPER AND ALLOYS		2,098	2,131	4,229	CUIVRE ET ALLIAGES	
METAL FAB. BASIC PROD.		1,317		1,317	CUIV. DE BASE EN METAL	
CONTAINERS, CLOSURES		1,008		1,008	CONTENEURS, FERMETURES	
PORT TOTAL		389,112 *	487,544 *	876,656 *	TOTAL DU PORT	
NEW RICHMOND		FUEL OIL		15,000	15,000	MAZOUT
		PORT TOTAL	*	15,000 *	15,000 *	TOTAL DU PORT
PASPEBIAC		FISH, FRESH OR FROZEN	163		163	POISSON, FRAIS OU CONG.
	LUMBER AND TIMBER	3,826		3,826	BOIS D'OEUVRE ET CHARP.	
	GENERAL CARGO		2	2	MARCHANDISES DIVERSES	
PORT TOTAL	3,989 *	2 *	3,991 *	TOTAL DU PORT		
POINT AU PIC	EXPLOS., FUSES, CAPS	155		155	EXPLOS., AMRCES, DET.	
	ALUMINUM	1,482		1,482	ALUMINIUM	
	GENERAL CARGO	28		28	MARCHANDISES DIVERSES	
	PORT TOTAL	1,665 *	*	1,665 *	TOTAL DU PORT	
PORT ALFREDO	MEAT, FRESH OR FROZEN	25		25	VIANCE, FRAICHE / CONG.	
	LOGS		75	75	BILLES	
	ALUMINA, BAUXITE DRES		2,666,285	2,666,285	MINERAIS ALUMINE, BAUX.	
	NON-FERROUS MET. SCRAP	1,353	812	2,165	DECHETS METAL. NON FER.	

TABLE 6. CARGOES HANDLED AT CANADIAN PORTS, TO AND FROM FOREIGN COUNTRIES.

TABLEAU 6. MARCHANDISES MANUTENTIONNEES DANS LES PORTS CANADIENS, A DESTINATION OU EN PROVENANCE DE PAYS ETRANGERS.

PORT PORT	COMMODITY	TONS LOADED TONNES CHARGÉES	TONS UNLOADED TONNES DECHARGÉES	TOTAL TOTAL	MARCHANDISES	
PORT ALFRED (CONTD. - SUITE)	STONE, CRUDE NES	638		638	PIERRE BRUTE NCA	
	FLUORSPAR		61,233	61,233	SPATH FLUOR	
	CRUDE NON-MET. MIN. NES	1,521		1,521	MIN. NON-MET. BRUTS NCA	
	WASTE AND SCRAP NES	221		221	DECHETS ET REBUTS NCA	
	LUMBER AND TIMBER	975		975	BOIS D'OEUVRE ET CHARP.	
	PULP	11,943		11,943	PÂTE	
	NEWSPRINT PAPER	187,419		187,419	PAPIER JOURNAL	
	PAPER NES	736		736	PAPIER NCA	
	PAPERBOARD	222		222	CARTON	
	METALLIC SALTS	11,610	39	11,649	SELS METALLIQUES	
	INORGANIC CHEMS. NES	5,904	124,565	130,469	PROD. CHIM. INORG. NCA	
	ORGANIC CHEMICALS NES	74	2	76	PROD. CHIM. ORGAN. NCA	
	PLASTIC MATERIALS	3		3	MATIERES PLASTIQUES	
	CHEM. SPECIALTIES NES	585		585	PROD. CHIM. SPECIAUX NCA	
	FUEL OIL		601,953	601,953	MAZOUT	
	COKE	265	362,079	362,344	CKE	
	COAL TAR, PITCH		6,629	6,629	COUDRON, BRAI DE BOUIL.	
	FERRC-ALLOYS	10,357		10,357	FERRC-ALLIAGES	
	BAR AND RODS, STEEL	144		144	BARRES ET TIGES ACIER	
	STRUCTURAL SHAPES		2,233	2,233	PROFILES DE CONSTRUCT.	
	ALUMINIUM	220,340		220,340	ALUMINIUM	
	NICKEL AND ALLOYS	206		206	NICKEL ET ALLIAGES	
	NON-FERROUS METALS NES		727	727	METAUX NON-FERREUX NCA	
	METAL FAB. BASIC PROD.	24		24	CUVR. DE BASE EN METAL	
	BUILDING BRICK, CLAY		322	322	BRIQ. A BATIR ARGILE	
	BRICKS, TILES NCA		1,001	1,001	BRIQUES, TILES NCA	
	NON-MET. MIN. BASIC PROD	893		893	PROD. MIN. NON-MET. BASE	
	MACHINERY NES	288		288	MACHINES NCA	
	SHIPS, AIRCRAFT, MIS. VEH		29	29	NAVIRES, AVIONS, VEH. DIV	
	EQUIPMENT MISC.	4		4	MATERIEL DIVERS	
	PERSONAL, HOUSEHOLD GOODS	18		18	ART. PERS. ET MENAGERS	
	CONTAINERS, CLOSURES		135	135	CONTENEURS, FERMETURES	
	GENERAL CARGO	11		11	MARCHANDISES DIVERSES	
	PORT TOTAL	455,779 *	3,828,119 *	4,283,898 *	TOTAL DU PORT	
	PORT CARTIER	BARLEY	625,409	42,567	667,976	CRGE
		CORN	428,783	379,269	808,052	MAIS
		RYE	37,959	38,009	75,968	SEIGLE
		WHEAT	1,427,129	173,307	1,600,436	BLE
		FLAXSEED	18,713		18,713	GRAINE DE LIN
		SOYA BEANS	240,548	182,965	423,513	GRAINE DE SOYA
		IRON ORE AND CONC	8,763,594		8,763,594	MINERAL, CONC. DE FER
		FUEL OIL		106,513	106,513	MAZOUT
RAILS & TRACK MATERIAL			6,098	6,098	RAILS, MAT. VOIE FERREE	
RAILWAY ROLLING STOCK		3,612		3,612	MAT. ROUL. DE CH. DE FER	
PORT TOTAL		11,545,747 *	928,728 *	12,474,475 *	TOTAL DU PORT	
QUEBEC		CATTLE		75	75	BOVINS
		LIVE ANIMALS, NES		202	202	ANIMAUX VIVANTS, NCA
		MEAT, FRESH OR FROZEN	354	1,072	1,426	VIANDE, FRAICHE / CCNG.
	FISH, FRESH OR FROZEN	59		59	POISSON, FRAIS OU CCNG.	
	MILK POWDER	2,769		2,769	LAIT EN POUDE	
	DAIRY PRCD. EGGS, HONEY	65		65	PRCD. LAIT., CEUFS, MIEL	
	BARLEY	303,217	3,522	306,739	CRGE	
	CORN	89,173	155,511	244,684	MAIS	
	RYE	6,461	4,058	10,519	SEIGLE	
	WHEAT	646,444	140,427	786,871	BLE	
	CEREALS UNMILLED, NES		41	41	CEREALES NON MOUT., NCA	
	WHEAT FLOUR	111		111	FARINE DE BLE	
	FRESH FRUITS, BERRIES		6	6	FRUITS, BAIES FRAIS	
	FRUIT JUICES		25	25	JUS DE FRUIT	
	FRUIT, PRES. NOT CANNED		120	120	CCNS. FRUITS NON BOITE	
	FRUITS, PREP. CANNED		27	27	FRUITS PREP. EN BOITE	
	PEANUTS	2		2	CACAHUETES	
	NUTS, EXC. COIL NUTS NES		29	29	NCLX, SAUF CLEAG. NCA	
	VEGETABLES, DRIED	5		5	LEGUMES, SECS	
	VEGETABLE PREP. NES		71	71	PREP. DE LEGUMES NCA	
	SUGAR, NES	7		7	SUCRE, NCA	
	SYRUP	1		1	SIRCF	
	COCOA AND CHOCOLATE		588	588	CACAC ET CHOCCLAT	
	SPICES		7	7	EPICES	
	MISC. FOOD PREP. NES		7	7	DIV. PREP. ALIM. NCA	
	HAY, FORAGE, STRAW		9	9	FOIN, FOURRAGE, PAILLE	
	GROUND CEREALS NES	74		74	CEREALES MOUTUES NCA	
	ALE, BEER, STOUT, PORTER		26	26	ALE, BIÈRE, STOUT, PORTER	
	WINES		1,187	1,187	VINS	
	DIST. ALCOHOLIC BEV.		1,675	1,675	PCISS. ALCCOL. DIST.	
	RAW HIDES AND SKINS	345		345	PEAUX ET CUIRS BRUT	
	FLAXSEED	60,237		60,237	GRAINE DE LIN	
RAPESEED	50,341		50,341	GRAINE DE COLZA		
SOYA BEANS	206,687	166,166	372,853	GRAINE DE SOYA		

TABLE 6. CARGOES HANDLED AT CANADIAN PORTS, TO AND FROM FOREIGN COUNTRIES.

TABLEAU 6. MARCHANDISES MANUTENTIONNEES DANS LES PORTS CANADIENS, A DESTINATION OU EN PROVENANCE DE PAYS ETRANGERS.

PORT PORT	COMMODITY	TONS LOADED TONNES CHARGÉES	TONS UNLOADED TONNES DECHARGÉES	TOTAL TOTAL	MARCHANDISES
QUEBEC (CONTD. - SUITE)	CRUDE VEG.PROD.NES		11	11	PR.BRUTS DRIG.VEG.NDA
	CCPPER ORE AND CONC.	29,789		29,789	MINERAL,CONC. CUIVRE
	NICKEL-COPPER ORE	92,797		92,797	MINER.DE CUIVRE-NICKEL
	ZINC ORE AND CONC.	536,848		536,848	MINERAL,CCNC.DE ZINC
	IRDN AND STEEL SCRAP	94,569		94,569	DECHETS DE FER, D'ACIER
	SLAG,DRCS,BY-PRODUCTS	836		836	PCUS.GUEUL.SCCR.PRCC.
	CRUDE PETROLEUM		1,226,748	1,226,748	PETROLE BRLT
	ASBESTOS	129,037		129,037	AMIANTE
	CLAY MATERIALS NES	32	18,000	18,032	MATIERES ARGIL.NDA
	SAND AND GRAVEL	1,470		1,470	SABLE ET GRAVIERS
	STONE,CRUDE NES	2,873	3	2,876	PIERRE BRUTE NDA
	PHOSPHATE ROCK		9,732	9,732	ROCHE PHOSPHATEE
	SALT		56,062	56,062	SEL
	CRUDE NON-MET.MIN.NES	616		616	MIN.NON-MET.BRUTS NCA
	WASTE AND SCRAP NES	109		109	DECHETS ET REBUTS NCA
	LEATHER		5	5	CUIR
	RUBBER FAB.MATERIALS		3	3	DEMI-PRCD.CAOUTCHOUC
	LUMBER AND TIMBER	3,319		3,319	BOIS CCEUVRE ET CHARP.
	VENEER,PLYWOOD		1,019	1,019	PLACAGES,CONTRE-PLAC.
	WOOD FAB.MATERIALS	29		29	DEMI-PRCUIITS EN BOIS
	PULP	41,350		41,350	PATE
	NEWSPRINT PAPER	319,238		319,238	PAPIER JOURNAL
	PAPER NES	218	8	226	PAPIER NCA
	PAPERBOARD	968	1,540	2,508	CARTON
	BLDG.PAPER AND BOARD	3		3	PLAQ.CONSTR.,PAP/CART.
	CORDAGE,TWINE,ROPE		1,955	1,955	CORDAGE,FICELLE,CORDE
	TEXTILE FAB.MTL NES	24	36	60	CUIV.EN MAT.TEXT.NCA
	ANIMAL OILS,EXC.MARINE	1,474		1,474	HUIL.ANIM.SAUF AN.MAR.
	OILS,FATS,WAXES NES	1,776		1,776	HUIL.MAT.GRAS.CIRE NCA
	METALLIC SALTS	63	12,501	12,564	SELS METALLIQUES
	INDORGANIC CHEMS. NES	245		245	PRCD.CHIM.INDRG.NCA
	ORGANIC CHEMICALS NES	80	69	149	PRCD.CHIM.ORGAN.NCA
	EXPLOS., FUSES, CAPS	19	2,760	2,779	EXPLCS.,AMCRCES, DET.
	FERTILIZERS NES		6,800	6,800	ENGRAIS CHIMIQUE NCA
	PLASTIC MATERIALS	163	17	180	MATIERES PLASTIQUES
	DYESTUFF,PIGMENT,PAINT	24		24	MAT.COLOUR.PIG.PEINTURE
	CHEM.SPECIALTIES NES	54		54	PRCD.CHIM.SPECIALIAUX NCA
	GASOLINE	7,349	218,034	225,383	ESSENCE
	FUEL OIL	160,284	962,406	1,122,690	MAZDUT
	LUBRICATING OIL,GREASE		6	6	HUILE,GRAISSE LUBRIF.
COKE	1,666		1,666	CKE	
COAL TAR,PITCH	1,476		1,476	GUEREN,BRAI DE BOUIL.	
PETROL.COAL PROD.NES	35,790		35,790	CERIVE PETR.CHARB.NDA	
FERRO-ALLOYS	331		331	FERRO-ALLIAGES	
BARNS AND RODS,STEEL		1,438	1,438	BARRES ET TIGES ACIER	
PLATE & SHEET STEEL	7	11,254	11,254	TLES.FEUILLES D'ACIER	
STRUCTURAL SHAPES	244	9,932	10,176	PROFILES DE CONSTRUCT.	
WIRE		18	18	FIL METALLIQUE	
ALUMINIUM	2,693	39	2,732	ALUMINIUM	
COPPER AND ALLOYS	350		350	CUIVRE ET ALLIAGES	
LEAD AND ALLOYS	360		360	PLOMB ET ALLIAGES	
NICKEL AND ALLOYS	11	8,490	8,501	NICKEL ET ALLIAGES	
ZINC AND ALLOYS	1,782		1,782	ZINC ET ALLIAGES	
METAL FAB.BASIC PROD.	39	98	137	CUIV.DE BASE EN METAL	
BRICKS,TILES NES		6,038	6,038	BRIQUES,TUILES NDA	
GLASS BASIC PRODUCTS		1,972	1,972	CUIV.DE BASE EN VERRE	
ASBESTOS BASIC PROD.	82		82	CUIV.DE BASE AMIANTE	
CEMENT	91,794		91,794	CIMENT	
NON-MET.MIN.BASIC PROD	27,318	29	27,347	PRCD.MIN.NON-MET.BASE	
MISC.FABRICATED PROD.		340	340	CUIVRAGES DIVERS	
TRACTORS		1,757	1,757	TRACTEURS	
MACHINERY NES	85	263	348	MACHINES NCA	
PASS.AUTOS AND CHASSIS		14,777	14,777	VOITURES PART.,CHASSIS	
TRUCKS AND CHASSIS	4		4	CAMIONS ET CHASSIS	
MOTOR VEHICLE ENGINES	73	45	118	MCTEURS DE VEH.AUTOM.	
RGAD MOTOR VEH. NES		725	725	VEH.AUTOM.RCUTIERS NCA	
SHIPS,AIRCRAFT,MIS.VEH		93	93	NAVIRES,AVIONS,VEH.CIV	
RUBBER TIRES AND TUBES		252	252	PNEUS, CHAMBRES A AIR	
EQUIPMENT MISC.	33	40	73	MATERIEL DIVERS	
PERSONAL,HOUSEHOLD GOODS	196	246	442	ART.PERS.ET MENAGERS	
FIREARMS,AMMUNITION	13	514	527	ARMES A FEU,MUNITIONS	
CONTAINERS,CLOSURES	217	57	274	CONTENEURS,FERMETURES	
MISC. END PRODUCTS NES	8	315	323	PRCUIITS FINIS CIV.NCA	
GENERAL CARGO	1,471	3,963	5,434	MARCHANDISES DIVERSES	
CONTAINERIZED FREIGHT	283,434	287,320	570,754	FRET CONTENEURESE	
PORT TOTAL	3,241,489 *	3,342,578 *	6,584,067 *	TOTAL DU PORT	
RIMOUSKI	PULPWOOD	1,295		1,295	BOIS A PATE
	LUMBER AND TIMBER	3,900		3,900	BOIS CCEUVRE ET CHARP.
	EXPLOS., FUSES, CAPS	75	145	220	EXPLCS.,AMCRCES, DET.
	PORT TOTAL	5,270 *	145 *	5,415 *	TOTAL DU PORT

TABLE 6. CARGOES HANDLED AT CANADIAN PORTS, TO AND FROM FOREIGN COUNTRIES.

TABLEAU 6. MARCHANDISES MANUTENTIONNEES DANS LES PORTS CANADIENS, A DESTINATION OU EN PROVENANCE DE PAYS ETRANGERS.

PORT PORT	COMMODITY	TONS LOADED TONNES CHARGÉES	TONS UNLOADED TONNES DÉCHARGÉES	TOTAL TOTAL	MARCHANDISES
RIVIERE DU LOUP	PULPWOOD	1,500		1,500	ECIS A PATE
	PORT TOTAL	1,500 *	*	1,500 *	TOTAL DU PORT
SEPT ILES	IRON ORE AND CONC	17,997,305		17,997,305	MINERAI, CONC. DE FER
	BENTONITE		103,734	103,734	BENTONITE
	RAILWAY TIES		3,194	3,194	TRAVERSES DE CH. FER
	GASOLINE		1,646	1,646	ESSENCE
	FUEL OIL		386,564	386,564	MAZOUT
	CASTINGS, FORGINGS		614	614	MOUL. PIÈCES FORGÉES
	BAR AND RODS, STEEL		570	570	BARRÉS ET TIGES ACIER
	MACHINERY NES		4,040	4,040	MACHINES NCA
	EQUIPMENT MISC.		1,759	1,759	MATÉRIEL DIVERS
	PORT TOTAL	17,997,305 *	502,121 *	18,499,426 *	TOTAL DU PORT
POINTE NOIRE	IRON ORE AND CONC	3,254,374		3,254,374	MINERAI, CONC. DE FER
	BENTONITE		57,355	57,355	BENTONITE
	CRUSHED STONE		14,433	14,433	PIERRE CONCASSÉE
	PORT TOTAL	3,254,374 *	71,788 *	3,326,162 *	TOTAL DU PORT
HARBOUR TOTAL - SEPT-ILES & POINTE NOIRE		21,251,679	573,909	21,825,588	TOTAL DU HAVRE SEPT-ILES & POINTE NOIRE
SCREL	BARLEY	249,013		249,013	CRCE
	CORN	9,909		9,909	MAIS
	WHEAT	689,501		689,501	BLE
	SLAG, DROSS, BY-PRODUCTS	763,557		763,557	POUS. GUEUL. SCOR. PRCD.
	COAL, NES		357,924	357,924	CHARBON, NCA
	PHOSPHATE ROCK		223,296	223,296	ROCHE PHOSPHATÉE
	FUEL OIL		26,204	26,204	MAZOUT
	COKE		10,834	10,834	CKE
	PIG IRON	448,051		448,051	FER EN GUEUSE
	PRIMARY IRON, STEEL NES		31,908	31,908	FER, ACIER PRIMAIR. NCA
	PLATE & SHEET STEEL	3,040	8,330	11,370	TOLES, FEUILLES D'ACIER
	STRUCTURAL SHAPES		2,195	2,195	PROFILES DE CONSTRCT.
	PASS. AUTOS AND CHASSIS		494	494	VOITURES PART., CHASSIS
	PORT TOTAL	2,163,071 *	661,185 *	2,824,256 *	TOTAL DU PORT
TRCIS PISTOLES	PULPWOOD	1,282		1,282	ECIS A PATE
	PORT TOTAL	1,282 *	*	1,282 *	TOTAL DU PORT
TROIS RIVIERES	BARLEY	127,140	22,399	149,539	CRCE
	CORN	68,142	76,467	144,609	MAIS
	WHEAT	51,302	52,717	104,019	SEIGLE
	MACARONI, CEREAL PROD.		4,561	4,561	BLE
	VEGETABLES, FROZEN		39	39	PATES ALIM. PRCD. CEREAL
	SPICES	2		2	LEGUMES, CONGÉLÉS
	SOYA BEANS	62,679	50,917	113,596	ÉPICES
	RUBBER, ALLIED GUMS, NAT	1		1	GRAINE DE SOYA
	CRUOE VEG. PROD. NES		12	12	CAOUTCHUC GOMMES NAT.
	NON-FERROUS MET. SCRAP	148		148	PR. BRUTS ORIG. VEG. NCA
	COAL, BITUMINOUS		8,887	8,887	DÉCHETS METAL. NON FER.
	ASBESTOS	152,701		152,701	CHARBON BITUMINEUX
	CHINA CLAY		25,307	25,307	AMIANTE
	CLAY MATERIALS NES		1,448	1,448	KAOLIN
	SALT		44,081	44,081	MATIÈRES ARGIL. NCA
	WASTE AND SCRAP NES	117		117	SEL
	LUMBER AND TIMBER		4,139	4,139	DÉCHETS ET REBUTS NCA
	PULP	633		633	BOIS D'ŒUVRE ET CHARP.
	NEWSPRINT PAPER	154,463		154,463	PATE
	PAPER NES	95		95	PAPIER JOURNAL
	PAPERBOARD	5,115		5,115	PAPIER NCA
	BLDG. PAPER AND BOARD	267		267	CARTON
	CORDAGE, TWINE, ROPE		750	750	PLAQ. CONSTR., PAP/CART.
	ANIMAL OILS, EXC. MARINE	2		2	CCRCAGE, FICELLE, CCRC
	FISH, MARINE ANIMAL OIL	8		8	HUIL. ANIM. SAUF AN. PAR.
	OILS, FATS, WAXES NES	214		214	HUIL. DE POISSON, AN. PAR.
	METALLIC SALTS		14,991	14,991	HUIL. MAT. GRAS. CIRE NCA
	INORGANIC CHEMS. NES	3,617		3,617	SELS METALLIQUES
	ORGANIC CHEMICALS NES	9,851	784	10,635	PROD. CHIM. INORG. NCA
	FERTILIZERS NES		6,008	6,008	PRCD. CHIM. ORG. NCA
	AGRICULTURAL CHEMICALS	274		274	ENGRAIS CHIMIQUE NCA
	PLASTIC MATERIALS	2,017		2,017	PRCD. CHIM. AGRICOLS
	CHEM. SPECIALTIES NES	10		10	MATIÈRES PLASTIQUES
	FUEL OIL		355,874	355,874	PROD. CHIM. SPÉCIAUX NCA
	COKE		9,477	9,477	MAZOUT
	PIPES, TUBES: IRON, STEEL	933		933	CKE
	ALUMINUM	758		758	TUYAUX, TUBES: FER, ACIER
	COPPER AND ALLOYS	75		75	ALUMINIUM
	ZINC AND ALLOYS	240		240	CUIVRE ET ALLIAGES
	NON-FERROUS METALS NES	18		18	ZINC ET ALLIAGES
	METAL FAB. BASIC PROD.	254		254	MÉTAUX NON-FERREUX NCA
	NON-MET. MIN. BASIC PROD	520		520	CUVR. DE BASE EN METAL
					PRCD. MIN. NON-MET. BASE

TABLE 6. CARGES HANDLED AT CANADIAN PORTS, TO AND FROM FOREIGN COUNTRIES.

TABLEAU 6. MARCHANDISES MANUTENTIONNEES DANS LES PORTS CANADIENS, A DESTINATION OU EN PROVENANCE DE PAYS ETRANGERS.

PORT PORT	COMMODITY	TONS LOADED TONNES CHARGÉES	TONS UNLOADED TONNES DECHARGÉES	TOTAL TOTAL	MARCHANDISES
TROIS RIVIERES (CONTD. - SUITE)	MISC. FABRICATED PROD.	6		6	CUVRAGES DIVERS
	TRACTORS	3	77	80	TRACTEURS
	MACHINERY NES	720		720	MACHINES NCA
	RAILWAY ROLLING STOCK	3		3	MAT. ROL. CE CH. DE FER
	MOTOR VEHICLE ENGINES	4		4	MCTEURS DE VEH. AUTOM.
	SHIPS, AIRCRAFT, MIS. VEH		3	3	NAVIRES, AVIONS, VEH. DIV
	EQUIPMENT MISC.	20		20	MATERIEL DIVERS
	CONTAINERS, CLOSURES	339	155	494	CONTENEURS, FERMETURES
	MISC. END PRODUCTS NES	7		7	PRCDITS FINIS DIV. NCA
	PORT TOTAL	1,281,330 *	679,093 *	1,960,423 *	TOTAL DU PORT
	VALLEYFIELD	MEAT, FRESH OR FROZEN	50	1,421	1,471
BUTTER		70		70	BEURRE
FRESH FRUITS, BERRIES			108	108	FRUITS, BAIES FRAIS
VEGETABLE PREP. NES			501	501	PREP. CE LEGUMES NCA
SPICES			100	100	EPICES
WINES		57	21	78	VINS
RAW HIDES AND SKINS		86		86	PEAUX ET CUIRS BRUI
TEXTILE FIBRES NES			125	125	FIBRES TEXTILES NCA
PHOSPHATE ROCK			68,239	68,239	ROCHE PHOSPHATEE
LUMBER AND TIMBER			480	480	BOIS D'OEUVRE ET CHARP.
VENEER, PLYWOOD			186	186	PLACAGES, CONTRE-PLAQ.
PULP		599		599	PATE
CORDAGE, TWINE, ROPE			24	24	CORDAGE, FICELLE, CORDE
TEXTILE FAB. MTL NES			110	110	CUVR. EN MAT. TEXT. NCA
DILS, FATS, WAXES NES			303	303	HUIL. MAT. GRAS. CIRE NCA
ORGANIC CHEMICALS NES		2,700	27,376	30,076	PRCD. CHIM. ORGAN. NCA
PLASTIC MATERIALS			139	139	MATIERES PLASTIQUES
CHEM. SPECIALTIES NES			1,101	1,101	PRCD. CHIM. SPECIAUX NCA
BARNS AND RODS, STEEL			35	35	BARRES ET TIGES ACIER
PLATE & SHEET STEEL			101	101	TCLES, FEUILLES D'ACIER
STRUCTURAL SHAPES			575	575	PROFILES DE CONSTRUCT.
WIRE			258	258	FIL METALLIQUE
ZINC AND ALLOYS		530		530	ZINC ET ALLIAGES
NON-FERROUS METALS NES			310	310	METAUX NON-FERREUX NCA
METAL FAB. BASIC PROD.			467	467	CUVR. DE BASE EN METAL
MISC. FABRICATED PROD.			80	80	CUVRAGES DIVERS
TRACTORS			150	150	TRACTEURS
MACHINERY NES		125		125	MACHINES NCA
PASS. AUTOS AND CHASSIS		2	1,509	1,511	VEHICULES PART., CHASSIS
MOTOR VEHICLE ENGINES			30	30	MCTEURS DE VEH. AUTOM.
SHIPS, AIRCRAFT, MIS. VEH			160	160	NAVIRES, AVIONS, VEH. DIV
RUBBER TIRES AND TUBES			105	105	PNEUS, CHAMBRES A AIR
EQUIPMENT MISC.			361	361	MATERIEL DIVERS
PERSONAL, HSEHOLD GOODS		1,335	1,335	ART. PERS. ET MENAGERS	
CONTAINERS, CLOSURES		100	100	CONTENEURS, FERMETURES	
MISC. END PRODUCTS NES		11	11	PRCDITS FINIS DIV. NCA	
GENERAL CARGO		104	104	MARCHANDISES DIVERSES	
PORT TOTAL	4,219 *	105,925 *	110,144 *	TOTAL DU PORT	
QUEBEC-NES/NDA	FISH, SALTED OR CURED	142		142	POISSON, SALE CU FUME
	PULPWOOD	645		645	BOIS A PATE
	LUMBER AND TIMBER	1,886		1,886	BOIS D'OEUVRE ET CHARP.
	PAPERBOARD	55,430		55,430	CARTON
	ANIMAL OILS, EXC. MARINE	3,649		3,649	HUIL. ANIM. SAUF AN. MAR.
	PRIMARY IRON, STEEL NES		55	55	FER, ACIER PRIMAIR. NCA
	BARNS AND RODS, STEEL		4,745	4,745	BARRES ET TIGES ACIER
	PLATE & SHEET STEEL		14,451	14,451	TCLES, FEUILLES D'ACIER
	STRUCTURAL SHAPES		11,530	11,530	PROFILES DE CONSTRUCT.
	WIRE	2		2	FIL METALLIQUE
	SHIPS, AIRCRAFT, MIS. VEH		60	60	NAVIRES, AVIONS, VEH. DIV
	CONTAINERS, CLOSURES		13	13	CONTENEURS, FERMETURES
	PORT TOTAL	61,754 *	30,854 *	92,608 *	TOTAL DU PORT
	PROVINCE TOTAL	50,282,747 **	17,579,273 **	67,862,020 **	TOTAL DU PROVINCE
ONTARIO / ONTARIO AMHERSTBURG	COAL, BITUMINOUS		1,800	1,800	CHARBON BITUMINEUX
	PORT TOTAL	*	1,800 *	1,800 *	TOTAL DU PORT
CARDINAL	VEG. OILS, FATS NES		1,322	1,322	HUIL. MAT. GRAS. VEG. NCA
	PORT TOTAL	*	1,322 *	1,322 *	TOTAL DU PORT
CLARKSON	CRUDE PETROLEUM		66,259	66,259	PETROLE BRUT
	SALT		9,750	9,750	SEL
	GASOLINE		4,990	4,990	ESSENCE
	CEMENT	156,900		156,900	CIMENT
	PORT TOTAL	156,900 *	80,999 *	237,899 *	TOTAL DU PORT
COBBOURG	FUEL OIL		1,700	1,700	MAZOUT
	PORT TOTAL	*	1,700 *	1,700 *	TOTAL DU PORT
COLLINGWOOD	CORN		29,435	29,435	MAIS
	PORT TOTAL	*	29,435 *	29,435 *	TOTAL DU PORT

TABLE 6. CARGOES HANDLED AT CANADIAN PORTS, TO AND FROM FOREIGN COUNTRIES.

TABLEAU 6. MARCHANDISES MANUTENTIONNEES DANS LES PORTS CANADIENS, A DESTINATION OU EN PROVENANCE DE PAYS ETRANGERS.

PORT PORT	COMMODITY	TONS LOADED TONNES CHARGÉES	TONS UNLOADED TONNES DECHARGÉES	TOTAL TOTAL	MARCHANDISES
CORNWALL	WHEAT FLOUR	160		160	FARINE DE BLE
	TEXTILE FIBRES NES	801		801	FIBRES TEXTILES NCA
	CRUDE NON-MET.MIN.NES	2,567		2,567	MIN.NON-MET.BRUTS NCA
	PULP	26,232		26,232	PATE
	NEWSPRINT PAPER	330		330	PAPIER JOURNAL
	PAPER NES	602		602	PAPIER NCA
	PAPERBOARD	157		157	CARTON
	COROAGE, TWINE, ROPE		1,392	1,392	CCRAGE, FICELLE, CORDE
	TEXTILE FAB.MTL NES	20		20	CUVR.EN MAT.TEXT.NCA
	INDRGNIC CHEMS. NES	8		8	PRCD.CHIM.INCRG.NCA
	ORGANIC CHEMICALS NES	2,700	9,919	12,619	PRCD.CHIM.CREAN.NCA
	PLASTIC MATERIALS	185		185	MATIERES PLASTIQUES
	ALUMINUM	250		250	ALUMINIUM
	PERSONAL, HSEHOLO GOODS	1		1	ART.PERS.ET MENAGERS
	GENERAL CARGO	2,350		2,350	MARCHANDISES DIVERSES
	PORT TOTAL	36,963 *	11,311 *	47,674 *	TOTAL DU PORT
	COURTRIGHT	LIMESTONE		6,015	6,015
PORT TOTAL			6,015 *	6,015 *	TOTAL DU PORT
DEPOT HARBOUR	IRON ORE AND CONC	730,765		730,765	MINERAL, CONC. DE FER
	PORT TOTAL	730,765 *		730,765 *	TOTAL DU PORT
GODERICH	SALT	644,090		644,090	SEL
	PORT TOTAL	644,090 *		644,090 *	TOTAL DU PORT
HAMILTON	MEAT, FRESH OR FROZEN		16	16	VIANDE, FRAICHE / CCNG.
	MEAT AND MEAT PREP. NES	1		1	VIANDES ET PREP. NCA
	FISH, FRESH OR FROZEN		2	2	POISSON, FRAIS CU CCNG.
	FISH, CANNED		1	1	POISSON EN BOITES
	CHEESE		17	17	FROMAGE
	OATS	37		37	AVCINE
	BAKERY PROD. INC. FROZEN		7	7	PROD. BCUCL., PRCD. CCNG.
	FRESH FRUITS, BERRIES		1,275	1,275	FRUITS, BAIES FRAIS
	FROZEN FRUITS, BERRIES		16	16	FRUITS, BAIES CONGELES
	DRIED FRUITS		44	44	FRUITS SECS
	FRUIT JUICES		700	700	JUS DE FRUIT
	FRUIT PULP, PUREE		10	10	PULPE DE FRUIT, PUREE
	FRUIT, PRES. NOT CANNED		2,311	2,311	CONS. FRUITS NON BCITE
	FRUITS, PREP. CANNED		237	237	FRUITS PREP. EN BCITE
	NUTS, EXC. OIL NUTS NES		459	459	NCIX, SAUF CLEAG. NCA
	VEGETABLES, DRIED	1,046		1,053	LEGUMES, SECS
	VEGETABLE PREP. NES	102		2,018	PREP. DE LEGUMES NCA
	RAW SUGAR		1,697	1,697	SUCRE BRUT
	MELASSES, CRUDE		10,858	10,858	MELASSE, BRUTE
	SUGAR PREPARATIONS		130	130	PREP. A BASE DE SUCRE
	COCOA AND CHOCOLATE		6,014	6,014	CACAO ET CHOCOLAT
	COFFEE		650	650	CAFE
	TEA		6	6	THE
	SPICES	4		21	EPICES
	MISC. FOOD PREP. NES	16		97	DIV. PREP. ALIM. NCA
	HAY, FORAGE, STRAW	5		5	FCIN, FCURRAGE, PAILLE
	BRAN, SHORTS, MIDCLINGS	11		11	SCN, ISSLES DE CEREALES
	SOYA, OIL MEAL, CAKE	28,451		28,451	FARINE TOURT. GR. SCYA
	OIL SEED MEAL, CAKE NES		214	214	FAR. TOURT. CLEAG. NCA
	TOBACCO NES		28	28	TABACS NCA
	SOYA BEANS		99,806	99,806	GRAINE DE SOYA
	OIL SEEDS, NUTS NES		13	13	GRAINES, NCIX CLEAG. NCA
	NURSERY, GREENHSE STOCK		7	7	PROD. PEPINIERE, SERRE
	RUBBER, ALLIED GUMS, NAT		12,094	12,094	CACUTCHUC CCMMES NAT.
	CRUDE VEG. PROD. NES		3	3	PR. BRUTS ORIG. VEG. NCA
	TEXTILE FIBRES NES		5,023	5,023	FIBRES TEXTILES NCA
	IRON ORE AND CONC		1,260,453	1,260,453	MINERAL, CONC. DE FER
	MANGANESE ORE		755	755	MINERAL DE MANGANESE
	IRON AND STEEL SCRAP	4,457		4,457	DECHETS DE FER, CACIER
	COAL, BITUMINOUS		3,769,612	3,769,612	CHARBON BITUMINEUX
	CLAY MATERIALS NES		17,850	17,850	MATIERES ARGIL. NCA
	SAND AND GRAVEL		106,106	106,106	SABLE ET GRAVIERS
	STONE, CRUDE NES		6	6	PIERRE BRUTE NCA
	FLUORSPAR		34,711	34,711	SPATH FLUCR
	PHOSPHATE ROCK		5,682	5,682	ROCHE PHOSPHATEE
	SALT		26,184	26,184	SEL
	CRUDE NON-MET. MIN. NES	42		42	MIN. NON-MET. BRUTS NCA
	WASTE AND SCRAP NES	3,594		3,594	DECHETS ET REBUTS NCA
	LUMBER AND TIMBER	11		238	BOIS OEUVRE ET CHARP.
	VENEER, PLYWOOD		3,476	3,476	PLACAGES, CCNTRE-PLAC.
	WOOD FAB. MATERIALS		9	9	CEMI-PRODUITS EN BOIS
	PAPER NES	37		37	PAPIER NCA
	COROAGE, TWINE, ROPE		4,047	4,047	CCRAGE, FICELLE, CCRDE
TEXTILE FAB. MTL NES	15		322	CUVR. EN MAT. TEXT. NCA	
SOYABEAN OIL	15,147		15,147	HUILE DE SOYA	
VEG. OILS, FATS NES		5	5	HUIL. MAT. GRAS. VEG. NCA	
METALLIC SALTS	293		1,694	SELS METALLIQUES	

TABLE 6. CARGOES HANDLED AT CANADIAN PORTS, TO AND FROM FOREIGN COUNTRIES.

TABLEAU 6. MARCHANDISES MANUTENTIONNEES DANS LES PORTS CANADIENS, A DESTINATION OU EN PROVENANCE DE PAYS ETRANGERS.

PORT	COMMODITY	TONS LOADED TONNES CHARGÉES	TONS UNLOADED TONNES DECHARGÉES	TOTAL TOTAL	MARCHANDISES
HAMILTON (CONTD. - SUITE)	INORGANIC CHEMS. NES	37	2,312	2,350	PROD.CHIM.INCRG.NCA
	ORGANIC CHEMICALS NES	311	382	693	PROD.CHIM.ORGAN.NCA
	FERTILIZERS NES		63,659	63,659	ENGRAIS CHIMIQUE NCA
	SYNTHETIC RUBBER	1,495		1,495	CACOUTCHUC SYNTHETIQUE
	PLASTIC MATERIALS		48	48	MATIERES PLASTIQUES
	DYESTUFF,PIGMENT,PAINT	33	102	135	MAT.COLOR.PIG.PEINTURE
	CHEM.SPECIALTIES NES	6		6	PROD.CHIM.SPECIALAUX NCA
	FUEL OIL	4,404	93,260	97,664	MAZCUT
	COKE	65,574		65,574	CKE
	COAL TAR,PITCH	21,120	431	21,551	CCUDRON,BRAI DE BCUIL.
	PETROL,COAL PROD.NES	41	60,410	60,451	DERIVE PETR.CHARB.NCA
	FERRO-ALLOYS	1,767		1,767	FERRC-ALLIAGES
	PRIMARY IRON,STEEL NES	20	601	621	FER,ACIER PRIMAIR.NCA
	CASTINGS,FORGINGS	5	11,637	11,642	MCOUL.PIECES FORGEES
	BAR AND RODS,STEEL	1,621	1,798	3,419	BARRES ET TIGES ACIER
	PLATE & SHEET STEEL	46,107	136,884	182,991	ICLES,FEUILLES DACIER
	STRUCTURAL SHAPES	2,096	27,592	29,688	PROFILES DE CONSTRUCT.
	RAILS & TRACK MATERIAL		22	22	RAILS,MAT.VOIE FERREE
	PIPES,TUBES:IRON,STEEL	40	4,473	4,513	TUYAUX,TUBES:FER,ACIER
	WIRE	17	144	161	FIL METALLIQUE
	COPPER AND ALLOYS	219	21	240	CUIVRE ET ALLIAGES
	NICKEL AND ALLOYS	3		3	NICKEL ET ALLIAGES
	ZINC AND ALLOYS	63		63	ZINC ET ALLIAGES
	NON-FERROUS METALS NES	800	342	1,142	METAUX NON-FERREUX NCA
	METAL FAB.BASIC PROD.	300	342	642	CUVR.DE BASE EN METAL
	BRICKS,TILES NES	559	115	674	BRICKES,TILES NCA
	GLASS BASIC PRODUCTS		3,135	3,135	CUVR.DE BASE EN VERRE
	CEMENT	20	8	28	CIMENT
	CEMENT BASIC PROD.	4		4	CUVR.DE BASE CIMENT
	NON-MET.MIN.BASIC PROD	7,647	37	7,684	PRCC.MIN.NON-MEI.BASE
	MISC.FABRICATED PROD.	38	483	521	CUVRAGES DIVERS
	TRACTORS		3,742	3,742	TRACTEURS
	MACHINERY NES	2,687	3,973	6,660	MACHINES NCA
	RAILWAY ROLLING STOCK	131		131	MAT.ROUL.DE CH.DE FER
	PASS.AUTOS AND CHASSIS	15	2,828	2,843	VEITURES PART.,CHASSIS
	TRUCKS AND CHASSIS	297		297	CAMIONS ET CHASSIS
	MOTOR VEHICLE ENGINES	17	12	29	MOTEURS DE VEH.AUTOM.
	ROAD MOTOR VEH. NES		10	10	VEH.AUTOM.MOTEURS NCA
	SHIPS,AIRCRAFT,MIS.VEH		7	7	NAVIRES,AVIONS,VEH.DIV
	RUBBER TIRES AND TUBES	4		4	PNEUS, CHAMBRES A AIR
	EQUIPMENT MISC.	2,490	30	2,520	MATERIEL DIVERS
	PERSONAL,HOUSEHOLD GOODS	87	114	201	ART.PERS.ET MENAGERS
	CONTAINERS,CLOSURES	22	83	105	CONTENEURS,FERMETURES
	MISC. END PRODUCTS NES	45	3	48	PRODUITS FINIS DIV.NCA
	GENERAL CARGO	1,533	263	1,796	MARCHANDISES DIVERSES
PORT TOTAL	214,944 *	5,793,794 *	6,008,738 *	TOTAL DU PORT	
KINGSTON	COAL,BITUMINOUS		14,021	14,021	CHARBON BITUMINEUX
	PORT TOTAL	*	14,021 *	14,021 *	TOTAL DU PORT
KINGSVILLE	COAL,BITUMINOUS		1,894	1,894	CHARBON BITUMINEUX
	LIMESTONE		57,896	57,896	PIERRE CALCAIRE
PORT TOTAL	*	59,790 *	59,790 *	TOTAL DU PORT	
LITTLE CURRENT	IRON ORE AND CONC	715,498		715,498	MINERAL,CONC.DE FER
	COAL,BITUMINOUS		485,149	485,149	CHARBON BITUMINEUX
	METALLIC SALTS		2,500	2,500	SELS METALLIQUES
PORT TOTAL	715,498 *	487,649 *	1,203,147 *	TOTAL DU PORT	
MARATHON	COAL,BITUMINOUS		87,420	87,420	CHARBON BITUMINEUX
	LIMESTONE		3,278	3,278	PIERRE CALCAIRE
	PULP	122,246		122,246	PATE
	WET MACHINE BOARD		2	2	CARTON EN PATE PRESSE
	MACHINERY NES	5		5	MACHINES NCA
PORT TOTAL	122,251 *	90,700 *	212,951 *	TOTAL DU PORT	
MICHIPICOTEN HARBOR	COAL,BITUMINOUS		30,595	30,595	CHARBON BITUMINEUX
	LIMESTONE		354,619	354,619	PIERRE CALCAIRE
	PORT TOTAL	*	385,214 *	385,214 *	TOTAL DU PORT
MIDLAND	COAL,BITUMINOUS		4,907	4,907	CHARBON BITUMINEUX
	PORT TOTAL	*	4,907 *	4,907 *	TOTAL DU PORT
GAKVILLE	FUEL OIL	3,800	26,102	29,902	MAZCUT
	PORT TOTAL	3,800 *	26,102 *	29,902 *	TOTAL DU PORT
OSHAWA	COAL,BITUMINOUS		152,285	152,285	CHARBON BITUMINEUX
	FUEL OIL		1,700	1,700	MAZCUT
	PORT TOTAL	*	153,985 *	153,985 *	TOTAL DU PORT
OWEN SOUND	COAL,BITUMINOUS		4,355	4,355	CHARBON BITUMINEUX
	METALLIC SALTS		4,500	4,500	SELS METALLIQUES
	PORT TOTAL	*	8,855 *	8,855 *	TOTAL DU PORT

TABLE 6. CARGOES HANDLED AT CANADIAN PORTS, TO AND FROM FOREIGN COUNTRIES.

TABLÉAU 6. MARCHANDISES MANUTENTIONNÉES DANS LES PORTS CANADIENS, À DESTINATION OU EN PROVENANCE DE PAYS ÉTRANGERS.

PORT PORT	COMMODITY	TONS LOADED TONNES CHARGÉES	TONS UNLOADED TONNES DÉCHARGÉES	TOTAL TOTAL	MARCHANDISES
PARRY SOUND	IRON ORE AND CONC PORT TOTAL	32,719 32,719 *	*	32,719 32,719 *	MINÉRAI, CONC. DE FER TOTAL DU PORT
PICTON	IRON ORE AND CONC COAL, BITUMINOUS CEMENT PORT TOTAL	527,589 318,715 846,304 *	60,170 60,170 *	527,589 318,715 906,474 *	MINÉRAI, CONC. DE FER CHARBON BITUMINEUX CIMENT TOTAL DU PORT
PORT COLBORNE	IRON ORE AND CONC COAL, BITUMINOUS DOLOMITE SOYABEAN OIL COKE PIG IRON PORT TOTAL	876,777 16,205 892,982 *	108,413 35,703 24,237 16,205 168,453 *	108,413 35,703 876,777 100 24,237 16,205 1,061,435 *	MINÉRAI, CONC. DE FER CHARBON BITUMINEUX DOLOMITE HUILE DE SOYA CCKE FER EN GUEUSE TOTAL DU PORT
PORT CREDIT	COAL, BITUMINOUS CEMENT PORT TOTAL	68,100 68,100 *	3,233,580 3,233,580 *	3,233,580 68,100 3,301,680 *	CHARBON BITUMINEUX CIMENT TOTAL DU PORT
PORT STANLEY	COAL, BITUMINOUS FUEL OIL PORT TOTAL	*	28,614 16,589 45,203 *	28,614 16,589 45,203 *	CHARBON BITUMINEUX FAZCUT TOTAL DU PORT
PRESCOTT	SALT VEG. OILS, FATS NES METALLIC SALTS FERTILIZERS NES PORT TOTAL	*	15,000 500 6,624 2,560 24,684 *	15,000 500 6,624 2,560 24,684 *	SEL HUIL. MAT. GRAS. VEG. NCA SELS MÉTALLIQUES ENGRAIS CHIMIQUE NCA TOTAL DU PORT
ST. CATHARINES	RAW SUGAR ORES AND CONC. NES SAND AND GRAVEL FLUORSPAR COPPER AND ALLOYS NICKEL AND ALLOYS NON-FERROUS METALS NES NON-MET. MIN. BASIC PROD TRUCKS AND CHASSIS PORT TOTAL	401 199 600 *	4,098 15,124 109,856 8,107 20 1,454 103 401 199 138,762 *	4,098 15,124 109,856 8,107 20 1,454 103 401 199 139,362 *	SUCRE BRUT MINÉRAIS ET CONC. NCA SABLE ET GRAVIERS SPATH FLUOR CUIVRE ET ALLIAGES NICKEL ET ALLIAGES MÉTAUX NON-FERREUX NCA PROD. MIN. NON-MET. BASE CHASSIS ET CHASSIS TOTAL DU PORT
SARNIA	CORN WHEAT VEGETABLES, DRIED VEGETABLE PREP. NES SOYA BEANS COAL, BITUMINOUS SAND AND GRAVEL LIMESTONE METALLIC SALTS INORGANIC CHEMS. NES GLYCOL ORGANIC CHEMICALS NES SYNTHETIC RUBBER PLASTIC MATERIALS CHEM. SPECIALTIES NES FUEL OIL LUBRICATING OIL, GREASE PETROL. COAL PROD. NES PERSONAL, HSEHOLD GOODS MISC. END PRODUCTS NES GENERAL CARGO PORT TOTAL	2,890 6,063 834 96 2,240 2,751 10,925 1,000 94,370 30,790 14,766 24 99,664 7 3 1 266,400 *	4,031,247 38,207 320,770 35 94 8,225 366 24 6,000 2,300 53,990 48 38 4,461,344 *	2,890 6,063 834 96 2,240 2,751 10,960 1,094 102,595 31,156 14,766 24 105,664 2,307 53,990 51 1 38 4,727,744 *	MAÏS BLÉ LÉGUMES, SECS PREP. DE LÉGUMES NCA GRAINE DE SOYA CHARBON BITUMINEUX SABLE ET GRAVIERS PIERRE CALCAIRE SELS MÉTALLIQUES PROD. CHIM. INCRG. NCA GLYCOL PROD. CHIM. ORGAN. NCA CACUTCHUC SYNTHETIQUE MATIÈRES PLASTIQUES PROD. CHIM. SPÉCIAUX NCA FAZCUT HUILE, GRAISSE LUBRIF. CÉRIVE PETR. CHARB. NCA ART. PERS. ET MENAGERS PRODUITS FINIS DIV. NCA MARCHANDISES DIVERSES TOTAL DU PORT
SAULT STE. MARIE	LOGS COPPER ORE AND CONC. IRON ORE AND CONC IRON AND STEEL SCRAP COAL, BITUMINOUS LIMESTONE FLUORSPAR LUMBER AND TIMBER CHEM. SPECIALTIES NES COKE PIG IRON PRIMARY IRON, STEEL NES CASTINGS, FORGINGS BARS AND RODS, STEEL PLATE & SHEET STEEL STRUCTURAL SHAPES RAILS & TRACK MATERIAL PIPES, TUBES: IRON, STEEL METAL FAB. BASIC PROD.	2,000 2,798 6,262 1,937,940 283,835 1,990 216 21 10,000 29,094 37,864 25,105 370 53,887 14,280 151 90	19,033 2,498 389 208 4,361	2,000 2,798 6,262 1,937,940 283,835 1,990 216 21 10,000 29,094 37,864 27,603 370 54,276 14,488 151 90	BILLES MINÉRAI, CONC. CUIVRE MINÉRAI, CONC. DE FER DÉCHETS DE FER, DACIER CHARBON BITUMINEUX PIERRE CALCAIRE SPATH FLUOR BOIS D'OEUVRE ET CHARP. PROD. CHIM. SPÉCIAUX NCA CCKE FER EN GUEUSE FER, ACIER PRIMAIR. NCA MUL. PIÈCES FORGÉES BARRÉS ET TIGES ACIER TOLES, FEUILLES DACIER PROFILES DE CONSTRUCT. RAILS, MAT. VOIE FERREE TUYAUX, TUBES: FER, ACIER CUIVRE DE BASE EN METAL

TABLE 6. CARGOES HANDLED AT CANADIAN PORTS, TO AND FROM FOREIGN COUNTRIES.

TABLEAU 6. MARCHANDISES MANUTENTIONNEES DANS LES PORTS CANADIENS, A DESTINATION OU EN PROVENANCE DE PAYS ETRANGERS.

PORT PORT	COMMODITY	TONS LOADED TONNES CHARGEES	TONS UNLOADED TONNES DECHARGEES	TOTAL TOTAL	MARCHANDISES	
SAULT STE. MARIE (CONTO. - SUITE)	MACHINERY NES		1	1	MACHINES NCA	
	TRUCKS AND CHASSIS		4	4	CAMIONS ET CHASSIS	
	MOTOR VEHICLE ENGINES	459		459	MOTEURS DE VEH.AUTOM.	
	PORT TOTAL	182,576 *	2,250,280 *	2,432,856 *	TOTAL DU PORT	
SCMBRA	LIMESTONE		44,670	44,670	PIERRE CALCAIRE	
	PORT TOTAL	*	44,670 *	44,670 *	TOTAL DU PORT	
THOROLD	ALUMINA,BAUXITE ORES		72,874	72,874	MINERAIS ALUMINE,BAUX.	
	MANGANESE ORE		1,200	1,200	MINERAI DE MANGANESE	
	COAL,BITUMINOUS		21,122	21,122	CHARBON BITUMINEUX	
	PULP	6,129		6,129	PATE	
	NEWSPRINT PAPER	103,302		103,302	PAPIER JOURNAL	
	PLASTIC MATERIALS	1		1	MATIERES PLASTIQUES	
	FUEL OIL		1,400	1,400	MAZOUT	
	COKE		33,648	33,648	CKE	
	COPPER AND ALLOYS		32	32	CUIVRE ET ALLIAGES	
	NICKEL AND ALLOYS		2,527	2,527	NICKEL ET ALLIAGES	
	NON-FERROUS METALS NES		96	96	METAUX NON-FERREUX NCA	
	NON-MET.MIN.BASIC PROC	1,050		1,050	PRC.MIN.NON-MET.BASE	
	PORT TOTAL	110,482 *	132,899 *	243,381 *	TOTAL DU PORT	
	THUNDER BAY	BARLEY	356,908		356,908	CRGE
		OATS	146,138		146,138	AVCINE
		RYE	84,655		84,655	SEIGLE
		WHEAT	131,685		131,685	BLE
CEREALS UNMILLED,NES		4,124		4,124	CEREALES NON MOUL.,NDA	
MALT AND MALT FLOUR		15,922		15,922	MALT ET FARINE DE MALT	
WHEAT FLOUR		9,639		9,639	FARINE DE BLE	
CEREALS MILLED,NES		392		392	CEREALES MOULUES,NCA	
VEGETABLES, FRESH		2,520		2,520	LEGUMES, FRAIS	
VEGETABLES, DRIED		5,255		5,255	LEGUMES, SECS	
MISC.FOOD PREP.NES		559	245	804	DIV.PREP.ALIM.NDA	
HULLS,SCREENINGS,CHAFF		84,086		84,086	ECCLURES,CRIBLURES,BAL	
CONC.COMPLETE FEEDS		99,234		99,234	CCNG.,PRCV.COMPLETES	
DIST.ALCOHOLIC BEV.			275	275	BOISS.ALCOOL.DIST.	
FLAXSEED		322,758		322,758	GRAINE DE LIN	
MUSTARD SEED		29,004		29,004	GRAINE DE MOUTARDE	
RAPESEED		347,933		347,933	GRAINE DE COLZA	
OIL SEEDS,NUTS NES		5,201		5,201	GRAINES,NDX CLEAG.NDA	
COPPER ORE AND CONC.		8,406		8,406	MINERAI,CONC. CUIVRE	
IRON ORE AND CONC		1,893,059		1,893,059	MINERAI,CONC.DE FER	
COAL,BITUMINOUS			248,856	248,856	CHARBON BITUMINEUX	
LIMESTONE			27,488	27,488	PIERRE CALCAIRE	
PULP		1,474		1,474	PATE	
NEWSPRINT PAPER		217,985		217,985	PAPIER JOURNAL	
CORDAGE,TWINE,ROPE			1,952	1,952	CORDAGE,FICELLE,CORD	
METALLIC SALTS			5,068	5,068	SELS METALLIQUES	
INORGANIC CHEMS. NES			17,230	17,230	PRC.CHIM.INCRG.NCA	
ORGANIC CHEMICALS NES			4,415	4,415	PRC.CHIM.ORGAN.NCA	
PDTASH		91,390		91,390	POTASSE	
DYESTUFF,PIGMENT,PAINT			66	66	MAT.COLOR.PIG.PEINTURE	
CHEM.SPECIALTIES NES			145	145	PRC.CHIM.SPECIALUX NDA	
LUBRICATING OIL,GREASE			267	267	HUILE,GRAISSE LUBRIF.	
FERRC-ALLOYS			54	54	FERRC-ALLIAGES	
PLATE & SHEET STEEL		713	713	TELES,FEUILLES CACIER		
STRUCTURAL SHAPES		1,786	1,786	PROFILES DE CONSTRCT.		
PIPES,TUBES:IPON,STEEL		657	657	TOYAUX,TUBES:FER,ACIER		
METAL FAB.BASIC PROD.		31	31	CLVR.DE BASE EN METAL		
TRACTORS	1	1,108	1,109	TRACTEURS		
MACHINERY NES		402	402	MACHINES NCA		
CONTAINERS,CLOSURES		529	529	CONTENEURS,FERMETURES		
GENERAL CARGO		185	185	MARCHANDISES DIVERSES		
PORT TOTAL	3,858,328 *	311,472 *	4,169,800 *	TOTAL DU PORT		
TORONTO	MEAT,FRESH OR FROZEN	551	764	1,315	VIANDE,FRAICHE / CCNG.	
	MEAT,CURED	680		680	VIANDE FUMEE OU SALEE	
	MEAT AND MEAT PREP.NES	26	1,172	1,198	VIANDES ET PREP.NCA	
	FISH,FRESH OR FROZEN	44	666	710	POISSON,FRAIS OU CCNG.	
	FISH,SALTED OR CURED		21	21	POISSON,SALE OU FUME	
	FISH,CANNED	18	1,825	1,843	PCISSEN EN BCITES	
	SHELL FISH,NES		32	32	MOLLUSQUES CRUST.,NDA	
	CHEESE	25	787	812	FROMAGE	
	MILK POWDER	28		28	LAIT EN Poudre	
	DAIRY PROD.EGGS,HONEY	4	11	15	PRC.LAIT.,OEUF,PIEL	
	CEREALS UNMILLED,NES	2		2	CEREALES NON MOUL.,NDA	
	WHEAT FLOUR		1	1	FARINE DE BLE	
	CEREALS MILLED,NES	160		160	CEREALES MOULUES,NCA	
	BAKERY PROD.INC.FROZEN	64	7	71	PRC.BUL.,PRC.CCNG.	
	MACARENI,CEREAL PRCD.	10	102	112	FATES ALIM.PRC.CEREAL	
	FRESH FRUITS,BERRIES	22	4,905	4,927	FRUITS, BAIES FRAIS	
	DRIED FRUITS	3	733	736	FRUITS SECS	
	FRUIT JUICES	3	1,160	1,163	JUS DE FRUIT	

TABLE 6. CARGOES HANDLED AT CANADIAN PORTS, TO AND FROM FOREIGN COUNTRIES.

TABLEAU 6. MARCHANDISES MANUTENTIONNEES DANS LES PORTS CANADIENS, A DESTINATION OU EN PROVENANCE DE PAYS ETRANGERS.

PORT PORT	COMMODITY	TONS LOADED TONNES CHARGEES	TONS UNLOADED TONNES DECHARGEES	TOTAL TOTAL	MARCHANDISES
TORONTO (CONTD. - SUITE)	FRUIT PULP, PUREE		363	363	PULPE DE FRUIT, PUREE
	FRUIT,PRES.NOT CANNED		2,577	2,577	CONS. FRUITS NON BCITE
	FRUITS, PREP. CANNED	2	7,056	7,058	FRUITS PREP. EN BCITE
	NUTS,EXC.DIL NUTS NES	26	2,036	2,062	NCIX,SAUF CLEAG.NCA
	VEGETABLES, FRESH		446	446	LEGUMES, FRAIS
	VEGETABLES, FROZEN	48		48	LEGUMES, CONGELES
	VEGETABLES, DRIED	1,302	4	1,306	LEGUMES, SECS
	VEGETABLE PREP.NES	223	3,545	3,768	PREP. DE LEGUMES NCA
	RAW SUGAR		89,264	89,264	SUCRE BRUT
	SUGAR, NES	132		132	SUCRE, NDA
	MOLASSES, CRUDE		27,588	27,588	MELASSE, BRUTE
	SYRUP	2	6	8	SIROP
	SUGAR PREPARATIONS		373	373	PREP. A BASE DE SUCRE
	COCOA AND CHOCOLATE		869	869	CACAO ET CHOCCLAT
	COFFEE		999	999	CAFE
	TEA		752	752	THE
	SPICES	3	425	428	EPICES
	SAUSAGE SKINS,CASINGS	38	65	103	BOYAUX A SAUCISSES
	MISC.FOOD PREP.NES	297	11,848	12,145	DIV.PREP.ALIM.NDA
	BRAN,SHORTS,MIDCLINGS	16		16	SCN,ISSUES DE CEREALES
	GROUND CEREALS NES	240	3	243	CEREALES MOUTUES NCA
	SOYA. DIL MEAL, CAKE	54,473		54,473	FARINE TOUT.GR.SOYA
	DIL SEED MEAL,CAKE NES	8,742		8,742	FAR.TOUT.CLEAG.NCA
	CONC.COMPLETE FEEDS	58	112	171	CONC.,PRC.V.COMPLETES
	NON-ALCOHOLIC BEVERAGE		325	325	BOISSONS NON-ALCOCLIC.
	ALE,BEER,STOUT,PORTER		534	534	ALE,BIERE,STOUT,PORTER
	WINES		1,607	1,607	VINS
	FERM.ALCOHOLIC BEV.	7		7	BCISS.ALCCCL.FERME.
	DIST.ALCOHOLIC BEV.	54	13,054	13,108	BCISS.ALCCCL.DIST.
	CIGARETTES	43	1	44	CIGARETTES
	TOBACCO NES	1,652	53	1,705	TABACS NCA
	RAW HIDES AND SKINS	6,900	280	7,180	PEAUX ET CUIRS BRUT
	CRUDE ANIMAL PROD.NES	25	3	28	PR.BRUTS CRIG.ANIM.NDA
	SEEDS FOR SOWING NES	1,307	111	1,418	GRAINES DE SEMENCE NCA
	FLAXSEED		46	46	GRAINE DE LIN
	SOYA BEANS	331	196,550	196,881	GRAINE DE SOYA
	OIL SEEDS,NUTS NES	15	39	54	GRAINES,NCIX CLEAG.NCA
	NURSERY,GREENHSE STOCK		579	579	PROD.PEPINIERE,SERRE
	RUBBER,ALLIED GUMS,NAT	99	19,196	19,295	CACUTCHUC GOMMES NAT.
	CRUDE VEG.PROD.NES	10	147	157	PR.BRUTS CRIG.VEG.NCA
	LOGS	273		273	BILLES
	WOOL AND ANIMAL HAIR		97	97	LAINE,POILS ANIMAL
	TEXTILE FIBRES NES	392	2,184	2,576	FIBRES TEXTILES NCA
	DRES AND CONC.NES	56	18	74	MINERALS ET CONC.NDA
	IRON AND STEEL SCRAP	361		361	DECHETS DE FER, DACIER
	NON-FERROUS MET.SCRAP	993		993	DECHETS METAL.NCN FER.
	BLAG,DRCS,BY-PRODUCTS	3		3	PCUS.CUELL.SCCR.PROD.
	COAL,BITUMINOUS		1,207,773	1,207,773	CHARBON BITUMINEUX
	ASBESTOS	10		10	AMIANTE
	SAND AND GRAVEL		112	112	SABLE ET GRAVIERS
STONE,CRUDE NES	6	868	874	PIERRE BRUTE NCA	
BARYTES,NATURAL		22	22	BARYTINE NATURELLE	
SALT		69,436	69,436	SEL	
CRUDE NON-MET.MIN.NES	99		99	MIN.NCN-MET.BRUTS NCA	
COTTON,TEXTILE WASTE	2,171	12	2,183	DECHETS DE COTON,TEXT.	
WASTE AND SCRAP NES	17		17	DECHETS ET REBUTS NCA	
LEATHER	122	50	172	CUIR	
RUBBER FAB.MATERIALS	5	52	57	DEMI-PROD.CACUTCHUC	
LUMBER AND TIMBER	6,911	13,997	20,908	BCIS CCEUVRE ET CHARP.	
FLOORING	61		61	LAMES POUR PARQUET	
VENEER,PLYWOOD	27	16,628	16,655	PLACAGES,CDNTR-PLAQ.	
WOOD FAB.MATERIALS	2	562	564	DEMI-PRODUITS EN BCIS	
PULP		46	46	PATE	
PAPER NES	456	146	602	PAPIER NCA	
PAPERBOARD	55	161	216	CARTON	
BLDG.PAPER AND BOARD	86	1,838	1,924	PLAQ.CCNSTR.,PAP/CART.	
WET MACHINE BOARD	175	497	672	CARTON EN PATE PRESSE	
CORDAGE,TWINE,ROPE		2,499	2,499	CORDACE,FICELLE,CORDE	
JUTE WOVEN FABRICS		77	77	TISSUS DE JUTE	
TEXTILE FAB.MTL NES	206	3,891	4,097	OUVR.EN MAT.TEXT.NCA	
ANIMAL OILS,EXC.MARINE	7,440		7,440	HUIL.ANIM.SAUF AN.MAR.	
FISH,MARINE ANIMAL OIL		276	276	HUIL.DE PCISSON,AN.MAR	
SOYABEAN OIL	22,466	2,150	24,616	HUIL.DE SOYA	
VEG.OILS,FATS NES	1,099	19,076	20,175	HUIL.MAT.GRAS.VEG.NCA	
OILS,FATS,WAXES NES	4,490	1,907	6,397	HUIL.MAT.GRAS.CIRE NCA	
METALLIC SALTS	438	8,489	8,921	SELS METALLIQUES	
INORGANIC CHEMS. NES	4	104	108	PROD.CHIM.INORG.NDA	
ORGANIC CHEMICALS NES	1,149	11,203	12,352	PROD.CHIM.ORGAN.NDA	
EXPLOS., FUSES, CAPS		16	16	EXPLCS.,AMCRGES, DET.	
POTASH		10	10	POTASSE	
FERTILIZERS NES	65		65	ENGRAIS CHIMIQUE NCA	
AGRICULTURAL CHEMICALS	171	721	892	PROD.CHIM.AGRICLLES	

TABLE 6. CARGOES HANDLED AT CANADIAN PORTS, TO AND FROM FOREIGN COUNTRIES.

TABLEAU 6. MARCHANDISES MANUTENTIONNEES DANS LES PORTS CANADIENS, A DESTINATION OU EN PROVENANCE DE PAYS ETRANGERS.

PORT PORT	COMMODITY	TONS LOADED TONNES CHARGÉES	TONS UNLOADED TONNES DÉCHARGÉES	TOTAL TOTAL	MARCHANDISES
TCRCNTO (CCNTO. - SUITE)	SYNTHETIC RUBBER	977	120	1,097	CAGOUTCHOUX SYNTHÉTIQUE
	PLASTIC MATERIALS	2,093	8,617	10,710	MATIÈRES PLASTIQUES
	DYESTUFF, PIGMENT, PAINT	417	1	418	MAT. COUCR. PIC. PEINTURE
	CHEM. SPECIALTIES NES	172	696	868	PRDC. CHIM. SPÉCIAUX NCA
	FUEL OIL	17,600	114,727	132,327	MAZOUT
	LUBRICATING OIL, GREASE	787	27,606	28,393	PUILE, GRAISSE LUBRIF.
	ASPHALTS, ROAD OILS	14		14	ASPHALTE, BITUME LIQ.
	COAL TAR, PITCH	12		12	GCUDRCN, BRAT DE BOUIL.
	PETROL, COAL PROD. NES	635	13,755	14,390	CÉRIVE PETR. CHARB. NCA
	FERRO-ALLOYS		1,560	1,560	FERRC-ALLIAGES
	PIG IRON		17	17	FER EN GUEUSE
	PRIMARY IRON, STEEL NES	146	429	575	FER, ACIER PRIMAIR. NCA
	CASTINGS, FORGINGS	62	2,325	2,387	MCUL. PIÈCES FORGÉES
	BAR AND RODS, STEEL	781	34,780	35,561	BARRÉS ET TIGES ACIER
	PLATE & SHEET STEEL	586	39,924	40,510	TCLES, FEUILLES DACIER
	STRUCTURAL SHAPES	751	56,994	57,745	PROFILES DE CONSTRUCT.
	PIPES, TUBES: IRON, STEEL	313	7,632	7,945	TUYAUX, TUBES: FER, ACIER
	WIRE	169	1,723	1,892	FIL MÉTALLIQUE
	ALUMINUM	155	3,433	3,588	ALUMINIUM
	COPPER AND ALLOYS	14,795	536	15,331	CUIVRE ET ALLIAGES
	NICKEL AND ALLOYS	374	1	375	NICKEL ET ALLIAGES
	ZINC AND ALLOYS	5	7	12	ZINC ET ALLIAGES
	NON-FERROUS METALS NES	35	998	1,033	MÉTAUX NON-FERREUX NCA
	METAL FAB. BASIC PROD.	813	14,005	14,818	CLVR. DE BASE EN MÉTAL
	BRICKS, TILES NES		309	309	BRQUES, TUILES NCA
	GLASS BASIC PRODUCTS	381	4,886	5,267	QUVR. DE BASE EN VERRE
	CEMENT		429	429	CIMENT
	NON-MET. MIN. BASIC PROD	605	3,381	3,990	PRDC. MIN. NON-MÉT. BASE
	MISC. FABRICATED PROD.	64	668	732	CLVRAGES DIVERS
	TRACTORS	178	2,470	2,648	TRACTEURS
	MACHINERY NES	2,686	14,539	17,225	MACHINES NCA
	PASS. AUTCS AND CHASSIS	5,428	33,717	39,145	VEICULES PART., CHASSIS
TRUCKS AND CHASSIS	707	8	715	CAMIONS ET CHASSIS	
MOTOR VEHICLE ENGINES	1,186	2,179	3,365	MCTEURS DE VEH. AUTOM.	
ROAD MOTOR VEH. NES	29	507	536	VEH. AUTOM. ROUTIERS NCA	
SHIPS, AIRCRAFT, MIS. VEH	126	226	352	NAVIRES, AVIONS, VEH. DIV	
RUBBER TIRES AND TUBES	611	677	1,288	PNEUS, CHAMBRES À AIR	
EQUIPMENT MISC.	1,189	6,647	7,836	MATÉRIEL DIVERS	
PERSONAL, HOUSEHOLD GOODS	1,762	15,447	17,209	ART. PERS. ET MÉNAGERS	
FIREARMS, AMMUNITION		56	56	ARMES À FEU, MUNITIONS	
CONTAINERS, CLOSURES	891	1,925	2,816	CONTENEURS, FERMETURES	
MISC. END PRODUCTS NES	1,004	876	1,880	PRDQITS FINIS DIVERS NCA	
GENERAL CARGO	17,486	52,690	70,176	MARCHANDISES DIVERSES	
CONTAINERIZED FREIGHT	5,815	13,624	19,439	FRET CONTENEURESE	
PORT TOTAL	209,338 *	2,243,102 *	2,452,440 *	TOTAL DU PORT	
LAKEVIEW	COAL, BITUMINOUS		433,319	433,319	CHARBON BITUMINEUX
	PORT TOTAL	*	433,319 *	433,319 *	TOTAL DU PORT
TRENTON	COAL, BITUMINOUS		7,424	7,424	CHARBON BITUMINEUX
	PORT TOTAL	*	7,424 *	7,424 *	TOTAL DU PORT
WALLACEBURG	LIMESTONE		23,687	23,687	PIERRE CALCAIRE
	PORT TOTAL	*	23,687 *	23,687 *	TOTAL DU PORT
WELLAND	FUEL OIL		2,000	2,000	MAZOUT
	COKE		4,923	4,923	CCKE
	NON-MET. MIN. BASIC PROD	2,677		2,677	PRDC. MIN. NON-MÉT. BASE
	PORT TOTAL	2,677 *	6,923 *	9,600 *	TOTAL DU PORT
WINDSOR	MEAT, FRESH OR FROZEN		28	28	VIANDE, FRAICHE / CONG.
	WHEAT FLOUR		44	44	FARINE DE BLE
	CEREALS MILLED, NES		39	39	CÉRÉALES MÛLÉES, NCA
	FRUIT JUICES		393	393	JUS DE FRUIT
	FRUIT, PRES. NOT CANNED		57	57	CONS. FRUITS NON BCITÉ
	FRUITS, PRÉP. CANNED	9	3	12	FRUITS PRÉP. EN BCITÉ
	VEGETABLES, ORTIO		30,580	30,580	LEGUMES, SECS
	VEGETABLE PRÉP. NES	80	2,001	2,081	PRÉP. DE LEGUMES NCA
	SUGAR PREPARATIONS	20		20	PRÉP. À BASE DE SUCRE
	COCOA AND CHOCOLATE	201		201	CACAO ET CHOCOLAT
	COFFEE	124		124	CAFÉ
	SAUSAGE SKINS, CASINGS	26	43	69	BOYAUX À SAUCISSES
	FEEDS, VEGETABLE ORIGIN	122		122	PROV. D'ORIGINE VÉGÉTALE
	CONC. COMPLETE FEEDS	28	224	252	CCNC., PROV. COMPLETES
	WINES	356		356	VINS
	DIST. ALCOHOLIC BEV.	5,319	13	5,332	BCISS. ALCOOL. OIST.
	TOBACCO NES	10,405		10,405	TABACS NCA
	TEXTILE FIBRES NES	5		5	FIBRES TEXTILES NCA
	IRON AND STEEL SCRAP	74	400	474	DÉCHETS DE FER, DACIER
	SLAG, DROSS, BY-PRODUCTS		22	22	PCUS, GUEUL. SCCR. PRDC.
	COAL, BITUMINOUS		475,545	475,545	CHARBON BITUMINEUX
	ASBESTOS	16		16	AMTANTE
	SAND AND GRAVEL		79,725	79,725	SABLE ET GRAVIERS

TABLE 6. CARGOES HANDLED AT CANADIAN PORTS, TO AND FROM FOREIGN COUNTRIES.

TABLEAU 6. MARCHANDISES MANUTENTIONNEES DANS LES PORTS CANADIENS, A DESTINATION OU EN PROVENANCE DE PAYS ETRANGERS.

PORT PORT	COMMODITY	TONS LOADED TONNES CHARGEES	TONS UNLOADED TONNES DECHARGEES	TOTAL TOTAL	MARCHANDISES	
WINDSOR (CONTO. - SUITE)	LIMESTONE		392,811	392,811	PIERRE CALCAIRE	
	CRUSHED STONE		10,276	10,276	PIERRE CONCASSEE	
	FLUORSPAR		85,500	85,500	SPATH FLUOR	
	SALT	649,292		649,292	SEL	
	CRUDE NON-MET.MIN.NES	40	19	59	MIN.NON-MET.BRUTS NDA	
	WASTE AND SCRAP NES		206	206	DECHETS ET REBUTS NDA	
	RUBBER FAB.MATERIALS	14		14	CEMI-PRCC.CACUTCH+CUC	
	PAPER NES		5	5	PAPIER NDA	
	PAPERBOARD	16		16	CARTON	
	CORDAGE,TWINE,ROPE		1,249	1,249	CORDAGE,FICELLE,CORDE	
	TEXTILE FAB.MTL NES	17		17	CUVR.EN MAT.TEXT.NCA	
	METALLIC SALTS		427	427	SELS METALLIQUES	
	ORGANIC CHEMICALS NES	101	140	241	PROD.CHIM.ORGAN.NDA	
	POTASH		6,900	6,900	POTASSE	
	FERTILIZERS NES		8,694	8,694	ENGRAIS CHIMIQUE NCA	
	PLASTIC MATERIALS	7	354	401	MATIERES PLASTIQUES	
	CHEM.SPECIALTIES NES	46	66	112	PRCC.CHIM.SPECIALX NCA	
	FUEL OIL	5,900	33,480	39,380	MAZOUT	
	PRIMARY IRON,STEEL NES		2,464	2,464	FER,ACIER PRIMAIR.NCA	
	CASTINGS,FORGINGS	2,101	97	2,198	MUL.PIECES FORGEES	
	BAR AND RODS,STEEL		10,672	10,672	BARRES ET TIGES ACIER	
	PLATE & SHEET STEEL		24,437	24,437	TOLES,FEUILLES DACIER	
	STRUCTURAL SHAPES		64,724	64,724	PROFILES DE CONSTR.LCT.	
	RAILS & TRACK MATERIAL	20		20	RAILS,MAT.VOIE FERREE	
	PIPES,TUBES:IRON,STEEL		326	326	TUYAUX,TUBES:FER,ACIER	
	WIRE	428	3,341	3,769	FIL METALLIQUE	
	ALUMINIUM	124	450	574	ALUMINIUM	
	COPPER AND ALLOYS	42		42	CUVRE ET ALLIAGES	
	METAL FAB.BASIC PROD.	949	496	1,445	CUVR.DE BASE EN METAL	
	GLASS BASIC PRODUCTS	232	5	237	CUVR.DE BASE EN VERRE	
	CEMENT		14,825	14,825	CIMENT	
	NON-MET.MIN.BASIC PROD		208	208	PRCC.MIN.NON-MET.BASE	
	MISC.FABRICATED PRCD.	25	10	35	CUVRAGES DIVERS	
	TRACTORS		369	369	TRACTEURS	
	MACHINERY NES	2,198	2,766	4,964	MACHINES NCA	
	PASS.AUTOS AND CHASSIS		1	1	VEITURES PART.,CHASSIS	
	TRUCKS AND CHASSIS		294	294	CAMIONS ET CHASSIS	
	MOTOR VEHICLE ENGINES	2,166	3,406	5,572	MOTEURS DE VEH.AUTOM.	
	ROAD MOTOR VEH. NES		174	174	VEH.AUTOM.ROULIERS NCA	
	SHIPS,AIRCRAFT,MIS.VEH	39		39	NAVIRES,AVIONS,VEH.CIV	
	RUBBER TIRES AND TUBES	10	11	21	PNEUS, CHAMBRES A AIR	
	EQUIPMENT MISC.	1,677	749	2,426	MATERIEL DIVERS	
	PERSONAL,HOUSEHOLD GOODS	1,103	202	1,305	ART.PERS.ET MENAGERS	
	FIREARMS,AMMUNITION	19		19	ARMES A FEU,MUNITIONS	
	CONTAINERS,CLOSURES	134	122	256	CONTENEURS,FERMETURES	
	MISC. END PRODUCTS NES	847	443	1,290	PRCDITS FINIS DIV.NDA	
	GENERAL CARGO	3,336	5,803	9,139	MARCHANDISES DIVERSES	
	PORT TOTAL	687,668 *	1,265,689 *	1,953,357 *	TOTAL DU PORT	
	ONTARIO-NES/NDA	COAL,BITUMINOUS		596,663	596,663	CHARBON BITUMINEUX
		LIMESTONE		178,702	178,702	PIERRE CALCAIRE
		STONE,CRUDE NES	48,500		48,500	PIERRE BRUTE NCA
		FUEL OIL		6,950	6,950	MAZOUT
		PORT TOTAL	48,500 *	782,315 *	830,815 *	TOTAL DU PORT
	PROVINCE TOTAL	9,831,285 **	22,791,575 **	32,622,860 **	TOTAL DU PROVINCE	
	MANITOBA / MANITOBA CHURCHILL	BARLEY	118,030		118,030	ORGE
WHEAT		570,451		570,451	BLE	
DIST.ALCOHOLIC BEV.			501	501	BOISS.ALCOOL.DIST.	
COPPER ORE AND CONC.			108	108	MINERAI,CONC. CUVRE	
LEATHER			113	113	CUIR	
TEXTILE FAB.MTL NES			1	1	CUVR.EN MAT.TEXT.NCA	
METALLIC SALTS		60	108	168	SELS METALLIQUES	
INORGANIC CHEMS. NES		45		45	PRCC.CHIM.INORG.NCA	
POTASH			33	33	POTASSE	
FERTILIZERS NES			99	99	ENGRAIS CHIMIQUE NCA	
PLASTIC MATERIALS			42	42	MATIERES PLASTIQUES	
DYESTUFF,PIGMENT,PAINT			80	80	MAT.COLOR.PIG.PEINTURE	
GASOLINE			873	873	ESSENCE	
FUEL OIL			21,333	21,333	MAZOUT	
PIPES,TUBES:IRON,STEEL			672	672	TUYAUX,TUBES:FER,ACIER	
NICKEL AND ALLOYS		8,748		8,748	NICKEL ET ALLIAGES	
METAL FAB.BASIC PROD.			137	137	CUVR.DE BASE EN METAL	
MISC.FABRICATED PRCD.			15	15	CUVRAGES DIVERS	
TRACTORS			253	253	TRACTEURS	
PASS.AUTOS AND CHASSIS			36	36	VEITURES PART.,CHASSIS	
ROAD MOTOR VEH. NES			8	8	VEH.AUTOM.ROULIERS NCA	
SHIPS,AIRCRAFT,MIS.VEH			1	1	NAVIRES,AVIONS,VEH.CIV	
EQUIPMENT MISC.		189	189	MATERIEL DIVERS		

TABLE 6. CARGOES HANDLED AT CANADIAN PORTS, TO AND FROM FOREIGN COUNTRIES.

TABLEAU 6. MARCHANDISES MANUTENTIONNEES DANS LES PORTS CANADIENS, A DESTINATION OU EN PROVENANCE DE PAYS ETRANGERS.

PORT PORT	COMMODITY	TONS LOADED TONNES CHARGEES	TONS UNLOADED TONNES DECHARGEES	TOTAL TOTAL	MARCHANDISES
CHURCHILL (CONTO. - SUITE)	PERSONAL, HOUSEHOLD GOODS		40	40	ART. PERS. ET MENAGERS
	MISC. END PRODUCTS NES		23	23	PRODUITS FINIS DIV. NCA
	PORT TOTAL	697,334 *	24,665 *	721,999 *	TOTAL DU PORT
	PROVINCE TOTAL	697,334 **	24,665 **	721,999 **	TOTAL DU PROVINCE
BRITISH COLUMBIA / COLOMBIE-BRITANNIQUE AMBERTON	SLAG, DRCS, BY-PRODUCTS		2,900	2,900	PCUS. GUEUL. SCCR. PRCC.
	PORT TOTAL	*	2,900 *	2,900 *	TOTAL DU PORT
BEECHER BAY	LUMBER AND TIMBER	725		725	BCIS DCEUVRE ET CHARP.
	PORT TOTAL	725 *	*	725 *	TOTAL DU PORT
BLUBBER BAY	LIMESTONE	534,793		534,793	PIERRE CALCAIRE
	PORT TOTAL	534,793 *	*	534,793 *	TOTAL DU PORT
BRITANNIA BEACH	COPPER ORE AND CONG.	6,967		6,967	MINERAI, CONC. CUIVRE
	SLAG, DRCS, BY-PRODUCTS	9,500		9,500	PCUS. GUEUL. SCCR. PRCC.
	SAND AND GRAVEL	32,000		32,000	SABLE ET GRAVIERS
	PULP	2,445		2,445	PATE
	PORT TOTAL	50,912 *	*	50,912 *	TOTAL DU PORT
CAMPBELL RIVER	PULPWOOD	40,831		40,831	BCIS A PATE
	COPPER ORE AND CONG.	11,707		11,707	MINERAI, CONC. CUIVRE
	ZINC ORE AND CONG.	29,362		29,362	MINERAI, CONC. DE ZINC
	LUMBER AND TIMBER	35,505		35,505	BCIS DCEUVRE ET CHARP.
	PULP	66,409		66,409	PATE
	NEWSPRINT PAPER	96,604		96,604	PAPIER JOURNAL
	PAPER NES	4,833		4,833	PAPIER NDA
	FUEL OIL		103,169	103,169	MAZCUT
	BAR AND RODS, STEEL		2	2	BARRES ET TIGES ACIER
	METAL FAB. BASIC PROD.		1	1	CUVR. DE BASE EN METAL
	CONTAINERS, CLOSURES		63	63	CONTENEURS, FERMETURES
	PORT TOTAL	285,251 *	103,235 *	388,486 *	TOTAL DU PORT
	CHEMAINUS	LOGS	58,874	93,313	152,187
LUMBER AND TIMBER		297,647		297,647	BCIS DCEUVRE ET CHARP.
PULP		10,519		10,519	PATE
NEWSPRINT PAPER		2,434		2,434	PAPIER JOURNAL
METAL FAB. BASIC PROD.		304	5	309	CUVR. DE BASE EN METAL
PORT TOTAL		369,778 *	93,318 *	463,096 *	TOTAL DU PORT
CONICAN BAY	LOGS	255,557	9,200	264,757	BILLES
	LUMBER AND TIMBER	5,352		5,352	BCIS DCEUVRE ET CHARP.
	SHINGLES AND SHAKES	65		65	BARCEAUX, BARC. FACADE
	PORT TOTAL	260,974 *	9,200 *	270,174 *	TOTAL DU PORT
CROFTON	LOGS		3,918	3,918	BILLES
	PULPWOOD	1,050		1,050	BCIS A PATE
	WASTE AND SCRAP NES		25	25	DECHETS ET REBUTS NCA
	LUMBER AND TIMBER	527,664	1,648	529,312	BCIS DCEUVRE ET CHARP.
	SHINGLES AND SHAKES	99		99	BARCEAUX, BARC. FACADE
	LATH OF WOOD	1		1	LATTES DE BCIS
	VENEER, PLYWOOD	16,862		16,862	PLACAGES, CONTRE-PLAQ.
	WOOD FAB. MATERIALS	1		1	CEMI-PRODUITS EN BCIS
	PULP	143,736		143,736	PATE
	NEWSPRINT PAPER	83,734		83,734	PAPIER JOURNAL
	PAPER NES	294		294	PAPIER NDA
	BLDG. PAPER AND BOARD	13		13	PLAC. CNSTR., PAP/CART.
	FUEL OIL		17,024	17,024	MAZCUT
	SHIPS, AIRCRAFT, MIS. VEH		3	3	NAVIRES, AVIONS, VEH. DIV
	CONTAINERS, CLOSURES		25	25	CONTENEURS, FERMETURES
	MISC. END PRODUCTS NES	900		900	PRODUITS FINIS DIV. NCA
PORT TOTAL	774,354 *	22,643 *	796,997 *	TOTAL DU PORT	
GOLD RIVER	BOLTS, ROUND TIMBER	1,200		1,200	BILLOTS, BOIS RONDS
	PULPWOOD	4,097		4,097	BCIS A PATE
	LUMBER AND TIMBER	5,660		5,660	BCIS DCEUVRE ET CHARP.
	PULP	98,590		98,590	PATE
	FUEL OIL		14,490	14,490	MAZCUT
PORT TOTAL	109,547 *	14,490 *	124,037 *	TOTAL DU PORT	
HASTINGS ARM	SAND AND GRAVEL	1,710		1,710	SABLE ET GRAVIERS
	PORT TOTAL	1,710 *	*	1,710 *	TOTAL DU PORT
KITIMAT	PULPWOOD	2,347		2,347	BOIS A PATE
	ALUMINA, BAUXITE ORES		527,339	527,339	MINERAIS ALUMINE, BAUX.
	WASTE AND SCRAP NES	1,680		1,680	DECHETS ET REBUTS NCA
	PULP	23,557		23,557	PATE
	PAPER NES	14,156		14,156	PAPIER NCA

TABLE 6. CARGOES HANDLED AT CANADIAN PORTS, TO AND FROM FOREIGN COUNTRIES.

TABLEAU 6. MARCHANDISES MANUTENTIONNEES DANS LES PORTS CANADIENS, A DESTINATION OU EN PROVENANCE DE PAYS ETRANGERS.

PORT PORT	COMMODITY	TONS LOADED TONNES CHARGEES	TONS UNLOADED TONNES DECHARGEES	TOTAL TOTAL	MARCHANDISES	
KITIMAT (CONTD. - SUITE)	PAPERBOARD	19,776		19,776	CARTON	
	JUTE WOVEN FABRICS	45		45	TISSUS DE JUTE	
	INORGANIC CHEMS. NES		26,532	26,532	PROD. CHIM. INORG. NDA	
	FUEL OIL		3,472	3,472	MAZOUT	
	COKE		9,993	9,993	COKE	
	COAL TAR, PITCH		55,820	55,820	GCUDRON, BRAI DE BOUIL.	
	PETROL. COAL PROD. NES		3,355	3,355	DERIVE PETR. CHARB. NDA	
	ALUMINUM	138,708		138,708	ALUMINIUM	
	NON-FERROUS METALS NES		55	55	METALX NON-FERREUX NDA	
	MACHINERY NES	5,678		5,678	MACHINES NDA	
	MISC. END PRODUCTS NES	2		2	PRDUIITS FINIS DIV. NDA	
	PORT TOTAL	205,949 *	626,566 *	832,515 *	TOTAL DU PORT	
	LADYSMITH	LOGS	310,845	104,626	415,471	BILLES
		LUMBER AND TIMBER	126		126	BCIS D'OEUVRE ET CHARP.
METAL FAB. BASIC PROD.		2		2	CUVR. DE BASE EN METAL	
PORT TOTAL	310,973 *	104,626 *	415,599 *	TOTAL DU PORT		
LYALL HARBOUR	SAND AND GRAVEL	2,300		2,300	SABLE ET GRAVIERS	
	LIMESTONE	100		100	PIERRE CALCAIRE	
	PORT TOTAL	2,400 *		2,400 *	TOTAL DU PORT	
MARBLE BAY	LIMESTONE	646,870		646,870	PIERRE CALCAIRE	
	PORT TOTAL	646,870 *		646,870 *	TOTAL DU PORT	
NANAIMO	LOGS	148,094	45,922	194,016	BILLES	
	BOLTS, ROUND TIMBER	780		780	BILLETS, BCIS RONDS	
	PULPWOOD	1,601		1,601	BCIS A PATE	
	COPPER ORE AND CONC.	2,800		2,800	MINERAI, CONC. CUIVRE	
	SALT		10,000	10,000	SEL	
	LUMBER AND TIMBER	736,173	8,214	744,387	BCIS D'OEUVRE ET CHARP.	
	SHINGLES AND SHAKES	10		10	BARDEAUX, BARD. FACADE	
	VENEER, PLYWOOD	4,763		4,763	PLACAGES, CENTRE-PLAQ.	
	PULP	317,332		317,332	PATE	
	NEWSPRINT PAPER	9,885		9,885	PAPIER JOURNAL	
	TEXTILE FAB. MTL NES	1,454	1,454	2,908	CUVR. EN MAT. TEXT. NDA	
	METALLIC SALTS		10,951	10,951	SELS METALLIQUES	
	FUEL OIL		5,022	5,022	MAZOUT	
	METAL FAB. BASIC PROD.		2	2	CUVR. DE BASE EN METAL	
	TRACTORS		4	4	TRACTEURS	
	MACHINERY NES	32	20	52	MACHINES NDA	
	CONTAINERS, CLOSURES	16	95	111	CONTENEURS, FERMETURES	
	PORT TOTAL	1,222,940 *	81,684 *	1,304,624 *	TOTAL DU PORT	
	NEW WESTMINSTER	MEAT, FRESH OR FROZEN	3,223		3,223	VIANDE, FRAICHE / CONG.
MEAT AND MEAT PREP. NES		6	44	50	VIANDES ET PREP. NDA	
FISH, FRESH OR FROZEN		1,480		1,480	POISSON, FRAIS OU CONG.	
FISH, CANNED		954	184	1,138	POISSON EN BCITES	
SHELL FISH, NES		29	5	34	MOLLUSQUES CRIST., NDA	
CHEESE			18	18	FROMAGE	
DAIRY PROD. EGGS, HCNEY		184		184	PRD. LAIT., OEUFS, MIEL	
CEREALS UNMILLED, NES			3,756	3,756	CEREALES NON MOUL., NDA	
CORN STARCH			20	20	FECULE DE MAIS	
MALT AND MALT FLOUR		1,100		1,100	MALT ET FARINE DE MALT	
WHEAT FLOUR		20,363		20,363	FARINE DE BLE	
MACARONI, CEREAL PROD.			2	2	PATES ALIM. PRD. CEREAL	
APPLES		177		177	PCMMES	
BANANAS AND PLANTAINS			6,224	6,224	BANANES ET PLANTAINS	
FRESH FRUITS, BERRIES		317		317	FRUITS, BAIES FRAIS	
DRIED FRUITS		20	2,175	2,195	FRUITS SECS	
FRUIT, PRES. NOT CANNED		48	5	53	CONS. FRUITS NDA BCITE	
FRUITS, PREP. CANNED		111	766	877	FRUITS PREP. EN BCITE	
PEANUTS		1		1	CACAHUETES	
POTATOES		40		40	PCMMES DE TERRE	
VEGETABLES, FRESH		260		260	LEGUMES, FRAIS	
VEGETABLES, FROZEN		184		184	LEGUMES, CONGELES	
VEGETABLES, DRIED		30	4	34	LEGUMES, SECS	
VEGETABLE PREP. NES		25	69	94	PREP. DE LEGUMES NDA	
SUGAR, NES			12	12	SUCRE, NDA	
SYRUP		14		14	SIRUP	
COFFEE			40	40	CAFE	
TEA			130	130	THE	
SPICES			6	6	EPICES	
MISC. FOOD PREP. NES		3	79	82	DIV. PREP. ALIM. NDA	
HAY, FORAGE, STRAW		1		1	FOIN, FOURRAGE, PAILLE	
HULLS, SCREENINGS, CHAFF		7,349		7,349	ECOLURES, CRIBLURES, BAL	
CONC. COMPLETE FEEDS		1,190		1,190	CONC., PRD. COMPLETEES	
DIST. ALCOHOLIC BEV.		41	66	107	BCISS. ALCOCL. CIST.	
RAW HIDES AND SKINS		58		58	PEAUX ET CUIRS BRUT	
SEEDS FOR SOWING NES		505	2	507	GRAINES DE SEMENCE NDA	
MUSTARD SEED		649		649	GRAINE DE MOUTARDE	
OIL SEEDS, NUTS NES			19	19	GRAINES, NOIX CLEAG. NDA	

TABLE 6. CARGOES HANDLED AT CANADIAN PORTS, TO AND FROM FOREIGN COUNTRIES.

TABLEAU 6. MARCHANDISES MANUTENTIONNEES DANS LES PORTS CANADIENS, A DESTINATION OU EN PROVENANCE DE PAYS ETRANGERS.

PORT PORT	COMMODITY	TONS LOADED TONNES CHARGÉES	TONS UNLOADED TONNES DECHARGÉES	TOTAL TOTAL	MARCHANDISES
NEW WESTMINSTER (CONTD. - SUITE)	RUBBER, ALLIED GUMS, NAT		48	48	CAOUTCHUC COMMES NAT.
	CRUDE VEG. PROD. NES			4	PR. BRUTS CRIG. VEG. NCA
	LOGS	18,780	3,492	22,272	BILLES
	PULPWOOD	174,640		174,640	BOIS A PATE
	TEXTILE FIBRES NES		8	8	FIBRES TEXTILES NCA
	COPPER ORE AND CONC.	557		557	MINERAI, CONC. CUIVRE
	LEAD ORE AND CONC.	34,656		34,656	MINERAI, CONC. DE PLOMB
	ZINC ORE AND CONC.	51,953		51,953	MINERAI, CONC. DE ZINC
	ORES AND CONC. NES	595		595	MINERAI ET CONC. NCA
	NON-FERROUS MET. SCRAP	112		112	DECHETS METAL. NON FER.
	ASBESTOS	11,157		11,157	AMIANTE
	SAND AND GRAVEL		5,000	5,000	SABLE ET GRAVIERS
	STONE, CRUDE NES		33	33	PIERRE BRUTE NCA
	GYPSUM		39,500	39,500	GYPSE
	COTTON, TEXTILE WASTE		123	123	DECHETS DE COTON, TEXT.
	LEATHER		4	4	CUIR
	RUBBER FAB. MATERIALS		64	64	DEMI-PROD. CAOUTCHUC
	LUMBER AND TIMBER	364,197	2,446	366,643	BOIS D'OEUVRE ET CHARP.
	SHINGLES AND SHAKES	551		551	BARDEAUX, BARC. FACADE
	SAWMILL PRODUCTS NES		87	87	SCIAGES NCA
	VENEER, PLYWOOD	63,869	4,660	68,529	PLACAGES, CCNTRE-PLAC.
	WOOD FAB. MATERIALS	34	6	40	DEMI-PRODUITS EN BOIS
	PULP	12,656	850	13,506	PATE
	NEWSPRINT PAPER	256		256	PAPIER JOURNAL
	PAPER NES	364	19	383	PAPIER NCA
	BLDG. PAPER AND BOARD	3,240	38	3,278	PLAQ. CNSTR., PAP/CART.
	CORDAGE, TWINE, ROPE		1,608	1,608	CORDAGE, FICELLE, CORDE
	JUTE WOVEN FABRICS		4	4	TISSUS DE JUTE
	TEXTILE FAB. MTL NES		439	439	OUVR. EN MAT. TEXT. NCA
	ANIMAL OILS, EXC. MARINE	1,052		1,052	HUIL. ANIM. SAUF AN. MAR.
	VEG. OILS, FATS NES	17		17	HUIL. MAT. GRAS. VEG. NCA
	SULPHURIC ACID		15	15	ACIDE SULFURIQUE
	METALLIC SALTS		658	658	SELS METALLIQUES
	INORGANIC CHEMS. NES		367	367	PROD. CHIM. INCRG. NCA
	ORGANIC CHEMICALS NES	451	113	564	PROD. CHIM. ORGAN. NCA
	POTASH	4,397		4,397	POTASSE
	FERTILIZERS NES	13,440		13,440	ENGRAIS CHIMIQUE NCA
	AGRICULTURAL CHEMICALS	14	2	16	PROD. CHIM. AGRICOLLES
	PLASTIC MATERIALS	2	149	151	MATIERES PLASTIQUES
	DYESTUFF, PIGMENT, PAINT	7	13	20	MAT. COULDR. PIG. PEINTURE
	CHEM. SPECIALTIES NES	2	1	3	PROD. CHIM. SPECIAUX NCA
	FERRO-ALLOYS		229	229	FERRC-ALLIAGES
	PRIMARY IRON, STEEL NES		6	6	FER, ACIER PRIMAIR. NCA
	CASTINGS, FORGINGS	2	195	197	MOL. PIECES FORGEES
	BARNS AND RODS, STEEL		14,545	14,545	BARRES ET TIGES ACIER
	PLATE & SHEET STEEL	1,767	43,208	44,975	TOLES, FEUILLES D'ACIER
	STRUCTURAL SHAPES	1,512	5,975	7,487	PROFILES DE CONSTRUCT.
	PIPES, TUBES: IRON, STEEL	266	45,202	45,468	TUYAUX, TUBES: FER, ACIER
	WIRE	7	2,603	2,610	FIL METALLIQUE
	ALUMINUM	2,233	20	2,253	ALUMINIUM
	COPPER AND ALLOYS	68		68	CUIVRE ET ALLIAGES
	LEAD AND ALLOYS	29,865		29,865	PLOMB ET ALLIAGES
	NICKEL AND ALLOYS	118		118	NICKEL ET ALLIAGES
	ZINC AND ALLOYS	29,759		29,759	ZINC ET ALLIAGES
	NON-FERROUS METALS NES	45	1,571	1,616	METAUX NON-FERREUX NCA
	METAL FAB. BASIC PROD.	775	4,600	5,375	OUVR. DE BASE EN METAL
	DRAIN TILES, PIPES		41	41	TUILES TUY. DE DRAINAGE
	BRICKS, TILES NES	246	44	290	BRICKES, TUILES NCA
	GLASS BASIC PRODUCTS		55	55	OUVR. DE BASE EN VERRE
	CEMENT	11,000		11,000	CIMENT
	CEMENT BASIC PROD.	1,626	107	1,733	OUVR. DE BASE CIMENT
	NON-MET. MIN. BASIC PROD.		13	13	PROD. MIN. NON-MET. BASE
	MISC. FABRICATED PROD.		468	468	OUVRAGES DIVERS
	TRACTORS	321	69	390	TRACTEURS
	MACHINERY NES	154	332	486	MACHINES NCA
	RAILWAY ROLLING STOCK		20	20	MAT. ROL. DE CH. DE FER
	PASS. AUTOS AND CHASSIS	16,344	60,438	76,782	VEHICULES PART., CHASSIS
	TRUCKS AND CHASSIS	344	20	364	CAMIONS ET CHASSIS
	MOTOR VEHICLE ENGINES		66	66	MOTEURS DE VEH. AUTOM.
	ROAD MOTOR VEH. NES		48	48	VEH. AUTOM. ROUTIERS NCA
	SHIPS, AIRCRAFT, MIS. VEH.	301	14	315	NAVIRES, AVIONS, VEH. CIV
	RUBBER TIRES AND TUBES	29	13	42	PNEUS, CHAMBRES A AIR
	EQUIPMENT MISC.	610	1,185	1,795	MATERIEL DIVERS
	PERSONAL, HOUSEHOLD GOODS	108	1,263	1,371	ART. PERS. ET MENAGERS
	CONTAINERS, CLOSURES	2	46	48	CONTENEURS, FERMETURES
MISC. END PRODUCTS NES	48	150	198	PRODUITS FINIS DIV. NCA	
GENERAL CARGO		782	782	MARCHANDISES DIVERSES	
PORT TOTAL	892,915 *	256,701 *	1,149,616 *	TOTAL DU PORT	
OCEAN FALLS	CHINA CLAY		840	840	KADOLIN
	NEWSPRINT PAPER	29,498		29,498	PAPIER JOURNAL
	FUEL OIL		35,657	35,657	MAZOUT
	PORT TOTAL	29,498 *	36,497 *	65,995 *	TOTAL DU PORT

TABLE 6. CARGOES HANDLED AT CANADIAN PORTS, TO AND FROM FOREIGN COUNTRIES.

TABLÉAU 6. MARCHANDISES MANUTENTIONNÉES DANS LES PORTS CANADIENS, À DESTINATION OU EN PROVENANCE DE PAYS ÉTRANGERS.

PORT PORT	COMMODITY	TONS LOADED TONNES CHARGÉES	TONS UNLOADED TONNES DÉCHARGÉES	TOTAL TOTAL	MARCHANDISES
PORT ALBERNI	LOGS	6,475		6,475	BILLES
	SLAG, CRDSS, BY-PRODUCTS		10	10	POUS. GUEUL. SCOR. PRCD.
	WASTE AND SCRAP NES		2	2	DECHETS ET REBUTS NCA
	LUMBER AND TIMBER	437,557		437,557	BCIS DCEUVRE ET CHARP.
	SHINGLES AND SHAKES	1,388		1,388	PARCEAUX, BARC. FACADE
	VENEER, PLYWOOD	53,897		53,897	PLACAGES, CONTRE-PLAC.
	PULP	57,922		57,922	PATE
	NEWSPRINT PAPER	287,670		287,670	PAPIER JCLRNAL
	PAPER NES	3,379		3,379	PAPIER NDA
	PAPERBOARD	43,188		43,188	CARTON
	ZINC AND ALLOYS		55	55	ZINC ET ALLIAGES
	PERSONAL, HSEHCLD GOODS	1		1	ART. PERS. ET MENAGERS
	CONTAINERS, CLCLOSURES		186	186	CONTENEURS, FERMETURES
	MISC. END PRODUCTS NES		1	1	PRCDITS FINIS DIV. NCA
	GENERAL CARGO		140	140	MARCHANDISES DIVERSES
	PORT TOTAL	891,477 *	394 *	891,871 *	TOTAL DU PORT
	PORT HARDY	SAND AND GRAVEL		2,500	2,500
PORT TOTAL		*	2,500 *	2,500 *	TOTAL DU PORT
PORT MELLON	PULP	8,500		8,500	PATE
	INORGANIC CHEMS. NES		8,200	8,200	PRCD. CHIM. INCRG. NCA
PORT TOTAL	8,500 *	8,200 *	16,700 *	TOTAL DU PORT	
PORT MCNEILL	COPPER ORE AND CCNC.	24,153		24,153	MINERAI, CCNC. CUIVRE
	PORT TOTAL	24,153 *	*	24,153 *	TOTAL DU PORT
POWELL RIVER	CHINA CLAY		2,585	2,585	KAOLIN
	CLAY MATERIALS NES		1,392	1,392	MATIERES ARGIL. NCA
	SAND AND GRAVEL		15,500	15,500	SABLE ET GRAVIERS
	WASTE AND SCRAP NES		34	34	DECHETS ET REBUTS NCA
	LUMBER AND TIMBER	3,056		3,056	BCIS DCEUVRE ET CHARP.
	PULP	28,669		28,669	PATE
	NEWSPRINT PAPER	242,025		242,025	PAPIER JCLRNAL
	PAPER NES	397		397	PAPIER NDA
	FUEL OIL		108,082	108,082	MAZOUT
	METAL FAB. BASIC PROD.		7	7	CUIVRE DE BASE EN METAL
	CONTAINERS, CLCLOSURES		540	540	CONTENEURS, FERMETURES
	PORT TOTAL	274,147 *	128,140 *	402,287 *	TOTAL DU PORT
PRINCE RUPERT	LIVE ANIMALS, NES	55		55	ANIMAUX VIVANTS, NCA
	MEAT, FRESH OR FROZEN	145		145	VIANDE FRAICHE / CCNC.
	FISH, FRESH OR FROZEN	4,308		4,308	POISSON, FRAIS OU CCNC.
	FISH, CANNED		2,985	2,985	POISSON EN BCITES
	SHELL FISH, NES		50	50	MOLLUSQUES CRUST. NCA
	DAIRY PRCD. EGGS, HDNEY	35		35	PRCD. LAIT, OEUFS, MIEL
	BARLEY	210		210	ORGE
	OATS	130		130	AVOINE
	WHEAT	394,103		394,103	BLE
	CORN MEAL AND FLOUR	340		340	SEMCOLE, FARINE DE MAIS
	BANANAS AND PLANTAINS	20		20	BANANES ET PLANTAINS
	FRUITS, PREP. CANNED	265		265	FRUITS PREP. EN BOITE
	VEGETABLES, FRESH	90		90	LEGUMES, FRAIS
	VEGETABLES, FROZEN	40		40	LEGUMES, CONGEELES
	SHORTENING	60		60	GRASSE CULINAIRE
	MISC. FOOD PREP. NES	635		635	CIV. PREP. ALIM. NCA
	HAY, FORAGE, STRAW	45		45	FCIN, FOURRAGE, PAILLE
	HULLS, SCREENINGS, CHAFF	11,690		11,690	ECCLURES, CRIELURES, BAL
	GROUND CEREALS NES	650		650	CEREALES MCLUES NCA
	SOYA, OIL MEAL, CAKE	170		170	FARINE TOURT. CR. SOYA
	OIL SEED MEAL, CAKE NES	80		80	FAR. TOURT. CLEAG. NCA
	CCNC. COMPLETE FEEDS	4,438		4,438	CCNC., PRCD. COMPLETES
	NON-ALCOHOLIC BEVERAGE	295		295	BOISSONS NON-ALCOCLIQ.
	ALE, BEER, STOUT, PORTER	1,310		1,310	ALE, BIERE, STOUT, PORTER
	DIST. ALCOHOLIC BEV.	180		180	BOISS. ALCCGL. DIST.
	LOGS	138,566		138,566	BILLES
	BOLTS, ROUND TIMBER	400		400	BILLOTS, BCIS RONDS
	COPPER ORE AND CCNC.	32,000		32,000	MINERAI, CCNC. CUIVRE
	SAND AND GRAVEL	90		90	SABLE ET GRAVIERS
	SALT	320		320	SEL
	SULPHUR IN ORES	4,701		4,701	SCUFRE EN MINERAI
	WASTE AND SCRAP NES		40	40	DECHETS ET REBUTS NCA
	LUMBER AND TIMBER	3,543		3,543	BCIS DCEUVRE ET CHARP.
	SAMMILL PRODUCTS NES	120		120	SCIAGES NCA
	WOOD FAB. MATERIALS	250		250	DEMI-PRCDITS EN BCIS
	PULP	194,495	168,160	362,655	PATE
	PAPER NES	18		18	PAPIER NCA
	PAPERBOARD	120		120	CARTON
	BLDG. PAPER AND BOARD	1,590		1,590	PLAC. CONSTR., PAP/CART.
	METALLIC SALTS	151		151	SELS METALLIQUES
	INORGANIC CHEMS. NES	655		655	PRCD. CHIM. INCRG. NCA
	GLYCOL	190		190	GLYCOL
ORGANIC CHEMICALS NES	145		145	PRCD. CHIM. CRGAN. NCA	

TABLE 6. CARGOES HANDLED AT CANADIAN PORTS, TO AND FROM FOREIGN COUNTRIES.

TABLEAU 6. MARCHANDISES MANUTENTIONNEES DANS LES PORTS CANADIENS, A DESTINATION OU EN PROVENANCE DE PAYS ETRANGERS.

PORT PORT	COMMOITY	TONS LOADED TONNES CHARGÉES	TONS UNLOADED TONNES DECHARGÉES	TOTAL TOTAL	MARCHANDISES
PRINCE RUPERT (CONT. - SUITE)	EXPLOS., FUSES, CAPS	660	2,420	3,080	EXPLOS., AMORCES, CÉT.
	FERTILIZERS NES	2,080		2,080	ENGRAIS CHIMIQUE NCA
	PLASTIC MATERIALS	30		30	MATIERES PLASTIQUES
	CHEM. SPECIALTIES NES	200		200	PROD. CHIM. SPECIAUX NCA
	FUEL OIL	120		120	MAZOUT
	LUBRICATING OIL, GREASE	300		300	HUILE, GRAISSE LUBRIF.
	ASPHALTS, ROAD OILS	220		220	ASPHALTE, BITUME LIQD.
	PETROL, COAL PROD. NES	8,122		8,122	DERIVE PETR. CHARB. NCA
	PLATE & SHEET STEEL	140		140	TILES, FEUILLES D'ACIER
	STRUCTURAL SHAPES	521		521	PROFILES DE CONSTRUC.
	RAILS & TRACK MATERIAL	50		50	RAILS, MAT. VOIE FERREE
	PIPES, TUBES: IRON, STEEL	290	80	370	TUYAUX, TUBES: FER, ACIER
	METAL FAB. BASIC PROD.	478		478	CLVR. DE BASE EN METAL
	BRICKS, TILES NES	13		13	BRIQUES, TILES NCA
	GLASS BASIC PRODUCTS	55		55	CLVR. DE BASE EN VERRE
	ASBESTOS BASIC PROD.	20		20	CLVR. DE BASE AMIANTE
	LIME	50		50	CHAUX
	NON-MET. MIN. BASIC PROD	691		691	PROD. MIN. NON-MET. BASE
	TRACTORS	100		100	TRACTEURS
	MACHINERY NES	723		723	MACHINES NCA
	PASS. AUTOS AND CHASSIS	240		240	VEICULES PART., CHASSIS
	TRUCKS AND CHASSIS	96		96	CAMIONS ET CHASSIS
	MOTOR VEHICLE ENGINES	33		33	MOTEURS DE VEH. AUTOM.
	ROAD MOTOR VEH. NES	420		420	VEH. AUTOM. ROUTIERS NCA
	SHIPS, AIRCRAFT, MIS. VEH	453		453	NAVIRES, AVIONS, VEH. DIV
	EQUIPMENT MISC.	1,089		1,089	MATERIEL DIVERS
	PERSONAL, HOUSEHOLD GOODS	660		660	ART. PERS. ET MENAGERS
FIREARMS, AMMUNITION	40	60	100	ARMES A FEU, MUNITIONS	
CONTAINERS, CLOSURES	495		495	CONTENEURS, FERMETURES	
MISC. END PRODUCTS NES	140	260	400	PRODUITS FINIS DIV. NCA	
GENERAL CARGO	513	1,380	1,893	MARCHANDISES DIVERSES	
PORT TOTAL	815,690 *	175,435 *	991,125 *	TOTAL DU PORT	
QUATSINO	COPPER ORE AND CONC.	16,187		16,187	MINERAL, CONC. CUIVRE
	PULP	43,319		43,319	PATE
	FUEL OIL		63,009	63,009	MAZOUT
	PORT TOTAL	59,506 *	63,009 *	122,515 *	TOTAL DU PORT
ROBERTS BANK	COAL, BITUMINOUS	5,893,966		5,893,966	CHARBON BITUMINEUX
	PORT TOTAL	5,893,966 *	*	5,893,966 *	TOTAL DU PORT
SECKE	LOGS		4,599	4,599	BILLES
	PULPWOOD	45,320		45,320	BOIS A PATE
	HOGGED FUEL, WOOD	4,800		4,800	BOIS DE CHAUFFAGE
	WASTE AND SCRAP NES	2,800		2,800	DECHETS ET REBUTS NCA
	PORT TOTAL	52,920 *	4,599 *	57,519 *	TOTAL DU PORT
SQUAMISH	PULPWOOD	19,975		19,975	BOIS A PATE
	SALT		16,500	16,500	SEL
	SULPHUR IN ORES	99		99	SCUFRE EN MINERAL
	METALLIC SALTS	340		340	SELS METALLIQUES
	INORGANIC CHEMS. NES	14,457		14,457	PROD. CHIM. INORG. NCA
	PORT TOTAL	34,871 *	16,500 *	51,371 *	TOTAL DU PORT
TASU	COPPER ORE AND CONC.	27,561		27,561	MINERAL, CONC. CUIVRE
	IRON ORE AND CONC	1,413,901		1,413,901	MINERAL, CONC. DE FER
	PORT TOTAL	1,441,462 *	*	1,441,462 *	TOTAL DU PORT
TAHSIS	LOGS	3,100		3,100	BILLES
	LUMBER AND TIMBER	182,725		182,725	BOIS D'OEUVRE ET CHARP.
	PORT TOTAL	185,825 *	*	185,825 *	TOTAL DU PORT
TEXACA	COPPER ORE AND CONC.	3,042		3,042	MINERAL, CONC. CUIVRE
	IRON ORE AND CONC	459,723		459,723	MINERAL, CONC. DE FER
	PORT TOTAL	462,765 *	*	462,765 *	TOTAL DU PORT
VANANDA	LIMESTONE	244,200		244,200	PIERRE CALCAIRE
	PORT TOTAL	244,200 *	*	244,200 *	TOTAL DU PORT
VANCOUVER	CATTLE	720	3	723	BOVINS
	LIVE ANIMALS, NES	717	1	718	ANIMAUX VIVANTS, NCA
	MEAT, FRESH OR FROZEN	2,749	23,593	26,342	VIANDE, FRAICHE / CCNG.
	MEAT, CURED	43	24	67	VIANDE FUMEE CU SALEE
	MEAT AND MEAT PREP. NES	158	337	495	VIANDES ET PREP. NCA
	FISH, FRESH OR FROZEN	10,935	1,288	12,223	POISSON, FRAIS CU CONC.
	FISH, SALTED OR CURED	53	20	73	POISSON, SALE CU FUME
	FISH, CANNED	5,724	457	6,181	POISSON EN BOITES
	LOBSTER		435	435	ECRUS
	SHELL FISH, NES	323	1,399	1,722	MOLLUSQUES CRUST., NCA
	BUTTER		2	2	BEURRE
	CHEESE	32	1,565	1,597	FROMAGE
	MILK POWDER	20		20	LAIT EN POLVRE
	DAIRY PROD. EGGS, HONEY	1,390	164	1,554	PROD. LAIT., OEUFS, MIEL

TABLE 6. CARGOES HANDLED AT CANADIAN PORTS, TO AND FROM FOREIGN COUNTRIES.

TABLEAU 6. MARCHANDISES MANUTENTIONNEES DANS LES PORTS CANADIENS, A DESTINATION OU EN PROVENANCE DE PAYS ETRANGERS.

PORT	COMMODITY	TONS LOADED TONNES CHARGÉES	TONS UNLOADED TONNES DECHARGÉES	TOTAL TOTAL	MARCHANDISES
VANCOUVER (CONT. - SUITE)	BARLEY	999,676		999,676	CRGE
	CORN	206		206	MAIS
	OATS	5,639		5,639	AVCINE
	RYE	167,439		167,439	SEIGLE
	WHEAT	5,817,219		5,817,219	BLE
	CEREALS UNMILLED, NES	29,245	7,506	36,751	CEREALES NON MCL., NCA
	CORN MEAL AND FLOUR	106		106	SEMULE, FARINE DE MAIS
	CORN STARCH		40	40	PECULE DE MAIS
	MALT AND MALT FLOUR	20,415	6	20,421	MALT ET FARINE DE MALT
	WHEAT FLOUR	8,691	291	8,982	FARINE DE BLE
	CEREALS MILLED, NES	281		281	CEREALES MCLUES, NCA
	BAKERY PRD. INC. FROZEN	78	371	449	PRD. BCL., PRD. CCNG.
	MACARONI, CEREAL PRD.	221	2,140	2,361	PATES ALIM. PRD. CEREAL
	APPLES	4,026	610	4,636	PCMMES
	BANANAS AND PLANTAINS		2,997	2,997	BANANES ET PLANTAINS
	FRESH FRUITS, BERRIES	1,510	15,228	16,738	FRUITS, BAIES FRAIS
	FROZEN FRUITS, BERRIES	38	449	487	FRUITS, BAIES CONGÉLÉS
	DRIED FRUITS	2,806	1,044	3,850	FRUITS SECS
	FRUIT JUICES	122	1,281	1,403	JUS DE FRUIT
	FRUIT PULP, PUREE		341	341	PULPE DE FRUIT, PUREE
	FRUIT, PRES. NOT CANNED	3	994	997	CONS. FRUITS NON BCITE
	FRUITS, PREP. CANNED	157	4,481	4,638	FRUITS PREP. EN BCITE
	PEANUTS		37	37	CACAHUETES
	NUTS, EXC. OIL NUTS NES	592	3,818	4,410	NCIX, SAUF CLEAG. NDA
	POTATOES	169		169	POMMES DE TERRE
	VEGETABLES, FRESH	4,436	1,430	5,866	LEGUMES, FRAIS
	VEGETABLES, FROZEN	1,308	406	1,714	LEGUMES, CONGÉLÉS
	VEGETABLES, DRIED	764	705	1,469	LEGUMES, SECS
	VEGETABLE PREP. NES	474	1,566	2,040	PREP. DE LEGUMES NCA
	RAW SUGAR		124,941	124,941	SUCRE BRUT
	SUGAR, NES	155	60	215	SUCRE, NCA
	SYRUP	15	35	50	SIRCP
	SUGAR PREPARATIONS	28	1,520	1,548	PREP. A BASE DE SUCRE
	COCOA AND CHOCOLATE	163	145	308	CACAC ET CHCCOLAT
	COFFEE	76	13,914	13,990	CAFE
	TEA		1,679	1,679	THE
	SPICES	1,881	661	2,542	EPICES
	VINEGAR	10	41	51	VINAIGRE
	MARGARINE	78		78	MARGARINE
	SAUSAGE SKINS, CASINGS		245	307	BOYAUX A SAUCISSES
	MISC. FOOD PREP. NES	14,844	15,784	30,628	CIV. PREP. ALIM. NCA
	Hay, FORAGE, STRAW	626		626	FOIN, FOURRAGE, PAILLE
	HULLS, SCREENINGS, CHAFF	97,305		97,305	ECCLURES, CRIBLURES, PAL
	BRAN, SHORTS, MIDDINGS	26,020		26,020	SCN, ISSUES DE CEREALES
	GROUND CEREALS NES	12,003	159	12,162	CEREALES MOULUES NCA
	WHT. OIL MEAL, CAKE	293		293	FARINE, GRAINE DE CCTCN
	OIL SEED MEAL, CAKE NES		2	2	FAR. TCLRT. CLEAG. NCA
	FEEDS, VEGETABLE ORIGIN	9,935		9,935	PRCV. DCRIGINE VEGETALE
	FEEDS OF ANIMAL ORIGIN		76	76	PROV. DCRIGINE ANIMALE
	CONC. COMPLETE FEEDS	123,763	18	123,781	CCNC., PRCV. COMPLETEES
	NON-ALCOHOLIC BEVERAGE		74	74	BCISSONS NON-ALCCCLIC.
	ALE, BEER, STOUT, PORTER	1,556	1,457	3,013	ALE, BIERE, STOUT, PORTER
	WINES	13	3,352	3,365	VINS
	FERM. ALCOHOLIC BEV.	8	470	478	BCISS. ALCCCL. FERME.
	DIST. ALCCCLIC BEV.	376	10,563	10,939	BCISS. ALCCCL. DIST.
	TOBACCO NES		56	56	TAPACS NCA
	RAW HIDES AND SKINS	1,206	87	1,293	PEAUX ET CUIRS BRUT
	CRUDE ANIMAL PRD. NES	1	140	141	PR. BRUTS CRIG. ANIM. NCA
	SEEDS FOR SOWING NES	1,753		1,753	GRAINES DE SEMENCE NCA
	FLAXSEED	242,806		242,806	GRAINE DE LIN
MUSTARD SEED	10,034		10,034	GRAINE DE MOUTARDE	
RAPESEED	764,854		764,854	GRAINE DE COLZA	
SOYA BEANS		11	11	GRAINE DE SCYA	
OIL SEEDS, NUTS NES	34,077	219	34,296	GRAINES, NCIX CLEAG. NCA	
NURSERY, GREENHSE STOCK	9	271	280	PRD. PEPINIERE, SERRE	
RUBBER, ALLIED GUMS, NAT	44	5,643	5,687	CAOUTCHUC COMME NAT.	
CRUDE VEG. PRD. NES	39	216	255	PR. BRUTS CRIG. VEG. NCA	
LOGS	202,091	18,557	220,648	BILLES	
BGLTS, ROUND TIMBER	4,439	57	4,496	BILLOTS, BCIS RONDS	
PULPWOOD	632,255		632,255	BCIS A PATE	
CRUDE WOOD MTL. NES		83	83	MATIERES BCIS BRUT NCA	
WOOL AND ANIMAL HAIR		895	895	LAINES, POILS ANIMAL	
TEXTILE FIBRES NES	281	2,671	2,952	FIBRES TEXTILES NCA	
COPPER ORE AND CONC.	441,863	10,649	452,512	MINERAL, CCNC. CUIVRE	
IRON ORE AND CONC.	50,972		50,972	MINERAL, CCNC. DE FER	
LEAD ORE AND CONC.	391	12,851	13,242	MINERAL, CCNC. DE PLCPB	
NICKEL-COPPER ORE	11,621	77,889	89,510	MINER. DE CUIVRE-NICKEL	
ZINC ORE AND CONC.	1,812	7,366	9,178	MINERAL, CCNC. DE ZINC	
ORES AND CONC. NES	22,565	15,735	38,300	MINERAIS ET CCNC. NCA	
IRON AND STEEL SCRAP	1,819	257	2,076	ECHEFS DE FER, CADIER	
NON-FERROUS MET. SCRAP	1,814	325	2,139	ECHEFS METAL. NON FER.	
SLAG, DROSS, BY-PRODUCTS	4,686	4,836	9,522	PEUS. GUEUL. SCOR. PRD.	
COAL, BITUMINEOUS	169,182		169,182	CHARBON BITUMINEUX	

TABLE 6. CARGES HANDLED AT CANADIAN PORTS, TO AND FROM FOREIGN COUNTRIES.

TABLEAU 6. MARCHANDISES MANUTENTIONNEES DANS LES PORTS CANADIENS, A DESTINATION DU EN PROVENANCE DE PAYS ETRANGERS.

PORT PORT	COMMODITY	TDNS LOADED TONNES CHARGEES	TONS UNLOADED TONNES DECHARGEES	TOTAL TOTAL	MARCHANDISES
VANCOUVER (CONT. - SUITE)	CRUDE PETROLEUM	122,408		122,408	PETROLE BRUT
	ASBESTOS	70,047	169,310	239,357	AMIANTE
	BENTONITE	38,247		38,247	BENTONITE
	CLAY MATERIALS NES		29	29	MATIERES ARGIL.NDA
	SAND AND GRAVEL	5,775	529,984	535,759	SABLE ET GRAVIERS
	LIMESTONE	30,288		30,288	PIERRE CALCAIRE
	STONE,CRUDE NES	6	347	353	PIERRE BRUTE NDA
	BARYTES,NATURAL	5		5	BARYTINE NATURELLE
	GYPNUM	20,500		20,500	CYPSE
	PHOSPHATE ROCK		463,124	463,124	ROCHE PHOSPHATEE
	SALT	15,688	262,084	277,772	SEL
	SULPHUR IN ORES	1,306,877		1,306,877	SULFRE EN MINERAI
	CRUDE NON-MET.MIN.NES	171	384	555	MIN.NON-MET.BRUTS NDA
	COTTON,TEXTILE WASTE	24	81	105	DECHETS DE COTON,TEXT.
	WASTE AND SCRAP NES	202	72	274	DECHETS ET REBUTS NDA
	LEATHER	155	306	461	CUIR
	RUBBER FAB.MATERIALS	20	542	562	DEMI-PROD.CACUTCHOC
	LUMBER AND TIMBER	1,315,629	6,335	1,321,964	PCIS DELEVRE ET CHARP.
	FLOORING		59	59	LAMES POUR PARQUET
	RAILWAY TIES		9	9	TRAVERSES DE CH. FER
	SHINGLES AND SHAKES	712		712	BARDEAUX,BARD.FACACE
	SAWMILL PRODUCTS NES		53	53	SCIAGES NDA
	VENEER,PLYWOOD	31,706	28,738	60,444	PLACAGES,CCNTRE-PLAQ.
	COOPERAGE STOCK	85		85	DEMI-PROD.TONNELLERIE
	WOOD FAB.MATERIALS	337	2,238	2,575	DEMI-PRODUITS EN PCIS
	PULP	264,520	301	264,821	PATE
	NEWSPRINT PAPER	23,165	141	23,165	PAPIER JOURNAL
	PAPER NES	15,751	1,375	17,126	PAPIER NDA
	PAPERBOARD	6,564	106	6,670	CARTON
	BLDG.PAPER AND BOARD	9,398	2,590	11,988	PLAC.CCNSTR.,PAP/CART.
	WET MACHINE BOARD	134	2	136	CARTON EN PATE PRESSE
	CORDAGE,TWINE,ROPE	42	8,041	8,083	CORDAGE,FICELLE,CORDE
	JUTE WOVEN FABRICS	1,060	2,581	3,641	TISSUS DE JUTE
	TEXTILE FAB.MTL NES	1,284	20,363	21,647	CUVR.EN MAT.TEXT.NDA
	ANIMAL OILS,EXC.MARINE	25,145	2	25,147	HUIL.ANIM.SAUF AN.MAR.
	FISH,MARINE ANIMAL OIL		3	3	HUIL.DE PGISSON,AN.MAR
	VEG.OILS,FATS NES	470	858	1,328	HUIL.MAI.GRAS.VEG.NDA
	OILS,FATS,WAXES NES	6,767	215	6,982	HUIL.MAT.GRAS.CIRE NDA
	SULPHURIC ACID		13	13	ACIDE SULFURIQUE
	METALLIC SALTS	43,381	2,712	46,093	SELS METALLIQUES
	INORGANIC CHEMS. NES	54,579	1,740	56,319	PROD.CHIM.INORG.NDA
	ORGANIC CHEMICALS NES	7,926	3,661	11,527	PROD.CHIM.ORGAN.NDA
	EXPLOS., FUSES, CAPS	17		17	EXPLOS.,AMRCES, DET.
	POTASH	2,121,854	23	2,121,877	POTASSE
	FERTILIZERS NES	69,526	1,619	71,145	ENGRAIS CHIMIQUE NDA
	AGRICULTURAL CHEMICALS	24	466	430	PROD.CHIM.AGRICOLLES
	SYNTHETIC RUBBER		378	378	CACUTCHOC SYNTHETIQUE
PLASTIC MATERIALS	8,527	3,376	11,903	MATIERES PLASTIQUES	
OYESTUFF,PIGMENT,PAINT	147	317	464	MAT.COLOR.PIG.PEINTURE	
CHEM.SPECIALTIES NES	1,389	854	2,243	PROD.CHIM.SPECIALAUX NDA	
GASOLINE	31,817		31,817	ESSENCE	
FUEL OIL	120,524	209,234	329,758	MAZOUT	
LUBRICATING OIL,GREASE	152	238	390	HUILE,GRASSE LUBRIF.	
COAL TAR,PITCH	67	560	627	CCUDRON,BRAI DE BCUIL.	
PETROL.COAL PROD.NES	203,423	126	203,549	DERIVE PETR.CHARB.NDA	
FERRO-ALLOYS		338	338	FERRO-ALLIAGES	
PIG IRON	2,216		2,216	FER EN GUEUSE	
PRIMARY IRON,STEEL NES	1	12,520	12,521	FER,ACIER PRIMAIR.NDA	
CASTINGS,FDRGINGS	95	6,743	6,838	MCUL.PIECES FORGEES	
BARNS AND RDDS,STEEL	41	41,280	41,321	BARRES ET TIGES ACIER	
PLATE & SHEET STEEL	103	50,173	50,276	TOLES,FEUILLES D'ACIER	
STRUCTURAL SHAPES	11,477	70,161	81,638	PROFILES DE CONSTRUCT.	
RAILS & TRACK MATERIAL		496	496	RAILS,MAT.VOIE FERREE	
PIPES,TUBES:IRON,STEEL	764	84,634	85,398	TUYAUX,TUBES:FER,ACIER	
WIRE	138	8,694	8,832	FIL METALLIQUE	
ALUMINUM	10,280	238	10,518	ALUMINIUM	
COPPER AND ALLOYS	2,222	203	2,425	CUIVRE ET ALLIAGES	
LEAD AND ALLOYS	14,033	275	14,308	PLOMB ET ALLIAGES	
NICKEL AND ALLOYS	2,521	237	2,758	NICKEL ET ALLIAGES	
ZINC AND ALLOYS	27,838	72	27,910	ZINC ET ALLIAGES	
NON-FERROUS METALS NES	1,702	366	2,068	METALX NON-FERREUX NDA	
METAL FAB.BASIC PROD.	1,223	26,417	27,640	CUVR.DE BASE EN METAL	
BUILDING BRICK, CLAY		475	475	BRIQ.A BATIR ARGILE	
DRAIN TILES,PIPES		518	518	TUILES TUY.DE DRAINAGE	
BRICKS,TILES NES	7,172	840	8,012	BRIGUES,TUILES NDA	
GLASS BASIC PRODUCTS		10,005	10,005	CUVR.DE BASE EN VERRE	
ASBESTOS BASIC PROD.		74	74	CUVR.DE BASE AMIANTE	
CEMENT	51,423	7,501	58,924	CEMENT	
CEMENT BASIC PROD.	135	29	164	CUVR.DE BASE CIMENT	
LIME	3,575	550	4,125	CHAUX	
NON-MET.MIN.BASIC PROD	8,132	1,131	9,263	PROD.MIN.NON-MET.BASE	
MISC.FABRICATED PROD.	122	4,817	4,939	CUVRAGES DIVERS	

TABLE 6. CARGOES HANDLED AT CANADIAN PORTS, TO AND FROM FOREIGN COUNTRIES.

TABLEAU 6. MARCHANDISES MANUTENTIONNEES DANS LES PORTS CANADIENS, A DESTINATION OU EN PROVENANCE DE PAYS ETRANGERS.

PORT	COMMODITY	TONS LOADED TONNES CHARGÉES	TONS UNLOADED TONNES DECHARGÉES	TOTAL TOTAL	MARCHANDISES	
VANCOUVER (CONTD. - SUITE)	TRACTORS	1,242	1,427	2,669	TRACTEURS	
	MACHINERY NES	8,508	18,220	26,728	MACHINES NCA	
	RAILWAY ROLLING STOCK	29	196	225	MAT. ROL. DE CF. DE FER	
	PASS. AUTOS AND CHASSIS	158	102,482	102,640	VEHICULES PART., CHASSIS	
	TRUCKS AND CHASSIS	1,129	61	1,190	CAPOTS ET CHASSIS	
	MOTOR VEHICLE ENGINES	759	2,885	3,644	MOTEURS DE VEH. AUTOM.	
	ROAD MOTOR VEH. NES	340	4,956	5,296	VEH. AUTOM. ROLTIERS NCA	
	SHIPS, AIRCRAFT, MIS. VEH	152	3,321	3,473	NAVIRES, AVIONS, VEH. CIV	
	RUBBER TIRES AND TUBES	1,040	1,463	2,503	PNEUS, CHAMBRAS A AIR	
	EQUIPMENT MISC.	987	21,860	22,847	MATERIEL DIVERS	
	PERSONAL, HOUSEHOLD GOODS	3,413	45,920	49,333	ART. PERS. ET MENAGERS	
	FIREARMS, AMMUNITION	1	20	21	ARMES A FEU, MUNITIONS	
	CONTAINERS, CLOSURES	877	5,222	6,099	CONTENEURS, FERMETURES	
	MISC. END PRODUCTS NES	2,792	5,053	7,845	PRODUITS FINIS DIV. NCA	
	GENERAL CARGO	999	14,553	15,552	MARCHANDISES DIVERSES	
	CONTAINERIZED FREIGHT	194,523	82,974	277,497	FRET CONTENEURISE	
	PORT TOTAL	16,317,412 *	2,773,694 *	19,091,106 *	TOTAL DU PORT	
	VICTORIA	FISH, FRESH OR FROZEN	84	1	85	POISSON, FRAIS OU CONG.
		SHELL FISH, NES		8	8	MOLLUSQUES CRUST., NCA
		OATS	50		50	AVOINE
WHEAT		184,918		184,918	BLE	
CEREALS UNMILLED, NES			6	6	CEREALES NON MCL., NCA	
CORN MEAL AND FLOUR			60	60	SEMIGULE, FARINE DE MAIS	
WHEAT FLOUR			9	9	FARINE DE BLE	
BAKERY PROD. INC. FROZEN			124	124	PROD. BCL., PROD. CONG.	
FRESH FRUITS, BERRIES			945	945	FRUITS, BAIES FRAIS	
DRIED FRUITS			6	6	FRUITS SECS	
FRUIT JUICES			62	62	JUS DE FRUIT	
FRUIT, PRES. NOT CANNED			6	6	CONS. FRUITS NON BOTE	
POTATOES			193	193	POMMES DE TERRE	
VEGETABLES, DRIED			1	1	LEGUMES, SECS	
VEGETABLE PREP. NES			1	1	PREP. DE LEGUMES NCA	
SUGAR, NES			1	1	SUCRE, NCA	
MOLASSES, CRUDE			43	43	MELASSE, BRUTE	
SUGAR PREPARATIONS			2	2	PREP. A BASE DE SUCRE	
COFFEE		18	31	49	CAFE	
MISC. FOOD PREP. NES			51	51	DIV. PREP. ALIM. NCA	
WOLLS, SCREENINGS, CHAFF		1,663		1,663	ECCLURES, CRIBLURES, BAL	
HAIR, ANIMAL PROD. NES			1	1	PR. BRUTS CRIG. ANIM. NCA	
RAPESEED		47,188		47,188	GRAINE DE COLZA	
NURSERY, GREENHOUSE STOCK			2	2	PROD. PEPINIERE, SERRE	
CRUDE VEG. PROD. NES			5	5	PR. BRUTS CRIG. VEG. NCA	
BRICKS		79,764		389,711	BRICKS	
PULPWOOD		220,559		220,559	BOIS A PATE	
IRON AND STEEL SCRAP		2,869		2,869	DECHETS DE FER, D'ACIER	
NON-FERROUS MET. SCRAP		600		600	DECHETS METAL. NCA FER.	
SLAG, CRCS, BY-PRODUCTS			7,000	7,000	PCUS. GUEUL. SCOR. PROC.	
CRUDE PETROLEUM			2,600	2,600	PETROLEU BRUT	
CLAY MATERIALS NES			20	20	MATIERES ARGIL. NCA	
SAND AND GRAVEL			598	598	SABLE ET GRAVIERS	
LIMESTONE		1,000		1,000	PIERRE CALCAIRE	
STONE, CRUDE NES			2	2	PIERRE BRUTE NCA	
GYPSE			31,500	31,500	GYPSE	
CRUDE NON-MET. MIN. NES			164	164	MIN. NON-MET. BRUTS NCA	
HOGGEO FUEL, WOOD		131,400		131,400	BOIS DE CHAUFFAGE	
WASTE AND SCRAP NES		61,500	3,000	64,500	DECHETS ET REBUTS NCA	
RUBBER FAB. MATERIALS			748	748	CEMI-PROD. CAOUTCHUC	
LUMBER AND TIMBER		256,084	19,093	275,177	BOIS D'OEUVRE ET CHARP.	
SHINGLES AND SHAKES		1,464		1,464	BARCEAUX, BARC. FACACE	
VENEER, PLYWOOD		1,317	148	1,465	PLACAGES, CONTRE-PLAQ.	
WOOD FAB. MATERIALS			28	28	CEMI-PRODUITS EN BOIS	
PULP		105,250	75,121	180,371	PATE	
NEWSPRINT PAPER		6,732	12,883	19,615	PAPIER JOURNAL	
PAPER NES		420	9	429	PAPIER NCA	
BLDG. PAPER AND BOARD			113	113	PLAQ. CONSTR., PAP/CART.	
TEXTILE FAB. MTL NES			4	4	CLVR. EN MAT. TEXT. NCA	
OILS, FATS, WAXES NES			9	9	HUIL. MAT. GRAS. CIRE NCA	
INORGANIC CHEMS. NES		7	7	PROD. CHIM. INORG. NCA		
ORGANIC CHEMICALS NES		37	37	PROD. CHIM. ORGAN. NCA		
PLASTIC MATERIALS		21	21	MATIERES PLASTIQUES		
DYESTUFF, PIGMENT, PAINT		79	79	MAT. COLOR. PIG. PEINTURE		
CHEM. SPECIALTIES NES		12	12	PROD. CHIM. SPECIAUX NCA		
GASOLINE		1	1	ESSENCE		
FUEL OIL		28,846	28,846	MAZOUT		
LUBRICATING OIL, GREASE		11	11	HUIL. GRAISSE LUBRIF.		
COAL TAR, PITCH		8	8	CCUDRON, BRAT DE BCLIL.		
PETROL. COAL PROD. NES		27	27	DERIVE PETR. CHARB. NCA		
CASTINGS, FORGINGS		37	37	MCL. PIECES FORGEES		
BARNS AND RODS, STEEL	15	7	22	FERRÉS ET TIGES ACIER		
PLATE & SHEET STEEL		8,088	8,088	TOLES, FEUILLES D'ACIER		
STRUCTURAL SHAPES		31	31	PROFILES DE CONSTRUCT.		
PIPES, TUBES: IRON, STEEL		34	34	TUYAUX, TUBES: FER, ACIER		

TABLE 6. CARGOES HANDLED AT CANADIAN PORTS, TO AND FROM FOREIGN COUNTRIES.

TABLEAU 6. MARCHANDISES MANUTENTIONNEES DANS LES PORTS CANADIENS, A DESTINATION OU EN PROVENANCE DE PAYS ETRANGERS.

PORT PORT	COMMODITY	TONS LOADED TONNES CHARGEES	TONS UNLOADED TONNES DECHARGEES	TOTAL TOTAL	MARCHANDISES
VICTORIA (CONTC. - SUITE)	WIRE		28	28	FIL METALLIQUE
	ALUMINUM		7	7	ALUMINIUM
	COPPER AND ALLOYS		1	1	CUIVRE ET ALLIAGES
	LEAD AND ALLOYS		8	8	PLOMB ET ALLIAGES
	ZINC AND ALLOYS		1	1	ZINC ET ALLIAGES
	METAL FAB. BASIC PROD.		240	240	CUVR. DE BASE EN METAL
	BUILDING BRICK, CLAY		1	1	BRIC. A BATIR ARGILE
	BRICKS, TILES NES		2	2	BRIQUES, TUILES NCA
	GLASS BASIC PRODUCTS		4	4	CUVR. DE BASE EN VERRE
	CEMENT	67,922	19	67,941	CIMENT
	LIME		100	100	CHAUX
	NON-MET. MIN. BASIC PROD		546	546	PROD. MIN. NON-MET. BASE
	MISC. FABRICATED PROD.		9	9	COVRAGES DIVERS
	MACHINERY NES	244	548	792	MACHINES NCA
	RAILWAY ROLLING STOCK	284		284	MAT. ROUL. DE CH. DE FER
	MOTOR VEHICLE ENGINES		36	36	MCTEURS DE VEH. AUTOM.
	SHIPS, AIRCRAFT, MIS. VEH		9	9	NAVIRES, AVIONS, VEH. CIV
	RUBBER TIRES AND TUBES		4	4	PNEUS, CHAMBRES A AIR
	EQUIPMENT MISC.	460	73	533	MATERIEL DIVERS
	PERSONAL, HSEHOLD GOODS	3	87	90	ART. PERS. ET MENAGERS
	CONTAINERS, CLOSURES		478	478	CONTENEURS, FERMETURES
	MISC. END PRODUCTS NES		393	393	PRODUITS FINIS CIV. NCA
	GENERAL CARGO	1,968	9,734	11,702	MARCHANDISES DIVERSES
	PORT TOTAL	1,173,776 *	514,119 *	1,687,895 *	TOTAL DU PORT
	BC-NES/C-B.-NCA	LOGS	5,220	3,114	8,334
COPPER ORE AND CONC.		48,881		48,881	MINERAIS, CONC. CUIVRE
LIMESTONE		8,000		8,000	PIERRE CALCAIRE
FUEL OIL			27,494	27,494	MAZOUT
PERSONAL, HSEHOLD GOODS			2	2	ART. PERS. ET MENAGERS
PORT TOTAL		62,101 *	30,610 *	92,711 *	TOTAL DU PORT
PROVINCE TOTAL		33,642,360 **	5,069,060 **	38,711,420 **	TOTAL DU PROVINCE
NORTH-WEST TERR. / TERR. DU NORD-OUEST FRANCISHER BAY	GASOLINE		2,937	2,937	ESSENCE
	FUEL OIL		17,337	17,337	MAZOUT
	PORT TOTAL	*	20,274 *	20,274 *	TOTAL DU PORT
	PROVINCE TOTAL	**	20,274 **	20,274 **	TOTAL DU PROVINCE
TOTAL - CANADA	103,097,016 **	60,897,110 **	166,154,126 **	TOTAL - CANADA	
SUMMARY					SUMMAIRE
NEWFOUNDLAND	1,364,481	1,585,353	2,949,834	TERRE-NEUVE	
PRINCE EDWARD ISLAND	60,056	44,919	104,975	ILE DU PRINCE-EDOUARD	
NOVA SCOTIA	7,240,681	8,530,515	15,771,196	NOUVELLE-ECOSSE	
NEW BRUNSWICK	2,578,072	5,211,476	7,789,548	NOUVEAU-BRUNSWICK	
QUEBEC	50,282,747	17,579,273	67,862,020	QUEBEC	
ONTARIO	9,831,285	22,791,575	32,622,860	ONTARIO	
MANITOBA	697,334	24,665	721,999	MANITOBA	
BRITISH COLUMBIA	33,642,360	5,069,060	38,711,420	COLOMBIE-BRITANNIQUE	
NORTH-WEST TERRITORIES	-	20,274	20,274	TERRITOIRE DU NORD-OUEST	
TOTAL - CANADA	105,697,016	60,897,110	166,554,126	TOTAL - CANADA	

TABLE 7. VESSELS DEPARTED FROM CANADIAN PORTS IN INTERNATIONAL SEABORNE SHIPPING, BY RIG AND SIZE.

TABLÉAU 7. MOUVEMENTS INTERNATIONAUX DE NAVIRES EN PROVENANCE DE PORTS CANADIENS, SUIVANT LE GREEMENT ET LA DIMENSION.

PROVINCE AND NET TONNAGE RANGE PROVINCE ET RANGÉE DE TONNAGE NET	STEAM / VAPEUR		MOTOR / MOTEUR		UNRIGGED / SANS GREEMENT		TOTAL / TOTAL	
	NUMBER NOMBRE	NET TONS TONNES NET	NUMBER NOMBRE	NET TONS TONNES NET	NUMBER NOMBRE	NET TONS TONNES NET	NUMBER NOMBRE	NET TONS TONNES NET
NEWFOUNDLAND / TERRE-NEUVE								
1- 99	3	93	162	6,001			165	6,094
100- 499			377	135,584			377	135,584
500- 999	1	793	503	341,094			504	341,887
1000-1999	6	8,886	102	147,296			108	156,182
2000-2999	1	2,996	84	195,147			85	198,143
3000-3999	10	36,411	37	126,809			47	163,220
4000-4999	2	9,208	21	95,144			23	104,352
5000-5999	1	5,080	28	152,695			29	157,775
6000+	29	327,566	75	734,764			104	1,062,330
TOTAL	53	391,033	1,389	1,934,534			1,442	2,325,567
PR. EDWARD ISLAND / ILE DU PR. EDOUARD								
100- 499			14	3,859			14	3,859
500- 999			11	8,146			11	8,146
1000-1999	6	8,204	16	24,552			22	32,756
2000-2999	2	4,888	8	18,774			10	23,662
3000-3999			1	3,897			1	3,897
5000-5999			1	5,446			1	5,446
6000+	2	18,258	4	41,178			6	59,436
TOTAL	10	31,350	55	105,852			65	137,202
NOVA SCOTIA / NOUVELLE-ÉCOSSE								
1- 99			16	568	1	11	17	579
100- 499	1	254	159	46,934			160	47,188
500- 999	2	1,453	93	66,612			95	68,065
1000-1999	27	44,800	199	305,720	1	1,117	227	351,637
2000-2999	4	9,331	255	686,995			259	696,326
3000-3999	5	17,841	183	630,818			188	648,659
4000-4999	179	758,517	65	289,278			244	1,047,795
5000-5999	8	45,040	52	285,970			60	331,010
6000+	203	2,740,442	347	3,854,759			550	6,595,201
TOTAL	429	3,617,678	1,369	6,167,654	2	1,128	1,800	9,786,460
NEW BRUNSWICK / NOUVEAU-BRUNSWICK								
1- 99	5	49	1,071	29,369			1,076	29,418
100- 499			55	14,361			55	14,361
500- 999			43	31,029			43	31,029
1000-1999	5	6,489	137	212,217	1	1,105	143	219,811
2000-2999	7	19,331	167	394,919			174	414,250
3000-3999	4	14,421	117	405,318			121	419,739
4000-4999	4	17,858	65	288,468			69	306,326
5000-5999			78	425,911			78	425,911
6000+	42	812,257	170	1,918,212	8	85,504	220	2,815,973
TOTAL	67	870,405	1,903	3,719,804	9	86,609	1,979	4,676,818
QUEBEC / QUEBEC								
1- 99			3	77			3	77
100- 499			139	38,730			139	38,730
500- 999	3	2,682	122	96,206			125	98,888
1000-1999	62	84,904	643	973,255			705	1,058,159
2000-2999	14	37,114	692	1,726,825			706	1,763,939
3000-3999	16	53,434	663	2,264,242			679	2,317,676
4000-4999	75	344,636	642	2,936,826			717	3,281,462
5000-5999	60	329,157	576	3,156,762			636	3,485,919
6000+	471	5,452,376	2,499	24,900,288			2,970	30,352,664
TOTAL	701	6,304,303	5,979	36,093,011			6,680	42,397,314
ONTARIO / ONTARIO								
1- 99	1	57	303	13,042	8	144	312	13,243
100- 499			74	10,873	233	42,581	307	53,454
500- 999	1	949	96	61,673	119	82,830	216	145,452
1000-1999	61	88,164	349	554,901	81	111,800	491	754,865
2000-2999	27	64,274	311	770,879			338	835,153
3000-3999	161	596,805	282	962,090			443	1,558,895
4000-4999	216	1,022,018	144	652,875	2	9,376	362	1,684,269
5000-5999	116	638,073	142	766,930			258	1,405,003
6000+	645	6,500,397	620	6,880,742			1,265	13,381,139
TOTAL	1,228	8,910,737	2,321	10,674,005	443	246,731	3,992	19,831,473

TABLE 7. VESSELS DEPARTED FROM CANADIAN PORTS IN INTERNATIONAL SEABORNE SHIPPING, BY RIG AND SIZE.

TABEAU 7. MOUVEMENTS INTERNATIONAUX DE NAVIRES EN PROVENANCE DE PORTS CANADIENS, SUIVANT LE GREEMENT ET LA DIMENSION.

PROVINCE AND NET TONNAGE RANGE PROVINCE ET RANGE DE TONNAGE NET	STEAM / VAPEUR		MOTOR / MOTEUR		UNRIGGED / SANS GREEMENT		TOTAL / TOTAL	
	NUMBER NOMBRE	NET TONS TONNES NET	NUMBER NOMBRE	NET TONS TONNES NET	NUMBER NOMBRE	NET TONS TONNES NET	NUMBER NOMBRE	NET TONS TONNES NET
MANITOBA / MANITOBA								
3000-3999			2	7,108			2	7,108
5000-5999			8	43,977			8	43,977
6000+			24	224,267			24	224,267
TOTAL			34	275,352			34	275,352
BRITISH COLUMBIA / COLOMBIE-BRITANNIQUE								
1- 99	3	168	1,941	67,810	2	131	1,946	68,109
100- 499	2	398	294	45,992	28	10,899	324	57,289
500- 999	2	1,536	67	53,252	1,000	763,266	1,069	818,054
1000-1999			203	268,917	913	1,532,426	1,116	1,801,353
2000-2999	15	38,142	180	465,783	179	431,381	374	935,306
3000-3999	97	318,453	1,152	4,325,777	83	288,430	1,332	4,932,660
4000-4999	59	269,186	437	1,944,985	68	310,666	564	2,524,837
5000-5999	49	267,452	489	2,700,785	55	322,050	593	3,290,287
6000+	129	1,405,194	1,801	18,822,556	26	211,861	1,956	20,439,611
TOTAL	356	2,300,529	6,564	28,695,857	2,354	3,871,120	9,274	34,867,506
NORTH-WEST TERR. / TERR. DU NORD-OUEST								
1000-1999			2	2,556			2	2,556
6000+			1	7,906			1	7,906
TOTAL			3	10,462			3	10,462
CANADA - CANADA								
1- 99	12	367	3,496	116,867	11	286	3,519	117,520
100- 499	3	652	1,112	296,333	261	53,480	1,376	350,465
500- 999	9	7,413	935	657,812	1,119	846,096	2,063	1,511,321
1000-1999	167	241,447	1,651	2,489,414	998	1,646,458	2,814	4,377,319
2000-2999	70	176,076	1,697	4,259,322	179	431,381	1,946	4,866,779
3000-3999	293	1,037,365	2,437	8,726,059	83	288,430	2,813	10,051,654
4000-4999	535	2,421,423	1,374	6,207,576	70	320,042	1,979	8,949,041
5000-5999	234	1,284,802	1,374	7,538,476	55	322,050	1,663	9,145,328
6000+	1,521	17,256,490	5,541	57,384,672	34	297,365	7,096	74,938,527
TOTAL	2,844	22,426,035	19,617	87,676,531	2,808	4,205,588	25,269	114,308,154

TABLE 8. VESSEL ARRIVALS AND DEPARTURES IN INTERNATIONAL SEABORNE SHIPPING, BY PORT.

TABLEAU 8. MOUVEMENTS INTERNATIONAUX (ARRIVEES ET DEPARTS) DES NAVIRES, PAR PORT.

PROVINCE - PORT	(*)	ARRIVED / ARRIVE		DEPARTED / PARTI		TOTAL / TOTAL	
		NUMBER NOMBRE	NET TONNAGE TONNAGE NET	NUMBER NOMBRE	NET TONNAGE TONNAGE NET	NUMBER NOMBRE	NET TONNAGE TONNAGE NET
NEWFOUNDLAND / TERRE-NEUVE							
ARGENTIA	B	5	2,623	4	1,775	9	4,398
	C	6	3,505	5	2,599	11	6,104
		11	6,128	9	4,374	20	10,502
BAIE VERTE	B	7	14,900	2	8,236	9	23,136
	C			8	17,606	8	17,606
		7	14,900	10	25,842	17	40,742
BAY ROBERTS	B						
	C	1	1,054	1	1,419	2	2,473
BELL ISLAND	B	1	1,054	1	1,419	2	2,473
	C						
BELL ISLAND	B	2	1,968			2	1,968
	C						
BELL ISLAND	B	2	1,968			2	1,968
	C						
BETHLEHEM	B	46	180,470	11	97,417	57	277,887
	C	12	79,644	53	204,331	65	283,975
		58	260,114	64	301,748	122	561,862
BURIN	B	51	25,967	19	10,484	70	36,451
	C	11	7,511	68	34,197	79	41,708
		62	33,478	87	44,681	149	78,159
CARMANVILLE	B						
	C			1	2,065	1	2,065
CATALINA	B	7	4,200	1	667	8	4,867
	C			9	5,345	9	5,345
CATALINA	B	7	4,200	10	6,012	17	10,212
	C						
CLARENVILLE	B			6	59,416	6	59,416
	C	4	48,864	1	1,350	5	50,214
		4	48,864	7	60,766	11	105,630
CORNER BROOK	B	76	244,678	58	111,840	134	356,518
	C	42	118,257	102	310,497	144	428,754
		118	362,935	160	422,337	278	785,272
FORTUNE	B	243	53,834	158	38,985	401	92,819
	C	12	6,905	128	35,963	140	42,868
		255	60,739	286	74,948	541	135,687
GCCSE BAY	B	17	30,436	16	33,420	33	63,856
	C	4	18,804	16	31,700	20	50,504
		21	49,240	32	65,120	53	114,360
GRAND BANK	B	43	23,460	19	10,644	62	34,104
	C	6	5,650	49	29,058	55	34,708
		49	29,110	68	39,702	117	68,812
HARBOR BRETON	B	24	12,656	15	8,121	39	20,777
	C	4	6,450	27	14,918	31	21,368
		28	19,106	42	23,039	70	42,145
HARBOR GRACE	B	16	7,865	1	227	17	8,092
	C	13	3,206	27	10,577	40	13,783
		29	11,071	28	10,804	57	21,875
HARE BAY	B	7	6,824			7	6,824
	C						
HARE BAY	B	7	6,824			7	6,824
	C						
HAWKE BAY	B	29	26,947			29	26,947
	C						
HAWKE BAY	B	29	26,947			29	26,947
	C						
HOLYWOOD	B	5	51,104	24	272,884	29	323,988
	C	34	365,301	6	10,440	40	375,741
		39	416,405	30	283,324	69	699,729
LEWISPORT	B	5	9,803	8	57,885	13	67,688
	C	6	50,394	3	9,221	9	59,615
		11	60,197	11	67,106	22	127,303
LITTLE BAY	B	1	952			1	952
	C						
LITTLE BAY	B	1	952			1	952
	C						
LONG POND	B	10	11,384			10	11,384
	C	1	634	8	10,462	9	11,096
		11	12,018	8	10,462	19	22,480

B - BALLAST, C - CARGO / CARGAISON.

TABLE 8. VESSEL ARRIVALS AND DEPARTURES IN INTERNATIONAL SEABORNE SHIPPING, BY PORT.

TABLEAU 8. MOUVEMENTS INTERNATIONAUX (ARRIVEES ET DEPARTS) DES NAVIRES, PAR PORT.

PROVINCE - PORT	(*)	ARRIVED / ARRIVE		DEPARTED / PARTI		TOTAL / TOTAL	
		NUMBER NOMBRE	NET TONNAGE TONNAGE NET	NUMBER NOMBRE	NET TONNAGE TONNAGE NET	NUMBER NOMBRE	NET TONNAGE TONNAGE NET
MARYSTOWN	B	17	10,620	17	17,316	34	27,936
	C	5	7,545	22	14,366	27	21,911
		22	18,165	39	31,682	61	49,847
PORT AUX BASQUES	B	15	7,024	90	54,872	105	61,896
	C	2	2,982	8	3,806	10	6,788
		17	10,006	98	58,678	115	68,684
PORT HOPE SIMPSON	B	2	1,738	1	291	3	2,029
	C			1	291	3	2,029
LONG HARBOUR	B	17	50,580	6	90,780	23	141,360
	C	13	96,717	12	35,561	25	132,278
		30	147,297	18	126,341	48	273,638
ST. ALBANS	B	3	6,649	5	2,371	8	9,020
	C	1	3,629	4	9,660	5	13,289
		4	10,278	9	12,031	13	22,309
ST. JOHNS	B	40	68,674	78	220,305	118	288,979
	C	66	187,136	55	86,516	121	273,652
		106	255,810	133	306,821	239	562,631
ST. LAWRENCE	B			12	5,694	12	5,694
	C			12	5,694	12	5,694
STEPHENVILLE	B	33	165,289	16	20,357	49	185,646
	C	15	20,618	24	190,472	39	211,090
		48	185,907	40	210,829	88	396,736
TOMMYS ARM	B	1	2,174			1	2,174
	C			1	2,174	1	2,174
		1	2,174	1	2,174	2	4,348
NFLD-NES/T-N -NEA	B	71	43,277	95	46,062	166	89,339
	C	30	22,233	142	81,215	172	103,448
		101	65,510	237	127,277	338	192,787
TOTAL - PROVINCE	B	793	1,066,096	662	1,170,049	1,455	2,236,145
	C	288	1,057,039	780	1,155,518	1,068	2,212,567
		1,081 **	2,123,135 **	1,442 **	2,325,567 **	2,523 **	4,448,712 **
PR. EDWARD ISLAND / ILE DU PR. EDUARDO							
CHARLOTTETOWN	B	40	48,693	8	64,620	48	113,313
	C	6	39,942	7	12,003	13	51,945
		46	88,635	15	76,623	61	165,258
SCURIS	B	9	13,577			9	13,577
	C			15	16,610	15	16,610
		9	13,577	15	16,610	24	30,187
SUMMERSTOE	B	20	20,081	5	8,337	25	28,418
	C	5	8,337	23	21,466	28	29,803
		25	28,418	28	29,803	53	58,221
PEI-NES/IFE-NOA	B	5	10,250	1	1,709	6	11,959
	C	1	1,709	6	12,457	7	14,166
		6	11,959	7	14,166	13	26,125
TOTAL - PROVINCE	B	74	92,601	14	74,666	88	167,267
	C	12	49,988	51	62,536	63	112,524
		86 **	142,589 **	65 **	137,202 **	151 **	279,791 **
NCVA SCOTIA / NOUVELLE-ECOSSE							
ANNAPOLIS ROYAL	B	3	4,208			3	4,208
	C			4	6,183	4	6,183
		3	4,208	4	6,183	7	10,391
BADDECK	B	7	14,291			7	14,291
	C			7	10,106	7	10,106
		7	14,291	7	10,106	14	24,397
BRIDGEWATER	B	4	6,455	7	3,338	11	9,793
	C	5	1,305	5	6,716	10	8,021
		9	7,760	12	10,054	21	17,814
DIGBY	B			3	981	3	981
	C			3	981	3	981

B - BALLAST, C - CARGO / CARGAISONS.

TABLE 8. VESSEL ARRIVALS AND DEPARTURES IN INTERNATIONAL SEABORNE SHIPPING, BY PORT.

TABLEAU 8. MOUVEMENTS INTERNATIONAUX (ARRIVEES ET DEPARTS) DES NAVIRES, PAR PORT.

PROVINCE - PORT	(*)	ARRIVED / ARRIVE		DEPARTED / PARTI		TOTAL / TOTAL	
		NUMBER NOMBRE	NET TONNAGE TONNAGE NET	NUMBER NOMBRE	NET TONNAGE TONNAGE NET	NUMBER NOMBRE	NET TONNAGE TONNAGE NET
HALIFAX	B	393	1,882,226	331	2,956,655	724	4,838,881
	C	442	3,946,116	473	2,944,636	915	6,890,752
		835	5,828,342	804	5,901,291	1,639	11,729,633
HANTSPOUT	B	116	484,308	2	4,021	118	488,329
	C	2	4,021	117	488,531	119	492,552
		118	488,329	119	492,552	237	980,881
LITTLE NARROWS	B	65	271,709			65	271,709
	C			63	263,823	63	263,823
		65	271,709	63	263,823	128	535,532
LIVERPOOL	B	19	43,531	12	16,613	31	60,144
	C	30	63,236	44	93,756	74	156,992
		49	106,767	56	110,369	105	217,136
LUNENBURG	B	9	2,764	4	1,333	13	4,097
	C	1	811	8	2,612	9	3,423
		10	3,575	12	3,945	22	7,520
MARGARETSVILLE	B			2	1,118	2	1,118
	C			2	1,118	2	1,118
MULGRAVE	B	11	15,968	5	2,810	16	18,778
	C			7	13,553	7	13,553
		11	15,968	12	16,363	23	32,331
NORTH SYDNEY	B	106	64,621	5	2,650	111	67,271
	C	38	27,666	47	32,869	85	60,535
		144	92,287	52	35,519	196	127,806
PARRSBORO	B	8	10,972	6	3,535	14	14,507
	C			8	10,972	8	10,972
		8	10,972	14	14,507	22	25,479
PICTOU	B	1	1	7	4,864	8	4,865
	C	2	3,555			2	3,555
		3	3,556	7	4,864	10	8,420
PORT HAWKESBURY	B	110	664,901	70	1,022,895	180	1,687,796
	C	54	1,013,982	97	648,720	151	1,662,702
		164	1,678,883	167	1,671,615	331	3,350,498
RUGWASH	B	19	27,503			19	27,503
	C			15	24,193	15	24,193
		19	27,503	15	24,193	34	51,696
SHEET HARBOUR	B	6	9,146			6	9,146
	C			7	11,062	7	11,062
		6	9,146	7	11,062	13	20,208
SHELBURNE	B	1	552	11	7,536	12	8,088
	C			1	552	1	552
		1	552	12	8,088	13	8,640
SYDNEY	B	32	113,661	30	233,773	62	347,434
	C	34	269,602	24	99,243	58	368,845
		66	383,263	54	333,016	120	716,279
WALTON	B	18	33,167			18	33,167
	C			18	33,167	18	33,167
		18	33,167	18	33,167	36	66,334
WEYMOUTH	B	7	8,671	1	232	8	8,903
	C			7	8,450	7	8,450
		7	8,671	8	8,682	15	17,353
WOLFVILLE	B	2	2,723	2	2,403	4	5,126
	C	2	2,403	2	2,723	4	5,126
		4	5,126	4	5,126	8	10,252
YARMOUTH	B	33	101,752	24	7,848	57	109,600
	C	247	751,013	253	774,710	500	1,525,723
		280	852,765	277	782,558	557	1,635,323
NS.-NES/N.-E.-NDA	B	21	20,322	52	17,584	73	37,906
	C	1	156	19	19,694	20	19,850
		22	20,478	71	37,278	93	57,756
TOTAL - PROVINCE	B	991	3,783,452	574	4,290,189	1,565	8,073,641
	C	858	6,083,866	1,226	5,496,271	2,084	11,580,137
		1,849 **	9,867,318 **	1,800 **	9,786,460 **	3,649 **	19,653,778 **

B - BALLAST, C - CARGO / CARGAISON.

TABLE 8. VESSEL ARRIVALS AND DEPARTURES IN INTERNATIONAL SEABORNE SHIPPING, BY PCRT.
 TABLEAU 8. MOUVEMENTS INTERNATIONAUX (ARRIVEES ET DEPARTS) DES NAVIRES, PAR PORT.

PROVINCE - PORT	(*)	ARRIVED / ARRIVE		DEPARTED / PARTI		TOTAL / TOTAL	
		NUMBER NOMBRE	NET TONNAGE TONNAGE NET	NUMBER NOMBRE	NET TONNAGE TONNAGE NET	NUMBER NOMBRE	NET TONNAGE TONNAGE NET
NEW BRUNSWICK / NOUVEAU-BRUNSWICK							
BATHURST	B	30	76,534	3	25,572	33	102,106
	C	1	2,092	31	78,626	32	80,718
		31	78,626	34	104,198	65	182,824
BELLEDUNE	B	32	126,634	3	29,046	35	155,680
	C	5	48,410	34	129,691	39	178,101
		37	175,044	37	158,737	74	333,781
CARAQUET	B	5	1,652			5	1,652
	C			5	1,652	5	1,652
		5	1,652	5	1,652	10	3,304
DALHOUSIE	B	63	230,415	18	153,387	81	483,802
	C	33	158,587	86	386,257	119	544,844
		96	489,002	104	539,644	200	1,028,646
GRAND MANAN	B	549	14,678	31	3,262	580	17,940
	C			527	14,035	527	14,035
		549	14,678	558	17,297	1,107	31,975
MONCTON	B	2	3,692	4	4,371	6	8,063
	C	5	5,380	3	4,701	8	10,081
		7	9,072	7	9,072	14	18,144
NEWCASTLE	B	69	132,113	1	7,945	70	140,058
	C	2	6,048	73	142,157	75	148,205
		71	138,161	74	150,102	145	288,263
SAINT JOHN	B	361	1,356,763	230	2,065,858	591	3,422,621
	C	322	2,474,804	396	1,606,367	718	4,081,171
		683	3,831,567	626	3,672,225	1,309	7,503,792
ST. ANDREWS	B	14	1,653	52	3,344	66	4,997
	C	77	4,952	40	3,277	117	8,229
		91	6,605	92	6,621	183	13,226
ST. STEPHEN	B			2	796	2	796
	C						
				2	796	2	796
N.B.-NES/ND	B	419	11,191	155	8,027	574	19,218
	C	10	2,784	285	8,447	295	11,231
		429	13,975	440	16,474	869	30,449
TOTAL - PROVINCE	B	1,544	2,055,325	499	2,301,608	2,043	4,356,933
	C	455	2,703,057	1,480	2,375,210	1,935	5,078,267
		1,999 **	4,758,382 **	1,979 **	4,676,818 **	3,978 **	9,435,200 **
QUEBEC / QUEBEC							
BAIE COMEAU	B	300	2,072,511	46	321,583	346	2,394,094
	C	131	885,574	354	2,211,658	485	3,097,232
		431	2,958,085	400	2,533,241	831	5,491,326
CAP CHAT	B	4	8,558	1	1,815	5	10,373
	C	2	3,937	5	10,680	7	14,617
		6	12,495	6	12,495	12	24,990
CARLETON	B	8	19,456			8	19,456
	C	1	1,937	13	30,178	14	32,115
		9	21,393	13	30,178	22	51,571
CHANDLER	B	21	60,308			21	60,308
	C	2	4,730	23	65,038	25	69,768
		23	65,038	23	65,038	46	130,076
CHICOUTIMI	B			6	15,907	6	15,907
	C	6	15,907			6	15,907
		6	15,907	6	15,907	12	31,814
DORNAONA	B						
	C			24	4,632	24	4,632
				24	4,632	24	4,632
GASPE	B	18	86,375	17	89,835	35	176,210
	C	6	12,282	7	8,924	13	21,206
		24	98,657	24	98,759	48	197,416
GODBOUT	B	19	29,537			19	29,537
	C			22	34,190	22	34,190
		19	29,537	22	34,190	41	63,727

B - BALLAST, C - CARGO / CARGAISON.

TABLE 8. VESSEL ARRIVALS AND DEPARTURES IN INTERNATIONAL SEABORNE SHIPPING, BY PORT.

TABLEAU 8. MOUVEMENTS INTERNATIONAUX (ARRIVEES ET DEPARTS) DES NAVIRES, PAR PORT.

PROVINCE - PORT	(*)	ARRIVED / ARRIVE		DEPARTED / PARTI		TOTAL / TOTAL	
		NUMBER NOMBRE	NET TONNAGE TONNAGE NET	NUMBER NOMBRE	NET TONNAGE TONNAGE NET	NUMBER NOMBRE	NET TONNAGE TONNAGE NET
GRINDSTONE	B	11	5,100	13	4,251	24	9,351
	C			18	8,606	18	8,606
		11	5,100	31	12,857	42	17,957
HAVRE ST. PIERRE	B	16	116,476			16	116,476
	C			16	116,476	16	116,476
		16	116,476	16	116,476	32	232,952
PATANE	B			1	363	1	363
	C			1	363	1	363
MCNT LOUIS	B	1	552			1	552
	C						
		1	552			1	552
MONTREAL	B	1,847	9,257,909	1,818	9,855,502	3,665	19,113,411
	C	1,212	6,307,884	1,218	5,489,488	2,430	11,797,272
		3,059	15,565,793	3,036	15,344,990	6,095	30,910,783
CONTRFCEUR	B	11	73,440	37	277,487	48	350,927
	C	36	279,582	33	219,125	69	498,707
		47	353,022	70	496,612	117	849,634
LANCRAIE	B	7	51,395	7	51,395	14	102,790
	C			7	51,395	14	102,790
		7	51,395	7	51,395	14	102,790
NEW RICHMOND	B			1	7,107	1	7,107
	C	1	7,107			1	7,107
		1	7,107	1	7,107	2	14,214
PASPEBIAC	B	5	5,982			5	5,982
	C	1	2,625	7	9,211	8	11,836
		6	8,607	7	9,211	13	17,818
POINT AU PIC	B	1	740			1	740
	C			2	2,810	2	2,810
		1	740	2	2,810	3	3,550
PORT ALFRED	B	194	795,910	140	1,086,248	334	1,882,158
	C	216	1,538,827	253	1,141,020	469	2,679,847
		410	2,334,737	393	2,227,268	803	4,562,005
PORT CARTIER	B	288	3,156,811	18	97,375	306	3,254,186
	C	50	445,110	446	4,846,621	496	5,291,731
		338	3,601,921	464	4,943,996	802	8,545,917
QUEBEC	B	398	2,206,701	196	1,701,842	594	3,908,543
	C	335	2,371,152	505	2,609,704	840	4,980,856
		733	4,577,853	701	4,311,546	1,434	8,889,399
RIMCUSKI	B	1	2,192	4	11,159	5	13,351
	C	2	360	5	4,777	7	5,137
		3	2,552	9	15,936	12	18,488
RIVIERE DU LOUP	B			1	363	1	363
	C			2	1,029	2	1,029
				3	1,392	3	1,392
SEPT ILES	B	354	4,815,202	68	458,892	422	5,274,094
	C	41	336,276	519	6,745,808	560	7,082,084
		395	5,151,478	587	7,204,700	982	12,356,178
POINTE NOIRE	B	58	491,757	5	51,918	63	543,675
	C	4	40,884	125	1,228,909	129	1,269,793
		62	532,641	130	1,280,827	192	1,813,468
SOREL	B	171	1,066,375	63	482,104	234	1,548,479
	C	36	373,140	167	920,798	203	1,293,938
		207	1,439,515	230	1,402,902	437	2,842,417
TROIS PISTGLES	B						
	C			2	476	2	476
				2	476	2	476
TROIS RIVIERES	B	306	1,497,951	137	732,278	443	2,230,229
	C	65	397,690	239	1,154,500	304	1,552,190
		371	1,895,641	376	1,886,778	747	3,782,419
VALLEYFIELD	B	6	11,304	36	111,896	42	123,200
	C	36	109,496	10	23,666	46	133,162
		42	120,800	46	135,562	88	256,362

B - BALLAST, C - CARGO / CARGAISON.

TABLE 8. VESSEL ARRIVALS AND DEPARTURES IN INTERNATIONAL SEABORNE SHIPPING, BY PORT.

TABLEAU 8. MOUVEMENTS INTERNATIONAUX (ARRIVEES ET DEPARTS) DES NAVIRES, PAR PORT.

PROVINCE - PORT	(*)	ARRIVED / ARRIVE		DEPARTED / PARTI		TOTAL / TOTAL	
		NUMBER NOMBRE	NET TONNAGE TONNAGE NET	NUMBER NOMBRE	NET TONNAGE TONNAGE NET	NUMBER NOMBRE	NET TONNAGE TONNAGE NET
QUEBEC-NORTH/NORD	B			1	7,200	1	7,200
	C			1	7,200	1	7,200
QUEBEC-NES/NDA	B	61	147,234	16	61,102	77	208,336
	C	13	36,883	33	81,368	46	118,251
		74	184,117	49	142,470	123	326,587
TOTAL - PROVINCE	B	4,106	25,979,776	2,632	15,427,622	6,738	41,407,398
	C	2,196	13,171,383	4,048	26,969,692	6,244	40,141,075
		6,302 **	39,151,159 **	6,680 **	42,397,314 **	12,982 **	81,548,473 **
ONTARIO / ONTARIO							
AMHERSTBURG	B	11	2,305	12	2,831	23	5,136
	C	1	1,200			1	1,200
		12	3,505	12	2,831	24	6,336
BRITT	B			1	1,170	1	1,170
	C			1	1,170	1	1,170
CARDINAL	B	2	3,444	2	6,487	4	9,931
	C	2	9,637			2	9,637
		4	13,081	2	6,487	6	19,568
CLARKSON	B	7	22,978	7	48,697	14	71,675
	C	7	47,481	17	77,437	24	124,918
		14	70,459	24	126,134	38	196,593
COBourg	B					1	1,699
	C	1	1,699			1	1,699
COLLINGWOOD	B	1	11,132	1	11,132	2	22,264
	C	3	14,335			3	14,335
		4	25,467	1	11,132	5	36,599
CORNWALL	B	19	43,721	3	13,306	22	57,027
	C	3	14,542	22	57,879	25	72,421
		22	58,263	25	71,185	47	129,448
CURTRIGHT	B					2	13,510
	C	2	13,510			2	13,510
CUTLER	B			1	1,671	1	1,671
	C			1	1,671	1	1,671
DEPT HARBOUR	B	34	175,569			34	175,569
	C			47	297,198	47	297,198
		34	175,569	47	297,198	81	472,767
GODERICH	B	32	202,926	3	13,223	35	216,149
	C			46	405,525	46	405,525
		32	202,926	49	418,748	81	621,674
HAMILTON	B	106	325,001	407	3,149,178	513	3,474,179
	C	477	3,465,167	120	397,867	597	3,863,034
		583	3,790,168	527	3,547,045	1,110	7,337,213
KINGSTON	B	15	27,909	11	23,048	26	50,957
	C	4	10,753			4	10,753
		19	38,662	11	23,048	30	61,710
KINGSVILLE	B			7	56,008	7	56,008
	C	8	67,286			8	67,286
		8	67,286	7	56,008	15	123,294
LITTLE CURRENT	B	7	48,064	11	115,187	18	163,251
	C	34	348,668	44	356,537	78	705,205
		41	396,732	55	471,724	96	868,456
MARATHON	B	41	48,062	1	1,170	42	49,232
	C	12	81,289	40	49,240	52	130,529
		53	129,351	41	50,410	94	179,761
MICHIPICOTEN HARBOUR	B	1	1,597	2	8,472	3	10,069
	C	23	238,636			23	238,636
		24	240,233	2	8,472	26	248,705
MIDLAND	B			12	89,507	12	89,507
	C	1	4,739			1	4,739
		1	4,739	12	89,507	13	94,246

B - BALLAST, C - CARGO / CARGAISON.

TABLE 8. VESSEL ARRIVALS AND DEPARTURES IN INTERNATIONAL SEABORNE SHIPPING, BY PORT.

TABLÉAU 8. MOUVEMENTS INTERNATIONAUX (ARRIVÉES ET DÉPARTS) DES NAVIRES, PAR PORT.

PROVINCE - PORT	(*)	ARRIVED / ARRIVE		DEPARTED / PARTI		TOTAL / TOTAL	
		NUMBER NOMBRE	NET TONNAGE TONNAGE NET	NUMBER NOMBRE	NET TONNAGE TONNAGE NET	NUMBER NOMBRE	NET TONNAGE TONNAGE NET
CAKVILLE	B	1	1,173	2	14,400	3	15,573
	C	2	14,400	1	1,699	3	16,099
		3	15,573	3	16,099	6	31,672
OSHAWA	B			14	57,208	14	57,208
	C	21	94,796			21	94,796
		21	94,796	14	57,208	35	152,004
OWEN SOUND	B			3	22,467	3	22,467
	C	2	8,083			2	8,083
		2	8,083	3	22,467	5	30,550
PARRY SOUND	B	3	15,024	6	31,509	9	46,533
	C			2	14,810	2	14,810
		3	15,024	8	46,319	11	61,343
PICTEN	B	121	189,996	4	26,468	125	216,464
	C	4	44,510	138	387,703	142	432,213
		125	234,506	142	414,171	267	648,677
PORT COLBORNE	B	63	261,783	56	330,405	119	592,188
	C	19	113,879	81	435,124	100	549,003
		82	375,662	137	765,529	219	1,141,191
PORT CREDIT	B	13	49,915	126	1,668,600	139	1,718,515
	C	150	1,756,119	8	33,416	158	1,789,535
		163	1,806,034	134	1,702,016	297	3,508,050
PORT HOPE	B	1	12	1	12	2	24
	C			1	12	2	24
		1	12	1	12	2	24
PORT MAITLAND	B	1	14	1	14	2	28
	C			1	14	2	28
		1	14	1	14	2	28
PORT MONTICELLI	B			2	17,715	2	17,715
	C			2	17,715	2	17,715
				2	17,715	2	17,715
PORT STANLEY	B	8	27,074	8	27,074	16	54,148
	C	12	34,973	8	27,074	20	62,047
		12	34,973	8	27,074	20	62,047
PRESCOTT	B	2	118	13	37,418	15	37,536
	C	6	22,226			6	22,226
		8	22,344	13	37,418	21	59,762
ST. CATHARINES	B	12	22,973	46	318,734	58	341,707
	C	12	95,246	2	2,450	14	97,696
		24	118,219	48	321,184	72	439,403
SARNIA	B	148	373,271	199	2,170,355	347	2,543,626
	C	204	2,343,879	115	304,404	319	2,648,283
		352	2,717,150	314	2,474,759	666	5,191,909
SAULT STE. MARIE	B	56	130,824	109	735,106	165	865,930
	C	164	1,260,586	73	181,676	237	1,442,262
		220	1,391,410	182	920,782	402	2,312,192
SCMERA	B			2	15,944	2	15,944
	C	7	67,978			7	67,978
		7	67,978	2	15,944	9	83,922
THOROLD	B	4	10,861	24	126,989	28	137,850
	C	20	94,325	34	90,430	54	184,755
		24	105,186	58	217,419	82	322,605
THUNDER BAY	B	629	5,118,047	21	137,248	650	5,255,295
	C	57	290,444	412	2,210,770	469	2,501,214
		686	5,408,491	433	2,348,018	1,119	7,756,509
TORONTO	B	193	673,544	416	2,311,089	609	2,984,633
	C	526	2,668,492	300	1,012,327	826	3,680,819
		719	3,342,036	716	3,323,416	1,435	6,665,452
LAKEVIEW	B			13	205,509	13	205,509
	C	15	238,725			15	238,725
		15	238,725	13	205,509	28	444,234
TRENTON	B			1	3,792	1	3,792
	C	1	3,792			1	3,792
		1	3,792	1	3,792	2	7,584

B - BALLAST, C - CARCO / CARCAISON.

TABLE 8. VESSEL ARRIVALS AND DEPARTURES IN INTERNATIONAL SEABORNE SHIPPING, BY PCPT.

TABLEAU 8. MOUVEMENTS INTERNATIONAUX (ARRIVEES ET DEPARTS) DES NAVIRES, PAR PORT.

PROVINCE - PORT	(*)	ARRIVED / ARRIVE		DEPARTED / PARTI		TOTAL / TOTAL	
		NUMBER NOMBRE	NET TONNAGE TONNAGE NET	NUMBER NOMBRE	NET TONNAGE TONNAGE NET	NUMBER NOMBRE	NET TONNAGE TONNAGE NET
WALLACEBURG	B	12	20,241	3	11,388	15	31,629
	C	3	11,388			3	11,388
		15	31,629	3	11,388	18	43,017
WELLAND	B	7	10,277	6	29,361	13	39,638
	C	2	5,495	3	8,910	5	14,405
		9	15,772	9	38,271	18	54,043
WHITBY	B	2	63			2	63
	C						
		2	63			2	63
WINDSOR	B	473	469,599	564	690,844	1,037	1,160,443
	C	454	990,534	324	538,137	778	1,528,671
		927	1,460,133	888	1,228,981	1,815	2,689,114
ONTARIO-NES/NCA	B	2	18,510	40	410,952	42	429,462
	C	38	407,554	2	22,246	40	429,800
		40	426,064	42	433,198	82	859,262
TOTAL - PROVINCE	B	2,021	8,279,381	2,161	12,945,688	4,182	21,225,069
	C	2,295	14,885,938	1,831	6,885,785	4,126	21,771,723
		4,316 **	23,165,319 **	3,992 **	19,831,473 **	8,308 **	42,996,792 **
MANITOBA / MANITOBA							
CHURCHILL	B	31	255,116	1	7,906	32	263,022
	C	3	20,236	33	267,446	36	287,682
		34	275,352	34	275,352	68	550,704
TOTAL - PROVINCE	B	31	255,116	1	7,906	32	263,022
	C	3	20,236	33	267,446	36	287,682
		34 **	275,352 **	34 **	275,352 **	68 **	550,704 **
BRITISH COLUMBIA / COLOMBIE-BRITANNIQUE							
ALERT BAY	B	1	5,581			1	5,581
	C			1	5,581	1	5,581
		1	5,581	1	5,581	2	11,162
BAMBERTON	B	2	29			2	29
	C	3	1,410			3	1,410
		5	1,439			5	1,439
BEECHER BAY	B	1	881	3	91	4	972
	C			1	881	1	881
		1	881	4	972	5	1,853
BLUBBER BAY	B	24	42,740	45	11,491	69	54,231
	C			60	263,495	60	263,495
		24	42,740	105	274,986	129	317,726
ERITANNIA BEACH	B	6	14,102	9	943	15	15,045
	C			16	33,949	16	33,949
		6	14,102	25	34,892	31	48,994
CAMPBELL RIVER	B	48	112,814	40	19,228	88	132,042
	C	32	137,139	76	278,618	108	415,757
		80	249,953	116	297,946	196	547,899
CHEMAINUS	B	89	382,107	33	1,210	122	383,317
	C	26	974	76	371,968	102	372,942
		115	383,081	109	373,178	224	756,259
CCAL HARBOUR	B			1	761	1	761
	C						
				1	761	1	761
CCOURTENAY	B	1	505			1	505
	C						
		1	505			1	505
CCWICHAN BAY	B	29	187,052	6	883	35	187,935
	C	2	66	28	187,021	30	187,087
		31	187,118	34	187,904	65	375,022
CROFTON	B	276	1,755,131	33	2,279	309	1,757,410
	C	14	16,875	244	1,783,738	258	1,800,613
		290	1,772,006	277	1,786,017	567	3,558,023
ESQUIMALT	B	2	5,947	2	2,056	4	8,003
	C						
		2	5,947	2	2,056	4	8,003

B - BALLAST, C - CARGO / CARGAISON.

TABLE B. VESSEL ARRIVALS AND DEPARTURES IN INTERNATIONAL SEABORNE SHIPPING, BY PORT.

TABLEAU B. MOUVEMENTS INTERNATIONAUX (ARRIVEES ET DEPARTS) DES NAVIRES, PAR PORT.

PROVINCE - PORT	(*)	ARRIVED / ARRIVE		DEPARTED / PARTI		TOTAL / TOTAL	
		NUMBER NOMBRE	NET TONNAGE TONNAGE NET	NUMBER NOMBRE	NET TONNAGE TONNAGE NET	NUMBER NOMBRE	NET TONNAGE TONNAGE NET
GOLD RIVER	B	41	221,935	12	11,292	53	233,227
	C	3	12,139	40	225,552	43	237,691
		44	234,074	52	236,844	96	470,918
HASTINGS ARM	B						
	C			1	756	1	756
KITIMAT	B	52	405,201	33	223,758	85	628,959
	C	38	262,941	60	459,662	98	722,603
		90	668,142	93	683,420	183	1,351,562
LADYSMITH	B	35	200,211	24	1,174	59	201,385
	C	23	1,051	33	200,091	56	201,142
		58	201,262	57	201,265	115	402,527
LYALL HARBOUR	B	1	39			1	39
	C			1	1,575	1	1,575
		1	39	1	1,575	2	1,614
MARBLE BAY	B	128	178,169	80	3,197	208	181,366
	C			106	279,606	106	279,606
		128	178,169	186	282,803	214	460,972
NANAIMO	B	257	2,210,098	80	445,267	337	2,655,365
	C	32	35,791	226	1,804,986	258	1,840,777
		289	2,245,889	306	2,250,253	595	4,496,142
NEW WESTMINSTER	B	221	824,637	132	591,258	353	1,415,895
	C	124	692,614	151	897,119	275	1,589,733
		345	1,517,251	283	1,488,377	628	3,005,628
OCEAN FALLS	B	9	38,583	7	25,335	16	63,918
	C	12	57,154	17	72,879	29	130,033
		21	95,737	24	98,214	45	193,951
PORT ALBERNI	B	210	1,376,372	33	4,542	243	1,380,914
	C	8	62,490	202	1,530,760	210	1,593,250
		218	1,438,862	235	1,535,302	453	2,974,164
PORT BAY	B						
	C	1	1,686			1	1,686
		1	1,686			1	1,686
PORT BELLIN	B	21	13,604	6	1,548	27	15,152
	C	10	12,772	7	12,975	17	25,747
		31	26,376	13	14,523	44	40,899
PORT MCNEILL	B	6	27,721			6	27,721
	C			7	33,888	7	33,888
		6	27,721	7	33,888	13	61,609
POWELL RIVER	B	155	494,415	48	46,711	203	541,126
	C	57	131,485	170	520,533	227	652,018
		212	625,900	218	567,244	430	1,193,144
PRINCE RUPERT	B	365	813,418	314	298,183	679	1,111,601
	C	162	334,478	199	810,277	361	1,144,755
		527	1,147,896	513	1,108,460	1,040	2,256,356
QUATSINO	B	31	199,599	6	40,155	37	239,754
	C	6	40,155	29	199,584	35	239,739
		37	239,754	35	239,739	72	479,493
ROBERTS BANK	B	118	2,203,528			118	2,203,528
	C			118	2,203,528	118	2,203,528
		118	2,203,528	118	2,203,528	236	4,407,056
SOCKE	B	32	17,252	3	165	35	17,417
	C	2	126	32	24,258	34	24,384
		34	17,378	35	24,423	69	41,801
SQUAMISH	B	28	19,431	21	2,424	49	21,855
	C	2	8,202	23	25,530	25	33,732
		30	27,633	44	27,954	74	55,587
TASU	B	33	437,273			33	437,273
	C			33	437,273	33	437,273
		33	437,273	33	437,273	66	874,546
TAHSIS	B	44	313,080	3	865	47	313,945
	C			48	317,520	48	317,520
		44	313,080	51	318,385	95	631,465

B - BALLAST, C - CARGO / CARGAISON.

TABLE 8. VESSEL ARRIVALS AND DEPARTURES IN INTERNATIONAL SEABORNE SHIPPING, BY PORT.

TABLEAU 8. MOUVEMENTS INTERNATIONAUX (ARRIVEES ET DEPARTS) DES NAVIRES, PAR PORT.

PROVINCE - PORT	(*)	ARRIVED / ARRIVE		DEPARTED / PARTI		TOTAL / TOTAL	
		NUMBER NOMBRE	NET TONNAGE TONNAGE NET	NUMBER NOMBRE	NET TONNAGE TONNAGE NET	NUMBER NOMBRE	NET TONNAGE TONNAGE NET
TEXACA	B	9	177,751			9	177,751
	C			8	177,747	8	177,747
		9	177,751	8	177,747	17	355,498
VANANCA	B	44	76,855	43	679	87	77,534
	C			53	149,402	53	149,402
		44	76,855	96	150,081	140	226,936
VANCOUVER	B	2,766	8,503,620	1,624	2,788,198	4,390	11,291,818
	C	1,142	5,590,690	2,170	11,092,332	3,312	16,684,022
		3,908	14,094,310	3,794	13,881,530	7,702	27,975,840
VICTORIA	B	1,286	2,403,331	1,029	1,389,296	2,315	3,792,627
	C	1,088	3,482,965	1,227	4,332,432	2,315	7,815,397
		2,374	5,886,296	2,256	5,721,728	4,630	11,608,024
BC-NES/C-B.-NDA	B	140	189,371	130	151,542	270	340,913
	C	4	26,135	11	66,359	15	92,494
		144	215,506	141	217,901	285	433,407
TOTAL - PROVINCE	B	6,511	23,852,383	3,800	6,064,631	10,311	29,917,014
	C	2,791	10,909,338	5,474	28,802,875	8,265	39,712,213
		9,302 **	34,761,721 **	9,274 **	34,867,506 **	18,576 **	69,629,227 **
NORTH-WEST TERR. / TERR. DU NORD-OUEST							
FRIBISHER BAY	B			1	7,906	1	7,906
	C	1	7,906			1	7,906
		1	7,906	1	7,906	2	15,812
NWT-NES/TNO-NDA	B			2	2,556	2	2,556
	C						
				2	2,556	2	2,556
TOTAL - PROVINCE	B			3	10,462	3	10,462
	C	1	7,906			1	7,906
		1 **	7,906 **	3 **	10,462 **	4 **	18,368 **
TOTAL - CANADA	B	16,071	65,364,130	10,346	42,292,821	26,417	107,656,951
	C	8,899	48,888,751	14,923	72,015,333	23,822	120,904,084
		24,970 **	114,252,881 **	25,269 **	114,308,154 **	50,239 **	228,561,035 **

B - BALLAST, C - CARGO / CARGAISON.

TABLE 9. CARGOES HANDLED AT GREAT LAKES PORTS, TO AND FROM FOREIGN COUNTRIES VIA ST. LAWRENCE RIVER.

TABLEAU 9. MARCHANDISES MANUTENTIONNEES DANS LES PORTS DES GRANDS LACS, POUR ET DE PAYS ETRANGERS VIA LE SAINT-LAURENT.

PORT AND COMMODITY	ARRIVED / ARRIVE			DEPARTED / PARTI			PORT ET MARCHANDISE
	NUMBER NOMBRE	NET TONNAGE TONNAGE NET	TONS UNLOADED TONNES DECHAR.	NUMBER NOMBRE	NET TONNAGE TONNAGE NET	TONS LOADED TONNES CHAR.	
CARDINAL							CARDINAL
VEG.OILS,FATS NES			1,322				HUIL.MAT.GRAS.VEG.NCA
PORT TOTAL	2 *	9,637 *	1,322 *	*	*	*	TOTAL DU PORT
CLARKSON							CLARKSON
CRUDE PETROLEUM			66,259				PETROLE BRUT
PORT TOTAL	5 *	39,295 *	66,259 *	*	*	*	TOTAL DU PORT
CORNWALL							CORNWALL
WHEAT FLOUR						160	FARINE DE BLE
TEXTILE FIBRES NES						801	FIBRES TEXTILES NCA
CRUDE NON-MET.MIN.NES						2,567	MIN.NON-MET.BRUTS NCA
PULP						26,232	PATE
NEWSPRINT PAPER						330	PAPIER JOURNAL
PAPER NES						602	PAPIER NCA
PAPERBOARD						157	CARTON
CORDAGE,TWINE,ROPE			1,392				CORDAGE,FICELLE,CORDE
TEXTILE FAB.MTL NES						20	CUVR.EN MAT.TEXT.NCA
INORGANIC CHEMS. NES						8	PROD.CHIM.INCRG.NCA
ORGANIC CHEMICALS NES			9,919			2,700	PROD.CHIM.ORGAN.NCA
PLASTIC MATERIALS						185	MATIERES PLASTIQUES
ALUMINUM						250	ALUMINIUM
PERSONAL,HOUSEHOLD GOODS						1	ART.PERS.ET MENAGERS
GENERAL CARGO						2,350	MARCHANDISES DIVERSES
PORT TOTAL	3 *	14,542 *	11,311 *	22 *	57,879 *	36,363 *	TOTAL DU PORT
HAMILTON							HAMILTON
MEAT,FRESH OR FROZEN			16				VIANDE,FRAICHE / CONG.
MEAT AND MEAT PREP.NES						1	VIANCES ET PREP.NCA
FISH,FRESH OR FROZEN			2				POISSON,FRAIS OU CONG.
FISH,CANNED			1				POISSON EN ECITES
CHEESE			17				FROMAGE
CATS						37	AVCINE
BAKERY PROD.INC.FROZEN			7				PROD.BCUL.,PROD.CCNG.
FRESH FRUITS,BERRIES			1,275				FRUITS, BAIES FRAIS
FROZEN FRUITS, BERRIES			16				FRUITS, BAIES CONGELES
DRIED FRUITS			44				FRUITS SECS
FRUIT JUICES			700				JUS DE FRUIT
FRUIT PULP, PUREE			10				PULPE DE FRUIT, PUREE
FRUIT,PRES.NCT CANNED			2,311				CONS. FRUITS NON ECITE
FRUITS, PREP. CANNED			237				FRUITS PREP. EN ECITE
NUTS,EXC.OIL NUTS NES			459				NOIX,SAUF CLEAG.NCA
VEGETABLES, DRIED			7			1,046	LEGUMES, SECS
VEGETABLE PREP.NES			1,916			102	PREP. DE LEGUMES NCA
RAW SUGAR			1,697				SUCRE BRUT
MELASSES, CRUDE			10,858				MELASSE, BRUTE
SUGAR PREPARATIONS			130				PREP. A BASE DE SUCRE
COCOA AND CHOCCLATE			6,014				CACAO ET CHOCCLAT
COFFEE			650				CAFE
TEA			6				THE
SPICES			17			4	EPICES
MISC.FOOD PREP.NES			81			16	DIV.PREP.ALIM.NCA
HAY,ORAGE,STRAW						5	FOIN,FORAGE,PAILLE
BRAN,SHORTS,MIDCLINCS						11	SON,ISSUES DE CEREALES
SOYA. OIL MEAL, CAKE						28,451	FARINE TOURT.CR.SOYA
OIL SEED MEAL,CAKE NES			214				FAR.TOURT.CLEAG.NCA
TOBACCO NES			28				TABACS NCA
OIL SEEDS,NUTS NES			13				GRAINES,NOIX CLEAG.NCA
NURSERY,GREENHOUSE STOCK			7				PROD.PEPINIERE,SERRE
RUBBER,ALLIED GUMS,NAT			12,094				CACUTCHUC GOMMES NAT.
CRUDE VEG.PROD.NES			3				PR.BRUTS ORIG.VEG.NCA
TEXTILE FIBRES NES			5,023				FIBRES TEXTILES NCA
MANGANESE ORE			755				MINERAI DE MANGANESE
IRON AND STEEL SCRAP						4,457	DECHETS DE FER, D'ACIER
STONE,CRUDE NES			6				PIERRE BRUTE NCA
FLUORSPAR			34,711				SPATH FLUOR
PHOSPHATE ROCK			5,682				ROCHE PHOSPHATEE
CRUDE NON-MET.MIN.NES						42	MIN.NON-MET.BRUTS NCA
WASTE AND SCRAP NES						3,594	DECHETS ET REBUTS NCA
LUMBER AND TIMBER			227			11	BOIS D'OEUVRE ET CHARP.
VENEER,PLYWOOD			3,476				PLACAGES,CENTRE-PLAC.
WOOD FAB.MATERIALS			9				CEMI-PRODUITS EN BOIS
PAPER NES						37	PAPIER NCA
CORDAGE,TWINE,ROPE			4,047				CORDAGE,FICELLE,CORDE
TEXTILE FAB.MTL NES			307			15	CUVR.EN MAT.TEXT.NCA
SOYABEAN OIL						15,147	HUILE DE SOYA
VEG.OILS,FATS NES			5				HUIL.MAT.GRAS.VEG.NCA
METALLIC SALTS			1,401			293	SELS METALLIQUES
INORGANIC CHEMS. NES			2,313			37	PROD.CHIM.INCRG.NCA
ORGANIC CHEMICALS NES			282			311	PROD.CHIM.ORGAN.NCA
FERTILIZERS NES			63,659				ENGRAIS CHIMIQUE NCA
SYNTHETIC RUBBER						1,495	CACUTCHUC SYNTHEIQUE

TABLE 9. CARGOES HANDLED AT GREAT LAKES PORTS, TO AND FROM FOREIGN COUNTRIES VIA ST. LAWRENCE RIVER.

TABLEAU 9. MARCHANDISES MANUTENTIONNEES DANS LES PORTS DES GRANDS LACS, POUR ET DE PAYS ETRANGERS VIA LE SAINT-LAURENT.

PCRT AND COMMODITY	ARRIVED / ARRIVE			DEPARTED / PARTI			PCRT ET MARCHANDISE
	NUMBER NOMBRE	NET TONNAGE TONNAGE NET	TONS UNLOADED TONNES DECHAR.	NUMBER NOMBRE	NET TONNAGE TONNAGE NET	TONS LOADED TONNES CHAR.	
PLASTIC MATERIALS			42				MATIERES PLASTIQUES
DYESTUFF, PIGMENT, PAINT			102			33	MAT. COLOR. PIC. PEINTURE
CHEM. SPECIALTIES NES						6	PROD. CHIM. SPECIAUX NCA
FUEL OIL			37,359				MAZOUT
COKE						65,574	COKE
COAL TAR, PITCH			431			16,320	COUDRON, BRAI DE BOUIL.
PETROL, COAL PROD. NES			45,440			41	DERIVE PETR. CHARB. NCA
FERRC-ALLOY						1,767	FERRC-ALLIAGES
PRIMARY IRON, STEEL NES			601			20	FER, ACIER PRIMAIR. NCA
CASTINGS, FORGINGS			11,637			5	MOUL. PIECES FORGEES
BAR AND RODS, STEEL			1,798			1,621	BARRES ET TIGES ACIER
PLATE & SHEET STEEL			42,017			46,107	TCLES, FEUILLES CACIER
STRUCTURAL SHAPES			27,592			2,096	PROFILES DE CONSTRUCT.
RAILS & TRACK MATERIAL			22				RAILS, MAT. VOIE FERREE
PIPES, TUBES: IRON, STEEL			4,473			40	TUYAUX, TUBES: FER, ACIER
WIRE			144			17	FIL METALLIQUE
COPPER AND ALLOYS			21			219	CUIVRE ET ALLIAGES
NICKEL AND ALLOYS						3	NICKEL ET ALLIAGES
ZINC AND ALLOYS						63	ZINC ET ALLIAGES
NON-FERROUS METALS NES			342			800	METAUX NON-FERREUX NCA
METAL FAB. BASIC PROD.			342			300	CUIVR. DE BASE EN METAL
BRICKS, TILES NES			115			559	BRICKES, TILES NCA
GLASS BASIC PRODUCTS			3,135				CUIVR. DE BASE EN VERRE
CEMENT			8			20	CIMENT
CEMENT BASIC PROD.						4	CUIVR. DE BASE CIMENT
NON-MET. MIN. BASIC PROD			37			7,647	PRCC. MIN. NON-MET. BASE
MISC. FABRICATED PROD.			483			38	CLVHAGES DIVERS
TRACTORS			3,742				TRACTEURS
MACHINERY NES			3,973			2,687	MACHINES NCA
RAILWAY ROLLING STOCK						131	MAT. ROL. DE CH. DE FER
PASS. AUTOS AND CHASSIS			2,828			15	VEITURES PART., CHASSIS
TRUCKS AND CHASSIS						297	CAMIONS ET CHASSIS
MOTOR VEHICLE ENGINES			12			17	MOTEURS DE VEH. AUTOM.
ROAD MOTOR VEH. NES			10				VEH. AUTOM. ROLTIERS NCA
SHIPS, AIRCRAFT, MIS. VEH			7				NAVIRES, AVIONS, VEH. CIV
RUBBER TIRES AND TUBES						4	PNEUS, CHAMBRES A AIR
EQUIPMENT MISC.			30			2,490	MATERIEL DIVERS
PERSONAL, HSEHOLD GOODS			114			87	ART. PERS. ET MENAGERS
CONTAINERS, CLOSURES			83			22	CONTENEURS, FERMETURES
MISC. END PRODUCTS NES			3			45	PRODUITS FINIS DIV. NCA
GENERAL CARGO			263			1,533	MARCHANDISES DIVERSES
PORT TOTAL	174 *	652,117 *	348,085 *	117 *	392,837 *	205,740 *	TOTAL DU PCRT
OKAVILLE							OKAVILLE
FUEL OIL			26,102				MAZOUT
PORT TOTAL	2 *	14,400 *	26,102 *	*	*	*	TOTAL DU PCRT
PRESCOTT							PRESCOTT
VEG. OILS, FATS NES			500				HUIL. MAT. GRAS. VEG. NCA
FERTILIZERS NES			2,560				ENGRAIS CHIMIQUE NCA
PORT TOTAL	2 *	7,577 *	3,060 *	*	*	*	TOTAL DU PCRT
ST. CATHARINES							ST. CATHARINES
RAW SUGAR			4,098				SUCRE BRUT
ORES AND CONC. NES			15,124				MINERAIS ET CONC. NCA
FLUORSPAR			8,107				SPATH FLUOR
COPPER AND ALLOYS			20				CUIVRE ET ALLIAGES
NICKEL AND ALLOYS			1,454				NICKEL ET ALLIAGES
NON-FERROUS METALS NES			103				METAUX NON-FERREUX NCA
NON-MET. MIN. BASIC PROD						401	PRCC. MIN. NON-MET. BASE
TRUCKS AND CHASSIS						199	CAMIONS ET CHASSIS
PORT TOTAL	5 *	26,761 *	28,906 *	2 *	2,450 *	600 *	TOTAL DU PCRT
SARNIA							SARNIA
CORN						2,890	MAIS
WHEAT						6,063	BLE
VEGETABLES, DRIED						834	LEGUMES, SECS
VEGETABLE PREP. NES						96	FREP. DE LEGUMES NCA
SOYA BEANS						2,240	GRAINE DE SOYA
METALLIC SALTS						2,751	SELS METALLIQUES
INORGANIC CHEMS. NES			35			10,525	PRCC. CHIM. INCRG. NCA
GLYCOL						1,000	GLYCOL
ORGANIC CHEMICALS NES			8,175			28,312	PRCC. CHIM. ORGAN. NCA
SYNTHETIC RUBBER			366			30,790	CAOUTCHUC SYNTHETIQUE
PLASTIC MATERIALS						6,191	MATIERES PLASTIQUES
LUBRICATING OIL, GREASE						7	HUIL. GRAISSE LUBRIF.
PERSONAL, HSEHOLD GOODS						3	ART. PERS. ET MENAGERS
MISC. END PRODUCTS NES						1	PRODUITS FINIS DIV. NCA
GENERAL CARGO			38				MARCHANDISES DIVERSES
PORT TOTAL	7 *	21,554 *	8,614 *	59 *	189,814 *	92,103 *	TOTAL DU PCRT
SAULT STE. MARIE							SAULT STE. MARIE
COPPER ORE AND CONC.						2,798	MINERAL, CONC. CUIVRE

TABLE 9. CARGOES HANDLED AT GREAT LAKES PORTS, TO AND FROM FOREIGN COUNTRIES VIA ST. LAWRENCE RIVER.

TABLEAU 9. MARCHANDISES MANUTENTIONNEES DANS LES PORTS DES GRANDS LACS, POUR ET DE PAYS ETRANGERS VIA LE SAINT-LAURENT.

PORT AND COMMODITY	ARRIVED / ARRIVE			DEPARTED / PARTI			PORT ET MARCHANDISE
	NUMBER NOMBRE	NET TONNAGE TONNAGE NET	TONS UNLOADED TONNES DECHAR.	NUMBER NOMBRE	NET TONNAGE TONNAGE NET	TONS LOADED TONNES CHAR.	
IRON AND STEEL SCRAP						1,222	DECHETS DE FER, D'ACIER
FLUCRSPAR			1,990				SPATH FLUCR
CASTINGS, FORGINGS						11,240	MOUL. PIECES FORGEES
PLATE & SHEET STEEL						5,744	TOLES, FEUILLES D'ACIER
PIPES, TUBES: IRON, STEEL			4,361				TUYAUX, TUBES: FER, ACIER
TRUCKS AND CHASSIS			4				CAMIONS ET CHASSIS
PORT TOTAL	2 *	10,904 *	6,355 *	4 *	13,730 *	21,004 *	TOTAL DU PORT
THEROLO							THEROLO
ALUMINA, BAUXITE ORES			72,874				MINERAIS ALUMINE, BAUX.
MANGANESE ORE			1,200				MINERAIS DE MANGANESE
PULP						6,129	PATE
PLASTIC MATERIALS						1	MATIERES PLASTIQUES
COPPER AND ALLOYS			32				CUIVRE ET ALLIAGES
NICKEL AND ALLOYS			2,527				NICKEL ET ALLIAGES
NON-FERROUS METALS NES			96				METAUX NON-FERREUX NDA
NON-MET. MIN. BASIC PROD						1,050	PROD. MIN. NON-MET. BASE
PORT TOTAL	10 *	53,604 *	76,729 *	4 *	9,063 *	7,180 *	TOTAL DU PORT
T-HUNDER BAY							T-HUNDER BAY
BARLEY						140,423	ORGE
ONTS						146,138	AVCINE
RYE						84,655	SEIGLE
WHEAT						131,685	BLE
CEREALS UNMILLED, NES						4,124	CEREALES NON MOLL., NDA
MALT AND MALT FLOUR						15,922	MALT ET FARINE DE MALT
WHEAT FLOUR						9,639	FARINE DE BLE
CEREALS MILLED, NES						392	CEREALES MOLLUES, NDA
VEGETABLES, FRESH						2,520	LEGUMES, FRAIS
VEGETABLES, DRIED						5,255	LEGUMES, SECS
MISC. FOOD PREP. NES						559	CIV. PREP. ALIM. NDA
HULLS, SCREENINGS, CHAFF						84,086	ECCLURES, CRIBLURES, BAL
CONC., COMPLETE FEEDS						59,234	CONC., PREV. COMPLETES
FLAXSEED						322,758	GRAINE DE LIN
MUSTARD SEED						29,004	GRAINE DE MOUTARDE
RAPESEED						347,933	GRAINE DE COLZA
GIL SEEDS, NUTS NES						5,201	GRAINES, NOIX DELEG. NDA
COPPER ORE AND CONC.						8,406	MINERAIS, CONC. CUIVRE
NEWSPRINT PAPER						12,737	PAPIER JOURNAL
CORDAGE, TWINE, ROPE			1,952				CORDAGE, FICELLE, CORDE
PLATE & SHEET STEEL			306				TOLES, FEUILLES D'ACIER
STRUCTURAL SHAPES			1,704				PROFILES DE CONSTRUCT.
PIPES, TUBES: IRON, STEEL			559				TUYAUX, TUBES: FER, ACIER
TRACTORS			1,108			1	TRACTEURS
MACHINERY NES			422				MACHINES NDA
GENERAL CARGO			72				MARCHANDISES DIVERSES
PORT TOTAL	4 *	22,192 *	6,104 *	131 *	835,895 *	1,450,672 *	TOTAL DU PORT
TORONTO							TORONTO
MEAT, FRESH OR FROZEN			764			551	VIANDE, FRAICHE / CONG.
MEAT, CURED						680	VIANDE FUMEE OU SALEE
MEAT AND MEAT PREP. NES			1,172			26	VIANDES ET PREP. NDA
FISH, FRESH OR FROZEN			666			44	POISSON, FRAIS OU CONG.
FISH, SALTED OR CURED			21				POISSON, SALE OU FUME
FISH, CANNED			1,825			18	POISSON EN BOITES
SHELL FISH, NES			32				MOLLUSQUES CRUST., NDA
CHEESE			787			25	FROMAGE
MILK POWDER						28	LAIT EN POUFRE
DAIRY PROD., EGGS, HONEY			11			4	PROD. LAIT., CEUFS, MIEL
CEREALS UNMILLED, NES						2	CEREALES NON MOLL., NDA
WHEAT FLOUR			1				FARINE DE BLE
CEREALS MILLED, NES						160	CEREALES MOLLUES, NDA
BAKERY PROD. INC. FROZEN			7			64	PROD. BOUL., PROD. CONG.
MACARONI, CEREAL PROD.			102			10	PATES ALIM. PROD. CEREAL
FRESH FRUITS, BERRIES			4,905			22	FRUITS, PATES FRAIS
DRIED FRUITS			733			3	FRUITS SECS
FRUIT JUICES			1,160			3	JUS DE FRUIT
FRUIT PULP, PUREE			225				PULPE DE FRUIT, PUREE
FRUIT, PRES. NOT CANNED			2,577				CONS. FRUITS NON ECITE
FRUITS, PREP. CANNED			7,056			2	FRUITS PREP. EN ECITE
NUTS, EXC. OIL NUTS NES			2,036			26	NOIX, SAUF OLEAG. NDA
VEGETABLES, FRESH			446				LEGUMES, FRAIS
VEGETABLES, FROZEN						48	LEGUMES, CONGELES
VEGETABLES, DRIED			4			1,302	LEGUMES, SECS
VEGETABLE PREP. NES			3,545			223	PREP. DE LEGUMES NDA
RAW SUGAR			89,264				SUCRE BRUT
SUGAR, NES						132	SUCRE, NDA
MOLASSES, CRUDE			27,588				MELASSE, BRUTE
SYRUP			6			2	SIROP
SUGAR PREPARATIONS			373				PREP. A BASE DE SUCRE
COCOA AND CHOCOLATE			869				CACAO ET CHOCOLAT
COFFEE			999				CAFE
TEA			752				THE

TABLE 9. CARGOES HANDLED AT GREAT LAKES PORTS, TO AND FROM FOREIGN COUNTRIES VIA ST. LAWRENCE RIVER.

TABLEAU 9. MARCHANDISES MANUTENTIONNEES DANS LES PORTS DES GRANDS LACS, POUR ET DE PAYS ETRANGERS VIA LE SAINT-LAURENT.

PCRT AND COMMODITY	ARRIVED / ARRIVE		DEPARTED / PARTI		PCRT ET MARCHANDISE	
	NUMBER NOMBRE	NET TONNAGE TONNAGE NET	TONS UNLOADED TONNES CECHAR.	NUMBER NOMBRE		NET TONNAGE TONNAGE NET
SPICES			425		3	EPICES
SAUSAGE SKINS,CASINGS			65		38	BOYAUX A SAUCISSES
MISC.FOOD PREP.NES			11,848		297	DIV.PREP.,ALIM.NCA
BRAN,SHORTS,MICCLINGS					16	SCN,ISSUES DE CEREALES
GROUND CEREALS NES			3		240	CEREALES MOULUES ADA
SCYA. OIL MEAL, CAKE					54,473	FARINE TCURT.GR.SCYA
OIL SEED MEAL,CAKE NES					8,742	FAR.TCURT.CLEAG.NCA
CONC.COMPLETE FEEDS			113		58	CCNC.,PRDV.COMPLETES
NON-ALCOHOLIC BEVERAGE			325			BOISSONS NCN-ALCCCLIC.
ALE,BEER,STOUT,PORTER			534			ALE,BIERE,STCUT,PCRTER
WINES			1,607			VINS
FERM.ALCOHOLIC BEV.					7	BOISS.ALCCCL.FERMEN.
DIST.ALCOHOLIC BEV.			13,054		54	BOISS.ALCCCL.DIST.
CIGARETTES			1		43	CIGARETTES
TOBACCO NES			53		1,652	TABACS NCA
RAW HIDES AND SKINS			280		6,900	PEAUX ET CUIRS BRUT
CRUDE ANIMAL PROD.NES			3		25	PR.BRUTS CRIG.ANIM.NCA
SEEDS FOR SCWING NES			111		1,307	GRAINES DE SEMENCE NCA
FLAXSEED			46			GRAINE DE LIN
SCYA BEANS					331	GRAINE DE SCYA
OIL SEEDS,NUTS NES			39		15	GRAINES,NCIX OLEAG.NCA
NURSERY, GREENHOUSE STOCK			579			PRCC.PEPINIERE,SERRE
RUBBER,ALLIED GUMS,NAT			19,196		99	CACUTCHOC GCMES NAT.
CRUDE VEG.PROD.NES			147		10	PR.BRUTS CRIG.VEG.NCA
LCGS					273	BILLES
PULPWOOD			138			BCIS A PATE
WOL AND ANIMAL HAIR			97			LAINE,POILS ANIMAL
TEXTILE FIBRES NES			2,184		392	FIBRES TEXTILES NCA
CRS AND CONC.NES			18		56	MINERAIS ET CONC.NCA
IRON AND STEEL SCRAP					361	DECHETS DE FER, DACIER
NON-FERROUS MET.SCRAP					993	DECHETS METAL.NCN FER.
SLAG,PROSS,RY-PRODUCTS					3	POUS.GUEUL.SCCR.PROD.
ASBESTOS					10	AMIANTE
SAND AND GRAVEL			112			SABLE ET CRAVIERS
STONE,CRUDE NES			868		6	PIERRE BRUTE NCA
BARYTES,NATURAL			22			BARYTINE NATURELLE
SALT			10			SEL
CRUDE NON-MET.MIN.NES					99	MIN.NCN-MET.BRUTS NES
COTTON,TEXTILE WASTE			12		2,171	DECHETS DE COTON,TEXT.
WASTE AND SCRAP NES					17	DECHETS ET REBUTS NES
LEATHER			50		122	CUIR
RUBBER FAB.MATERIALS			52		5	CEMI-PRCC.CACUTCHOC
LUMBER AND TIMBER			13,997		6,911	BCIS OEUVRE ET CHARP.
FLOORING					61	LAMES POUR PARQUET
VENEER,PLYWOOD			16,628		27	PLACAGES,CONTRE-PLAC.
WOOD FAB.MATERIALS			562		2	CEMI-PRCDITS EN BCIS
PULP			46			PATE
PAPER NES			146		456	PAPIER NCA
PAPERBOARD			161		55	CARTON
BLDG.PAPER AND BOARD			1,838		86	PLAC.CONSTR.,PAP/CART.
WET MACHINE BOARD			497		175	CARTON EN PATE PRESSE
CORDAGE,TWINE,ROPE			2,499			CORDAGE,FICELLE,CCRDE
JUTE WOVEN FABRICS			77			TISSUS DE JUTE
TEXTILE FAB.MTL NES			3,891		206	CUVR.EN MAT.TEXT.NCA
ANIMAL OILS,EXC.MARINE					7,440	HUIL.ANIM.SAUF AN.MAR.
FISH,MARINE ANIMAL OIL						HUIL.DE PCISSON,AN.MAR
SOYABEAN OIL					22,466	HUIL.DE SCYA
VEG.OILS,FATS NES			19,076		1,099	HUIL.MAT.GRAS.VEG.NCA
OILS,FATS,WAXES NES			1,907		4,490	HUIL.MAT.GRAS.CIRE NCA
METALLIC SALTS			231		438	SELS METALLIQUES
INORGANIC CHEMS. NES			104		4	PRD.CHIM.INCRG.NCA
ORGANIC CHEMICALS NES			11,203		1,149	PRD.CHIM.ORGAN.NCA
EXPLOS., FUSES, CAPS			16			EXPLCS.,APCRCS, DET.
PCTASH			10			FCYASSE
FERTILIZERS NES					65	ENGRAIS CHIMIQUE NCA
AGRICULTURAL CHEMICALS			721		171	PRD.CHIM.AGRICLES
SYNTHETIC RUBBER			120		977	CACUTCHOC SYNTHETIC
PLASTIC MATERIALS			8,617		2,093	MATIERES PLASTIQUES
DYESTIFF,PIGMENT,PAINT			1		417	MAT.COLOR.PIG.PEINTURE
CHEM.SPECIALTIES NES			696		172	PRD.CHIM.SPECIALS NCA
FUEL OIL			114,727		684	MAZCUT
LUBRICATING OIL,GREASE			25,583		103	HUIL.E,GRAISSE LUBRIF.
ASPHALTS,ROAD OILS					14	ASPHALTE,BITLME LIQD.
CCAL TAR,PITCH					12	GOUDRON,BRAI DE BCUIL.
PETROL.COAL PROC.NES			13,755		635	CDRIVE PETR.CHARB.NCA
FERRC-ALLOYS			1,560			FERRC-ALLIAGES
PIG IRON			17			FER EN GUEUSE
PRIMARY IRON,STEEL NES			429		146	FER,ACIER PRIMAIR.NCA
CASTINGS,FORGINGS			2,325		62	MOUL.PIECES FERGES
BAR AND RODS,STEEL			34,780		781	BARRES ET TIGES ACIER
PLATE & SHEET STEEL			39,924		586	TOLES,FEUILLES DACIER
STRUCTURAL SHAPES			56,994		751	PROFILES DE CONSTRUCT.
PIPES,TUBES:IRON,STEEL			7,632		313	TUYAUX,TUBES:FER,ACIER

TABLE 9. CARGOES HANDLED AT GREAT LAKES PORTS, TO AND FROM FOREIGN COUNTRIES VIA ST. LAWRENCE RIVER.

TABLEAU 9. MARCHANDISES MANUTENTIONNEES DANS LES PORTS DES GRANOS LACS, POUR ET DE PAYS ETRANGERS VIA LE SAINT-LAURENT.

PCRT AND COMMODITY	ARRIVED / ARRIVE			DEPARTED / PARTI			PCRT ET MARCHANDISE
	NUMBER NOMBRE	NET TONNAGE TONNAGE NET	TONS UNLOADED TONNES DECHAR.	NUMBER NOMBRE	NET TONNAGE TONNAGE NET	TONS LOADED TONNES CHAR.	
WIRE			1,723			169	FIL METALLIQUE
ALUMINUM			3,433			155	ALUMINIUM
COPPER AND ALLOYS			536			14,795	CUVRE ET ALLIAGES
NICKEL AND ALLOYS			1			374	NICKEL ET ALLIAGES
ZINC AND ALLOYS			7			5	ZINC ET ALLIAGES
NON-FERROUS METALS NES			998			35	METAUX NON-FERREUX NCA
METAL FAB.BASIC PRCD.			14,005			813	CUVR.DE BASE EN METAL
BRICKS,TILES NES			309				BRICQUES,TILES NCA
GLASS BASIC PRODUCTS			4,886			381	CUVR.DE BASE EN VERRE
CEMENT			429				CIMENT
NON-MET.MIN.BASIC PRCD			3,381			609	PRCD.MIN.NCA-MET.EASE
MISC.FABRICATED PRCD.			668			64	CUVRAGES DIVERS
TRACTORS			2,470			178	TRACTEURS
MACHINERY NES			14,539			2,686	MACHINES NDA
PASS.AUTOS AND CHASSIS			32,444			5,428	VEITURES PART.,CHASSIS
TRUCKS AND CHASSIS			8			707	CAMIONS ET CHASSIS
MOTOR VEHICLE ENGINES			2,179			1,186	MOTEURS DE VEH.AUTOM.
ROAD MOTOR VEH. NES			507			29	VEH.AUTOM.ROUTIERES NCA
SHIPS,AIRCRAFT,MIS.VEH			226			126	NAVIRES,CAMIONS,VEH.DIV
RUBBER TIRES AND TUBES			677			611	PNEUS, CHAMBRES A AIR
EQUIPMENT MISC.			6,647			1,189	MATERIEL DIVERS
PERSONAL,HSEHOLD GOODS			15,447			1,762	ART.PERS.ET MENAGERS
FIREARMS,AMMUNITION			56				ARMES A FEU,PLANTIONS
CONTAINERS,CLOSURES			1,925			879	CONTENEURS,FERMETURES
MISC. END PRODUCTS NES			876			1,004	PRODUITS FINIS DIV.NCA
GENERAL CARGO			52,690			17,327	MARCHANDISES DIVERSES
CONTAINERIZED FREIGHT			13,624			5,425	FRET CONTENEURESE
PORT TOTAL	441 *	1,845,720 *	755,655 *	292 *	987,469 *	191,177 *	TOTAL DU PORT
WELLAND							WELLAND
NON-MET.MIN.BASIC PRCD						2,477	PRCD.MIN.NCA-MET.BASE
PORT TOTAL	*	*	*	3 *	8,910 *	2,677 *	TOTAL DU PORT
WINDSOR							WINDSOR
MEAT,FRESH OR FROZEN			28				VIANDE,FRAICHE / CONG.
FRUIT JUICES			393				JUS DE FRUIT
FRUIT,PRES.NOT CANNED			57				CONS. FRUITS NCA ECITE
FRUITS, PREP. CANNED			3				FRUITS PREP. EN ECITE
VEGETABLE PREP.NES			2,001				PREP. DE LEGUMES NCA
CONC.COMPLETE FEEDS			224				CONC.,PROV.COMPLETES
DIST.ALCOHOLIC BEV.			13			8	BOISS.ALCOL.DIST.
TOBACCO NES						10,369	TABACS NCA
FLUCRSPAR			85,500				SPATH FLUCR
CORDAGE,TWINE,ROPE			1,249				CORDAGE,FICELLE,CORDE
ORGANIC CHEMICALS NES			13			58	PRCD.CHIM.ORGAN.NCA
POTASH			6,900				POTASSE
FERTILIZERS NES			8,694				ENGRAIS CHIMIQUE NCA
PRIMARY IRON,STEEL NES			2,464				FER,ACIER PRIMAIR.NCA
BAR AND RODS,STEEL			10,672				BARRES ET TIGES ACIER
PLATE & SHEET STEEL			24,437				TILES,FEUILLES ACIER
STRUCTURAL SHAPES			64,724				PROFILES CE CONSTRUCT.
PIPES,TUBES:IRON,STEEL			326				TUYAUX,TUBES:FER,ACIER
WIRE			3,341				FIL METALLIQUE
METAL FAB.BASIC PRCD.			380				CUVR.DE BASE EN METAL
TRACTORS			109				TRACTEURS
MACHINERY NES			442				MACHINES NCA
PASS.AUTOS AND CHASSIS			1				VEITURES PART.,CHASSIS
MOTOR VEHICLE ENGINES			80				MOTEURS DE VEH.AUTOM.
RUBBER TIRES AND TUBES			11				PNEUS, CHAMBRES A AIR
EQUIPMENT MISC.			19				MATERIEL DIVERS
PERSONAL,HSEHOLD GOODS			6				ART.PERS.ET MENAGERS
MISC. END PRODUCTS NES			12				PRODUITS FINIS DIV.NCA
PORT TOTAL	32 *	147,981 *	212,099 *	8 *	17,464 *	10,435 *	TOTAL DU PORT
TOTAL - CANADA	689 **	2,866,284 **	1,550,601 **	642 **	2,515,511 **	2,017,951 **	TOTAL - CANADA

TABLE 10. TUGS DEPARTED FROM CANADIAN PORTS IN INTERNATIONAL SEABORNE SHIPPING, BY PORT.
 TABLEAU 10. MOUVEMENTS INTERNATIONAUX DE REMORQUEURS EN PROVENANCE DE PORTS CANADIENS, PAR PORTS.

PROVINCE - PORT	NUMBER / NOMBRE	GROSS TONS / TONNES BRUTS
NOVA SCOTIA / NOUVELLE-ECOSSE		
HALIFAX	9	1,070
LUNenburg	1	43
MARGARETSVILLE	1	1
MULGRAVE	1	252
PICTOU	1	1
PORT HAWKESBURY	3	14
NS.-NES/N.-E.-NDA	1	93
TOTAL - PROVINCE	17 *	1,474 *
NEW BRUNSWICK / NOUVEAU-BRUNSWICK		
SAINT JOHN	12	194
N.B.-NES/NDA	1	1
TOTAL - PROVINCE	13 *	195 *
QUEBEC / QUEBEC		
MONTREAL	3	286
QUEBEC	1	182
SCHEL	1	1
TOTAL - PROVINCE	5 *	469 *
ONTARIO / ONTARIO		
AMHERSTBURG	10	458
CORNWALL	1	114
HAMILTON	21	2,036
KINGSTON	8	1,276
PARRY SOUND	2	240
PORT COLBORNE	4	610
PORT HOPE	1	12
PORT MAITLAND	1	14
PORT STANLEY	1	214
PRESCOTT	2	71
ST. CATHARINES	6	678
SARNIA	22	1,180
SAULT STE. MARIE	13	418
TORONTO	2	124
WINDSOR	277	14,508
TOTAL - PROVINCE	371 *	21,958 *
BRITISH COLUMBIA / COLOMBIE-BRITANNIQUE		
BEECHER BAY	3	91
BLUDDER BAY	45	11,491
BRITANNIA BEACH	8	275
CAMPBELL RIVER	24	687
CHEMAINUS	50	1,864
COWICHAN BAY	5	159
CROFTON	32	1,611
ESQUIMALT	1	26
GOLD RIVER	8	347
LADYSMITH	27	1,352
MARBLE BAY	80	3,197
NANAIMO	57	3,295
NEW WESTMINSTER	29	1,369
PORT ALBERNI	32	2,511
PORT MELLON	6	317
POWELL RIVER	29	1,358
PRINCE RUPERT	192	19,847
SCOE	3	165
SCUAMISH	19	1,493
TAHSIS	2	10
VANANCA	43	679
VANCOUVER	914	33,928
VICTORIA	581	25,211
BC.-RES/C.-B.-NDA	6	165
TOTAL - PROVINCE	2,196 *	111,448 *
TOTAL - CANADA	2,602 **	135,541 **

APPENDIX — A — APPENDICE

List of Canadian Ports — Liste des ports canadiens

NEWFOUNDLAND — TERRE-NEUVE

Aguathuna
Argentia
Baie Verte
Bay Roberts
Bell Island
Botwood
Burin
Carmanville
Catalina
Clarenville
Corner Brook (incl. Hughes Brook, Curling,
Humbermouth)
Fortune
Goose Bay
Grand Bank
Harbour Breton
Harbour Grace
Hare Bay
Hawke Bay
Holyrood
Lewisporte
Little Bay
Long Pond (Manuels)
Marystown
Port aux Basques
Port Hope Simpson
Long Harbour
St. Albans
St. John's
St. Lawrence
Stephenville (incl. St. George's Flat Bay, Flat
Point, Turf Point)
Tilt Cove
Tommy's Arm
All other Newfoundland ports — Tous autres
ports de Terre-Neuve

PRINCE EDWARD ISLAND — ÎLE-DU-PRINCE-ÉDOUARD

Charlottetown
Souris
Summerside (Borden)
All other Prince Edward Island ports — Tous
autres ports de l'Île-du-Prince-Édouard

NOVA SCOTIA — NOUVELLE-ÉCOSSE

Annapolis Royal
Baddeck
Bridgewater
Digby
Halifax
Hantsport
Little Narrows
Liverpool (Brooklyn)
Lunenburg
Margaretsville
Mulgrave
North Sydney
Parrsboro
Pictou

NOVA SCOTIA — Concluded — NOUVELLE-ÉCOSSE — fin

Port Hawkesbury (incl. Point Tupper)
Pugwash
Sheet Harbour
Shelburne
Sydney (Pt. Edward)
Walton
Weymouth
Wolfville (incl. Pt. Williams)
Yarmouth
All other Nova Scotia ports — Tous autres ports
de la Nouvelle-Écosse

NEW BRUNSWICK — NOUVEAU-BRUNSWICK

Bathurst
Belledune
Campbellton
Caraquet
Chatham
Dalhousie
Grand Manan (North Head)
Moncton
Newcastle (Bridgetown)
Richibucto
Saint John
St. Andrews
St. Stephen
All other New Brunswick ports — Tous autres ports
du Nouveau-Brunswick

QUÉBEC

Baie Comeau
Beloeil
Bic
Cap Chat
Carleton
Chandler
Chicoutimi
Contrecoeur
Donnacona
Forestville
Gaspé
Godbout
Grande Vallée
Grindstone
Havre St. Pierre
Lanoraie
Les Escoumins
Matane
Mont Louis
Montréal
Pentecôte
Pointe-au-Pic
Pointe-Noire (Clarke City)
Port Alfred
Port Cartier
Port Menier
Québec
Rimouski

List of Canadian Ports - Continued - Liste des ports canadiens - suite

QUÉBEC - Concluded

Rivière-du-Loup
St. Jean Port Joli
St. Siméon
Ste. Anne des Monts
Sacré-Coeur
Sept-Îles
Sorel
Trois-Pistoles
Trois-Rivières
Valleyfield
Varenes
Northern Quebec ports - Ports du nord
de Quebec
All other Quebec ports - Tous autres ports de
Québec

ONTARIO

Amherstburg
Belleville
Britt
Brockville
Byng Inlet
Cardinal
Clarkson
Cobourg
Colborne
Collingwood
Cornwall
Courtright
Cutler
Depot Harbour
Erieau
Goderich
Hamilton
Killarney
Kingston
Kingsville
Lakeview
Little Current
Marathon
Michipicoten Harbour
Midland
Morrisburg
Nipigon
Oakville (Bronte)
Oshawa
Owen Sound
Parry Sound
Picton
Port Burwell
Port Colborne
Port Credit
Port Hope
Port Lambton
Port Maitland
Port McNicoll
Port Stanley
Prescott
Red Rock
St. Catharines (Port Weller, Pt. Dalhousie)

ONTARIO - Concluded

Sarnia
Sault Ste. Marie (Marks Bay, Mill Pond)
Sombra
Thorold
Thunder Bay
Toronto
Trenton
Wallaceburg
Welland
Whitby
Windsor (Walkerville, Sandwich, Ojibway,
Riverside)
Northern Ontario ports - Ports du nord
d'Ontario
All other Ontario ports - Tous autres ports
d'Ontario

MANITOBA

Churchill
All other Manitoba ports - Tous autres ports du
Manitoba

BRITISH COLUMBIA - COLOMBIE-BRITANNIQUE

Alert Bay
Andy's Bay
Bamberton
Beaver Cove
Bedwell Sound
Beecher Bay
Bella Coola (S. Bentinck Arm)
Blind Bay
Blubber Bay
Britannia Beach
Campbell River (Duncan Bay)
Centre Bay
Chemainus
Clam Bay
Clio Bay
Coal Harbour
Courtenay
Cowichan Bay
Crofton (Croft Hill)
Esquimalt
Fair Harbour
Furry Creek
Gold River
Gowland Harbour
Hastings Arm
Jedway
Jervis Inlet
Kimsquit
Kitkatla
Kitimat
Knight Inlet
Ladysmith
Lake Bay
Little Espinosa Inlet
Long Bay
Loughborough Inlet
Lyll Harbour

List of Canadian ports - Concluded - Liste des ports canadiens - fin

**BRITISH COLUMBIA - Continued - COLOMBIE-
BRITANNIQUE - suite**

Mahatta River
Malksope Inlet
Marble Bay
Marpole
Masset
Menzies Bay
Moresby Camp
Namu
Nanaimo (Harmac)
New Westminster
North Arm Fraser River
Ocean Falls
Port Alberni
Port Hardy (Hardy Bay)
Port Harvey
Port Mellon
Port McNeill
Port Renfrew
Powell River
Prince Rupert
Quatsino
Ragged Island
Roberts Bank
Saanichton
Sandpoint
Sarita River
Shannon Bay
Sivash (Okisollo)

**BRITISH COLUMBIA - Concluded - COLOMBIE-
BRITANNIQUE - fin**

Skidegate
Smith Inlet
Sooke
South Bay
Squamish
Tasu
Tahsis
Teakerne Arm
Texada
Toquart
Ucluelet
Vananda
Vancouver (incl. Port Moody, North Arm, Ioco,
Burnaby, English Bay, False Creek, Dollarton)
Vanguard
Victoria
Watson Island
West Bay
Zeballos
All other British Columbia ports - Tous autres
ports de la Colombie-Britannique

**NORTHWEST TERRITORIES - TERRITOIRES DU
NORD-OUEST**

Frobisher Bay
All other Northwest Territories ports - Tous autres
ports des Territoires du Nord-Ouest

APPENDIX - B - APPENDICE

List of Commodities

Marchandise

LIVE ANIMALS

Cattle
Live animals, n.e.s.

ANIMAUX VIVANTS

Bovins
Animaux vivants, n.d.a.

FOOD, FEED, BEVERAGES AND TOBACCO

Meat and Meat Preparations

Meat, fresh, chilled or frozen
Meat, cured
Meat and meat preparations, n.e.s.

ALIMENTS, ALIMENTS POUR ANIMAUX, BOISSONS ET TABACS

Viandes et préparations de viande

Viandes fraîches, refroidies ou congelées
Viandes salées ou fumées
Viandes et préparations de viande, n.d.a.

Fish and Marine Animals

Fish, fresh, chilled or frozen
Fish, smoked, salted, dried or pickled
Fish, canned
Lobster
Shell fish, n.e.s.; meat of marine animals; and other fishery foods and feeds

Poisson et animaux marins

Poisson frais, refroidi ou congelé
Poisson fumé, salé, séché ou mariné
Poisson, en boîtes
Homard
Coquillages, n.d.a.; viande d'animaux marins; et autres aliments de poisson et aliments de poisson pour animaux

Dairy Produce, Eggs and Honey

Butter
Cheese
Milk powder
Dairy produce, n.e.s.; eggs and honey

Produits laitiers, oeufs et miel

Beurre
Fromage
Lait en poudre
Produits laitiers, n.d.a.; oeufs et miel

Grain, Flour, Meal and Cereal Preparations

Barley
Corn
Oats
Rye
Wheat
Cereals, unmilled, n.e.s.
Corn meal and flour
Corn starch
Malt and malt flour
Wheat flour
Cereals, milled, n.e.s.
Bakery products, incl. those frozen

Macaroni and cereal products, and farinaceous substances and flour for use as food

Céréales, farine, et préparations de céréales

Orge
Maïs
Avoine
Seigle
Blé
Céréales, non moulues, n.d.a.
Semoule et farine de maïs
Fécule de maïs
Malt et farine de malt
Farine de blé
Céréales moulues, n.d.a.
Produits de boulangerie, y compris produits congelés
Pâtes alimentaires et produits céréaliers, substances farineuses et farine utilisées comme aliments

Fruits and Fruit Preparations

Apples (incl. crab-apples)
Bananas and plantains
Fresh or chilled fruits and berries, n.e.s.
Frozen fruits and berries
Dried and dehydrated fruits
Fruit juices, unfermented, not concentrated, and fruit juice concentrates
Fruit pulp and purée (not canned)
Fruits, preserved, not canned, n.e.s.
Fruits and preparations, canned (exc. infant foods)

Fruits et préparations de fruits

Pommes (y compris pommettes)
Bananes et bananes des Antilles
Baies et fruits frais ou refroidis, n.d.a.
Baies et fruits congelés
Fruits séchés ou déshydratés
Jus de fruits, non fermentés, non concentrés et concentrés de jus de fruits
Pulpe et purée de fruits (non en boîtes)
Fruits, conservés, mais non en boîtes, n.d.a.
Fruits et préparations, en boîtes (sauf aliments pour bébés)

List of Commodities - Continued

FOOD, FEED, BEVERAGES AND TOBACCO -
Concluded:

Nuts, Except Oil Nuts

Peanuts, roasted or otherwise prepared
Nuts, except oil nuts, n.e.s.

Vegetables and Vegetable Preparations

Potatoes
Vegetables, fresh or chilled, n.e.s.
Vegetables, frozen
Vegetables, dried
Vegetables and vegetable preparations, n.e.s.

Sugar and Sugar Preparations

Raw sugar
Sugar, n.e.s.
Molasses, crude
Molasses, refined
Syrup
Sugar preparations (incl. confectionery)

Cocoa, Coffee, Tea and Spices

Cocoa and chocolate
Coffee
Tea
Spices
Vinegar

Margarine, Shortening and Lard

Margarine and similar products
Shortening
Lard

Miscellaneous Foods, Food Materials and Food Preparations

Sausage skins or casings
Miscellaneous foods, food materials and food preparations, n.e.s.

Fodder and Feed, Except Unmilled Cereals

Hay, forage and straw
Hulls, screenings, chaff and scourings
Wheat bran, shorts and middlings
Ground cereals and by-products, n.e.s.
Cottonseed oil meal and cake
Soyabean oil meal and cake
Oil seed meals and cake, n.e.s.
Brewers' and distillers' grains and solubles
Feeds of vegetable origin, n.e.s.
Feeds of animal origin
Concentrated and complete feeds

Beverages

Non-alcoholic beverages
Ale, beer, stout and porter
Wines
Fermented alcoholic beverages, n.e.s.
Distilled alcoholic beverages

Tobacco

Cigarettes
Tobacco, n.e.s.

Marchandise - suite

ALIMENTS, ALIMENTS POUR ANIMAUX, BOISSONS
ET TABACS - fin:

Noix, sauf noix oléagineuses

Cacahouètes, grillées ou autrement préparées
Noix, sauf noix oléagineuses, n.d.a.

Légumes et préparations de légumes

Pommes de terre
Légumes, frais ou refroidis, n.d.a.
Légumes, congelés
Légumes, séchés
Légumes et préparations de légumes, n.d.a.

Sucre et préparations à base de sucre

Sucre brut
Sucre, n.d.a.
Mélasse, brute
Mélasse, raffinée
Sirop
Préparations à base de sucre (y compris confiserie)

Cacao, café, thé et épices

Cacao et chocolat
Café
Thé
Épices
Vinaigre

Margarine, shortening et saindoux

Margarine et produits semblables
Shortening
Saindoux

Aliments divers, matières nutritives et préparations alimentaires

Enveloppes et boyaux à saucisses
Aliments divers, matières nutritives et préparations alimentaires, n.d.a.

Fourrage et aliments pour animaux, sauf céréales non moulues

Foin, fourrages et paille
Écalures, criblures, rebuts et impuretés
Son, remoulage et issues de blé
Céréales moulues et sous-produits, n.d.a.
Tourteau et farine de graine de coton
Tourteau et farine de graine de soya
Tourteau de farine de graine oléagineuses, n.d.a.
Grains et solubles de brasserie et de distillerie
Aliments pour animaux d'origine végétale, n.d.a.
Aliments pour animaux d'origine animale
Aliments pour animaux concentrés et complets

Boissons

Boissons non alcooliques
Ale, bière, porter et stout
Vins
Boissons alcooliques fermentées, n.d.a.
Boissons alcooliques distillées

Tabacs

Cigarettes
Tabacs, n.d.a.

List of Commodities - Continued

Marchandise - suite

CRUDE MATERIALS, INEDIBLE

Crude Animal Products, Inedible (Except Fibres)

Raw hides and skins and undressed fur skins
Crude animal products, inedible (except fibres),
n.e.s.

Crude Vegetable Products, Inedible (Except Tobacco, Fibres and Wood)

Seeds for sowing, n.e.s.
Flaxseed
Mustard seed
Rapeseed
Soya beans
Oil seeds, oil nuts and oil kernels, n.e.s.
Nursery and greenhouse stock and related materials
Rubber and allied gums, natural, and natural gums and resins
Crude vegetable products, inedible (except tobacco, fibres and wood), n.e.s.

Crude Wood Materials

Logs
Bolts and round timber
Pulpwood
Crude wood materials, n.e.s.

Textile and Related Fibres (Including Waste)

Wool and fine animal hair suitable for spinning
Textile and related fibres (including waste),
n.e.s.

Metallic Ores, Concentrates, Scrap Metals and By-Products (Alternative Classification)

Alumina and bauxite ore
Copper ore and concentrates and matte and precipitates
Iron ore, crude, and concentrates, calcined, roasted or treated
Lead ore and concentrates
Manganese ore
Nickel-copper ore, nickel-copper matte or speiss, and nickel concentrates
Titanium ore
Zinc ore and concentrates
Ores, concentrates and precipitates, n.e.s.
Iron and steel scrap
Non-ferrous and precious metal scrap
Slags, drosses and other by-products

Coal, Crude Petroleum and Related Crude Products

Coal, bituminous, sub-bituminous, and lignite
Coal, n.e.s.
Crude petroleum, petroleum tops and natural gasoline
Crude petroleum, Canadian
Natural gas and other crude bituminous substances

MATIÈRES BRUTES NON COMESTIBLES

Produits bruts d'origine animale, non comestibles (sauf fibres)

Peaux et cuirs bruts et pelletteries non apprêtées
Produits bruts d'origine animale, non comestibles (sauf fibres), n.d.a.

Produits bruts d'origine végétale, non comestibles (sauf tabacs, fibres et bois)

Graines de semence, n.d.a.
Graine de lin
Graine de moutarde
Graine de colza
Fèves de soya
Graines, noix et amandes oléagineuses, n.d.a.
Produits de pépinière et de culture de serre et matières connexes
Caoutchouc et gommes semblables, naturels et gommes et résines naturelles
Produits bruts d'origine végétale, non comestibles (sauf tabacs, fibres et bois), n.d.a.

Matières en bois brut

Billes
Billots et bois ronds
Bois à pâte
Matières en bois brut, n.d.a.

Textiles et fibres connexes (y compris déchets)

Laine et poil fin d'animal pouvant être filés
Textiles et fibres connexes (y compris déchets),
n.d.a.

Minerais de métaux, concentrés, déchets de métaux et sous-produits (1re possibilité de classification)

Alumine et minerai de bauxite
Minerai, concentrés, matte et précipités de cuivre
Minerai de fer brut et concentrés calcinés, grillés ou traités
Minerai et concentrés de plomb
Minerai de manganèse
Minerai de nickel et de cuivre, matte ou speiss de nickel et de cuivre et concentrés de nickel
Minerai de titane
Minerai et concentrés de zinc
Minerais, concentrés et précipités, n.d.a.
Déchets de fer et d'acier
Déchets de métaux non ferreux et précieux
Scories, crasses et autres sous-produits

Charbon, pétrole brut et produits bruts connexes

Charbon bitumineux, sous-bitumineux et lignite
Charbon, n.d.a.
Pétrole brut, produits de tête et essence naturelle
Pétrole brut, canadien
Gaz naturel et autres substances minérales brutes

List of Commodities - Continued

Marchandise - suite

CRUDE MATERIALS, INEDIBLE - Concluded:

MATIÈRES BRUTES NON COMESTIBLES - fin:

Crude Non-metallic Minerals (Except Coal and Petroleum)

Asbestos, unmanufactured, crude and fibre
Bentonite
China clay
Dolomite
Clay and other crude refractory materials, n.e.s.
Sand and gravel
Limestone
Crushed stone, incl. stone refuse (exc. limestone flux and crushed limestone)
Stone, crude, n.e.s.
Water and ice
Barytes, natural
Fluorspar
Gypsum
Phosphate rock
Salt
Sulphur in ores, crude and refined (exc. pharmaceutical grade)
Crude non-metallic minerals (except coal and petroleum), n.e.s.

Minéraux bruts non métalliques (sauf charbon et pétrole)

Amiante, non fabriqué, brut et en fibres
Bentonite
Kaolin
Dolomite
Argile et autres matières réfractaires brutes, n.d.a.
Sable et gravier
Pierre à chaux
Pierre concassée, y compris rebuts de pierre (non compris castine et pierre à chaux concassée)
Pierre brute, n.d.a.
Eau et glace
Barytine, naturelle
Fluorine
Gypse
Roche phosphatée
Sel
Soufre dans les minerais, brut ou raffiné (sauf qualité pharmaceutique)
Minéraux bruts non métalliques (sauf charbon et pétrole), n.d.a.

Waste and Scrap Materials, n.e.s.

Cotton and textile rags and waste
Hogged fuel (wood)
Waste and scrap materials, n.e.s.

Matières de rebut et déchets, n.d.a.

Chiffons et déchets de textile et de coton
Bois débité en copeaux (combustible)
Matières de rebut et de déchet, n.d.a.

FABRICATED MATERIALS, INEDIBLE

MATIÈRES TRAVAILLÉES, NON COMESTIBLES

Leather

Leather
Furs, dressed
Rubber fabricated materials

Cuir

Cuir
Fourrures apprêtées
Demi-produits en caoutchouc

Wood Fabricated Materials

Lumber and timber
Flooring
Railway ties
Shingles and shakes
Lath of wood
Other sawmill products, n.e.s.
Veneer, plywood and wood building boards
Cooperage stock and box, crate and package shoo
Wood fabricated materials, n.e.s.

Demi-produits en bois

Bois d'oeuvre et bois de construction
Revêtements de parquetage
Traverses de voie ferrée
Bardeaux et bardeaux fendus
Latte de bois
Autres sciages, n.d.a.
Placage, contreplaqué et planches de construction
Demi-produits de tonnellerie et planchages à boîtes, cageots et emballages
Demi-produits en bois, n.d.a.

Pulp

Pulp

Pâte

Pâte

Paper and Paperboard

Newsprint paper
Paper, n.e.s.
Paperboard
Building paper and building board (exc. wood, plastic and gypsum board)
Wet machine board and converted paper

Papier et carton

Papier journal
Papier, n.d.a.
Carton
Plaques de construction, papier et carton (sauf planches en bois, en plastique ou en gypse)
Carton en pâte pressé et papier transformé

Textile Fabricated Materials

Cordage, twine and rope (exc. braided cords and threads)
Jute broad woven fabrics
Textile fabricated materials, n.e.s.

Ouvrages en matières textiles

Cordage, ficelle et corde (sauf cordes tressées et fils)
Tissus de jute larges
Ouvrages en matières textiles, n.d.a.

List of Commodities - Continued

FABRICATED MATERIALS, INEDIBLE -

Continued:

Oils, Fats, Waxes, Extracts and Derivatives, Animal and Vegetable

Animal oils and fats (exc. marine)

Fish and marine animal oils

Soyabean oil

Vegetable oils and fats, exc. essential oils, n.e.s.

Oils, fats, waxes, extracts and derivatives, animal and vegetable, n.e.s.

Chemicals and Related Products

Sulphuric acid (incl. oleum)

Metallic salts and peroxy salts, of inorganic acids

Inorganic chemicals, n.e.s.

Glycol

Organic chemicals, n.e.s.

Explosives, fuses and caps

Potash

Fertilizers and fertilizer materials, n.e.s.

Agricultural chemicals, formulated (crop and seed treatments and herbicides); other insecticides and rodenticides; and adhesives

Synthetic rubber (incl. rubber compounds and reclaimed rubber)

Plastic materials, not shaped, and plastics basic shapes and forms

Dyestuffs (exc. dyeing extracts); pigments, lakes and toners (exc. those in chemicals); and paints and related products

Chemical specialties, industrial, n.e.s.

Petroleum and Coal Products

Gasoline

Fuel oil

Lubricating oils and greases

Coke of petroleum and coal

Asphalts and road oils

Coal tar and coal pitch

Petroleum and coal products, n.e.s.

Iron and Steel and Alloys

Ferro-alloys

Pig iron

Primary iron and steel, n.e.s.

Castings and forgings (exc. pipes and fittings)

Bars and rods, steel

Plate, sheet and strip, steel

Structural shapes and sheet piling

Rails and railway track material

Pipes and tubes, iron and steel (exc. fittings and finished electrical conduit and tubing)

Wire (incl. wire rope)

Non-Ferrous Metals

Aluminum (including alloys)

Copper and alloys

Lead and alloys

Nickel and alloys

Zinc and alloys

Non-ferrous metals, n.e.s.

Marchandise - suite

MATIÈRES TRAVAILLÉES, NON COMESTIBLES -

suite:

Huiles, matières grasses, cires, extraits et dérivés d'origine animale et végétale

Huiles et matières grasses d'origine animale (sauf marine)

Huiles de poissons et d'animaux marins

Huile de soya

Huiles et matières grasses végétales, sauf huiles essentielles, n.d.a.

Huiles, matières grasses, cires, extraits et dérivés d'origine animale et végétale, n.d.a.

Produits chimiques et produits connexes

Acide sulfurique (y compris oleum)

Sels métalliques et persels d'acides inorganiques

Produits chimiques inorganiques, n.d.a.

Glycol

Produits chimiques organiques, n.d.a.

Explosifs, mèches et amorces

Muriate de potassium (potasse)

Engrais et matières fertilisantes, n.d.a.

Produits chimiques agricoles, formulés (produits pour cultures et semences et herbicides); autres insecticides et rodenticides; et adhésifs

Caoutchouc synthétique (y compris composés de caoutchouc et caoutchouc régénéré)

Matières plastiques non façonnées et formes élémentaires de matières plastiques

Matières colorantes (sauf extraits colorants); pigments, laques et tonifiants (sauf ceux des produits chimiques); et peintures et produits connexes

Produits chimiques industriels, spéciaux, n.d.a.

Dérives du pétrole et du charbon

Essence

Mazout

Graisses et huiles lubrifiantes

Coke de pétrole et de charbon

Asphalte et bitume liquide

Goudron et brai de houille

Dérivés du pétrole et du charbon, n.d.a.

Fer et acier et allages

Ferro-alliages

Fonte brute

Acier et fer primaire, n.d.a.

Pièces moulées et forgées (sauf tuyaux et raccords)

Barres et tiges en acier

Tôle, feuilles et feuillards en acier

Profilés de construction et palplanches

Rails et matériaux de voie ferrée

Tuyaux et tubes en fer et en acier (sauf les raccords, les tubes et les conduits électriques finis)

Fil métallique (y compris cordage)

Métaux non ferreux

Aluminium (y compris alliages)

Cuivre et alliages

Plomb et alliages

Nickel et alliages

Zinc et alliages

Métaux non ferreux, n.d.a.

List of Commodities - Concluded

**FABRICATED MATERIALS, INEDIBLE -
Concluded:**

Metal Fabricated Basic Products

Metal fabricated basic products

Non-metallic Mineral Basic Products

Building brick, clay
Drain tiles, sewer pipes and fittings
Bricks, tiles (clay) and refractories, n.e.s.

Glass basic products
Asbestos and asbestos-cement basic products
Cement
Cement and concrete basic products, n.e.s.
Lime
Non-metallic mineral basic products, n.e.s.

Miscellaneous Fabricated Materials

Miscellaneous fabricated materials

END PRODUCTS, INEDIBLE

Machinery

Tractors
Machinery, n.e.s.

Transportation and Communication Equipment

Railway rolling stock
Passenger automobiles and chassis
Buses and chassis
Trucks, truck chassis and truck tractors, commercial
Military motor vehicles and trailers (exc. tanks)

Motor vehicle engines, accessories, parts and assemblies
Road motor vehicles, n.e.s.
Ships and boats; aircraft; and miscellaneous vehicles (incl. parts and accessories)
Rubber tires and tubes

Equipment

Equipment

Personal and Household Goods

Personal and household goods

Miscellaneous

Firearms, weapons and ammunition
Containers and closures
Miscellaneous end products, inedible, n.e.s.
General Cargo

Marchandise - fin

**MATIÈRES TRAVAILLÉES, NON COMESTIBLES -
fin:**

Ouvrages de base en métal

Ouvrages de base en métal

Produits minéraux non métalliques de base

Briques à bâtir en argile
Tuiles de drainage, tuyaux d'égout et raccords
Briques, tuiles (argile) et matières réfractaires, n.d.a.
Ouvrages de base en verre
Produits de base en amiante et en amiante-ciment
Ciment
Produits de base en ciment et en béton, n.d.a.
Chaux
Produits minéraux non métalliques de base, n.d.a.

Divers ouvrages

Divers ouvrages

PRODUITS TERMINAUX NON COMESTIBLES

Machinerie

Tracteurs
Machinerie, n.d.a.

Matériel de transport et de communications

Matériel roulant de chemin de fer
Voitures particulières et châssis
Autobus et châssis
Camions, châssis de camion et tracteurs, commerciaux
Véhicules militaires, etc., sauf chars d'assaut (canaux seulement)
Moteurs, accessoires, pièces et pièces assemblées pour véhicules automobiles
Véhicules automobiles pour routes, n.d.a.
Navires et bateaux; avions; et divers véhicules (y compris pièces et accessoires)
Pneus et chambres à air en caoutchouc

Matériel


Matériel

Articles de soins personnels et articles ménagers

Articles de soins personnels et articles de ménage

Divers

Armes à feu, armes et munitions
Conteneurs et fermetures
Divers produits terminaux non comestibles, n.d.a.
Marchandise générale



DATE DUE
DATE DE RETOUR

MAR - 7 1977			
APR 1 1977			
FEB 21 1978			

Bulletins publiés par la
Division des transports et des services d'utilité
publique traitant les
TRANSPORT PAR EAU

Numéro de
catalogue

Périodiques

- 54-001 Statistique sommaire des canaux — avril à décembre, M., Bil.
54-002 Statistiques Maritimes, M., Bil.

Annuels


- 54-201 *Canal Statistics*, Angl.
54-202 Transport maritime: Partie I, Transport maritime international (par pays), Bil.
54-203 Transport maritime: Partie II, Transport maritime international (par port), Bil.
54-204 Transport maritime: Partie III, Navigation nationale, Bil.
54-205 Transport par eau, Bil.
54-206 Transport maritime: Partie IV, Origine et destination pour certains ports, Bil.
54-207 Transport maritime: Partie V, Origine et destination de certaines marchandises, Bil.

M. — Mensuel

Angl. — Anglais

Bil. — Bilingue

Outre les publications ci-dessus énumérées, Statistique Canada publie une grande variété de rapports statistiques sur le Canada tant dans le domaine économique que social. On peut se procurer gratuitement un catalogue complet des publications courantes à Statistique Canada, Ottawa (Canada), K1A 0T6.



1010703010

Reports Published by the
Transportation and Public Utilities Division
dealing with
WATER TRANSPORT

Catalogue
number

Periodical

- 54-001 Summary of Canal Statistics – April to December, M., Bil.
54-002 Shipping Statistics, M., Bil.

Annual

- 54-201 Canal Statistics, E.
54-202 Shipping Report: Part I, International Seaborne Shipping (by Country), Bil.
54-203 Shipping Report: Part II, International Seaborne Shipping (by Port), Bil.
54-204 Shipping Report: Part III, Coastwise Shipping, Bil.
54-205 Water Transportation, Bil.
54-206 Shipping Report: Part IV, Origin and Destination for Selected Ports, Bil.
54-207 Shipping Report: Part V, Origin and Destination for Selected Commodities, Bil.

M. – Monthly

E. – English

Bil. – Bilingual

In addition to the selected publications listed above, Statistics Canada publishes a wide range of statistical reports on Canadian economic and social affairs. A comprehensive catalogue of all current publications is available free on request from Statistics Canada, Ottawa (Canada), K1A 0T6.