

Power Systems

*System reference codes (Bxxx)*



**Note**

Before using this information and the product it supports, read the information in [“Safety notices” on page v](#), [“Notices” on page 3001](#), the *IBM Systems Safety Notices* manual, G229-9054, and the *IBM Environmental Notices and User Guide*, Z125-5823.

This edition applies to IBM® Power Systems servers that contain the POWER9™ processor and to all associated models.

© **Copyright International Business Machines Corporation 2018, 2021.**

US Government Users Restricted Rights – Use, duplication or disclosure restricted by GSA ADP Schedule Contract with IBM Corp.

---

# Contents

- Safety notices.....V**
  
- System reference codes (Bxxx) overview..... 1**
  - Block replacement of FRUs..... 1
  - (B002) Reference codes..... 1
  - (B003) Reference codes..... 11
  - (B004) Reference codes..... 20
  - (B005) Reference codes..... 30
  - (B006) Reference codes..... 39
  - (B008) Reference codes..... 45
  - (B009) Reference codes..... 57
  - (B010) Reference codes..... 66
  - (B011) Reference codes..... 94
  - (B012) Reference codes..... 95
  - (B013) Reference codes..... 95
  - (B014) Reference codes..... 97
  - (B015) Reference codes..... 99
  - (B017) Reference codes..... 102
  - (B025) Reference codes..... 103
  - (B026) Reference codes..... 104
  - (B028) Reference codes..... 107
  - (B038) Reference codes..... 118
  - (B040) Reference codes..... 128
  - (B057) Reference codes..... 133
  - (B070) Reference codes..... 134
  - (B075) Reference codes..... 148
  - (B1xx) Reference codes..... 154
  - (B2xx) Reference codes..... 712
  - (B3xx) Reference codes..... 738
  - (B4xx) Reference codes..... 746
  - (B6xx) Reference codes..... 751
  - (B7xx) Reference codes..... 831
  - (B9xx) Reference codes..... 862
  - (BAxx) Reference codes..... 865
  - (BBxx) Reference codes..... 899
  - (BC1x) Reference codes..... 908
  - (BC2x) Reference codes..... 1289
  - (BC3x) Reference codes..... 1750
  - (BC5x) Reference codes..... 1894
  - (BC6x) Reference codes..... 2445
  - (BC7x) Reference codes..... 2524
  - (BC8x) Reference codes..... 2604
  - (BCFx) Reference codes..... 2913
  - (BF67) Reference codes..... 2987
  - (BF75) Reference codes..... 2990
  - (BF77) Reference codes..... 2994
  
- Notices..... 3001**
  - Accessibility features for IBM Power Systems servers..... 3002
  - Privacy policy considerations ..... 3003

Trademarks.....	3003
Electronic emission notices.....	3004
Class A Notices.....	3004
Class B Notices.....	3007
Terms and conditions.....	3009

# Safety notices

---

Safety notices may be printed throughout this guide:

- **DANGER** notices call attention to a situation that is potentially lethal or extremely hazardous to people.
- **CAUTION** notices call attention to a situation that is potentially hazardous to people because of some existing condition.
- **Attention** notices call attention to the possibility of damage to a program, device, system, or data.

## World Trade safety information

Several countries require the safety information contained in product publications to be presented in their national languages. If this requirement applies to your country, safety information documentation is included in the publications package (such as in printed documentation, on DVD, or as part of the product) shipped with the product. The documentation contains the safety information in your national language with references to the U.S. English source. Before using a U.S. English publication to install, operate, or service this product, you must first become familiar with the related safety information documentation. You should also refer to the safety information documentation any time you do not clearly understand any safety information in the U.S. English publications.

Replacement or additional copies of safety information documentation can be obtained by calling the IBM Hotline at 1-800-300-8751.

## German safety information

Das Produkt ist nicht für den Einsatz an Bildschirmarbeitsplätzen im Sinne § 2 der Bildschirmarbeitsverordnung geeignet.

## Laser safety information

IBM servers can use I/O cards or features that are fiber-optic based and that utilize lasers or LEDs.

### Laser compliance

IBM servers may be installed inside or outside of an IT equipment rack.



**DANGER:** When working on or around the system, observe the following precautions:

Electrical voltage and current from power, telephone, and communication cables are hazardous. To avoid a shock hazard: If IBM supplied the power cord(s), connect power to this unit only with the IBM provided power cord. Do not use the IBM provided power cord for any other product. Do not open or service any power supply assembly. Do not connect or disconnect any cables or perform installation, maintenance, or reconfiguration of this product during an electrical storm.



- The product might be equipped with multiple power cords. To remove all hazardous voltages, disconnect all power cords. For AC power, disconnect all power cords from their AC power source. For racks with a DC power distribution panel (PDP), disconnect the customer's DC power source to the PDP.
- When connecting power to the product ensure all power cables are properly connected. For racks with AC power, connect all power cords to a properly wired and grounded electrical outlet. Ensure that the outlet supplies proper voltage and phase rotation according to the system rating plate. For racks with a DC power distribution panel (PDP), connect the customer's DC power source to the PDP. Ensure that the proper polarity is used when attaching the DC power and DC power return wiring.
- Connect any equipment that will be attached to this product to properly wired outlets.

- When possible, use one hand only to connect or disconnect signal cables.
- Never turn on any equipment when there is evidence of fire, water, or structural damage.
- Do not attempt to switch on power to the machine until all possible unsafe conditions are corrected.
- When performing a machine inspection: Assume that an electrical safety hazard is present. Perform all continuity, grounding, and power checks specified during the subsystem installation procedures to ensure that the machine meets safety requirements. Do not attempt to switch power to the machine until all possible unsafe conditions are corrected. Before you open the device covers, unless instructed otherwise in the installation and configuration procedures: Disconnect the attached AC power cords, turn off the applicable circuit breakers located in the rack power distribution panel (PDP), and disconnect any telecommunications systems, networks, and modems.
- Connect and disconnect cables as described in the following procedures when installing, moving, or opening covers on this product or attached devices.

To Disconnect: 1) Turn off everything (unless instructed otherwise). 2) For AC power, remove the power cords from the outlets. 3) For racks with a DC power distribution panel (PDP), turn off the circuit breakers located in the PDP and remove the power from the Customer's DC power source. 4) Remove the signal cables from the connectors. 5) Remove all cables from the devices.

To Connect: 1) Turn off everything (unless instructed otherwise). 2) Attach all cables to the devices. 3) Attach the signal cables to the connectors. 4) For AC power, attach the power cords to the outlets. 5) For racks with a DC power distribution panel (PDP), restore the power from the Customer's DC power source and turn on the circuit breakers located in the PDP. 6) Turn on the devices.



- Sharp edges, corners and joints may be present in and around the system. Use care when handling equipment to avoid cuts, scrapes and pinching. (D005)

**(R001 part 1 of 2):**



**DANGER:** Observe the following precautions when working on or around your IT rack system:

- Heavy equipment—personal injury or equipment damage might result if mishandled.
- Always lower the leveling pads on the rack cabinet.
- Always install stabilizer brackets on the rack cabinet if provided, unless the earthquake option is to be installed.
- To avoid hazardous conditions due to uneven mechanical loading, always install the heaviest devices in the bottom of the rack cabinet. Always install servers and optional devices starting from the bottom of the rack cabinet.
- Rack-mounted devices are not to be used as shelves or work spaces. Do not place objects on top of rack-mounted devices. In addition, do not lean on rack mounted devices and do not use them to stabilize your body position (for example, when working from a ladder).



- Stability hazard:
  - The rack may tip over causing serious personal injury.
  - Before extending the rack to the installation position, read the installation instructions.
  - Do not put any load on the slide-rail mounted equipment mounted in the installation position.
  - Do not leave the slide-rail mounted equipment in the installation position.
- Each rack cabinet might have more than one power cord.
  - For AC powered racks, be sure to disconnect all power cords in the rack cabinet when directed to disconnect power during servicing.

- For racks with a DC power distribution panel (PDP), turn off the circuit breaker that controls the power to the system unit(s), or disconnect the customer’s DC power source, when directed to disconnect power during servicing.
- Connect all devices installed in a rack cabinet to power devices installed in the same rack cabinet. Do not plug a power cord from a device installed in one rack cabinet into a power device installed in a different rack cabinet.
- An electrical outlet that is not correctly wired could place hazardous voltage on the metal parts of the system or the devices that attach to the system. It is the responsibility of the customer to ensure that the outlet is correctly wired and grounded to prevent an electrical shock. (R001 part 1 of 2)

**(R001 part 2 of 2):**



**CAUTION:**

- Do not install a unit in a rack where the internal rack ambient temperatures will exceed the manufacturer's recommended ambient temperature for all your rack-mounted devices.
- Do not install a unit in a rack where the air flow is compromised. Ensure that air flow is not blocked or reduced on any side, front, or back of a unit used for air flow through the unit.
- Consideration should be given to the connection of the equipment to the supply circuit so that overloading of the circuits does not compromise the supply wiring or overcurrent protection. To provide the correct power connection to a rack, refer to the rating labels located on the equipment in the rack to determine the total power requirement of the supply circuit.
- *(For sliding drawers.)* Do not pull out or install any drawer or feature if the rack stabilizer brackets are not attached to the rack or if the rack is not bolted to the floor. Do not pull out more than one drawer at a time. The rack might become unstable if you pull out more than one drawer at a time.



- *(For fixed drawers.)* This drawer is a fixed drawer and must not be moved for servicing unless specified by the manufacturer. Attempting to move the drawer partially or completely out of the rack might cause the rack to become unstable or cause the drawer to fall out of the rack. (R001 part 2 of 2)



**CAUTION:** Removing components from the upper positions in the rack cabinet improves rack stability during relocation. Follow these general guidelines whenever you relocate a populated rack cabinet within a room or building.

- Reduce the weight of the rack cabinet by removing equipment starting at the top of the rack cabinet. When possible, restore the rack cabinet to the configuration of the rack cabinet as you received it. If this configuration is not known, you must observe the following precautions:
  - Remove all devices in the 32U position and above.
  - Ensure that the heaviest devices are installed in the bottom of the rack cabinet.

- Ensure that there are little-to-no empty U-levels between devices installed in the rack cabinet below the 32U level, unless the received configuration specifically allowed it.
- If the rack cabinet you are relocating is part of a suite of rack cabinets, detach the rack cabinet from the suite.
- If the rack cabinet you are relocating was supplied with removable outriggers they must be reinstalled before the cabinet is relocated.
- Inspect the route that you plan to take to eliminate potential hazards.
- Verify that the route that you choose can support the weight of the loaded rack cabinet. Refer to the documentation that comes with your rack cabinet for the weight of a loaded rack cabinet.
- Verify that all door openings are at least 760 x 2083 mm (30 x 82 in.).
- Ensure that all devices, shelves, drawers, doors, and cables are secure.
- Ensure that the four leveling pads are raised to their highest position.
- Ensure that there is no stabilizer bracket installed on the rack cabinet during movement.
- Do not use a ramp inclined at more than 10 degrees.
- When the rack cabinet is in the new location, complete the following steps:
  - Lower the four leveling pads.
  - Install stabilizer brackets on the rack cabinet or in an earthquake environment bolt the rack to the floor.
  - If you removed any devices from the rack cabinet, repopulate the rack cabinet from the lowest position to the highest position.
- If a long-distance relocation is required, restore the rack cabinet to the configuration of the rack cabinet as you received it. Pack the rack cabinet in the original packaging material, or equivalent. Also lower the leveling pads to raise the casters off of the pallet and bolt the rack cabinet to the pallet.

(R002)

**(L001)**



**DANGER:** Hazardous voltage, current, or energy levels are present inside any component that has this label attached. Do not open any cover or barrier that contains this label. (L001)

**(L002)**



**DANGER:** Rack-mounted devices are not to be used as shelves or work spaces. Do not place objects on top of rack-mounted devices. In addition, do not lean on rack-mounted devices and do not use them to stabilize your body position (for example, when working from a ladder). Stability hazard:

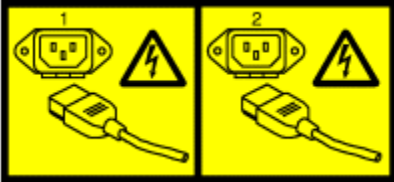
- The rack may tip over causing serious personal injury.
- Before extending the rack to the installation position, read the installation instructions.



- Do not put any load on the slide-rail mounted equipment mounted in the installation position.
- Do not leave the slide-rail mounted equipment in the installation position.

(L002)

(L003)



or



or

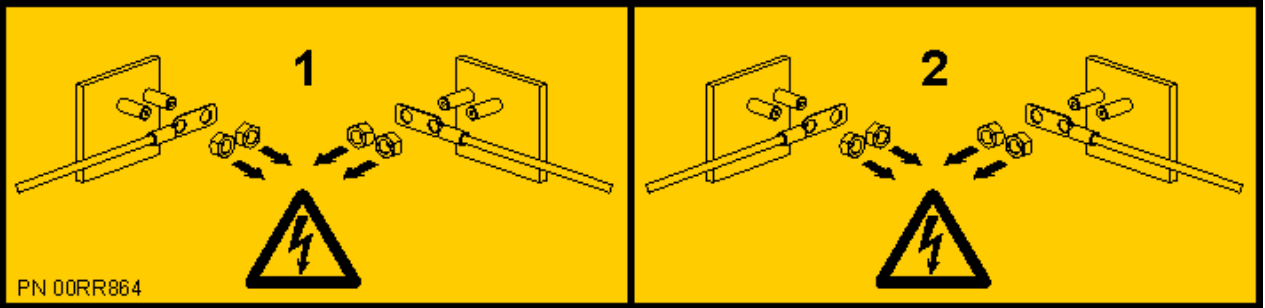



or



or






 **DANGER:** Multiple power cords. The product might be equipped with multiple AC power cords or multiple DC power cables. To remove all hazardous voltages, disconnect all power cords and power cables. (L003)


(L007)




 **CAUTION:** A hot surface nearby. (L007)

(L008)



 **CAUTION:** Hazardous moving parts nearby. (L008)

All lasers are certified in the U.S. to conform to the requirements of DHHS 21 CFR Subchapter J for class 1 laser products. Outside the U.S., they are certified to be in compliance with IEC 60825 as a class 1 laser product. Consult the label on each part for laser certification numbers and approval information.

 **CAUTION:** This product might contain one or more of the following devices: CD-ROM drive, DVD-ROM drive, DVD-RAM drive, or laser module, which are Class 1 laser products. Note the following information:

- Do not remove the covers. Removing the covers of the laser product could result in exposure to hazardous laser radiation. There are no serviceable parts inside the device.
- Use of the controls or adjustments or performance of procedures other than those specified herein might result in hazardous radiation exposure.

(C026)



**CAUTION:** Data processing environments can contain equipment transmitting on system links with laser modules that operate at greater than Class 1 power levels. For this reason, never look into the end of an optical fiber cable or open receptacle. Although shining light into one end and looking into the other end of a disconnected optical fiber to verify the continuity of optic fibers may not injure the eye, this procedure is potentially dangerous. Therefore, verifying the continuity of optical fibers by shining light into one end and looking at the other end is not recommended. To verify continuity of a fiber optic cable, use an optical light source and power meter. (C027)



**CAUTION:** This product contains a Class 1M laser. Do not view directly with optical instruments. (C028)



**CAUTION:** Some laser products contain an embedded Class 3A or Class 3B laser diode. Note the following information:

- Laser radiation when open.
- Do not stare into the beam, do not view directly with optical instruments, and avoid direct exposure to the beam. (C030)

(C030)



**CAUTION:** The battery contains lithium. To avoid possible explosion, do not burn or charge the battery.

*Do Not:*

- Throw or immerse into water
- Heat to more than 100 degrees C (212 degrees F)
- Repair or disassemble

Exchange only with the IBM-approved part. Recycle or discard the battery as instructed by local regulations. In the United States, IBM has a process for the collection of this battery. For information, call 1-800-426-4333. Have the IBM part number for the battery unit available when you call. (C003)



**CAUTION:** Regarding IBM provided VENDOR LIFT TOOL:

- Operation of LIFT TOOL by authorized personnel only.
- LIFT TOOL intended for use to assist, lift, install, remove units (load) up into rack elevations. It is not to be used loaded transporting over major ramps nor as a replacement for such designated tools like pallet jacks, walkies, fork trucks and such related relocation practices. When this is not practicable, specially trained persons or services must be used (for instance, riggers or movers).
- Read and completely understand the contents of LIFT TOOL operator's manual before using. Failure to read, understand, obey safety rules, and follow instructions may result in property damage and/or personal injury. If there are questions, contact the vendor's service and support. Local paper manual must remain with machine in provided storage sleeve area. Latest revision manual available on vendor's web site.
- Test verify stabilizer brake function before each use. Do not over-force moving or rolling the LIFT TOOL with stabilizer brake engaged.
- Do not raise, lower or slide platform load shelf unless stabilizer (brake pedal jack) is fully engaged. Keep stabilizer brake engaged when not in use or motion.
- Do not move LIFT TOOL while platform is raised, except for minor positioning.
- Do not exceed rated load capacity. See LOAD CAPACITY CHART regarding maximum loads at center versus edge of extended platform.
- Only raise load if properly centered on platform. Do not place more than 200 lb (91 kg) on edge of sliding platform shelf also considering the load's center of mass/gravity (CoG).
- Do not corner load the platforms, tilt riser, angled unit install wedge or other such accessory options. Secure such platforms -- riser tilt, wedge, etc options to main lift shelf or forks in all four (4x or all other provisioned mounting) locations with provided hardware only, prior to use. Load objects are designed to slide on/off smooth platforms without appreciable force, so take care not

to push or lean. Keep riser tilt [adjustable angling platform] option flat at all times except for final minor angle adjustment when needed.

- Do not stand under overhanging load.
- Do not use on uneven surface, incline or decline (major ramps).
- Do not stack loads.
- Do not operate while under the influence of drugs or alcohol.
- Do not support ladder against LIFT TOOL (unless the specific allowance is provided for one following qualified procedures for working at elevations with this TOOL).
- Tipping hazard. Do not push or lean against load with raised platform.
- Do not use as a personnel lifting platform or step. No riders.
- Do not stand on any part of lift. Not a step.
- Do not climb on mast.
- Do not operate a damaged or malfunctioning LIFT TOOL machine.
- Crush and pinch point hazard below platform. Only lower load in areas clear of personnel and obstructions. Keep hands and feet clear during operation.
- No Forks. Never lift or move bare LIFT TOOL MACHINE with pallet truck, jack or fork lift.
- Mast extends higher than platform. Be aware of ceiling height, cable trays, sprinklers, lights, and other overhead objects.
- Do not leave LIFT TOOL machine unattended with an elevated load.
- Watch and keep hands, fingers, and clothing clear when equipment is in motion.
- Turn Winch with hand power only. If winch handle cannot be cranked easily with one hand, it is probably over-loaded. Do not continue to turn winch past top or bottom of platform travel. Excessive unwinding will detach handle and damage cable. Always hold handle when lowering, unwinding. Always assure self that winch is holding load before releasing winch handle.
- A winch accident could cause serious injury. Not for moving humans. Make certain clicking sound is heard as the equipment is being raised. Be sure winch is locked in position before releasing handle. Read instruction page before operating this winch. Never allow winch to unwind freely. Freewheeling will cause uneven cable wrapping around winch drum, damage cable, and may cause serious injury.
- This TOOL must be maintained correctly for IBM Service personnel to use it. IBM shall inspect condition and verify maintenance history before operation. Personnel reserve the right not to use TOOL if inadequate. (C048)

## **Power and cabling information for NEBS (Network Equipment-Building System) GR-1089-CORE**

The following comments apply to the IBM servers that have been designated as conforming to NEBS (Network Equipment-Building System) GR-1089-CORE:

The equipment is suitable for installation in the following:

- Network telecommunications facilities
- Locations where the NEC (National Electrical Code) applies

The intrabuilding ports of this equipment are suitable for connection to intrabuilding or unexposed wiring or cabling only. The intrabuilding ports of this equipment *must not* be metallically connected to the interfaces that connect to the OSP (outside plant) or its wiring. These interfaces are designed for use as intrabuilding interfaces only (Type 2 or Type 4 ports as described in GR-1089-CORE) and require isolation from the exposed OSP cabling. The addition of primary protectors is not sufficient protection to connect these interfaces metallically to OSP wiring.

**Note:** All Ethernet cables must be shielded and grounded at both ends.

The ac-powered system does not require the use of an external surge protection device (SPD).

The dc-powered system employs an isolated DC return (DC-I) design. The DC battery return terminal *shall not* be connected to the chassis or frame ground.

The dc-powered system is intended to be installed in a common bonding network (CBN) as described in GR-1089-CORE.



---

# System reference codes (Bxxx) overview

Reference codes are diagnostics aids that help you find solutions to system problems.

Reference codes are diagnostic aids that help you determine the source of a hardware or operating system problem. Using a reference code enables you to find the solution to fix the problem. To use reference codes effectively, you must use them in conjunction with other service and support procedures.

**Note:** System reference codes (SRCs) often indicate failing items. Some failing items are required to be exchanged in groups until the problem is solved. Other failing items are flagged as mandatory exchange and must be exchanged before the service action is complete, even if the problem appears to have been repaired.

---

## Block replacement of FRUs

Sometimes, multiple field replaceable units (FRUs) or procedures are called out for replacement by an SRC listed in the service action log (SAL). Each FRU or procedure has a priority, and procedures are always in priority order, from highest to lowest priority. Follow the steps below:

1. Perform all high priority or mandatory FRU replacements or procedures at the same time (as a block).
2. If the problem persists after performing the high priority FRU replacements or procedures, then perform the medium priority FRU replacements or procedures one at a time, unless a medium grouping priority is associated with the FRUs or procedures that are called out in the SRC. A medium grouping priority, shown with an A, B, or C, means that you need to perform all the FRU replacements or procedures in that group at the same time (as a block).
3. Finally, if the problem still persists after performing the medium priority FRU replacements or procedures, then perform the low priority FRU replacements or procedures one at a time.

The priorities of performing the FRU replacements or procedures are shown in the following ways, depending on how you view the SRC:

- Advanced System Management Interface (ASMI): The ASMI shows a priority with each callout in the log.
- Control panel: The control panel shows one of the following priorities with each callout:
  - H = High
  - M = Medium
  - MA = Medium group A
  - MB = Medium group B
  - MC = Medium group C
  - L = Low
- Management console: The details of the serviceable event display the FRU replacement priority as high, medium, and so on.
- Service action log: In the SAL, the Part Action for the FRU in the view of the event shows the replacement priority.

---

## (B002) Reference codes

---

### B0022321

**Explanation:**

Procedure error in vertical Licensed Internal Code.

**Failing Item**

- [UJE34](#)

---

### B0022322

**Explanation:**

Data-set-ready error on modem interface.

**Failing Item**

- [UJE34](#)

---

**B0022340****Explanation:**

Data-set-ready changed to not active; for information only.

**Failing Item**

- [FI00704](#)
- [UJB35](#)
- [UJOE3](#)
- [FI00701](#)

---

**B0022651****Explanation:**

First call failed, retrying call; no CFI from modem.

**Response**

The remote answer timer expired without the system detecting either the rise of DSR or a call failure indication from the modem. The system tries the call again, up to the number of tries specified in the dial retry parameter of the controller description.

**Failing Item**

- [UJE34](#)
- [UJB35](#)
- [FI00704](#)
- [FI00701](#)

---

**B0022652****Explanation:**

First call failed, retrying call; CFI AB from modem.

**Response**

After dialing, the system detected a call failure indication AB from the modem. The system tries the call again, up to the number of tries specified in the dial retry parameter of the controller description. CFI AB is sent from the modem if the modem#csq;s timer expires after answer tone was detected and before the modem is ready for data transfer.

**Failing Item**

- [UJOE3](#)
- [FI00704](#)
- [UJB36](#)

---

**B0022653****Explanation:**

First call failed, retrying call; CFI DE from modem.

**Response**

After dialing, the system detected a call failure indication DE from the modem. The system tries the call again, up to the number of tries specified in the dial retry parameter of the controller description. CFI DE is sent from the modem if the modem failed to detect a dial tone when expected or detected a dial tone when another tone was expected. This can occur if the telephone cable is not plugged into the back of the modem.

**Failing Item**

- [UJOE3](#)
- [FI00704](#)

---

**B0022654****Explanation:**

First call failed, retrying call; CFI ET from modem.

**Response**

After dialing, the system detected a call failure indication ET from the modem. The system tries the call again, up to the number of tries specified in the dial retry parameter of the controller description. CFI ET is sent from the modem if the modem detects a busy signal (engaged tone).

**Failing Item**

- [UJOE3](#)
- [UJB36](#)

---

**B0022656****Explanation:**

First call failed, retrying call; CFI NT from modem.

**Response**

After dialing, the system detected a call failure indication NT from the modem. The system tries the call again, up to the number of tries specified in the dial retry parameter of the controller description. CFI NT is sent from the modem if the modem#csq;s timer expires without detecting an answer tone or a ring back, and had detected the expected dial tones. This situation could result from a person answering the telephone.



## Failing Item

- [UJOE3](#)
- [FI00705](#)
- [UJB36](#)

---

### B0022657

#### Explanation:

First call failed, retrying call; CFI RT from modem.

## Response

After dialing, the system detected a call failure indication RT from the modem. The system tries the call again, up to the number of tries specified in the dial retry parameter of the controller description. CFI RT is sent from the modem if the modem does not detect the remote answer when the timer expired or the modem is still detecting ring back. This response is also sent if the modem ends a call because the ring counter reached its limit.

## Failing Item

- [UJOE3](#)
- [UJB36](#)

---

### B0022660

#### Explanation:

Call failed, retrying call; Non-standard CFI from modem.

## Response

After dialing, the system detected a call failure indication from the modem that was not recognized. The system tries the call again, up to the number of tries specified in the dial retry parameter of the controller description.

## Failing Item

- [UJOE3](#)
- [FI00704](#)

---

### B0023200

#### Explanation:

Clear-to-send state changed; error limit per 256 reached.

## Failing Item

- [FI00704](#)
- [UJB35](#)
- [FI00701](#)

- [FI00719](#)

---

### B0023201

#### Explanation:

Data-set-ready state changed; error limit per 256 reached.

## Failing Item

- [FI00704](#)
- [UJB35](#)
- [FI00701](#)
- [FI00719](#)

---

### B0023202

#### Explanation:

Clear-to-send state changed; error limit per 256 reached.

## Failing Item

- [FI00704](#)
- [UJB35](#)
- [FI00701](#)
- [FI00719](#)

---

### B0023203

#### Explanation:

Carrier-detect state changed; error limit per 256 reached.

## Failing Item

- [FI00704](#)
- [UJB35](#)
- [FI00701](#)
- [FI00719](#)

---

### B0023204

#### Explanation:

Call not completed; error limit per 256 reached.

## Failing Item

- [UJB36](#)
- [UJOE3](#)
- [FI00705](#)
- [FI00703](#)

---

### B0023205

#### Explanation:

Call completed with error; error limit per 256 reached.

## Failing Item

- [UJB35](#)

---

### B0023206

#### Explanation:

Data-line-occupied error; error limit per 256 reached.

## Failing Item

- [FI00703](#)
- [UJB35](#)
- [UJOE3](#)
- [FI00702](#)

---

### B0023207

#### Explanation:

Abandon-call-retry error; error limit per 256 reached.

## Failing Item

- [FI00703](#)
- [UJB35](#)
- [UJOE3](#)
- [FI00702](#)
- [UJB36](#)

---

### B0023208

#### Explanation:

Present-next-digit error; error limit per 256 reached.

## Failing Item

- [FI00702](#)
- [FI00703](#)
- [UJB35](#)
- [FI00719](#)

---

### B0023209

#### Explanation:

Distant-station-connected error; error limit per 256 reached.

## Failing Item

- [FI00703](#)
- [UJB35](#)
- [UJOE3](#)
- [FI00702](#)
- [UJB36](#)

---

### B002320B

#### Explanation:

Data-set-ready state changed; error limit per 256 reached.

## Failing Item

- [FI00704](#)
- [UJB35](#)
- [UJOE3](#)
- [FI00701](#)

---

### B002320C

#### Explanation:

Incorrect number dialed; error limit per 256 reached.

## Failing Item

- [UJB36](#)
- [UJB35](#)

---

### B0024200

#### Explanation:

Wrong data block received; error limit per 256 reached.

## Failing Item

- [UJOE3](#)
- [UJB35](#)
- [FI00719](#)

---

### B0024201

#### Explanation:

Wrong data block received; error limit per 256 reached.

## Failing Item

- [UJOE3](#)

---

### B0024202

#### Explanation:

Temporary text delay block sent; error limit per 256.

## Failing Item

- [UJB35](#)
- [UJB37](#)

---

### B0024203

#### Explanation:

Wait-acknowledge block sent; error limit per 256 reached.

### Failing Item

- [UJB35](#)
- [UJB37](#)

---

#### B0024204

**Explanation:**

Incorrect data block sent; error limit per 256 reached.

### Failing Item

- [FI00730](#)
- [FI00719](#)
- [UJB35](#)

---

#### B0024205

**Explanation:**

Communications IOP cannot receive; limit reached.

### Failing Item

- [FI00730](#)
- [FI00719](#)
- [UJB35](#)

---

#### B0024206

**Explanation:**

Receive-time-out error; error limit per 256 reached.

### Failing Item

- [FI00730](#)
- [AJDG301](#)

---

#### B0024207

**Explanation:**

Continuous synchronization on line; error limit reached.

### Failing Item

- [UJOE3](#)

---

#### B0024208

**Explanation:**

No synchronization received; error limit per 256 reached.

### Failing Item

- [UJOE3](#)

---

#### B0024209

**Explanation:**

Synchronous time-out; error limit per 256 reached.

### Failing Item

- [UJOE3](#)
- [FI00719](#)
- [UJB35](#)

---

#### B0024220

**Explanation:**

Communications line already in use.

### Failing Item

- [AJDG301](#)
- [FI00719](#)
- [UJB35](#)

---

#### B0024240

**Explanation:**

Adapter not installed.

### Failing Item

- [AJDG301](#)
- [FI00719](#)
- [UJB35](#)

---

#### B0024340

**Explanation:**

V.25 adapter not installed.

### Failing Item

- [AJDG301](#)
- [UJB35](#)
- [FI00719](#)
- [FI00702](#)

---

#### B0024376

**Explanation:**

Automatic call unit already in use.

### Failing Item

- [AJDG301](#)
- [UJB35](#)
- [UJC38](#)

---

#### B0024502

**Explanation:**

Incorrect command value sent by vertical LIC.

### Failing Item

- [AJDG301](#)

- [FI00730](#)

---

**B0024503****Explanation:**

Incorrect command value sent by vertical LIC.

**Failing Item**

- [AJDG301](#)

---

**B0024504****Explanation:**

Incorrect parts installed for BSC communications.

**Failing Item**

- [UJB35](#)
- [AJDG301](#)

---

**B0024505****Explanation:**

Incorrect command value sent by vertical LIC.

**Failing Item**

- [AJDG301](#)
- [UJB35](#)
- [FI00730](#)

---

**B0024506****Explanation:**

Incorrect command value sent by vertical LIC.

**Failing Item**

- [AJDG301](#)
- [UJB35](#)
- [FI00730](#)

---

**B0024508****Explanation:**

Incorrect command value sent by vertical LIC.

**Failing Item**

- [AJDG301](#)
- [FI00730](#)

---

**B0024509****Explanation:**

Incorrect command value sent by vertical LIC.

**Failing Item**

- [AJDG301](#)

- [FI00730](#)

---

**B002450A****Explanation:**

Incorrect command value sent by vertical LIC.

**Failing Item**

- [AJDG301](#)
- [FI00730](#)
- [UJB35](#)

---

**B002450B****Explanation:**

Incorrect command value sent by vertical LIC.

**Failing Item**

- [AJDG301](#)
- [FI00730](#)

---

**B002450E****Explanation:**

Call type not permitted.

**Failing Item**

- [AJDG301](#)
- [FI00730](#)
- [UJB35](#)

---

**B0024590****Explanation:**

Wrong telephone number specified in system configuration.

**Failing Item**

- [UJB36](#)
- [FI00703](#)
- [UJOE3](#)
- [FI00702](#)

---

**B0024592****Explanation:**

No number specified in controller description.

**Failing Item**

- [UJB36](#)

---

**B0024594****Explanation:**

Wrong telephone number specified in system configuration.

### Failing Item

- [UJB36](#)
- [FI00730](#)
- [AJDG301](#)

---

#### B0025410

**Explanation:**

Data-set-ready error on modem interface.

### Failing Item

- [FI00704](#)
- [UJB35](#)
- [FI00702](#)
- [FI00719](#)

---

#### B0025472

**Explanation:**

Data-line-occupied initially 'on' error.

### Failing Item

- [FI00703](#)
- [UJC38](#)
- [FI00719](#)
- [FI00702](#)

---

#### B0025474

**Explanation:**

Automatic call unit has data-line-occupied error.

### Failing Item

- [FI00702](#)
- [FI00703](#)
- [FI00719](#)
- [UJOE3](#)

---

#### B0025476

**Explanation:**

Automatic call unit has present-next-digit error.

### Failing Item

- [FI00703](#)
- [FI00719](#)
- [FI00702](#)

---

#### B0025501

**Explanation:**

Incorrect command value sent by vertical LIC.

### Failing Item

- [AJDG301](#)
- [FI00730](#)

---

#### B0025502

**Explanation:**

Incorrect command value sent by vertical LIC.

### Failing Item

- [AJDG301](#)
- [FI00730](#)

---

#### B0025503

**Explanation:**

Incorrect command value sent by vertical LIC.

### Failing Item

- [AJDG301](#)
- [FI00730](#)

---

#### B0025504

**Explanation:**

Incorrect command value sent by vertical LIC.

### Failing Item

- [AJDG301](#)
- [UJB35](#)

---

#### B0025505

**Explanation:**

Incorrect command value in I/O card LIC.

### Failing Item

- [FI00730](#)

---

#### B0025520

**Explanation:**

Incorrect command value sent by vertical LIC.

### Failing Item

- [AJDG301](#)
- [FI00730](#)

---

#### B0025521

**Explanation:**

Incorrect command value sent by vertical LIC.

### Failing Item

- [AJDG301](#)

- [FI00730](#)

---

**B0025549****Explanation:**

Incorrect command value sent by vertical LIC.

**Failing Item**

- [AJDG301](#)
- [FI00730](#)

---

**B0025590****Explanation:**

Too many dial digits in call setup.

**Failing Item**

- [UJB36](#)

---

**B0025630****Explanation:**

Automatic call unit has distant-station-connected error.

**Failing Item**

- [FI00700](#)
- [UJOE3](#)
- [UJB35](#)
- [FI00701](#)
- [FI00719](#)

---

**B0025632****Explanation:**

Automatic call unit has data-set-ready error.

**Failing Item**

- [FI00700](#)
- [UJB36](#)
- [FI00703](#)
- [UJB35](#)
- [FI00701](#)
- [FI00719](#)
- [UJOE3](#)

---

**B0025651****Explanation:**

Call failed, no Call Failure Indication from modem.

**Response**

The remote answer timer expired without the system detecting either the rise of DSR or a call failure indication from the modem. The system has reached the number of tries in the dial retry parameter in the controller description.

**Failing Item**

- [UJE34](#)
- [UJB35](#)
- [FI00704](#)
- [FI00701](#)

---

**B0025684****Explanation:**

Automatic call unit has call-clear error.

**Failing Item**

- [FI00704](#)
- [FI00701](#)
- [AJDG301](#)
- [FI00719](#)

---

**B0025886****Explanation:**

Automatic call unit switched link time-out; no answer.

**Failing Item**

- [FI00703](#)
- [FI00719](#)
- [UJOE3](#)
- [FI00702](#)

---

**B0025A18****Explanation:**

Clear-to-send signal failed to drop on modem interface.

**Failing Item**

- [FI00704](#)
- [FI00701](#)
- [FI00719](#)

---

**B0025A1C****Explanation:**

Clear-to-send signal dropped on modem interface.

**Failing Item**

- [UJOE3](#)

- [UJB35](#)
- [FI00704](#)
- [FI00701](#)
- [FI00719](#)

---

**B0025A20****Explanation:**

Clear-to-send not active on modem interface.

**Failing Item**

- [UJ0E3](#)
- [UJB35](#)
- [FI00704](#)
- [FI00701](#)
- [FI00719](#)

---

**B0025A24****Explanation:**

Carrier-detect dropped on modem interface.

**Failing Item**

- [FI00701](#)
- [FI00704](#)
- [UJ0E3](#)
- [FI00719](#)

---

**B0025A54****Explanation:**

Data-set-ready did not drop during time-out.

**Failing Item**

- [FI00704](#)
- [UJB35](#)
- [FI00701](#)
- [FI00719](#)

---

**B0025A58****Explanation:**

Data-set-ready did not come up during time-out.

**Failing Item**

- [FI00701](#)
- [FI00704](#)
- [FI00719](#)
- [AJDG301](#)

---

**B0025C68****Explanation:**

Too many user connections attempted.

**Failing Item**

- [AJDG301](#)

---

**B0025E00****Explanation:**

Wrong or no external communications cable installed.

**Failing Item**

- [UJB35](#)
- [FI00701](#)
- [FI00719](#)

---

**B0025E01****Explanation:**

Call error; incoming call received during outgoing call.

**Failing Item**

- [UJC38](#)
- [FI00704](#)
- [FI00701](#)
- [FI00719](#)

---

**B0026210****Explanation:**

Communications controller storage not available.

**Failing Item**

- [UJB35](#)
- [FI00730](#)

---

**B0026212****Explanation:**

Storage deallocation error.

**Failing Item**

- [FI00730](#)

---

**B0026214****Explanation:**

Storage allocation error.

**Failing Item**

- [FI00730](#)

---

**B0026288****Explanation:**

Port not operational.

### Failing Item

- [FI00719](#)
- [AJDG301](#)
- [UJB35](#)

---

#### B0026320

**Explanation:**

Automatic call unit has abandon-call attempt.

### Failing Item

- [FI00700](#)
- [UJB36](#)
- [FI00703](#)
- [FI00719](#)
- [FI00702](#)

---

#### B0026322

**Explanation:**

Abandon call retry error; incorrect number length.

### Failing Item

- [FI00703](#)
- [UJB36](#)

---

#### B0026870

**Explanation:**

Automatic call unit power turned off.

### Failing Item

- [FI00703](#)
- [FI00702](#)
- [FI00719](#)

---

#### B0026890

**Explanation:**

Data-set-ready dropped on modem interface.

### Failing Item

- [UJOE3](#)
- [FI00701](#)
- [FI00704](#)
- [FI00719](#)

---

#### B0026C05

**Explanation:**

Error in I/O card Licensed Internal Code.

### Failing Item

- [FI00730](#)
- [AJDG301](#)

---

#### B0026C0A

**Explanation:**

Hardware detected failure.

### Failing Item

- [FI00719](#)
- [FI00718](#)

---

#### B0027210

**Explanation:**

Communications controller storage not available.

### Failing Item

- [UJB35](#)
- [FI00730](#)

---

#### B0027212

**Explanation:**

Communications program error.

### Failing Item

- [FI00730](#)
- [AJDG301](#)

---

#### B0027C00

**Explanation:**

Communications program error.

### Failing Item

- [FI00730](#)

---

#### B0027C02

**Explanation:**

Communications program error.

### Failing Item

- [FI00730](#)

---

#### B0027C03

**Explanation:**

Resource or storage not available.

### Failing Item

- [UJB37](#)
- [FI00730](#)



---

**B0027C04****Explanation:**

Communications program error.

**Failing Item**

- [FI00730](#)

---

**B0027C05****Explanation:**

Incorrect command value in I/O card LIC.

**Failing Item**

- [FI00730](#)

---

**B0027C09****Explanation:**

Communications program error.

**Failing Item**

- [FI00730](#)

---

**B002FFFF****Explanation:**

User suspected communications problem.

**Failing Item**

- [USER](#)

---

## (B003) Reference codes

---

---

**B0032321****Explanation:**

Procedure error in vertical Licensed Internal Code.

**Failing Item**

- [UJE34](#)

---

**B0032322****Explanation:**

Data-set-ready error on modem interface.

**Failing Item**

- [UJE34](#)

---

**B0032340****Explanation:**

Data-set-ready changed to not active; for information only.

**Response:****Failing Item**

- [FI00704](#)
- [UJC35](#)
- [FI00701](#)
- [FI00719](#)

---

**B0033200****Explanation:**

Clear-to-send state changed; error limit per 256 reached.

**Response:**

---

**Failing Item**

- [FI00704](#)
- [UJC35](#)
- [FI00701](#)
- [FI00719](#)

---

**B0033201****Explanation:**

Data-set-ready state changed; error limit per 256 reached.

**Response:****Failing Item**

- [FI00704](#)
- [UJC35](#)
- [FI00701](#)
- [FI00719](#)

---

**B0033202****Explanation:**

Clear-to-send state changed; error limit per 256 reached.

**Response:****Failing Item**

- [FI00704](#)
- [UJC35](#)
- [FI00701](#)
- [FI00719](#)

---

**B0033203**

**Explanation:**

Carrier-detect state changed; error limit per 256 reached.

**Response:****Failing Item**

- [FI00704](#)
  - [UJC35](#)
  - [FI00701](#)
  - [FI00719](#)
- 

**B0033204****Explanation:**

Call not completed; error limit per 256 reached.

**Failing Item**

- [UJC36](#)
  - [UJOE3](#)
  - [FI00705](#)
  - [FI00703](#)
- 

**B0033205****Explanation:**

Call completed with error; error limit per 256 reached.

**Failing Item**

- [UJC35](#)
- 

**B0033206****Explanation:**

Data-line-occupied error; error limit per 256 reached.

**Failing Item**

- [FI00703](#)
  - [UJC35](#)
  - [UJOE3](#)
  - [FI00702](#)
- 

**B0033207****Explanation:**

Abandon-call-retry error; error limit per 256 reached.

**Failing Item**

- [FI00703](#)
  - [UJC35](#)
  - [UJOE3](#)
  - [FI00702](#)
  - [UJC36](#)
- 

**B0033208****Explanation:**

Present-next-digit error; error limit per 256 reached.

**Response:****Failing Item**

- [FI00703](#)
  - [UJC35](#)
  - [FI00702](#)
  - [FI00719](#)
- 

**B0033209****Explanation:**

Distant-station-connected error; error limit per 256 reached.

**Failing Item**

- [FI00703](#)
  - [UJC35](#)
  - [UJOE3](#)
  - [FI00702](#)
  - [UJC36](#)
- 

**B003320B****Explanation:**

Data-set-ready state changed; error limit per 256 reached.

**Response:****Failing Item**

- [FI00704](#)
  - [UJC35](#)
  - [FI00701](#)
  - [FI00719](#)
- 

**B003320C****Explanation:**

Incorrect number dialed; error limit per 256 reached.

**Failing Item**

- [UJC36](#)
  - [UJC35](#)
- 

**B0034200****Explanation:**

Break character received; error limit per 256 reached.

### Failing Item

- [UJ0E3](#)
- [UJC35](#)

---

#### B0034202

**Explanation:**

Received storage overrun; error limit per 256 reached.

### Failing Item

- [FI00730](#)
- [UJC35](#)

---

#### B0034203

**Explanation:**

Incorrect stop bit; error limit per 256 reached.

### Failing Item

- [UJ0E3](#)
- [UJC35](#)

---

#### B0034204

**Explanation:**

Receive-time-out error; error limit per 256 reached.

### Failing Item

- [UJC35](#)
- [UJ0E3](#)

---

#### B0034205

**Explanation:**

Number of characters discarded; error limit per 256 reached.

### Failing Item

- [UJ0E3](#)
- [UJC35](#)
- [UJB37](#)

---

#### B0034206

**Explanation:**

Procedure error in vertical Licensed Internal Code.

### Failing Item

- [FI00730](#)
- [AJDG301](#)

---

#### B0034209

**Explanation:**

Wrong data received; error limit per 256 reached.

### Failing Item

- [UJ0E3](#)
- [UJC35](#)

---

#### B0034220

**Explanation:**

Port already in use.

**Response:**

### Failing Item

- [AJDG301](#)
- [FI00719](#)
- [UJC35](#)

---

#### B0034240

**Explanation:**

Port not installed.

**Response:**

### Failing Item

- [AJDG301](#)
- [FI00719](#)
- [UJC35](#)

---

#### B0034340

**Explanation:**

Automatic call unit port is not installed.

**Response:**

### Failing Item

- [AJDG301](#)
- [UJC35](#)
- [FI00719](#)
- [FI00702](#)

---

#### B0034376

**Explanation:**

Automatic call unit already in use.

### Failing Item

- [AJDG301](#)
- [UJC38](#)
- [UJC35](#)

---

#### B0034502

**Explanation:**

Wrong configuration value sent by vertical LIC.

### Failing Item

- [AJDG301](#)
- [FI00730](#)

---

#### B0034503

#### Explanation:

Wrong configuration value sent by vertical LIC.

### Failing Item

- [AJDG301](#)
- [FI00730](#)
- [UJC35](#)

---

#### B0034504

#### Explanation:

Wrong configuration value sent by vertical LIC.

### Failing Item

- [AJDG301](#)
- [UJC35](#)

---

#### B0034505

#### Explanation:

Wrong configuration value sent by vertical LIC.

### Failing Item

- [AJDG301](#)
- [UJC35](#)
- [FI00730](#)

---

#### B0034506

#### Explanation:

Wrong configuration value sent by vertical LIC.

### Failing Item

- [AJDG301](#)
- [UJC35](#)
- [FI00730](#)

---

#### B0034507

#### Explanation:

Wrong configuration value sent by vertical LIC.

### Failing Item

- [AJDG301](#)
- [FI00730](#)
- [UJC35](#)

---

#### B0034508

#### Explanation:

Wrong configuration value sent by vertical LIC.

### Failing Item

- [AJDG301](#)
- [FI00730](#)

---

#### B0034509

#### Explanation:

Wrong configuration value sent by vertical LIC.

### Failing Item

- [AJDG301](#)
- [UJC35](#)
- [FI00730](#)

---

#### B003450A

#### Explanation:

Wrong configuration value sent by vertical LIC.

### Failing Item

- [AJDG301](#)
- [FI00730](#)
- [UJC35](#)

---

#### B003450B

#### Explanation:

Wrong configuration value sent by vertical LIC.

### Failing Item

- [AJDG301](#)
- [FI00730](#)

---

#### B003450C

#### Explanation:

Wrong configuration value sent by vertical LIC.

### Failing Item

- [AJDG301](#)
- [FI00730](#)

---

#### B003450D

#### Explanation:

Wrong configuration value sent by vertical LIC.

### Failing Item

- [UJC35](#)
- [FI00730](#)

- [AJDG301](#)

---

**B003450E****Explanation:**

Wrong configuration value sent by vertical LIC.

**Failing Item**

- [AJDG301](#)
- [FI00730](#)
- [UJC35](#)

---

**B0034549****Explanation:**

Wrong configuration value sent by vertical LIC.

**Failing Item**

- [AJDG301](#)
- [FI00730](#)

---

**B0034590****Explanation:**

Wrong number specified in controller description.

**Response:****Failing Item**

- [UJC36](#)
- [FI00703](#)
- [FI00701](#)
- [UJC35](#)
- [FI00719](#)

---

**B0034592****Explanation:**

No number specified in controller description.

**Failing Item**

- [AJDG301](#)
- [UJC36](#)

---

**B0034594****Explanation:**

Wrong number specified in controller description.

**Failing Item**

- [UJC36](#)
- [FI00730](#)
- [AJDG301](#)
- [UJC35](#)

---

**B0035410****Explanation:**

Switched line already in use.

**Response:****Failing Item**

- [FI00704](#)
- [UJC35](#)
- [FI00701](#)
- [FI00719](#)

---

**B0035472****Explanation:**

Data-line-occupied error at time of starting.

**Response:****Failing Item**

- [FI00703](#)
- [UJC38](#)
- [FI00719](#)
- [FI00702](#)

---

**B0035474****Explanation:**

Automatic call unit line connection error.

**Response:****Failing Item**

- [FI00702](#)
- [FI00703](#)
- [FI00719](#)
- [UJ0E3](#)

---

**B0035476****Explanation:**

Present-next-digit error.

**Response:****Failing Item**

- [FI00702](#)
- [FI00703](#)
- [FI00719](#)

---

**B0035501****Explanation:**

Wrong configuration value sent by vertical LIC.

### Failing Item

- [AJDG301](#)
- [FI00730](#)

---

#### **B0035502**

**Explanation:**

Wrong configuration value sent by vertical LIC.

### Failing Item

- [AJDG301](#)
- [UJC35](#)
- [FI00730](#)

---

#### **B0035503**

**Explanation:**

Wrong configuration value sent by vertical LIC.

### Failing Item

- [AJDG301](#)
- [UJC35](#)
- [FI00730](#)

---

#### **B0035510**

**Explanation:**

Wrong configuration value sent by vertical LIC.

### Failing Item

- [AJDG301](#)
- [UJC35](#)
- [FI00730](#)

---

#### **B0035511**

**Explanation:**

Wrong configuration value sent by vertical LIC.

### Failing Item

- [AJDG301](#)
- [FI00730](#)

---

#### **B0035512**

**Explanation:**

Wrong configuration value sent by vertical LIC.

### Failing Item

- [AJDG301](#)
- [FI00730](#)

---

#### **B0035513**

**Explanation:**

Wrong configuration value sent by vertical LIC.

### Failing Item

- [AJDG301](#)
- [UJC35](#)
- [FI00730](#)

---

#### **B0035514**

**Explanation:**

Wrong configuration value sent by vertical LIC.

### Failing Item

- [AJDG301](#)
- [FI00730](#)

---

#### **B0035515**

**Explanation:**

Wrong configuration value sent by vertical LIC.

### Failing Item

- [AJDG301](#)
- [UJC35](#)
- [FI00730](#)

---

#### **B0035549**

**Explanation:**

Wrong configuration value sent by vertical LIC.

### Failing Item

- [AJDG301](#)
- [FI00730](#)

---

#### **B0035590**

**Explanation:**

Wrong length for number dialed.

### Failing Item

- [AJDG301](#)

---

#### **B0035630**

**Explanation:**

Automatic call unit distant-station-connected time out.

### Failing Item

- [FI00700](#)
- [UJOE3](#)
- [UJC35](#)
- [FI00701](#)

- [FI00719](#)

---

**B0035632****Explanation:**

Automatic call unit had data-set-ready time out.

**Response:****Failing Item**

- [FI00700](#)
- [UJC35](#)
- [UJC36](#)
- [FI00703](#)
- [FI00701](#)
- [FI00719](#)
- [UJOE3](#)

---

**B0035684****Explanation:**

Time-out on call-clear-request.

**Response:****Failing Item**

- [FI00704](#)
- [FI00701](#)
- [AJDG301](#)
- [FI00719](#)

---

**B0035886****Explanation:**

Automatic call unit line connection error.

**Failing Item**

- [FI00704](#)
- [FI00719](#)
- [FI00701](#)

---

**B0035A18****Explanation:**

Clear-to-send signal failed to drop on modem interface.

**Response:****Failing Item**

- [FI00704](#)
- [FI00701](#)
- [FI00719](#)

---

**B0035A1C****Explanation:**

Clear-to-send signal dropped on modem interface.

**Response:****Failing Item**

- [UJOE3](#)
- [UJC35](#)
- [FI00704](#)
- [FI00701](#)
- [FI00719](#)

---

**B0035A20****Explanation:**

Clear-to-send not active on modem interface.

**Response:****Failing Item**

- [UJOE3](#)
- [UJC35](#)
- [FI00704](#)
- [FI00701](#)
- [FI00719](#)

---

**B0035A24****Explanation:**

Carrier-detect dropped on modem interface.

**Response:****Failing Item**

- [FI00701](#)
- [FI00704](#)
- [UJOE3](#)
- [FI00719](#)

---

**B0035A54****Explanation:**

Time-out; data-set-ready did not drop.

**Response:****Failing Item**

- [FI00704](#)
- [UJC35](#)
- [FI00701](#)
- [FI00719](#)

---

**B0035A58****Explanation:**

Time-out; data-set-ready not received.

**Response:**

**Failing Item**

- [FI00701](#)
- [FI00704](#)
- [FI00719](#)
- [AJDG301](#)

---

**B0035C68**

**Explanation:**

Procedure error in vertical Licensed Internal Code.

**Failing Item**

- [AJDG301](#)
- [FI00730](#)

---

**B0035E00**

**Explanation:**

Wrong or no external communications cable installed.

**Response:**

**Failing Item**

- [FI00701](#)
- [UJC35](#)
- [FI00719](#)

---

**B0035E01**

**Explanation:**

Call received during dialing procedure.

**Response:**

**Failing Item**

- [UJC38](#)
- [FI00704](#)
- [FI00701](#)
- [FI00719](#)

---

**B0036210**

**Explanation:**

Resource or storage not available.

**Failing Item**

- [UJC35](#)
- [FI00730](#)

---

**B0036212**

**Explanation:**

Communications controller error.

**Response:**

**Failing Item**

- [FI00730](#)
- [FI00718](#)

---

**B0036214**

**Explanation:**

Communications controller error.

**Response:**

**Failing Item**

- [FI00730](#)
- [FI00718](#)

---

**B0036288**

**Explanation:**

Port not operational.

**Response:**

**Failing Item**

- [FI00719](#)
- [AJDG301](#)
- [UJC35](#)

---

**B0036320**

**Explanation:**

Abandon-call-retry.

**Response:**

**Failing Item**

- [FI00700](#)
- [UJC36](#)
- [FI00703](#)
- [FI00719](#)
- [FI00702](#)

---

**B0036322**

**Explanation:**

Abandon-call-retry; not all numbers dialed.

**Response:**

**Failing Item**

- [UJC36](#)
- [FI00703](#)
- [FI00702](#)



- [FI00719](#)
- [FI00730](#)

---

**B0036870****Explanation:**

Automatic call unit power turned off.

**Response:****Failing Item**

- [FI00703](#)
- [FI00702](#)
- [FI00719](#)

---

**B0036890****Explanation:**

Data-set-ready dropped on modem interface.

**Response**

No action is required if Operations Console is attached.

**Failing Item**

- [UJOE3](#)
- [FI00701](#)
- [FI00704](#)
- [FI00719](#)

---

**B0036C05****Explanation:**

I/O card Licensed Internal Code error.

**Failing Item**

- [FI00730](#)
- [AJDG301](#)

---

**B0036C0A****Explanation:**

Hardware detected failure.

**Response:****Failing Item**

- [FI00719](#)
- [FI00718](#)

---

**B0037200****Explanation:**

Communications Configuration.

**Failing Item**

- [UJC35](#)

---

**B0037210****Explanation:**

Resource or storage not available.

**Failing Item**

- [UJC35](#)
- [FI00730](#)

---

**B0037212****Explanation:**

Procedure error in vertical Licensed Internal Code.

**Failing Item**

- [AJDG301](#)
- [FI00730](#)

---

**B0037C00****Explanation:**

Asynchronous server program ended abnormally.

**Failing Item**

- [FI00730](#)

---

**B0037C02****Explanation:**

Wrong command sent by vertical Licensed Internal Code.

**Failing Item**

- [FI00730](#)

---

**B0037C03****Explanation:**

Resource or storage not available.

**Failing Item**

- [UJB37](#)
- [UJC35](#)
- [FI00730](#)

---

**B0037C04****Explanation:**

Wrong internal routing information.

**Failing Item**

- [FI00730](#)

---

**B0037C05****Explanation:**

Error in I/O card Licensed Internal Code.

**Failing Item**

- [FI00730](#)

---

**B0037C09****Explanation:**

Error in I/O card Licensed Internal Code.

**Failing Item**

- [FI00730](#)

---

**B0038011****Explanation:**

IOP Activation failed.

**Response:**

The MDMCNTRYID parameter in Network Attributes is not set. Use the CHGNETA command to set MDMCNTRYID value.

**Failing Item**

- [UJC37](#)

---

**B0038013****Explanation:**

IOP Activation failed.

**Response:**

The MDMCNTRYID parameter in Network Attributes is not valid for this adapter. Use the CHGNETA command to change MDMCNTRYID.

**Failing Item**

- [UJC37](#)

---

**B0038020****Explanation:**

System log entry only, no service action required.

---

**B003FFFF****Explanation:**

User suspected communications problem.

**Failing Item**

- [USER](#)

---

## (B004) Reference codes

---

---

**B0047000****Explanation:**

Vertical Licensed Internal Code sent an incorrect command.

**Failing Item**

- [FI00751](#)
- [FI00730](#)

---

**B0047002****Explanation:**

Vertical LIC sent incorrect command values.

**Failing Item**

- [FI00751](#)
- [FI00730](#)

---

**B0047004****Explanation:**

Vertical LIC sent commands in wrong order.

---

**Failing Item**

- [FI00751](#)
- [FI00730](#)

---

**B0047006****Explanation:**

Vertical LIC sent incorrect command values.

**Failing Item**

- [FI00751](#)
- [FI00730](#)

---

**B0047008****Explanation:**

Vertical LIC sent incorrect command values.

**Failing Item**

- [FI00751](#)
- [FI00730](#)

---

**B004700C****Explanation:**

Vertical LIC sent commands in wrong order.

### Failing Item

- [FI00751](#)
- [FI00730](#)

---

#### B004700F

**Explanation:**  
Communications controller storage not available.

### Failing Item

- [FI00751](#)
- [FI00730](#)

---

#### B0047010

**Explanation:**  
Vertical LIC sent commands in wrong order.

### Failing Item

- [FI00751](#)
- [FI00730](#)

---

#### B0047012

**Explanation:**  
I/O card LIC followed incorrect procedure.

### Failing Item

- [FI00730](#)

---

#### B0047014

**Explanation:**  
Vertical LIC sent commands in wrong order.

### Failing Item

- [FI00751](#)
- [FI00730](#)

---

#### B0047018

**Explanation:**  
Configuration exceeds allowed maximum for X.25 lines.

### Failing Item

- [UJJ39](#)

---

#### B004701A

**Explanation:**  
Wrong command value sent by IBM i Operating System licensed program.

### Failing Item

- [AJDG301](#)
- [FI00730](#)

---

#### B004701C

**Explanation:**  
Wrong command value sent by IBM i Operating System licensed program.

### Failing Item

- [AJDG301](#)
- [FI00730](#)

---

#### B004701E

**Explanation:**  
Wrong command value sent by IBM i Operating System licensed program.

### Failing Item

- [UJJ36](#)
- [FI00730](#)

---

#### B0047020

**Explanation:**  
Vertical LIC sent incorrect command values.

### Failing Item

- [FI00751](#)
- [FI00730](#)

---

#### B0047024

**Explanation:**  
No logical link available for packet network.

### Failing Item

- [UJE38](#)
- [FI00751](#)

---

#### B0047028

**Explanation:**  
No outgoing or two-way logical link available.

### Failing Item

- [UJE38](#)
- [FI00751](#)

---

#### B004702C

**Explanation:**  
Remote station not connected.

## Response

This reference code usually identifies a condition that is due to a timing problem that will be recovered.

## Failing Item

- [UJJ37](#)
- [FI00751](#)

---

### B0047030

**Explanation:**

Logical link already disconnected.

## Response

This reference code usually identifies a condition that is due to a timing problem that will be recovered.

## Failing Item

- [UJJ37](#)
- [FI00751](#)

---

### B0047048

**Explanation:**

Vertical LIC sent incorrect command values.

## Failing Item

- [FI00751](#)
- [FI00730](#)

---

### B0047049

**Explanation:**

Vertical LIC sent incorrect command values.

## Failing Item

- [FI00751](#)
- [FI00730](#)

---

### B004704A

**Explanation:**

Vertical LIC sent incorrect command values.

## Failing Item

- [FI00751](#)
- [FI00730](#)

---

### B004704C

**Explanation:**

Vertical LIC sent incorrect command values.

## Failing Item

- [FI00751](#)
- [FI00730](#)

---

### B0047050

**Explanation:**

Vertical LIC sent commands in wrong order.

## Failing Item

- [FI00751](#)
- [FI00730](#)

---

### B0047054

**Explanation:**

Vertical Licensed Internal Code sent wrong password length.

## Failing Item

- [FI00751](#)
- [FI00730](#)

---

### B0047056

**Explanation:**

Vertical LIC sent incorrect command values.

## Failing Item

- [FI00751](#)
- [FI00730](#)

---

### B0047058

**Explanation:**

Vertical LIC sent incorrect command values.

## Failing Item

- [FI00751](#)
- [FI00730](#)

---

### B004705C

**Explanation:**

Vertical LIC sent incorrect command values.

## Failing Item

- [FI00751](#)
- [FI00730](#)

---

### B0047064

**Explanation:**

Vertical Licensed Internal Code sent wrong data length.

### Failing Item

- [FI00751](#)
- [FI00730](#)

---

#### B004707C

**Explanation:**

Vertical LIC sent incorrect command values.

### Failing Item

- [FI00751](#)

---

#### B0047080

**Explanation:**

Vertical Licensed Internal Code sent an incorrect command.

### Failing Item

- [FI00751](#)
- [FI00730](#)

---

#### B0047084

**Explanation:**

Number of user requests more than maximum allowed.

### Failing Item

- [FI00751](#)
- [FI00730](#)

---

#### B0047090

**Explanation:**

I/O card LIC followed incorrect procedure.

### Failing Item

- [FI00751](#)
- [FI00730](#)

---

#### B0047092

**Explanation:**

Vertical LIC sent incorrect command values.

### Failing Item

- [UJJ38](#)
- [FI00751](#)
- [FI00730](#)

---

#### B0047094

**Explanation:**

Vertical LIC sent incorrect command values.

### Failing Item

- [FI00751](#)
- [FI00730](#)

---

#### B004728C

**Explanation:**

Vertical LIC sent incorrect command values.

### Failing Item

- [FI00730](#)

---

#### B00472F0

**Explanation:**

I/O card Licensed Internal Code ended abnormally.

### Failing Item

- [FI00730](#)

---

#### B00472F2

**Explanation:**

I/O card Licensed Internal Code stopped because of error.

### Failing Item

- [FI00730](#)

---

#### B0047718

**Explanation:**

Network procedure error detected by I/O card lic int code.

### Failing Item

- [UJJ36](#)
- [UJ0E2](#)

---

#### B0047740

**Explanation:**

Remote system sent disconnect command.

### Failing Item

- [UJ0E2](#)

---

#### B0047744

**Explanation:**

Remote system sent disconnect mode frame.

### Failing Item

- [UJ0E2](#)

---

#### B0047768

**Explanation:**

Remote system did not respond to command sent.

**Failing Item**

- [UJJ36](#)
- [UJOE2](#)

**B004776C****Explanation:**

Remote system did not respond to command sent.

**Failing Item**

- [UJOE2](#)
- [UJJ36](#)

**B0047770****Explanation:**

Remote system did not respond to disconnect command.

**Failing Item**

- [UJJ36](#)
- [UJOE2](#)

**B0047774****Explanation:**

Remote system did not verify receiving data.

**Failing Item**

- [UJJ36](#)
- [UJOE2](#)

**B0047788****Explanation:**

Call rejected; wrong value from remote system.

**Failing Item**

- [UJOE6](#)
- [UJJ37](#)

**B0047794****Explanation:**

Expected password not provided by remote system.

**Failing Item**

- [UJOE2](#)

**B0047798****Explanation:**

Remote system did not respond to test command.

**Failing Item**

- [UJOE2](#)
- [UJJ36](#)

**B00477A0****Explanation:**

Checksum error; error limit per 256 reached.

**Failing Item**

- [UJOE2](#)
- [UJOE9](#)
- [FI00730](#)

**B00477A2****Explanation:**

Bad data sent; error limit per 256 reached.

**Failing Item**

- [UJOE9](#)

**B00477A4****Explanation:**

Bad data received; error limit per 256 reached.

**Failing Item**

- [UJOE9](#)
- [UJJ35](#)

**B00477A6****Explanation:**

Remote system not ready; error limit per 256 reached.

**Failing Item**

- [UJOE2](#)
- [UJOE9](#)
- [UJJ35](#)

**B0047800****Explanation:**

Vertical Licensed Internal Code sent an incorrect command.

**Failing Item**

- [FI00751](#)
- [FI00730](#)

**B0047802****Explanation:**

Vertical LIC sent incorrect command values.

## Failing Item

- [FI00751](#)
- [FI00730](#)

---

### B0047804

**Explanation:**

Vertical LIC sent commands in wrong order.

## Failing Item

- [FI00751](#)
- [FI00730](#)

---

### B0047806

**Explanation:**

Vertical LIC sent incorrect command values.

## Failing Item

- [FI00751](#)
- [FI00730](#)

---

### B0047808

**Explanation:**

Vertical LIC sent incorrect command values.

## Failing Item

- [FI00751](#)
- [FI00730](#)

---

### B004780C

**Explanation:**

Vertical LIC sent commands in wrong order.

## Failing Item

- [FI00751](#)

---

### B0047810

**Explanation:**

Vertical LIC sent commands in wrong order.

## Failing Item

- [FI00751](#)
- [FI00730](#)

---

### B0047812

**Explanation:**

Procedure error in vertical Licensed Internal Code.

## Failing Item

- [FI00751](#)

---

### B0047820

**Explanation:**

Too many logical channels defined.

## Failing Item

- [UJJ36](#)
- [FI00730](#)

---

### B0047824

**Explanation:**

Outgoing and two-way logical channel not available.

## Response

This reference code usually identifies a condition that is due to a timing problem that will be recovered.

## Failing Item

- [UJJ37](#)
- [FI00751](#)
- [FI00730](#)

---

### B0047828

**Explanation:**

Vertical LIC sent incorrect command values.

## Failing Item

- [FI00751](#)
- [FI00730](#)

---

### B004782C

**Explanation:**

Vertical LIC sent commands in wrong order.

## Failing Item

- [FI00751](#)
- [FI00730](#)

---

### B0047840

**Explanation:**

Vertical LIC sent incorrect command values.

## Failing Item

- [AJDG301](#)
- [FI00730](#)

---

### B0047842

**Explanation:**

Vertical LIC sent incorrect command values.

### Failing Item

- [AJDG301](#)
- [FI00730](#)

---

**B0047844****Explanation:**

Vertical LIC sent incorrect command values.

### Failing Item

- [AJDG301](#)
- [FI00730](#)

---

**B0047846****Explanation:**

Communications controller storage not available.

### Failing Item

- [FI00751](#)
- [FI00730](#)

---

**B004784C****Explanation:**

Vertical LIC sent incorrect command values.

### Failing Item

- [FI00751](#)
- [FI00730](#)

---

**B004784D****Explanation:**

Vertical LIC sent incorrect command values.

### Failing Item

- [FI00751](#)
- [FI00730](#)

---

**B004784E****Explanation:**

Vertical LIC sent incorrect command values.

### Failing Item

- [FI00751](#)
- [FI00730](#)

---

**B0047850****Explanation:**

Vertical LIC sent incorrect command values.

### Failing Item

- [FI00751](#)
- [FI00730](#)

---

**B0047854****Explanation:**

Vertical LIC sent incorrect command values.

### Failing Item

- [FI00751](#)
- [FI00730](#)

---

**B0047857****Explanation:**

Vertical LIC sent incorrect command values.

### Failing Item

- [AJDG301](#)
- [FI00730](#)

---

**B0047858****Explanation:**

Vertical LIC sent incorrect command values.

### Failing Item

- [FI00751](#)
- [FI00730](#)

---

**B004785A****Explanation:**

Application sent invalid Q/M bit request sequence.

### Failing Item

- [UJ0E6](#)
- [AJDG301](#)
- [FI00730](#)

---

**B004785C****Explanation:**

Vertical LIC sent incorrect command values.

### Failing Item

- [FI00751](#)
- [FI00730](#)

---

**B0047860****Explanation:**

Vertical LIC sent incorrect command values.



### Failing Item

- [UJJ38](#)

---

#### B0047864

**Explanation:**

Vertical LIC sent incorrect command values.

### Failing Item

- [UJJ38](#)
- [FI00751](#)
- [FI00730](#)

---

#### B0047868

**Explanation:**

Vertical LIC sent incorrect command values.

### Failing Item

- [FI00751](#)
- [FI00730](#)

---

#### B004786C

**Explanation:**

Vertical LIC sent incorrect command values.

### Failing Item

- [FI00751](#)
- [FI00730](#)

---

#### B0047870

**Explanation:**

Vertical LIC sent incorrect command values.

### Failing Item

- [FI00751](#)
- [FI00730](#)

---

#### B0047872

**Explanation:**

Wrong command value sent by IBM i Operating System licensed program.

### Failing Item

- [AJDG301](#)
- [FI00730](#)

---

#### B0047874

**Explanation:**

Vertical LIC sent incorrect command values.

### Failing Item

- [FI00751](#)
- [FI00730](#)

---

#### B0047876

**Explanation:**

Wrong command value sent by IBM i Operating System licensed program.

### Failing Item

- [AJDG301](#)
- [FI00730](#)

---

#### B0047878

**Explanation:**

Vertical LIC sent incorrect command values.

### Failing Item

- [FI00751](#)
- [FI00730](#)

---

#### B004787A

**Explanation:**

PLC/HDLC DTE/DCE mode configured not valid.

### Failing Item

- [FI00751](#)
- [FI00730](#)

---

#### B004787C

**Explanation:**

Vertical LIC sent incorrect command values.

### Failing Item

- [FI00751](#)
- [FI00730](#)

---

#### B0047884

**Explanation:**

Procedure error in vertical Licensed Internal Code.

### Failing Item

- [FI00751](#)
- [FI00730](#)

---

#### B0047888

**Explanation:**

Procedure error in vertical Licensed Internal Code.

### Failing Item

- [FI00751](#)
- [FI00730](#)

---

#### B004788C

##### Explanation:

Vertical LIC sent commands in wrong order.

### Response

This reference code usually identifies a condition that is due to a timing problem that will be recovered.

### Failing Item

- [UJJ37](#)
- [FI00751](#)
- [IOA](#)
- [FI00701](#)

---

#### B0047894

##### Explanation:

Procedure error in vertical Licensed Internal Code.

### Failing Item

- [FI00751](#)
- [FI00730](#)

---

#### B0047898

##### Explanation:

Vertical LIC sent commands in wrong order.

### Failing Item

- [FI00751](#)
- [FI00730](#)

---

#### B00478A0

##### Explanation:

No incoming call available to be processed.

### Response

This reference code usually identifies a condition that is due to a timing problem that will be recovered.

### Failing Item

- [UJJ37](#)
- [FI00730](#)

---

#### B00478A4

##### Explanation:

I/O card Licensed Internal Code used incorrect value.

### Failing Item

- [FI00751](#)
- [FI00730](#)

---

#### B00478A6

##### Explanation:

Vertical LIC sent incorrect command values.

### Failing Item

- [FI00751](#)
- [FI00730](#)

---

#### B0047A90

##### Explanation:

I/O card Licensed Internal Code used incorrect value.

### Failing Item

- [FI00730](#)

---

#### B0047AF0

##### Explanation:

I/O card Licensed Internal Code stopped because of error.

### Failing Item

- [FI00730](#)

---

#### B0047AF4

##### Explanation:

I/O card Licensed Internal Code stopped because of error.

### Failing Item

- [FI00751](#)
- [FI00730](#)

---

#### B0047F14

##### Explanation:

Reset packet received.

### Failing Item

- [UJ0E9](#)
- [UJ0E2](#)
- [UJJ36](#)
- [UJJ35](#)

---

#### B0047F18

**Explanation:**

Clear packet received.

**Failing Item**

- [UJ0E9](#)
- [UJJ39](#)
- [UJ0E2](#)
- [UJJ36](#)
- [FI00751](#)

**B0047F1C****Explanation:**

X.25 restart packet received.

**Failing Item**

- [UJ0E9](#)
- [UJJ36](#)

**B0047F30****Explanation:**

X.25 reset request packet sent.

**Failing Item**

- [UJJ36](#)
- [UJ0E9](#)

**B0047F34****Explanation:**

X.25 clear request packet sent.

**Failing Item**

- [UJJ36](#)
- [UJ0E9](#)

**B0047F35****Explanation:**

X.25 clear packet sent, packet size negotiation failed.

**Failing Item**

- [UJ0E9](#)
- [UJJ35](#)

**B0047F36****Explanation:**

X.25 clear packet sent, window size negotiation failed.

**Failing Item**

- [UJ0E9](#)

- [UJJ35](#)

**B0047F38****Explanation:**

X.25 restart request packet sent.

**Failing Item**

- [UJ0E9](#)
- [UJJ36](#)

**B0047F3A****Explanation:**

X.32 restart negotiation failed.

**Failing Item**

- [UJ0E9](#)
- [UJJ39](#)

**B0047F3C****Explanation:**

Time-out on restart packet.

**Failing Item**

- [UJ0E9](#)

**B0047F40****Explanation:**

Time-out on reset packet.

**Failing Item**

- [UJ0E9](#)
- [UJJ36](#)

**B0047F44****Explanation:**

Time-out on call packet.

**Failing Item**

- [UJ0E9](#)
- [UJJ36](#)

**B0047F48****Explanation:**

Time-out on clear packet.

**Failing Item**

- [UJ0E9](#)
- [UJJ36](#)

**B0047F80**

**Explanation:**

Packet network used wrong procedures.

**Failing Item**

- [UJOE9](#)
- [UJA36](#)

---

**B0047FA8****Explanation:**

Received packet to help diagnosis.

**Failing Item**

- [UJOE9](#)
- [FI00730](#)

---

**B0047FB0**

## (B005) Reference codes

---

**B005A000****Explanation:**

Input value error in I/O card Licensed Internal Code.

**Failing Item**

- [PTFSRCH](#)

---

**B005A001****Explanation:**

Input value error in I/O card Licensed Internal Code.

**Failing Item**

- [PTFSRCH](#)

---

**B005A002****Explanation:**

Input value error in I/O card Licensed Internal Code.

**Failing Item**

- [PTFSRCH](#)

---

**B005A003****Explanation:**

Procedure error in I/O card Licensed Internal Code.

**Failing Item**

- [PTFSRCH](#)

---

**B005A004****Explanation:**

Input value error in I/O card Licensed Internal Code.

**Explanation:**

Restart packet sent; error limit per 256 reached.

**Failing Item**

- [UJOE9](#)

---

**B0047FB1****Explanation:**

Reset packet received; error limit per 256 reached.

**Failing Item**

- [UJOE9](#)
- [UJOE2](#)
- [UJJ36](#)
- [UJJ35](#)

**Failing Item**

- [PTFSRCH](#)

---

**B005A005****Explanation:**

Input value error in I/O card Licensed Internal Code.

**Failing Item**

- [PTFSRCH](#)

---

**B005A006****Explanation:**

Input value error in I/O card Licensed Internal Code.

**Failing Item**

- [PTFSRCH](#)

---

**B005A007****Explanation:**

Input value error in I/O card Licensed Internal Code.

**Failing Item**

- [PTFSRCH](#)

---

**B005A008****Explanation:**

Input value error in I/O card Licensed Internal Code.

**Failing Item**

- [PTFSRCH](#)

---

**B005A009**

**Explanation:**  
Input value error in I/O card Licensed Internal Code.

**Failing Item**

- [PTFSRCH](#)

---

**B005A00A**

**Explanation:**  
Input value error in I/O card Licensed Internal Code.

**Failing Item**

- [PTFSRCH](#)

---

**B005A00B**

**Explanation:**  
Input value error in I/O card Licensed Internal Code.

**Failing Item**

- [PTFSRCH](#)

---

**B005A00C**

**Explanation:**  
Input value error in I/O card Licensed Internal Code.

**Failing Item**

- [PTFSRCH](#)

---

**B005A00E**

**Explanation:**  
Procedure error in vertical Licensed Internal Code.

**Failing Item**

- [PTFSRCH](#)

---

**B005A010**

**Explanation:**  
Input value error in I/O card Licensed Internal Code.

**Failing Item**

- [PTFSRCH](#)

---

**B005A011**

**Explanation:**  
Input value error in I/O card Licensed Internal Code.

**Failing Item**

- [PTFSRCH](#)

---

**B005A012**

**Explanation:**

Input value error in I/O card Licensed Internal Code.

**Failing Item**

- [PTFSRCH](#)

---

**B005A013**

**Explanation:**  
Wrong config data given to local area network controller.

**Failing Item**

- [PTFSRCH](#)

---

**B005A014**

**Explanation:**  
Input value error in I/O card Licensed Internal Code.

**Failing Item**

- [PTFSRCH](#)

---

**B005A015**

**Explanation:**  
Input value error in I/O card Licensed Internal Code.

**Failing Item**

- [PTFSRCH](#)

---

**B005A016**

**Explanation:**  
Input value error in I/O card Licensed Internal Code.

**Failing Item**

- [PTFSRCH](#)

---

**B005A017**

**Explanation:**  
Input value error in I/O card Licensed Internal Code.

**Failing Item**

- [PTFSRCH](#)

---

**B005A018**

**Explanation:**  
Input value error in I/O card Licensed Internal Code.

**Failing Item**

- [PTFSRCH](#)

---

**B005A019**

**Explanation:**

Input value error in I/O card Licensed Internal Code.

### Failing Item

- [PTFSRCH](#)

---

#### B005A01A

**Explanation:**

Input value error in I/O card Licensed Internal Code.

### Failing Item

- [PTFSRCH](#)

---

#### B005A01B

**Explanation:**

Input value error in I/O card Licensed Internal Code.

### Failing Item

- [PTFSRCH](#)

---

#### B005A01C

**Explanation:**

Input value error in I/O card Licensed Internal Code.

### Failing Item

- [PTFSRCH](#)

---

#### B005A01D

**Explanation:**

Input value error in I/O card Licensed Internal Code.

### Failing Item

- [PTFSRCH](#)

---

#### B005A01E

**Explanation:**

Input value error in I/O card Licensed Internal Code.

### Failing Item

- [PTFSRCH](#)

---

#### B005A01F

**Explanation:**

Input value error in I/O card Licensed Internal Code.

### Failing Item

- [PTFSRCH](#)

---

#### B005A020

**Explanation:**

Input value error in I/O card Licensed Internal Code.

### Failing Item

- [PTFSRCH](#)

---

#### B005A021

**Explanation:**

Input value error in I/O card Licensed Internal Code.

### Failing Item

- [PTFSRCH](#)

---

#### B005A022

**Explanation:**

Input value error in I/O card Licensed Internal Code.

### Failing Item

- [PTFSRCH](#)

---

#### B005A023

**Explanation:**

Input value error in I/O card Licensed Internal Code.

### Failing Item

- [PTFSRCH](#)

---

#### B005A024

**Explanation:**

Input value error in I/O card Licensed Internal Code.

### Failing Item

- [PTFSRCH](#)

---

#### B005A025

**Explanation:**

Procedure error in I/O card Licensed Internal Code.

### Failing Item

- [PTFSRCH](#)

---

#### B005A027

**Explanation:**

Input value error in I/O card Licensed Internal Code.

### Failing Item

- [PTFSRCH](#)

---

#### B005A028

**Explanation:**

Input value error in I/O card Licensed Internal Code.

---

#### B005A029

**Explanation:**

Procedure error in I/O card Licensed Internal Code.

### Failing Item

- [PTFSRCH](#)

---

#### B005A02A

##### Explanation:

Input value error in I/O card Licensed Internal Code.

### Failing Item

- [PTFSRCH](#)

---

#### B005A02B

##### Explanation:

Input value error in I/O card Licensed Internal Code.

### Failing Item

- [PTFSRCH](#)

---

#### B005A02C

##### Explanation:

Input value error in I/O card Licensed Internal Code.

### Failing Item

- [PTFSRCH](#)

---

#### B005A02D

##### Explanation:

Input value error in I/O card Licensed Internal Code.

### Failing Item

- [PTFSRCH](#)

---

#### B005A02E

##### Explanation:

Wrong frame received from remote equipment.

### Failing Item

- [UJE39](#)

---

#### B005A02F

##### Explanation:

Input value error in I/O card Licensed Internal Code.

### Failing Item

- [PTFSRCH](#)

---

#### B005A201

##### Explanation:

Token-Ring controller storage not available.

### Failing Item

- [PTFSRCH](#)

---

#### B005A202

##### Explanation:

Input value error in I/O card Licensed Internal Code.

### Failing Item

- [PTFSRCH](#)

---

#### B005A203

##### Explanation:

Input value error in I/O card Licensed Internal Code.

### Failing Item

- [PTFSRCH](#)

---

#### B005A204

##### Explanation:

Input value error in I/O card Licensed Internal Code.

### Failing Item

- [PTFSRCH](#)

---

#### B005A205

##### Explanation:

I/O card Licensed Internal Code received unexpected response.

### Failing Item

- [AJGJQ01](#)

---

#### B005A206

##### Explanation:

Input value error in I/O card Licensed Internal Code.

### Failing Item

- [PTFSRCH](#)

---

#### B005A207

##### Explanation:

Input value error in I/O card Licensed Internal Code.

### Failing Item

- [PTFSRCH](#)

---

#### B005A208

##### Explanation:

Input value error in I/O card Licensed Internal Code.

### Failing Item

- [PTFSRCH](#)

---

#### B005A209

**Explanation:**

Input value error in I/O card Licensed Internal Code.

### Failing Item

- [PTFSRCH](#)

---

#### B005A20A

**Explanation:**

Input value error in I/O card Licensed Internal Code.

### Failing Item

- [PTFSRCH](#)

---

#### B005A20B

**Explanation:**

Input value error in I/O card Licensed Internal Code.

### Failing Item

- [PTFSRCH](#)

---

#### B005A20C

**Explanation:**

Input value error in I/O card Licensed Internal Code.

### Failing Item

- [PTFSRCH](#)

---

#### B005A213

**Explanation:**

Severe error detected by I/O card Licensed Internal Code.

### Failing Item

- [PTFSRCH](#)

---

#### B005A214

**Explanation:**

Severe error detected by I/O card Licensed Internal Code.

### Failing Item

- [PTFSRCH](#)

---

#### B005A402

**Explanation:**

Token-ring adapter card error.

### Failing Item

- [IOA](#)
- [PTFSRCH](#)

---

#### B005A403

**Explanation:**

Token-ring adapter card error.

### Failing Item

- [IOA](#)

---

#### B005A404

**Explanation:**

Token-ring adapter card error.

### Failing Item

- [IOA](#)
- [UJE37](#)

---

#### B005A405

**Explanation:**

Token-ring adapter card error.

### Failing Item

- [IOA](#)

---

#### B005A406

**Explanation:**

Token-ring adapter card error.

### Failing Item

- [IOA](#)

---

#### B005A408

**Explanation:**

Ring status information logged; not serious.

### Failing Item

- [UJE37](#)

---

#### B005A409

**Explanation:**

Severe error detected by I/O card Licensed Internal Code.

### Failing Item

- [IOA](#)

---

#### B005A40A

**Explanation:**



Token-ring adapter card error.

### Failing Item

- [IOA](#)

---

#### B005A40B

**Explanation:**

Token-ring adapter card error.

### Failing Item

- [IOA](#)

---

#### B005A40C

**Explanation:**

Token-ring adapter card error.

### Failing Item

- [IOA](#)

---

#### B005A410

**Explanation:**

Ring status information logged; not serious.

### Failing Item

- [UJE37](#)
- [FI00712](#)
- [FI00701](#)

---

#### B005A411

**Explanation:**

Ring status information logged; not serious.

### Failing Item

- [IOA](#)
- [UJE33](#)

---

#### B005A412

**Explanation:**

Ring status information logged; not serious.

### Failing Item

- [UJE33](#)
- [IOA](#)

---

#### B005A413

**Explanation:**

Ring status information logged; serious.

### Failing Item

- [FI00701](#)
- [FI00712](#)
- [IOA](#)

---

#### B005A414

**Explanation:**

Ring status information logged; serious.

### Failing Item

- [IOA](#)
- [FI00701](#)
- [FI00712](#)

---

#### B005A415

**Explanation:**

Ring status information logged; serious.

### Failing Item

- [UJE31](#)
- [UJE37](#)

---

#### B005A416

**Explanation:**

Ring status information logged; not serious.

### Failing Item

- [UJE37](#)

---

#### B005A417

**Explanation:**

Wrong frame received from remote equipment.

### Failing Item

- [UJE37](#)

---

#### B005A420

**Explanation:**

Token-ring adapter card error.

### Failing Item

- [IOA](#)
- [FI00712](#)
- [FI00701](#)

---

#### B005A421

**Explanation:**

Token-ring adapter card error.

### Failing Item

- [UJE37](#)
- [FI00712](#)
- [FI00701](#)

---

#### B005A422

**Explanation:**

Token-ring adapter card error.

### Failing Item

- [FI00701](#)
- [FI00712](#)
- [IOA](#)

---

#### B005A423

**Explanation:**

Token-ring adapter card error.

### Failing Item

- [UJE37](#)
- [IOA](#)

---

#### B005A424

**Explanation:**

Token-ring adapter card error.

### Response

Change the line speed parameter for the Token-ring card.

The card must be varied off before changing the line speed.

### Failing Item

- [UJE37](#)
- [UJE35](#)
- [FI00712](#)
- [IOA](#)

---

#### B005A425

**Explanation:**

Input value error in I/O card Licensed Internal Code.

### Failing Item

- [UJE35](#)

---

#### B005A426

**Explanation:**

Input value error in I/O card Licensed Internal Code.

### Failing Item

- [UJE32](#)
- [UJE37](#)

---

#### B005A427

**Explanation:**

Input value error in I/O card Licensed Internal Code.

### Failing Item

- [UJE31](#)
- [UJE37](#)

---

#### B005A428

**Explanation:**

Token-ring adapter card error.

### Failing Item

- [PTFSRCH](#)

---

#### B005A429

**Explanation:**

Procedure error in I/O card Licensed Internal Code.

### Failing Item

- [UJE37](#)
- [FI00712](#)
- [FI00701](#)

---

#### B005A42A

**Explanation:**

User suspected communications problem.

**Response:**

The adapter does not support Full DUPLEX or did not detect Full Duplex.

### Failing Item

- [USER](#)

---

#### B005A703

**Explanation:**

Ring status information logged; serious.

### Failing Item

- [IOA](#)
- [FI00701](#)
- [UJE37](#)

---

**B005A710****Explanation:**

Address not recognized; error limit per 256 reached.

**Failing Item**

- [UJE37](#)
  - [IOA](#)
  - [PTFSRCH](#)
- 

**B005A711****Explanation:**

Frame not copied; error limit per 256 reached.

**Failing Item**

- [UJE39](#)
  - [IOA](#)
  - [PTFSRCH](#)
- 

**B005A712****Explanation:**

Transmit strip; error limit per 256 reached.

**Failing Item**

- [IOA](#)
  - [UJE37](#)
- 

**B005A713****Explanation:**

Access priority not authorized; error limit per 256 reached.

**Failing Item**

- [PTFSRCH](#)
- 

**B005A714****Explanation:**

Frames not authorized; error limit per 256 reached.

**Failing Item**

- [PTFSRCH](#)
- 

**B005A715****Explanation:**

Temporary errors; error limit per 256 reached.

**Failing Item**

- [IOA](#)
- [UJE37](#)

---

**B005A716****Explanation:**

Transmit beacon; error limit per 256 reached.

**Failing Item**

- [IOA](#)
  - [UJE37](#)
- 

**B005A718****Explanation:**

Status queue overrun; error limit per 256 reached.

**Failing Item**

- [UJE38](#)
- 

**B005A719****Explanation:**

Frames discarded; error limit per 256 reached.

**Failing Item**

- [PTFSRCH](#)
  - [UJE38](#)
- 

**B005A721****Explanation:**

Interrupts not expected; error limit per 256 reached.

**Failing Item**

- [IOA](#)
- 

**B005B000****Explanation:**

I/O card Licensed Internal Code error.

**Failing Item**

- [PTFSRCH](#)
- 

**B005B003****Explanation:**

Procedure error in vertical Licensed Internal Code.

**Failing Item**

- [PTFSRCH](#)
- 

**B005B006****Explanation:**

Token-ring error monitor has stopped.

## Failing Item

- [PTFSRCH](#)

---

### B005B009

**Explanation:**

Procedure error in vertical Licensed Internal Code.

## Failing Item

- [PTFSRCH](#)

---

### B005B00A

**Explanation:**

Output value error in vertical Licensed Internal Code.

## Failing Item

- [PTFSRCH](#)

---

### B005B00B

**Explanation:**

Output value error in vertical Licensed Internal Code.

## Failing Item

- [PTFSRCH](#)

---

### B005B0C0

**Explanation:**

Required I/O card Licensed Internal Code not active.

## Failing Item

- [FI00701](#)
- [UJE35](#)
- [UJE37](#)
- [FI00712](#)
- [IOA](#)

---

### B005B300

**Explanation:**

Procedure error in vertical Licensed Internal Code.

## Failing Item

- [PTFSRCH](#)

---

### B005B700

**Explanation:**

Wrong frame received from remote equipment.

## Response

All unit reference codes that start with a value of B7 and end with any value from 00 through FF have the same meaning as this unit reference code.

---

### B005C000

**Explanation:**

I/O card Licensed Internal Code error.

## Failing Item

- [PTFSRCH](#)

---

### B005C003

**Explanation:**

Configuration report server is deactivating.

## Failing Item

- [PTFSRCH](#)

---

### B005C005

**Explanation:**

Configuration report server is activating.

## Failing Item

- [PTFSRCH](#)

---

### B005C010

**Explanation:**

Procedure error in vertical Licensed Internal Code.

## Failing Item

- [PTFSRCH](#)

---

### B005C0E6

**Explanation:**

Procedure error in vertical Licensed Internal Code.

## Failing Item

- [PTFSRCH](#)

---

### B005C0E7

**Explanation:**

Output value error in vertical Licensed Internal Code.

## Failing Item

- [PTFSRCH](#)

---

### B005C0E8

**Explanation:**

Output value error in vertical Licensed Internal Code.

### Failing Item

- [PTFSRCH](#)

---

#### B005C0E9

**Explanation:**

Configuration report server activation failed.

### Failing Item

- [PTFSRCH](#)

---

#### B005C0EA

**Explanation:**

Configuration report server activation failed.

### Failing Item

- [PTFSRCH](#)

---

#### B005C0EB

**Explanation:**

Configuration report server activation failed.

### Failing Item

- [PTFSRCH](#)

---

#### B005C0EE

**Explanation:**

I/O card Licensed Internal Code error.

### Failing Item

- [PTFSRCH](#)

---

#### B005C0EF

**Explanation:**

Procedure error in vertical Licensed Internal Code.

### Failing Item

- [UJE34](#)

---

#### B005C0F4

## (B006) Reference codes

---

#### B0061201

**Explanation:**

I/O processor resource not available.

### Response

A deactivation failed to get a resource controlled by Licensed Internal Code.

**Explanation:**

Required I/O card Licensed Internal Code not active.

### Failing Item

- [FI00701](#)
- [UJE35](#)
- [UJE37](#)
- [FI00712](#)
- [IOA](#)

---

#### B005C300

**Explanation:**

Procedure error in vertical Licensed Internal Code.

### Failing Item

- [PTFSRCH](#)

---

#### B005C700

**Explanation:**

Procedure error in vertical Licensed Internal Code.

---

#### B005C701

**Explanation:**

Procedure error in vertical Licensed Internal Code.

---

#### B005C702

**Explanation:**

Wrong frame received from remote equipment.

---

#### B005C703

**Explanation:**

Wrong frame received from remote equipment.

---

#### B005FFFF

**Explanation:**

User suspected communications problem.

### Failing Item

- [USER](#)

### Failing Item

- [AJEQU00](#)
- [AJDG301](#)

---

#### B0061202

**Explanation:**

Not valid condition in I/O Processor Licensed Internal Code.

## Response

An error in an activation or deactivation occurred.

## Failing Item

- [AJEQU00](#)
- [AJDG301](#)
- [FI00131](#)

---

### B0061203

#### Explanation:

I/O processor resource not available.

## Response

A resource needed to perform a requested function is not available in the Licensed Internal Code.

## Failing Item

- [AJEQU00](#)
- [AJDG301](#)

---

### B0061204

#### Explanation:

Not valid condition in I/O Processor Licensed Internal Code.

## Response

The Licensed Internal Code has recovered from a condition that was not expected.

## Failing Item

- [AJEQU00](#)
- [AJDG301](#)
- [FI00131](#)

---

### B0061205

#### Explanation:

I/O processor card or Licensed Internal Code error.

## Response

A microprocessor exception occurred on the I/O processor.

## Failing Item

- [AJEQU00](#)
- [FI00131](#)
- [FI00132](#)

---

### B0061206

#### Explanation:

I/O processor card or Licensed Internal Code error.

## Response

A microprocessor exception occurred on the I/O processor.

## Failing Item

- [AJEQU00](#)
- [FI00131](#)
- [FI00132](#)

---

### B0061207

#### Explanation:

I/O processor resource not available.

## Response

The Licensed Internal Code could not allocate memory resources on the I/O processor card.

## Failing Item

- [AJEQU00](#)
- [AJDG301](#)

---

### B0061208

#### Explanation:

Not valid condition in I/O Processor Licensed Internal Code.

## Response

The Licensed Internal Code found a condition that should not have occurred.

## Failing Item

- [AJEQU00](#)
- [AJDG301](#)
- [FI00131](#)

---

### B0061209

#### Explanation:

I/O processor was not ready for interrupt that occurred.

## Failing Item

- [AJEQU00](#)
- [FI00131](#)

---

**B0061210****Explanation:**

I/O processor resource not available.

**Response**

The I/O processor error log is being filled faster than the errors are being reported to the system. Check other errors reported to the system and correct them.

---

**B0061211****Explanation:**

System bus error.

**Failing Item**

- [FI00131](#)
- [ANYBUS](#)
- [AJEQU00](#)
- [AJDG301](#)

---

**B0061212****Explanation:**

A permanent I/O processor failure occurred.

**Failing Item**

- [FI00131](#)
- [AJEQU00](#)

---

**B0061213****Explanation:**

System bus error.

**Failing Item**

- [AJDG301](#)
- [AJEQU00](#)
- [FI00131](#)

---

**B0061214****Explanation:**

I/O processor card or Licensed Internal Code error.

**Failing Item**

- [FI00131](#)
- [AJEQU00](#)

---

**B0061215****Explanation:**

I/O processor card or Licensed Internal Code error.

**Failing Item**

- [FI00131](#)
- [AJEQU00](#)

---

**B0061301****Explanation:**

I/O processor resource not available.

**Response**

An activation or deactivation failed to get a resource controlled by Licensed Internal Code.

**Failing Item**

- [UJE38](#)
- [AJDGP01](#)
- [AJDG301](#)

---

**B0061302****Explanation:**

Not valid condition in I/O Processor Licensed Internal Code.

**Response**

An error in an activation or deactivation occurred.

**Failing Item**

- [AJDGP01](#)
- [AJDG301](#)
- [FI00131](#)
- [FI00132](#)

---

**B0061303****Explanation:**

I/O processor resource not available.

**Response**

A resource needed to perform a requested function is not available in the Licensed Internal Code.

**Failing Item**

- [IOACNFG](#)
- [AJDGP01](#)
- [AJDG301](#)

---

**B0061304****Explanation:**

Not valid condition in I/O Processor Licensed Internal Code.

**Response:**

The Licensed Internal Code has recovered from an unexpected condition.

**Failing Item**

- [AJDGP01](#)
- [AJDG301](#)
- [FI00131](#)
- [FI00132](#)

---

**B0061305**

**Explanation:**

I/O processor card or Licensed Internal Code error.

**Response**

A microprocessor exception occurred on the I/O processor.

**Failing Item**

- [AJDGP01](#)
- [FI00131](#)
- [FI00132](#)
- [BACKPLN](#)

---

**B0061306**

**Explanation:**

I/O processor card or Licensed Internal Code error.

**Response**

A microprocessor exception occurred on the I/O processor.

**Failing Item**

- [AJDGP01](#)
- [FI00131](#)
- [FI00132](#)
- [BACKPLN](#)

---

**B0061307**

**Explanation:**

I/O processor resource not available.

**Response**

The Licensed Internal Code could not allocate memory resources on the I/O processor card.

**Failing Item**

- [AJDGP01](#)
- [AJDG301](#)
- [IOACNFG](#)
- [FI00132](#)

---

**B0061308**

**Explanation:**

Not valid condition in I/O Processor Licensed Internal Code.

**Response**

The Licensed Internal Code found a condition that should not have occurred.

**Failing Item**

- [AJDGP01](#)
- [AJDG301](#)
- [FI00131](#)

---

**B0061309**

**Explanation:**

I/O processor was not ready for interrupt that occurred.

**Failing Item**

- [AJDGP01](#)
- [FI00131](#)
- [FI00132](#)
- [FI01117](#)

---

**B0061310**

**Explanation:**

I/O processor resource not available.

**Response**

The I/O processor error log is being filled faster than the errors are being reported to the system. Check other errors reported to the system and correct them.

---

**B0061311**

**Explanation:**

System bus error.

**Failing Item**

- [FI00131](#)
- [ANYBUS](#)



- [AJDGP01](#)
- [AJDG301](#)

---

**B0061312****Explanation:**

A permanent I/O processor failure occurred.

**Failing Item**

- [FI00131](#)
- [AJDGP01](#)

---

**B0061313****Explanation:**

System bus error.

**Failing Item**

- [AJDG301](#)
- [AJDGP01](#)
- [FI00131](#)

---

**B0061316****Explanation:**

I/O processor card or Licensed Internal Code error.

**Failing Item**

- [AJDGP01](#)
- [FI00132](#)
- [FI00131](#)

---

**B0061317****Explanation:**

I/O processor card error.

**Response**

Display the Service Action Log entry for this SRC. If the Failing Item indicates IOP, then replace the IOP. If the Failing Item indicates SVCDOCS, then do NOT replace the IOP. This is a recoverable error. Perform the following:

1. If the I/O Processor is not operable and disk units are attached, use Hardware Service Manager to re-IPL the IOP. Other resources attached to the IOP may then need to be Varied On.
2. If disk units are not attached, perform the VRYCFG RESET(\*YES) command to reset the IOP and Vary On attached resources.

**Failing Item**

- [SVCDOCS](#)

---

**B0061318****Explanation:**

I/O processor card error.

**Failing Item**

- [FI00131](#)

---

**B0061403****Explanation:**

Service processor Licensed Internal Code error .

**Response:**

A resource needed to perform a requested function is not available in the Licensed Internal Code.

**Failing Item**

- [AJDGP01](#)
- [SVCPROC](#)

---

**B0061404****Explanation:**

Service processor Licensed Internal Code error .

**Response:**

The Licensed Internal Code has recovered from an unexpected condition.

**Failing Item**

- [AJDGP01](#)
- [SVCPROC](#)

---

**B0061405****Explanation:**

Service processor Licensed Internal Code error .

**Response:**

A recoverable microcode condition occurred on the Service processor.

**Failing Item**

- [AJDGP01](#)
- [SVCPROC](#)

---

**B0061406****Explanation:**

Service processor Licensed Internal Code failed.

**Response:**

A microprocessor exception occurred on the Service processor.

## Failing Item

- [AJDGP01](#)
- [SVCPROC](#)
- [AJDG301](#)

---

### B0061407

#### Explanation:

Service processor Licensed Internal Code failed.

#### Response:

The Licensed Internal Code could not allocate resources on the Service processor.

## Failing Item

- [AJDGP01](#)
- [SVCPROC](#)
- [AJDG301](#)

---

### B0061408

#### Explanation:

Service processor Licensed Internal Code failed.

## Failing Item

- [AJDGP01](#)
- [AJDG301](#)
- [SVCPROC](#)

---

### B0061409

#### Explanation:

Service processor Licensed Internal Code failed.

#### Response:

The Service processor was not ready for an interrupt that occurred.

## Failing Item

- [AJDGP01](#)
- [SVCPROC](#)

---

### B0061A01

#### Explanation:

I/O processor resource not available.

## Response

A deactivation failed to get a resource controlled by Licensed Internal Code.

## Failing Item

- [UJE38](#)
- [FI00130](#)

- [AJDG301](#)

---

### B0061A02

#### Explanation:

Not valid condition in I/O Processor Licensed Internal Code.

## Response

An error in an activation or deactivation occurred.

## Failing Item

- [FI00130](#)
- [FI00131](#)
- [FI00132](#)

---

### B0061A03

#### Explanation:

I/O processor resource not available.

## Response

A resource that is needed to perform a requested function is not available in the Licensed Internal Code.

## Failing Item

- [FI00130](#)
- [AJDG301](#)
- [UJE38](#)

---

### B0061A04

#### Explanation:

Recovered from condition in Licensed Internal Code.

## Response

The Licensed Internal Code has recovered from a condition that was not expected.

## Failing Item

- [FI00130](#)
- [AJDG301](#)
- [FI00131](#)
- [FI00132](#)

---

### B0061A05

#### Explanation:

I/O processor card or Licensed Internal Code error.

## Response

A microprocessor exception occurred on the I/O processor.

### Failing Item

- [FI00130](#)
- [FI00131](#)
- [FI00132](#)

---

#### B0061A06

##### Explanation:

I/O processor card or Licensed Internal Code error.

### Response

A microprocessor exception occurred on the I/O processor.

### Failing Item

- [FI00130](#)
- [FI00131](#)
- [FI00132](#)

---

#### B0061A07

##### Explanation:

I/O processor resource not available.

### Response

The Licensed Internal Code could not allocate memory resources on the I/O processor card.

### Failing Item

- [UJE38](#)
- [FI00132](#)
- [FI00130](#)
- [AJDG301](#)

---

#### B0061A08

##### Explanation:

Not valid condition in I/O Processor Licensed Internal Code.

## (B008) Reference codes

---

#### B0081200

##### Explanation:

Communications controller task ended abnormally; type 1.

### Response

The Licensed Internal Code found a condition that should not have occurred.

### Failing Item

- [FI00130](#)
- [FI00131](#)
- [FI00132](#)

---

#### B0061A09

##### Explanation:

Threshold overflow.

### Response

The I/O processor card has detected a threshold of recoverable error conditions. The errors are either wrong interruptions or memory error corrections. If in communications, the line is still running.

If a large number of these errors occur during a short time, they may be caused by an electrically noisy environment, a defective communications I/O processor card or modem, or a communications I/O processor code problem.

### Failing Item

- [FI00131](#)
- [FI00132](#)
- [FI01117](#)
- [FI00130](#)

---

#### B0061A10

##### Explanation:

Error reported to system.

### Response

The I/O processor error log is being filled faster than the errors are being reported to the system. Check other errors reported to the system and correct them.

---

### Failing Item

- [FI00730](#)

---

#### B0081201

##### Explanation:

Communications controller task ended abnormally;  
type 2.

### Failing Item

- [FI00730](#)

---

#### B0081202

##### Explanation:

Communications controller task ended abnormally;  
type 3.

### Failing Item

- [FI00730](#)

---

#### B0081701

##### Explanation:

Disconnect mode frame received.

### Failing Item

- [UJ0E9](#)

---

#### B0081702

##### Explanation:

Disconnect mode frame received during link activation.

### Failing Item

- [UJ0E3](#)

---

#### B0081703

##### Explanation:

Disconnect mode frame received when transmitting  
information.

### Failing Item

- [UJ0E3](#)
- [FI00730](#)

---

#### B0081704

##### Explanation:

Frame reject type W received.

### Failing Item

- [FI00730](#)
- [UJ0E3](#)

---

#### B0081705

##### Explanation:

Frame reject type X received.

### Failing Item

- [FI00730](#)
- [UJ0E3](#)

---

#### B0081706

##### Explanation:

Frame reject type Y received.

### Failing Item

- [FI00730](#)
- [UJJ35](#)

---

#### B0081707

##### Explanation:

Frame reject type Z received.

### Failing Item

- [FI00730](#)
- [UJ0E3](#)

---

#### B0081708

##### Explanation:

Frame reject type W sent.

### Failing Item

- [UJ0E3](#)
- [FI00730](#)

---

#### B0081709

##### Explanation:

Frame reject type X sent.

### Failing Item

- [UJ0E3](#)
- [FI00730](#)

---

#### B008170A

##### Explanation:

Frame reject type Y sent.

### Failing Item

- [UJJ35](#)
- [UJ0E3](#)

---

#### B008170B

##### Explanation:

Frame reject type Z sent.

### Failing Item

- [FI00730](#)
- [UJOE3](#)

---

#### B008170C

**Explanation:**

Frame retry limit reached.

### Failing Item

- [UJOE9](#)
- [FI00701](#)
- [FI00704](#)
- [UJJ35](#)

---

#### B008170D

**Explanation:**

Set-asynchronous-balance-mode frame received in data mode.

### Failing Item

- [FI00730](#)
- [UJOE3](#)

---

#### B008170E

**Explanation:**

Wrong response received from remote equipment.

### Failing Item

- [UJJ35](#)
- [UJOE3](#)
- [FI00700](#)

---

#### B0082651

**Explanation:**

First call failed, retrying call; no CFI from modem.

### Failing Item

- [UJE34](#)
- [UJJ35](#)
- [FI00704](#)
- [FI00701](#)

---

#### B0082652

**Explanation:**

First call failed, retrying call; CFI AB from modem.

### Failing Item

- [UJOE3](#)

- [FI00704](#)
- [UJA35](#)

---

#### B0082653

**Explanation:**

First call failed, retrying call; CFI DE from modem.

### Failing Item

- [UJOE3](#)
- [FI00704](#)

---

#### B0082654

**Explanation:**

First call failed, retrying call; CFI ET from modem.

### Failing Item

- [UJOE3](#)
- [UJA35](#)

---

#### B0082656

**Explanation:**

First call failed, retrying call; CFI NT from modem.

### Failing Item

- [UJOE3](#)
- [FI00705](#)
- [UJA35](#)

---

#### B0082657

**Explanation:**

First call failed, retrying call; CFI RT from modem.

### Failing Item

- [UJOE3](#)
- [UJA35](#)

---

#### B0082660

**Explanation:**

Call failed, retrying call; Non-standard CFI from modem.

### Failing Item

- [UJOE3](#)
- [FI00704](#)

---

#### B008450A

**Explanation:**

Incorrect command value sent by vertical LIC.

### Failing Item

- [AJDG301](#)

---

#### B0084590

**Explanation:**

Wrong telephone number specified in system configuration.

### Failing Item

- [UJA35](#)
- [FI00751](#)

---

#### B0084592

**Explanation:**

No number specified in controller description.

### Failing Item

- [UJA35](#)
- [FI00751](#)

---

#### B0084594

**Explanation:**

Wrong telephone number specified in system configuration.

### Failing Item

- [UJA35](#)
- [FI00751](#)

---

#### B0085000

**Explanation:**

Wrong command received by communications controller.

### Failing Item

- [FI00751](#)

---

#### B0085002

**Explanation:**

Wrong procedure followed by I/O card Licensed Internal Code.

### Failing Item

- [FI00751](#)

---

#### B0085008

**Explanation:**

Procedure error in vertical Licensed Internal Code.

### Failing Item

- [UJE34](#)

---

#### B0085009

**Explanation:**

Wrong command value received by communications IOP.

### Failing Item

- [FI00751](#)

---

#### B008500B

**Explanation:**

Wrong command value received by communications IOP.

### Failing Item

- [FI00751](#)

---

#### B008500C

**Explanation:**

Wrong command value received by communications IOP.

### Failing Item

- [FI00751](#)

---

#### B008500D

**Explanation:**

Wrong data length received by communications controller.

### Failing Item

- [FI00751](#)
- [UJJ35](#)

---

#### B008500E

**Explanation:**

Wrong command value received by communications IOP.

### Failing Item

- [FI00751](#)

---

#### B008500F

**Explanation:**

Wrong command value received by communications IOP.

## Failing Item

- [FI00751](#)

---

### B0085010

#### Explanation:

Wrong reset option received by communications controller.

## Failing Item

- [FI00751](#)
- [FI00730](#)

---

### B0085011

#### Explanation:

Wrong command value received by communications IOP.

## Failing Item

- [FI00751](#)
- [FI00730](#)

---

### B0085012

#### Explanation:

Wrong session ID received by communications controller.

## Failing Item

- [FI00751](#)
- [FI00730](#)

---

### B0085014

#### Explanation:

Wrong command value received by communications IOP.

## Failing Item

- [FI00751](#)
- [FI00730](#)

---

### B0085015

#### Explanation:

Communications line already in use.

## Failing Item

- [FI00751](#)
- [FI00730](#)

---

### B0085016

#### Explanation:

Wrong command value received by communications IOP.

## Failing Item

- [FI00751](#)
- [FI00730](#)

---

### B0085017

#### Explanation:

Wrong storage value received; communications controller.

## Failing Item

- [FI00751](#)
- [FI00730](#)

---

### B0085018

#### Explanation:

Wrong trace type received by communications controller.

## Failing Item

- [FI00751](#)
- [FI00730](#)

---

### B0085019

#### Explanation:

Wrong trace length received by communications controller.

## Failing Item

- [FI00751](#)
- [FI00730](#)

---

### B008501A

#### Explanation:

Communications controller temporary storage area too small.

## Failing Item

- [FI00751](#)

---

### B008501B

#### Explanation:

Wrong ID length value sent by vertical LIC.

## Failing Item

- [FI00751](#)

---

### B008501C

**Explanation:**

Wrong command value received by communications IOP.

**Failing Item**

- [FI00730](#)

---

**B008501E****Explanation:**

Wrong command value received by communications IOP.

**Failing Item**

- [FI00730](#)

---

**B008501F****Explanation:**

Wrong command value received by communications IOP.

**Failing Item**

- [FI00730](#)

---

**B0085022****Explanation:**

Port already in use.

**Failing Item**

- [FI00751](#)
- [FI00730](#)

---

**B0085023****Explanation:**

Procedure error in vertical Licensed Internal Code.

**Failing Item**

- [FI00751](#)

---

**B0085024****Explanation:**

DTE/DCE role negotiation not valid for leased line.

**Failing Item**

- [FI00751](#)

---

**B00850E0****Explanation:**

Wrong or no external communications cable installed.

**Failing Item**

- [UJJ35](#)
- [FI00701](#)
- [IOA](#)

---

**B00850E1****Explanation:**

Port already in use.

**Failing Item**

- [UJJ35](#)
- [FI00730](#)

---

**B00850E3****Explanation:**

Wrong command value sent by IBM i Operating System licensed program.

**Failing Item**

- [AJDG301](#)
- [UJJ35](#)

---

**B00850E4****Explanation:**

Wrong command value sent by IBM i Operating System licensed program.

**Failing Item**

- [AJDG301](#)

---

**B00850E5****Explanation:**

Wrong adapter type value sent by Vertical LIC.

**Failing Item**

- [FI00751](#)
- [UJJ35](#)

---

**B00850E6****Explanation:**

Wrong slot number value sent by Vertical LIC.

**Failing Item**

- [FI00751](#)
- [UJJ35](#)

---

**B00850E7****Explanation:**

Incorrect command value sent by vertical LIC.



### Failing Item

- [UJJ35](#)
- [FI00751](#)

---

#### B00850E8

**Explanation:**

Wrong command value sent by IBM i Operating System licensed program.

### Failing Item

- [AJDG301](#)

---

#### B00850E9

**Explanation:**

Wrong command value sent by IBM i Operating System licensed program.

### Failing Item

- [AJDG301](#)

---

#### B00850EC

**Explanation:**

Wrong command value sent by IBM i Operating System licensed program.

### Failing Item

- [AJDG301](#)

---

#### B00850ED

**Explanation:**

Wrong command value sent by IBM i Operating System licensed program.

### Failing Item

- [AJDG301](#)

---

#### B00850EE

**Explanation:**

Wrong command value sent by IBM i Operating System licensed program.

### Failing Item

- [AJDG301](#)

---

#### B00850F1

**Explanation:**

Communications adapter card not installed.

### Failing Item

- [AJDG301](#)

- [UJJ35](#)

- [IOA](#)

---

#### B00850F2

**Explanation:**

V.25 adapter not installed.

### Failing Item

- [UJJ35](#)

- [FI00702](#)

- [IOA](#)

---

#### B00850F5

**Explanation:**

Network uncontrolled-not-ready warning; information only.

### Failing Item

- [UJE34](#)

---

#### B00850F6

**Explanation:**

Network controlled-not-ready warning; information only.

### Failing Item

- [UJE34](#)

---

#### B00850F7

**Explanation:**

Data-set-ready changed to not active; for information only.

### Failing Item

- [UJE34](#)

---

#### B0085203

**Explanation:**

I/O card Licensed Internal Code resource not available.

### Failing Item

- [FI00730](#)

---

#### B0085206

**Explanation:**

Communications controller storage not available.

### Failing Item

- [FI00730](#)

---

**B00852E0****Explanation:**

Incorrect command used by I/O card Licensed Internal Code.

**Failing Item**

- [FI00730](#)

---

**B00852E1****Explanation:**

Wrong procedure followed by I/O card Licensed Internal Code.

**Failing Item**

- [FI00730](#)

---

**B00852E2****Explanation:**

I/O card Licensed Internal Code resource not available.

**Failing Item**

- [FI00730](#)
- [UJJ35](#)

---

**B00852E3****Explanation:**

Wrong response sent by I/O card Licensed Internal Code.

**Failing Item**

- [FI00730](#)

---

**B00852E4****Explanation:**

Wrong command value sent by IBM i Operating System licensed program.

**Failing Item**

- [AJDG301](#)

---

**B00852E5****Explanation:**

Wrong command value received by communications IOP.

**Failing Item**

- [FI00730](#)

---

**B00852E7****Explanation:**

X.21 network not in the ready or receive-data state.

**Failing Item**

- [FI00704](#)
- [IOA](#)
- [FI00701](#)

---

**B00852E8****Explanation:**

Error when releasing communications controller storage.

**Failing Item**

- [FI00730](#)

---

**B00852E9****Explanation:**

Error when assigning communications controller storage.

**Failing Item**

- [FI00730](#)

---

**B00852EA****Explanation:**

I/O card Licensed Internal Code error.

**Failing Item**

- [FI00730](#)

---

**B0085301****Explanation:**

Adapter card receive error.

**Failing Item**

- [IOA](#)

---

**B0085302****Explanation:**

Adapter card transmit error.

**Failing Item**

- [IOA](#)

---

**B0085401****Explanation:**

Communications IOP interrupt not expected.

## Failing Item

- [IOA](#)

---

### B0085410

**Explanation:**

Data-set-ready error on modem interface.

## Failing Item

- [FI00704](#)
- [FI00702](#)
- [IOA](#)

---

### B0085472

**Explanation:**

Data-line-occupied initially 'on' error.

## Failing Item

- [FI00702](#)
- [FI00703](#)
- [UJ0E3](#)
- [IOA](#)

---

### B0085474

**Explanation:**

Automatic call unit has data-line-occupied error.

## Failing Item

- [FI00702](#)
- [FI00703](#)
- [UJ0E3](#)
- [IOA](#)

---

### B0085476

**Explanation:**

Automatic call unit has present-next-digit error.

## Failing Item

- [FI00703](#)
- [FI00702](#)
- [IOA](#)

---

### B00854E1

**Explanation:**

Port not operational.

## Failing Item

- [IOA](#)
- [UJJ35](#)

---

### B0085600

**Explanation:**

Clear-to-send off; error limit per 256 reached.

## Failing Item

- [FI00704](#)

---

### B0085601

**Explanation:**

Data-set-ready state changed; error limit per 256 reached.

## Failing Item

- [FI00704](#)

---

### B0085602

**Explanation:**

Clear-to-send state changed; error limit per 256 reached.

## Failing Item

- [FI00704](#)

---

### B0085603

**Explanation:**

Carrier-detect state changed; error limit per 256 reached.

## Failing Item

- [FI00701](#)
- [FI00704](#)
- [FI00705](#)
- [UJ0E3](#)

---

### B008560B

**Explanation:**

Data-set-ready error; error limit per 256 reached.

## Failing Item

- [FI00701](#)
- [FI00704](#)
- [UJ0E3](#)
- [FI00705](#)

---

### B0085630

**Explanation:**

Automatic call unit has distant-station-connected error.

### Failing Item

- [FI00700](#)
- [UJ0E3](#)
- [UJJ35](#)
- [FI00701](#)
- [IOA](#)

---

#### B0085632

**Explanation:**

Automatic call unit has data-set-ready error.

### Failing Item

- [FI00700](#)
- [UJJ35](#)
- [UJA35](#)
- [FI00703](#)
- [FI00701](#)
- [IOA](#)
- [UJ0E3](#)

---

#### B0085651

**Explanation:**

Call failed, no Call Failure Indication from modem.

### Failing Item

- [UJE34](#)
- [UJJ35](#)
- [FI00704](#)
- [FI00701](#)

---

#### B00856E8

**Explanation:**

Clear-to-send not active on modem interface.

### Failing Item

- [UJ0E3](#)
- [FI00704](#)
- [UJJ35](#)
- [FI00701](#)
- [IOA](#)

---

#### B00856E9

**Explanation:**

Clear-to-send signal failed to drop on modem interface.

### Failing Item

- [FI00704](#)
- [IOA](#)
- [FI00701](#)
- [AJDG301](#)

---

#### B00856EA

**Explanation:**

Clear-to-send signal dropped on modem interface.

### Failing Item

- [UJ0E3](#)
- [FI00704](#)
- [UJJ35](#)
- [IOA](#)
- [FI00701](#)

---

#### B00856EB

**Explanation:**

Carrier-detect dropped on modem interface.

### Failing Item

- [FI00701](#)
- [FI00704](#)
- [FI00705](#)
- [UJ0E3](#)
- [IOA](#)

---

#### B00856EC

**Explanation:**

Data-set-ready signal turn-off time-out.

### Failing Item

- [FI00704](#)
- [UJJ35](#)
- [FI00701](#)
- [IOA](#)

---

#### B00856ED

**Explanation:**

Data-set-ready signal turn-on time-out.

### Failing Item

- [FI00704](#)
- [IOA](#)
- [FI00701](#)
- [AJDG301](#)

---

**B00856F1****Explanation:**

Data-set-ready dropped on modem interface.

**Failing Item**

- [FI00704](#)
- [FI00705](#)
- [UJ0E3](#)
- [FI00701](#)
- [IOA](#)

---

**B0085718****Explanation:**

SABM response or UA command received.

**Failing Item**

- [UJJ35](#)
- [UJ0E3](#)

---

**B0085719****Explanation:**

Protocol mismatch during link initialization.

**Failing Item**

- [UJA35](#)
- [FI00700](#)
- [UJ0E3](#)

---

**B0085721****Explanation:**

Could not send frame to remote equipment; local problem.

**Failing Item**

- [FI00704](#)
- [AJDG301](#)
- [FI00701](#)
- [IOA](#)

---

**B00857E0****Explanation:**

Frame check error; error limit per 256 reached.

**Failing Item**

- [UJ0E3](#)
- [FI00705](#)
- [FI00704](#)

---

**B00857E1****Explanation:**

Overrun error; error limit per 256 reached.

**Failing Item**

- [UJJ35](#)
- [FI00751](#)

---

**B00857E2****Explanation:**

Short frame error; error limit per 256 reached.

**Failing Item**

- [FI00700](#)
- [FI00751](#)
- [FI00705](#)
- [FI00704](#)
- [UJ0E3](#)

---

**B00857E3****Explanation:**

Abnormal end received; error limit per 256 reached.

**Failing Item**

- [FI00751](#)
- [FI00700](#)
- [FI00705](#)
- [FI00704](#)
- [UJ0E3](#)

---

**B00857E4****Explanation:**

Underrun threshold error; limit per 256 reached.

**Failing Item**

- [IOA](#)

---

**B00857E5****Explanation:**

Long frame; error limit per 256 reached.

**Failing Item**

- [UJJ35](#)
- [FI00751](#)
- [FI00700](#)

---

**B00857F0****Explanation:**

Send sequence counter error; error limit per 256 reached.

### Failing Item

- [FI00751](#)
- [FI00701](#)
- [FI00704](#)
- [UJOE3](#)

---

#### B00857F1

#### Explanation:

Receive sequence counter error; error limit per 256 reached.

### Failing Item

- [FI00751](#)
- [FI00700](#)

---

#### B00857F2

#### Explanation:

Response time-out error; error limit per 256 reached.

### Failing Item

- [FI00700](#)
- [UJOE3](#)
- [FI00751](#)
- [FI00704](#)
- [UJJ35](#)
- [FI00705](#)
- [AJDG301](#)

---

#### B0085886

#### Explanation:

Automatic call unit switched link time-out; no answer.

### Failing Item

- [FI00703](#)
- [IOA](#)
- [FI00702](#)
- [UJOE3](#)

---

#### B0085E01

#### Explanation:

Call error; incoming call received during outgoing call.

### Failing Item

- [UJOE3](#)

---

#### B0086320

#### Explanation:

Automatic call unit has abandon-call attempt.

### Failing Item

- [FI00700](#)
- [UJA35](#)
- [FI00703](#)
- [IOA](#)
- [FI00702](#)

---

#### B0086322

#### Explanation:

Abandon call retry error; incorrect number length.

### Failing Item

- [UJA35](#)
- [FI00703](#)

---

#### B0086870

#### Explanation:

Automatic call unit power turned off.

### Failing Item

- [FI00703](#)
- [FI00702](#)
- [IOA](#)

---

#### B0088011

#### Explanation:

IOP Activation failed.

#### Response:

The MDMCOUNTRYID parameter in Network Attributes is not set. Use the CHGNETA command to set MDMCOUNTRYID.

### Failing Item

- [UJE34](#)

---

#### B0088013

#### Explanation:

IOP Activation failed.

#### Response:

The MDMCOUNTRYID parameter in Network Attributes is not valid for this adapter. Use the CHGNETA command to change the MDMCOUNTRYID value.

### Failing Item

- [UJE34](#)

---

#### B0088020

**Explanation:**

User suspected communications problem.

**B008DA00****Explanation:**

The I/O card LIC detected an internal error.

**Failing Item**

- [FI00730](#)

**B008DA01****Explanation:**

The I/O card LIC detected an internal error.

## (B009) Reference codes

**B009A000****Explanation:**

Input value error in I/O card Licensed Internal Code.

**Failing Item**

- [FI00730](#)

**B009A001****Explanation:**

Input value error in I/O card Licensed Internal Code.

**Failing Item**

- [FI00730](#)
- [AJDG301](#)

**B009A002****Explanation:**

Input value error in I/O card Licensed Internal Code.

**Failing Item**

- [FI00730](#)

**B009A003****Explanation:**

Procedure error in I/O card Licensed Internal Code.

**Failing Item**

- [FI00730](#)

**B009A009****Explanation:**

Input value error in I/O card Licensed Internal Code.

**Failing Item**

- [FI00730](#)
- [IOA](#)

**B008FFFF****Explanation:**

User suspected communications problem.

**Failing Item**

- [USER](#)

**Failing Item**

- [AJDG301](#)

**B009A00A****Explanation:**

Input value error in I/O card Licensed Internal Code.

**Failing Item**

- [AJDG301](#)

**B009A013****Explanation:**

Wrong configuration data given to Ethernet controller.

**Failing Item**

- [AJDG301](#)
- [UJE35](#)

**B009A01B****Explanation:**

Input value error in I/O card Licensed Internal Code.

**Failing Item**

- [AJDG301](#)

**B009A01C****Explanation:**

Input value error in I/O card Licensed Internal Code.

**Failing Item**

- [AJDG301](#)

**B009A01D****Explanation:**

Input value error in I/O card Licensed Internal Code.

### Failing Item

- [AJDG301](#)

---

#### B009A01F

#### Explanation:

Input value error in I/O card Licensed Internal Code.

### Failing Item

- [FI00730](#)
- [AJDG301](#)

---

#### B009A020

#### Explanation:

Input value error in I/O card Licensed Internal Code.

### Failing Item

- [FI00730](#)

---

#### B009A022

#### Explanation:

Input value error in I/O card Licensed Internal Code.

### Failing Item

- [AJDG301](#)

---

#### B009A023

#### Explanation:

Input value error in I/O card Licensed Internal Code.

### Failing Item

- [AJDG301](#)

---

#### B009A024

#### Explanation:

Input value error in I/O card Licensed Internal Code.

### Failing Item

- [AJDG301](#)

---

#### B009A027

#### Explanation:

Input value error in I/O card Licensed Internal Code.

### Failing Item

- [FI00730](#)

---

#### B009A028

#### Explanation:

Input value error in I/O card Licensed Internal Code.

### Failing Item

- [FI00730](#)
- [AJDG301](#)

---

#### B009A02A

#### Explanation:

Input value error in I/O card Licensed Internal Code.

### Failing Item

- [FI00730](#)

---

#### B009A02B

#### Explanation:

Input value error in I/O card Licensed Internal Code.

### Failing Item

- [AJDG301](#)

---

#### B009A02C

#### Explanation:

Input value error in I/O card Licensed Internal Code.

### Failing Item

- [AJDG301](#)

---

#### B009A02D

#### Explanation:

Input value error in I/O card Licensed Internal Code.

### Failing Item

- [AJDG301](#)

---

#### B009A201

#### Explanation:

Ethernet controller storage not available.

### Failing Item

- [FI00730](#)

---

#### B009A203

#### Explanation:

Input value error in I/O card Licensed Internal Code.

### Failing Item

- [AJDG301](#)

---

#### B009A204

#### Explanation:

Input value error in I/O card Licensed Internal Code.



### Failing Item

- [AJDG301](#)

---

#### B009A205

**Explanation:**

I/O card Licensed Internal Code received incorrect response.

### Failing Item

- [FI00730](#)

---

#### B009A206

**Explanation:**

Input value error in I/O card Licensed Internal Code.

### Failing Item

- [AJDG301](#)

---

#### B009A208

**Explanation:**

Input value error in I/O card Licensed Internal Code.

### Failing Item

- [AJDG301](#)

---

#### B009A209

**Explanation:**

Input value error in I/O card Licensed Internal Code.

### Failing Item

- [AJDG301](#)

---

#### B009A20A

**Explanation:**

Input value error in I/O card Licensed Internal Code.

### Failing Item

- [AJDG301](#)

---

#### B009A20B

**Explanation:**

Input value error in I/O card Licensed Internal Code.

### Failing Item

- [AJDG301](#)

---

#### B009A20C

**Explanation:**

Input value error in I/O card Licensed Internal Code.

### Failing Item

- [FI00730](#)

- [AJDG301](#)

---

#### B009A213

**Explanation:**

Serious error detected by I/O card Licensed Internal Code.

### Failing Item

- [FI00730](#)

---

#### B009A214

**Explanation:**

Serious error detected by I/O card Licensed Internal Code.

### Failing Item

- [FI00730](#)

---

#### B009A404

**Explanation:**

Ethernet adapter card error.

### Failing Item

- [IOA](#)

- [UJE40](#)

---

#### B009A40B

**Explanation:**

Ethernet adapter card error.

### Failing Item

- [IOA](#)

---

#### B009A42A

**Explanation:**

User suspected communications problem.

**Response:**

Full DUPLEX is not supported on this media type.

### Failing Item

- [USER](#)

---

#### B009A42B

**Explanation:**

Configuration of DUPLEX parameter not supported by network.

## Failing Item

- [UJE35](#)
- [UJE40](#)

---

### B009A6C0

**Explanation:**

Ethernet adapter card error.

## Failing Item

- [UJE39](#)

---

### B009A6C1

**Explanation:**

Input value error in I/O card Licensed Internal Code.

## Failing Item

- [AJDG301](#)

---

### B009A6C2

**Explanation:**

Ethernet adapter card error.

## Failing Item

- [IOA](#)

---

### B009A6C5

**Explanation:**

Ethernet adapter card error.

## Failing Item

- [IOA](#)

---

### B009A6D1

**Explanation:**

Ethernet adapter card error.

## Failing Item

- [FI00720](#)
- [FI00722](#)

---

### B009A6D2

**Explanation:**

Ethernet adapter card error.

## Failing Item

- [IOA](#)

---

### B009A6D3

**Explanation:**

Ethernet adapter card error.

## Response

Verify that the signal quality error switch in the transceiver that the Ethernet is attached to is set to active.

## Failing Item

- [FI00720](#)
- [FI00722](#)
- [IOA](#)

---

### B009A6D4

**Explanation:**

Procedure error in I/O card Licensed Internal Code.

## Failing Item

- [AJDG301](#)

---

### B009A6D5

**Explanation:**

Wrong configuration data given to Ethernet controller.

## Failing Item

- [AJDG301](#)

---

### B009A6D6

**Explanation:**

Wrong configuration data given to Ethernet controller.

## Failing Item

- [AJDG301](#)

---

### B009A6D7

**Explanation:**

Wrong configuration data given to Ethernet controller.

## Failing Item

- [AJDG301](#)

---

### B009A6D8

**Explanation:**

Wrong configuration data given to Ethernet controller.

## Failing Item

- [AJDG301](#)

---

### B009A6D9

**Explanation:**

Ethernet adapter card error.

## Failing Item

- [IOA](#)
- [FI00722](#)
- [FI00720](#)

---

### B009A6E1

**Explanation:**  
Ethernet adapter card error.

## Failing Item

- [FI00730](#)

---

### B009A6E2

**Explanation:**  
Ethernet adapter card error.

## Failing Item

- [IOA](#)

---

### B009A6E3

**Explanation:**  
Ethernet transceiver error.

## Failing Item

- [UJE40](#)
- [FI00722](#)
- [UJE35](#)
- [IOA](#)

---

### B009A6E6

**Explanation:**  
Ethernet transceiver error.

## Failing Item

- [IOA](#)

---

### B009A6E7

**Explanation:**  
Ethernet adapter card error.

## Failing Item

- [IOA](#)

---

### B009A6E8

**Explanation:**  
Ethernet adapter card error.

## Failing Item

- [IOA](#)

---

### B009A6E9

**Explanation:**  
Ethernet adapter card error.

## Failing Item

- [UJE40](#)
- [UJE35](#)

---

### B009A6F1

**Explanation:**  
User suspected communications problem.

**Response:**  
There are two cables attached to the adapter and only one is allowed. Remove one cable and vary off and then vary back on the resource.

## Failing Item

- [FI00722](#)

---

### B009A6F2

**Explanation:**  
Configured line speed not supported by network. .

## Failing Item

- [UJE35](#)

---

### B009A6F3

**Explanation:**  
Configuration of DUPLEX parameter not supported by network.

## Failing Item

- [UJE35](#)

---

### B009A6F4

**Explanation:**  
Unable to establish a network link.

## Failing Item

- [UJE35](#)
- [FI00722](#)
- [UJE40](#)
- [IOA](#)

---

### B009A801

**Explanation:**  
Input value error in I/O card Licensed Internal Code.

### Failing Item

- [AJDG301](#)

---

#### B009A805

**Explanation:**

Input value error in I/O card Licensed Internal Code.

### Failing Item

- [AJDG301](#)

---

#### B009A806

**Explanation:**

Input value error in I/O card Licensed Internal Code.

### Failing Item

- [AJDG301](#)
- [UJE35](#)

---

#### B009A808

**Explanation:**

Input value error in I/O card Licensed Internal Code.

### Failing Item

- [AJDG301](#)
- [UJE36](#)

---

#### B009A809

**Explanation:**

Input value error in I/O card Licensed Internal Code.

### Failing Item

- [AJDG301](#)

---

#### B009A80A

**Explanation:**

Input value error in I/O card Licensed Internal Code.

### Failing Item

- [AJDG301](#)

---

#### B009A80B

**Explanation:**

Input value error in I/O card Licensed Internal Code.

### Failing Item

- [AJDG301](#)
- [UJE36](#)

---

#### B009A80C

**Explanation:**

Input value error in I/O card Licensed Internal Code.

### Failing Item

- [AJDG301](#)

---

#### B009A80D

**Explanation:**

Input value error in I/O card Licensed Internal Code.

### Failing Item

- [AJDG301](#)

---

#### B009A80E

**Explanation:**

Input value error in I/O card Licensed Internal Code.

### Failing Item

- [AJDG301](#)

---

#### B009A80F

**Explanation:**

Input value error in I/O card Licensed Internal Code.

### Failing Item

- [AJDG301](#)

---

#### B009A810

**Explanation:**

Procedure error in vertical Licensed Internal Code.

### Failing Item

- [AJDG301](#)
- [FI00730](#)

---

#### B009A811

**Explanation:**

Procedure error in vertical Licensed Internal Code.

### Failing Item

- [AJDG301](#)

---

#### B009A812

**Explanation:**

Procedure error in vertical Licensed Internal Code.

### Failing Item

- [AJDG301](#)

---

#### B009A815

**Explanation:**

Procedure error in vertical Licensed Internal Code.

### Failing Item

- [AJDG301](#)

---

#### B009A816

##### Explanation:

Input value error in I/O card Licensed Internal Code.

### Failing Item

- [AJDG301](#)

---

#### B009A817

##### Explanation:

Input value error in I/O card Licensed Internal Code.

### Failing Item

- [AJDG301](#)

---

#### B009A818

##### Explanation:

Output value error in vertical Licensed Internal Code.

### Failing Item

- [AJDG301](#)

---

#### B009A819

##### Explanation:

Input value error in I/O card Licensed Internal Code.

### Failing Item

- [FI00730](#)

---

#### B009A81A

##### Explanation:

Procedure error in vertical Licensed Internal Code.

### Failing Item

- [FI00730](#)
- [AJDG301](#)

---

#### B009A81B

##### Explanation:

Procedure error in vertical Licensed Internal Code.

### Failing Item

- [AJDG301](#)
- [FI00730](#)

---

#### B009A81C

##### Explanation:

Output value error in vertical Licensed Internal Code.

### Failing Item

- [FI00730](#)

---

#### B009A81E

##### Explanation:

Output value error in vertical Licensed Internal Code.

### Failing Item

- [AJDG301](#)

---

#### B009A81F

##### Explanation:

Procedure error in vertical Licensed Internal Code.

### Failing Item

- [FI00730](#)

---

#### B009A822

##### Explanation:

Input value error in I/O card Licensed Internal Code.

### Failing Item

- [AJDG301](#)

---

#### B009A824

##### Explanation:

Input value error in I/O card Licensed Internal Code.

### Failing Item

- [AJDG301](#)

---

#### B009A826

##### Explanation:

Procedure error in vertical Licensed Internal Code.

### Failing Item

- [AJDG301](#)
- [FI00730](#)

---

#### B009A827

##### Explanation:

Procedure error in vertical Licensed Internal Code.

### Failing Item

- [AJDG301](#)
- [FI00730](#)

---

**B009A829****Explanation:**

Output value error in vertical Licensed Internal Code.

**Failing Item**

- [AJDG301](#)

---

**B009A82A****Explanation:**

Procedure error in vertical Licensed Internal Code.

**Failing Item**

- [AJDG301](#)

---

**B009A82D****Explanation:**

Output value error in vertical Licensed Internal Code.

**Failing Item**

- [AJDG301](#)

---

**B009A82F****Explanation:**

Output value error in vertical Licensed Internal Code.

**Failing Item**

- [AJDG301](#)

---

**B009A830****Explanation:**

Procedure error in I/O card Licensed Internal Code.

**Failing Item**

- [FI00730](#)

---

**B009A831****Explanation:**

Procedure error in vertical Licensed Internal Code.

**Failing Item**

- [AJDG301](#)
- [FI00730](#)

---

**B009A832****Explanation:**

Output value error in vertical Licensed Internal Code.

**Failing Item**

- [AJDG301](#)

---

**B009A833****Explanation:**

Output value error in vertical Licensed Internal Code.

**Failing Item**

- [AJDG301](#)
- [FI00730](#)

---

**B009A834****Explanation:**

Output value error in vertical Licensed Internal Code.

**Failing Item**

- [AJDG301](#)

---

**B009A836****Explanation:**

Procedure error in vertical Licensed Internal Code.

**Failing Item**

- [FI00730](#)

---

**B009A838****Explanation:**

Procedure error in vertical Licensed Internal Code.

**Failing Item**

- [AJDG301](#)

---

**B009A839****Explanation:**

Procedure error in vertical Licensed Internal Code.

**Failing Item**

- [AJDG301](#)
- [FI00730](#)

---

**B009A83B****Explanation:**

Procedure error in vertical Licensed Internal Code.

**Failing Item**

- [AJDG301](#)
- [FI00730](#)

---

**B009A840****Explanation:**

Procedure error in vertical Licensed Internal Code.

### Failing Item

- [AJDG301](#)
- [FI00730](#)

---

#### B009A842

**Explanation:**

Procedure error in vertical Licensed Internal Code.

### Failing Item

- [AJDG301](#)
- [FI00730](#)

---

#### B009A844

**Explanation:**

Output value error in vertical Licensed Internal Code.

### Failing Item

- [AJDG301](#)

---

#### B009AA06

**Explanation:**

Output value error in vertical Licensed Internal Code.

### Failing Item

- [AJDG301](#)

---

#### B009AA07

**Explanation:**

Output value error in vertical Licensed Internal Code.

### Failing Item

- [AJDG301](#)

---

#### B009AA11

**Explanation:**

Number of stations greater than allowed in configuration.

### Failing Item

- [UJE35](#)
- [AJDG301](#)

---

#### B009AA12

**Explanation:**

Not enough storage to process adapter command.

### Failing Item

- [AJDG301](#)

---

#### B009AA15

**Explanation:**

Procedure error in I/O card Licensed Internal Code.

### Failing Item

- [AJDG301](#)
- [FI00730](#)

---

#### B009ACD0

**Explanation:**

Input value error in I/O card Licensed Internal Code.

### Failing Item

- [AJDG301](#)

---

#### B009ACD1

**Explanation:**

Input value error in I/O card Licensed Internal Code.

### Failing Item

- [AJDG301](#)

---

#### B009ACD4

**Explanation:**

Input value error in I/O card Licensed Internal Code.

### Failing Item

- [AJDG301](#)

---

#### B009ACD5

**Explanation:**

Input value error in I/O card Licensed Internal Code.

### Failing Item

- [AJDG301](#)

---

#### B009ACD6

**Explanation:**

Input value error in I/O card Licensed Internal Code.

### Failing Item

- [AJDG301](#)

---

#### B009ACD7

**Explanation:**

Input value error in I/O card Licensed Internal Code.

### Failing Item

- [AJDG301](#)

---

#### B009ACD8

**Explanation:**

Input value error in I/O card Licensed Internal Code.

**Failing Item**

- [AJDG301](#)

**B009AF0A****Explanation:**

Procedure error in vertical Licensed Internal Code.

**Failing Item**

- [AJDG301](#)
- [FI00730](#)

**B009AF0B**

## (B010) Reference codes

**B0102651****Explanation:**

First call failed, retrying call; no CFI from modem.

**Response**

The remote answer timer expired without the server detecting either the rise of DSR or a Call Failure Indication from the modem. The system is trying the call again, up to the value of the Dial retry parameter of the controller description.

**Failing Item**

- [UJE34](#)
- [UJA34](#)
- [FI00704](#)
- [FI00701](#)

**B0102652****Explanation:**

First call failed, retrying call; CFI AB from modem.

**Response:**

After dialing the server detected a Call Failure INDICATION AB from the modem. The system is trying the call again, up to the face value of the Dial retry parameter of the controller description. CFI AB is sent from the modem if the modems abort timer expires after answer tone was detected and before the modem is ready for data transfer.

**Failing Item**

- [UJ0E3](#)
- [FI00704](#)

**Explanation:**

Procedure error in vertical Licensed Internal Code.

**Failing Item**

- [AJDG301](#)
- [FI00730](#)

**B009FFFF****Explanation:**

User suspected communications problem.

**Failing Item**

- [USER](#)

- [UJA35](#)

**B0102653****Explanation:**

First call failed, retrying call; CFI DE from modem.

**Response:**

After dialing the server detected a Call Failure Indication DE from the modem. The system is trying the call again, up to the value of the Dial retry parameter of the controller description. CFI DE is sent from the modem if the modem failed to detect dial tone when expected or detected dial tone when another tone was expected. This can occur if the telephone cable is not plugged into the back of the modem.

**Failing Item**

- [UJ0E3](#)
- [FI00704](#)

**B0102654****Explanation:**

First call failed, retrying call; CFI ET from modem.

**Response:**

After dialing the server detected a Call Failure Indication ET from the modem. The system is trying the call again, up to the value of the Dial retry parameter of the controller description. CFI ET is sent from the modem if the modem detects a busy signal (engaged tone).

**Failing Item**

- [UJ0E3](#)
- [UJA35](#)



---

**B0102656****Explanation:**

First call failed, retrying call; CFI NT from modem.

**Response:**

After dialing the server detected a Call Failure Indication NT from the modem. The system is trying the call again, up to the value of the Dial retry parameter of the controller description. CFI NT is sent from the modem if the modems abort timer expires without detecting answer tone, is not detecting ring back, and had detected the expected dial tones. This situation could result from a person answering the telephone.

**Failing Item**

- [UJ0E3](#)
- [FI00705](#)
- [UJA35](#)

---

**B0102657****Explanation:**

First call failed, retrying call; CFI RT from modem.

**Response:**

After dialing the server detected a Call Failure Indication RT from the modem. The system is trying the call again, up to the value of the Dial retry parameter of the controller description. CFI RT is sent from the modem if the modem does not detect the remote answer when the abort timer expired, the modem is still detecting ring back. This response is also sent if the modem ends a call because the ring counter reached its limit.

**Failing Item**

- [UJ0E3](#)
- [UJA35](#)

---

**B0102660****Explanation:**

Call failed, retrying call; Non-standard CFI from modem.

**Response:**

After dialing the server detected a Call Failure Indication from the modem that was not recognized. The system is trying the call again, up to the value of the Dial retry parameter of the controller description.

**Failing Item**

- [UJ0E3](#)
- [FI00704](#)

---

**B0104594****Explanation:**

Wrong telephone number specified in system configuration.

**Failing Item**

- [UJA35](#)
- [AJDG301](#)

---

**B0105000****Explanation:**

Wrong command sent by vertical Licensed Internal Code.

**Failing Item**

- [AJDG301](#)

---

**B0105001****Explanation:**

Procedure error in vertical Licensed Internal Code.

**Failing Item**

- [AJDG301](#)

---

**B0105002****Explanation:**

Procedure error in vertical Licensed Internal Code.

**Response:**

Procedure error in machine instructions.

**Failing Item**

- [UJE34](#)
- [AJDG301](#)

---

**B0105003****Explanation:**

Procedure error in vertical Licensed Internal Code.

**Failing Item**

- [AJDG301](#)
- [UJA34](#)

---

**B0105004****Explanation:**

Incorrect command value sent by vertical LIC.

**Failing Item**

- [AJDG301](#)

---

**B0105005**

**Explanation:**  
Procedure error in vertical Licensed Internal Code.

**Failing Item**

- [AJDG301](#)

---

**B0105006**

**Explanation:**  
Procedure error in vertical Licensed Internal Code.

**Failing Item**

- [AJDG301](#)

---

**B0105007**

**Explanation:**  
Procedure error in vertical Licensed Internal Code.

**Failing Item**

- [AJDG301](#)
- [UJA34](#)

---

**B0105009**

**Explanation:**  
Incorrect command value sent by vertical LIC.

**Failing Item**

- [AJDG301](#)

---

**B010500A**

**Explanation:**  
Procedure error in vertical Licensed Internal Code.

**Failing Item**

- [AJDG301](#)

---

**B010500B**

**Explanation:**  
Incorrect command value sent by vertical LIC.

**Failing Item**

- [AJDG301](#)

---

**B010500C**

**Explanation:**  
Incorrect command value sent by vertical LIC.

**Failing Item**

- [AJDG301](#)

---

**B010500D**

**Explanation:**  
Incorrect command value sent by vertical LIC.

**Failing Item**

- [AJDG301](#)
- [UJA34](#)

---

**B010500E**

**Explanation:**  
Incorrect command value sent by vertical LIC.

**Failing Item**

- [AJDG301](#)

---

**B010500F**

**Explanation:**  
Incorrect command value sent by vertical LIC.

**Failing Item**

- [AJDG301](#)

---

**B0105010**

**Explanation:**  
Incorrect command value sent by vertical LIC.

**Failing Item**

- [AJDG301](#)

---

**B0105011**

**Explanation:**  
Incorrect command value sent by vertical LIC.

**Failing Item**

- [AJDG301](#)

---

**B0105012**

**Explanation:**  
Incorrect command value sent by vertical LIC.

**Failing Item**

- [AJDG301](#)

---

**B0105013**

**Explanation:**  
Incorrect command value sent by vertical LIC.

**Failing Item**

- [AJDG301](#)

---

**B0105014**

**Explanation:**  
Incorrect command value sent by vertical LIC.

### Failing Item

- [AJDG301](#)

---

#### B0105015

**Explanation:**  
Procedure error in vertical Licensed Internal Code.

### Failing Item

- [AJDG301](#)

---

#### B0105016

**Explanation:**  
Incorrect command value sent by vertical LIC.

### Failing Item

- [AJDG301](#)

---

#### B0105017

**Explanation:**  
Incorrect command value sent by vertical LIC.

### Failing Item

- [AJDG301](#)

---

#### B0105018

**Explanation:**  
Incorrect command value sent by vertical LIC.

### Failing Item

- [AJDG301](#)

---

#### B0105019

**Explanation:**  
Incorrect command value sent by vertical LIC.

### Failing Item

- [AJDG301](#)

---

#### B010501A

**Explanation:**  
Vertical LIC did not request enough storage.

### Failing Item

- [AJDG301](#)

---

#### B010501C

**Explanation:**

Command value error in I/O card Licensed Internal Code.

### Failing Item

- [FI00730](#)

---

#### B010501D

**Explanation:**  
Clear-to-send not active to allow data to be sent.

### Failing Item

- [FI00704](#)
- [AJDG301](#)
- [FI00701](#)
- [FI00730](#)
- [FI00719](#)

---

#### B010501E

**Explanation:**  
Command value error in I/O card Licensed Internal Code.

### Failing Item

- [FI00730](#)

---

#### B010501F

**Explanation:**  
Command value error in I/O card Licensed Internal Code.

### Failing Item

- [FI00730](#)

---

#### B0105022

**Explanation:**  
Procedure error in vertical Licensed Internal Code.

### Failing Item

- [AJDG301](#)

---

#### B0105023

**Explanation:**  
Procedure error in vertical Licensed Internal Code.

### Failing Item

- [AJDG301](#)
- [UJA34](#)

---

#### B0105024

**Explanation:**

Vertical LIC sent commands in wrong order.

### Failing Item

- [AJDG301](#)
- [FI00730](#)

---

#### B0105025

##### Explanation:

Vertical LIC sent commands in wrong order.

### Failing Item

- [AJDG301](#)
- [FI00730](#)

---

#### B01050E0

##### Explanation:

Wrong or no external communications cable installed.

### Failing Item

- [UJA34](#)
- [FI00701](#)
- [FI00719](#)

---

#### B01050E1

##### Explanation:

Communications line already in use.

### Failing Item

- [AJDG301](#)
- [UJA34](#)

---

#### B01050E3

##### Explanation:

Wrong command value sent by IBM i Operating System licensed program.

### Failing Item

- [AJDG301](#)
- [UJA34](#)

---

#### B01050E4

##### Explanation:

Wrong command value sent by IBM i Operating System licensed program.

### Failing Item

- [AJDG301](#)
- [UJA34](#)

---

#### B01050E5

##### Explanation:

Incorrect command value sent by vertical LIC.

### Failing Item

- [AJDG301](#)
- [UJA34](#)

---

#### B01050E6

##### Explanation:

Incorrect command value sent by vertical LIC.

### Failing Item

- [AJDG301](#)
- [UJA34](#)
- [FI00730](#)

---

#### B01050E7

##### Explanation:

Incorrect command value sent by vertical LIC.

### Failing Item

- [AJDG301](#)
- [UJA34](#)
- [FI00730](#)

---

#### B01050E8

##### Explanation:

Wrong command value sent by IBM i Operating System licensed program.

### Failing Item

- [AJDG301](#)

---

#### B01050E9

##### Explanation:

Incorrect command value sent by vertical LIC.

### Failing Item

- [AJDG301](#)
- [UJA34](#)

---

#### B01050EB

##### Explanation:

Incorrect command value sent by vertical LIC.

### Failing Item

- [AJDG301](#)

- [UJA34](#)

---

**B01050EC****Explanation:**

Wrong command value sent by IBM i Operating System licensed program.

**Failing Item**

- [AJDG301](#)

---

**B01050ED****Explanation:**

Wrong command value sent by IBM i Operating System licensed program.

**Failing Item**

- [AJDG301](#)

---

**B01050EE****Explanation:**

Incorrect command value sent by vertical LIC.

**Failing Item**

- [AJDG301](#)

---

**B01050EF****Explanation:**

Wrong number of dial digits in telephone number.

**Failing Item**

- [UJA35](#)
- [FI00703](#)
- [FI00719](#)
- [FI00702](#)

---

**B01050F0****Explanation:**

No telephone number provided for the call command.

**Failing Item**

- [AJDG301](#)
- [UJA35](#)

---

**B01050F1****Explanation:**

Communications line not installed.

**Response:****Failing Item**

- [AJDG301](#)
- [FI00719](#)
- [UJA34](#)

---

**B01050F2****Explanation:**

Automatic call unit cable not installed.

**Response:****Failing Item**

- [FI00702](#)
- [UJA34](#)
- [FI00719](#)

---

**B01050F4****Explanation:**

Clear-to-send signal dropped warning; information only.

**Failing Item**

- [UJE34](#)

---

**B01050F5****Explanation:**

Network uncontrolled-not-ready warning; information only.

**Failing Item**

- [UJE34](#)

---

**B01050F6****Explanation:**

Network controlled-not-ready warning; information only.

**Failing Item**

- [UJE34](#)

---

**B01050F7****Explanation:**

Data-set-ready changed to not active; for information only.

**Failing Item**

- [UJE34](#)

---

**B01050F8****Explanation:**

Adapter card transmit error.

**Response:**

**Failing Item**

- [FI00719](#)

---

**B0105202**

**Explanation:**

I/O card Licensed Internal Code ended abnormally.

**Failing Item**

- [FI00730](#)

---

**B0105203**

**Explanation:**

I/O card Licensed Internal Code resource not available.

**Failing Item**

- [FI00730](#)

---

**B0105205**

**Explanation:**

I/O card Licensed Internal Code response not correct.

**Failing Item**

- [FI00730](#)
- [AJDG301](#)

---

**B0105206**

**Explanation:**

Communications controller storage not available.

**Failing Item**

- [UJA33](#)

---

**B0105207**

**Explanation:**

Communications controller storage not available.

**Failing Item**

- [UJA33](#)

---

**B0105208**

**Explanation:**

I/O card Licensed Internal Code ended abnormally.

**Failing Item**

- [FI00730](#)

---

**B0105209**

**Explanation:**

I/O card Licensed Internal Code response not correct.

**Failing Item**

- [FI00730](#)

---

**B01052E0**

**Explanation:**

Incorrect command used by I/O card Licensed Internal Code.

**Failing Item**

- [FI00730](#)

---

**B01052E1**

**Explanation:**

Wrong procedure used in I/O card Licensed Internal Code.

**Failing Item**

- [FI00730](#)

---

**B01052E2**

**Explanation:**

I/O card Licensed Internal Code resource not available.

**Failing Item**

- [UJA33](#)
- [UJA34](#)

---

**B01052E3**

**Explanation:**

Command response error in I/O card Licensed Internal Code.

**Failing Item**

- [FI00730](#)

---

**B01052E4**

**Explanation:**

Wrong command value sent by IBM i Operating System licensed program.

**Failing Item**

- [AJDG301](#)
- [UJA34](#)

---

**B01052E5**

**Explanation:**

Incorrect command value sent by vertical LIC.

### Failing Item

- [AJDG301](#)

---

#### B01052E6

**Explanation:**

Data-line-occupied already active from automatic call unit.

### Failing Item

- [FI00703](#)
- [UJA32](#)
- [FI00719](#)
- [FI00702](#)

---

#### B01052E7

**Explanation:**

X.21 network not in the ready or receive-data state.

### Failing Item

- [FI00704](#)
- [FI00701](#)
- [FI00719](#)

---

#### B01052E8

**Explanation:**

Command value error in I/O card Licensed Internal Code.

### Failing Item

- [FI00730](#)

---

#### B01052E9

**Explanation:**

Command value error in I/O card Licensed Internal Code.

### Failing Item

- [FI00730](#)

---

#### B01052EA

**Explanation:**

I/O card Licensed Internal Code error.

### Failing Item

- [FI00730](#)

---

#### B0105301

**Explanation:**

Adapter card receive error.

### Failing Item

- [FI00719](#)

---

#### B0105302

**Explanation:**

Adapter card transmit error.

### Failing Item

- [FI00719](#)

---

#### B0105401

**Explanation:**

Communications adapter card interrupt not expected.

### Failing Item

- [FI00719](#)
- [FI00718](#)

---

#### B01054E1

**Explanation:**

Communications line not operational.

### Failing Item

- [FI00719](#)
- [UJA34](#)

---

#### B0105600

**Explanation:**

Clear-to-send off; error limit per 256 reached.

### Failing Item

- [FI00704](#)
- [AJDG301](#)
- [UJA34](#)
- [FI00701](#)
- [FI00719](#)

---

#### B0105601

**Explanation:**

Data-set-ready state changed; error limit per 256 reached.

### Failing Item

- [FI00704](#)
- [UJA34](#)
- [FI00701](#)
- [FI00719](#)

---

#### B0105602

**Explanation:**

Clear-to-send state changed; error limit per 256 reached.

**Failing Item**

- [FI00704](#)
- [UJA34](#)
- [FI00701](#)
- [FI00719](#)

---

**B0105603****Explanation:**

Carrier-detect state changed; error limit per 256 reached.

**Failing Item**

- [FI00704](#)
- [FI00705](#)
- [UJA34](#)
- [FI00701](#)
- [FI00719](#)
- [UJ0E3](#)

---

**B0105604****Explanation:**

Call attempted; error limit per 256 reached.

**Failing Item**

- [FI00705](#)
- [UJ0E3](#)
- [FI00703](#)
- [UJA34](#)

---

**B0105605****Explanation:**

Call completed with error; error limit per 256 reached.

**Failing Item**

- [UJ0E3](#)
- [UJA34](#)

---

**B0105606****Explanation:**

Data-line-occupied error; error limit per 256 reached.

**Failing Item**

- [FI00703](#)
- [FI00719](#)

- [UJA34](#)
- [FI00702](#)

---

**B0105607****Explanation:**

Abandon-call-retry error; error limit per 256 reached.

**Failing Item**

- [UJA35](#)
- [FI00703](#)
- [UJA34](#)
- [FI00705](#)
- [UJ0E3](#)

---

**B0105608****Explanation:**

Present-next-digit error; error limit per 256 reached.

**Failing Item**

- [FI00703](#)
- [UJA34](#)
- [FI00719](#)
- [FI00702](#)

---

**B0105609****Explanation:**

Distant-station-connected error; error limit per 256 reached.

**Failing Item**

- [UJA34](#)
- [FI00705](#)
- [FI00700](#)
- [FI00703](#)
- [FI00719](#)
- [FI00702](#)

---

**B010560B****Explanation:**

Data-set-ready error; error limit per 256 reached.

**Failing Item**

- [UJA34](#)
- [FI00705](#)
- [FI00700](#)
- [FI00701](#)
- [FI00719](#)



- [FI00704](#)

---

**B010560C****Explanation:**

Wrong number length; error limit per 256 reached.

**Failing Item**

- [UJA35](#)
- [FI00703](#)
- [UJA34](#)

---

**B0105651****Explanation:**

Call failed, no Call Failure Indication from modem.

**Response**

The remote answer timer expired without the server detecting either the rise of DSR or a Call Failure Indication from the modem. The system has reached the number of tries in the dial retry parameter in the controller description.

**Failing Item**

- [UJE34](#)
- [UJA34](#)
- [FI00704](#)
- [FI00701](#)

---

**B01056E2****Explanation:**

Data-set-ready already active on modem interface.

**Failing Item**

- [FI00704](#)
- [FI00701](#)
- [FI00719](#)

---

**B01056E3****Explanation:**

Automatic call unit data-line-occupied error.

**Failing Item**

- [FI00703](#)
- [FI00702](#)
- [FI00719](#)
- [UJOE3](#)

---

**B01056E4****Explanation:**

Automatic call unit has present-next-digit error.

**Failing Item**

- [FI00703](#)
- [FI00719](#)
- [FI00702](#)

---

**B01056E5****Explanation:**

Automatic call unit distant-station-connected error.

**Failing Item**

- [FI00700](#)
- [UJA34](#)
- [UJA35](#)
- [FI00703](#)
- [FI00701](#)
- [FI00719](#)
- [UJOE3](#)

---

**B01056E6****Explanation:**

Data-set-ready error on modem interface.

**Failing Item**

- [FI00700](#)
- [UJOE3](#)
- [UJA34](#)
- [FI00701](#)
- [FI00719](#)

---

**B01056E7****Explanation:**

Automatic call unit command error.

**Failing Item**

- [FI00701](#)
- [FI00704](#)
- [FI00719](#)

---

**B01056E8****Explanation:**

Clear-to-send not active on modem interface.

**Failing Item**

- [UJOE3](#)
- [UJA34](#)

- [FI00704](#)
- [FI00701](#)
- [FI00719](#)

---

**B01056E9****Explanation:**

Clear-to-send signal failed to drop on modem interface.

**Failing Item**

- [FI00704](#)
- [FI00701](#)
- [FI00719](#)

---

**B01056EA****Explanation:**

Clear-to-send signal dropped on modem interface.

**Failing Item**

- [UJOE3](#)
- [UJA34](#)
- [FI00704](#)
- [FI00701](#)
- [FI00719](#)

---

**B01056EB****Explanation:**

Carrier-detect dropped on modem interface.

**Failing Item**

- [FI00701](#)
- [FI00704](#)
- [UJOE3](#)
- [FI00719](#)

---

**B01056EC****Explanation:**

Data-set-ready turn-off time-out on modem interface.

**Failing Item**

- [FI00704](#)
- [UJA34](#)
- [FI00701](#)
- [FI00719](#)

---

**B01056ED****Explanation:**

Data-set-ready turn-on time-out on modem interface.

**Failing Item**

- [FI00701](#)
- [FI00704](#)
- [FI00719](#)
- [AJDG301](#)

---

**B01056EE****Explanation:**

Automatic call unit abandon-call-retry error.

**Failing Item**

- [FI00700](#)
- [UJA35](#)
- [FI00703](#)
- [FI00719](#)
- [FI00702](#)

---

**B01056EF****Explanation:**

Automatic call unit telephone-number-length error.

**Failing Item**

- [UJA35](#)
- [FI00703](#)
- [FI00701](#)

---

**B01056F0****Explanation:**

Automatic call unit power turned off.

**Failing Item**

- [FI00703](#)
- [FI00702](#)
- [FI00719](#)

---

**B01056F1****Explanation:**

Data-set-ready dropped on modem interface.

**Failing Item**

- [FI00701](#)
- [FI00704](#)
- [FI00719](#)
- [UJOE3](#)

---

**B0105701****Explanation:**

SDLC frame reject type W transmitted.

### Failing Item

- [FI00700](#)
- [UJA34](#)

---

### B0105702

#### Explanation:

SDLC frame reject type X transmitted.

### Failing Item

- [FI00700](#)
- [FI00730](#)
- [UJA34](#)

---

### B0105703

#### Explanation:

SDLC frame reject type Y transmitted.

### Failing Item

- [UJA34](#)
- [FI00700](#)

---

### B0105704

#### Explanation:

SDLC frame reject type Z transmitted.

### Failing Item

- [FI00730](#)
- [FI00700](#)
- [UJA34](#)

---

### B0105705

#### Explanation:

SDLC frame reject type W received from remote equipment.

### Failing Item

- [FI00730](#)
- [FI00700](#)

---

### B0105706

#### Explanation:

SDLC frame reject type X received from remote equipment.

### Failing Item

- [FI00730](#)
- [FI00700](#)

---

### B0105707

#### Explanation:

SDLC frame reject type Y received from remote equipment.

### Failing Item

- [FI00730](#)
- [FI00700](#)
- [UJA34](#)

---

### B0105708

#### Explanation:

SDLC frame reject type Z received from remote equipment.

### Failing Item

- [FI00730](#)
- [FI00700](#)
- [UJA34](#)

---

### B0105709

#### Explanation:

Not valid control field received from remote equipment.

### Failing Item

- [UJA34](#)
- [FI00700](#)

---

### B010570A

#### Explanation:

Incorrect information field received from remote equipment.

### Failing Item

- [FI00700](#)

---

### B010570B

#### Explanation:

Incorrect frame reject received from remote equipment.

### Failing Item

- [FI00700](#)

---

### B010570C

#### Explanation:

Wrong sequence number received from remote equipment.

## Failing Item

- [FI00700](#)
- [UJA34](#)

---

### B010570D

#### Explanation:

Wrong response received from remote equipment.

## Failing Item

- [FI00700](#)

---

### B010570E

#### Explanation:

Wrong command received from remote equipment.

## Failing Item

- [FI00700](#)

---

### B010570F

#### Explanation:

No data in information frame received from remote equipment.

## Failing Item

- [FI00700](#)

---

### B0105710

#### Explanation:

Nonproductive receive time-out while receiving from remote.

## Failing Item

- [UJA34](#)
- [UJOE3](#)
- [FI00704](#)
- [FI00705](#)
- [FI00700](#)
- [FI00701](#)
- [FI00719](#)

---

### B0105711

#### Explanation:

Remote equipment sent more data frames than allowed.

## Failing Item

- [UJA34](#)
- [FI00700](#)

---

### B0105712

#### Explanation:

No data received from remote equipment; time-out.

## Failing Item

- [UJA34](#)
- [AJDG301](#)
- [UJOE3](#)
- [FI00704](#)
- [FI00705](#)
- [FI00700](#)
- [UJA35](#)
- [FI00701](#)
- [FI00719](#)

---

### B0105713

#### Explanation:

Disconnected mode response received from remote system.

## Failing Item

- [FI00700](#)
- [FI00730](#)

---

### B0105714

#### Explanation:

Disconnected mode response received from remote system.

## Failing Item

- [FI00700](#)

---

### B0105715

#### Explanation:

Remote equipment did not respond causing an idle-time-out.

## Failing Item

- [UJA34](#)
- [UJOE3](#)
- [FI00701](#)
- [FI00704](#)
- [FI00705](#)
- [FI00700](#)
- [FI00719](#)

---

### B0105716

#### Explanation:

Communications controller storage not available.

### Failing Item

- [FI00730](#)

---

#### B0105717

**Explanation:**

No response from modem during modem test.

### Failing Item

- [FI00704](#)
- [FI00701](#)
- [FI00719](#)
- [AJDG301](#)

---

#### B0105718

**Explanation:**

Retry limit reached for sending frames to remote equipment.

### Failing Item

- [UJOE3](#)
- [FI00704](#)
- [FI00705](#)
- [FI00700](#)
- [UJA34](#)
- [FI00701](#)
- [FI00719](#)

---

#### B0105719

**Explanation:**

Retry limit reached for sending frames to remote equipment.

### Failing Item

- [FI00700](#)

---

#### B010571A

**Explanation:**

Retry limit reached for sending frames to remote equipment.

### Failing Item

- [UJA34](#)
- [AJDG301](#)
- [UJOE3](#)
- [FI00704](#)
- [FI00705](#)

- [FI00700](#)
- [FI00701](#)
- [FI00719](#)
- [UJA35](#)

---

#### B0105720

**Explanation:**

Retry limit reached for sending poll frame to remote.

### Failing Item

- [FI00700](#)
- [UJA34](#)

---

#### B0105721

**Explanation:**

Could not send frame to remote equipment; local problem.

### Failing Item

- [FI00701](#)
- [UJA34](#)
- [FI00704](#)
- [FI00730](#)
- [FI00719](#)

---

#### B0105722

**Explanation:**

Wrong command value sent by IBM i Operating System licensed program.

### Failing Item

- [AJDG301](#)
- [UJA35](#)

---

#### B0105723

**Explanation:**

Wrong response received from remote equipment.

### Failing Item

- [FI00700](#)
- [UJA34](#)

---

#### B0105724

**Explanation:**

Retry limit reached for sending frames to remote equipment.

### Failing Item

- [UJOE3](#)

- [FI00704](#)
- [FI00705](#)
- [FI00700](#)
- [UJA34](#)
- [FI00701](#)
- [FI00719](#)

---

**B0105750****Explanation:**

Incorrect command value sent by vertical LIC.

**Failing Item**

- [AJDG301](#)
- [FI00730](#)

---

**B0105751****Explanation:**

Incorrect command value sent by vertical LIC.

**Failing Item**

- [AJDG301](#)
- [FI00730](#)

---

**B0105752****Explanation:**

Wrong response received from remote equipment.

**Failing Item**

- [FI00700](#)
- [UJA35](#)

---

**B0105753****Explanation:**

Wrong response received from remote equipment.

**Failing Item**

- [FI00700](#)
- [FI00730](#)

---

**B0105754****Explanation:**

Wrong response received from remote equipment.

**Failing Item**

- [FI00700](#)
- [UJA35](#)
- [UJA34](#)

---

**B0105755****Explanation:**

Wrong response received from remote equipment.

**Failing Item**

- [FI00700](#)
- [UJA35](#)

---

**B0105756****Explanation:**

Wrong response received from remote equipment.

**Failing Item**

- [FI00700](#)
- [UJA35](#)

---

**B0105757****Explanation:**

Wrong response received from remote equipment.

**Failing Item**

- [FI00700](#)
- [FI00730](#)

---

**B0105758****Explanation:**

Wrong response received from remote equipment.

**Failing Item**

- [FI00700](#)
- [FI00730](#)
- [UJA34](#)
- [AJDG301](#)

---

**B0105759****Explanation:**

Wrong response received from remote equipment.

**Failing Item**

- [UJA34](#)
- [FI00700](#)

---

**B0105760****Explanation:**

Nonproductive receive time-out while receiving from remote.

**Failing Item**

- [FI00700](#)
- [UJ0E3](#)

- [UJA34](#)

---

**B0105762****Explanation:**

No data received from remote equipment; time-out.

**Failing Item**

- [FI00700](#)
- [UJOE3](#)
- [UJA34](#)

---

**B0105764****Explanation:**

Adapter card transmit error.

**Failing Item**

- [FI00701](#)
- [FI00704](#)
- [FI00719](#)
- [FI00730](#)

---

**B0105768****Explanation:**

Communications line clear.

**Failing Item**

- [UJOE3](#)
- [FI00700](#)
- [UJA34](#)

---

**B010576A****Explanation:**

Wrong response received from remote equipment.

**Failing Item**

- [FI00700](#)
- [UJOE3](#)
- [UJA34](#)

---

**B0105770****Explanation:**

Incorrect command value sent by vertical LIC.

**Failing Item**

- [AJDG301](#)
- [FI00730](#)

---

**B0105776****Explanation:**

Wrong response received from remote equipment.

**Failing Item**

- [FI00700](#)
- [FI00730](#)

---

**B0105778****Explanation:**

Wrong response received from remote equipment.

**Failing Item**

- [FI00700](#)
- [FI00730](#)

---

**B010577A****Explanation:**

Wrong response received from remote equipment.

**Failing Item**

- [FI00700](#)
- [FI00730](#)

---

**B010577C****Explanation:**

Wrong response received from remote equipment.

**Failing Item**

- [UJA34](#)
- [FI00700](#)
- [UJA35](#)
- [FI00730](#)
- [AJDG301](#)

---

**B010577E****Explanation:**

Wrong command received from remote equipment.

**Failing Item**

- [FI00700](#)
- [FI00730](#)

---

**B0105780****Explanation:**

Maximum retries reached on XID polls after answer.

**Failing Item**

- [UJOE3](#)
- [UJA34](#)

- [FI00719](#)
- [FI00704](#)

---

**B0105782****Explanation:**

Connection cleared after answer after XID exchange.

**Failing Item**

- [UJE39](#)
- [UJA34](#)
- [UJA33](#)
- [UJA35](#)

---

**B0105784****Explanation:**

Call cleared after answer; session reset.

**Response:**

Call cleared after answer, reset while link disconnected.

**Failing Item**

- [UJE34](#)
- [UJE39](#)

---

**B01057E0****Explanation:**

Frame-check-sequence error; error limit per 256 reached.

**Failing Item**

- [UJOE3](#)
- [FI00705](#)
- [FI00704](#)
- [UJA34](#)

---

**B01057E1****Explanation:**

Overrun error; error limit per 256 reached.

**Failing Item**

- [UJA34](#)

---

**B01057E2****Explanation:**

Short frame error; error limit per 256 reached.

**Failing Item**

- [UJOE3](#)
- [FI00700](#)

- [FI00705](#)
- [FI00704](#)
- [UJA34](#)

---

**B01057E3****Explanation:**

Frame-cancel-received error; error limit per 256 reached.

**Failing Item**

- [UJOE3](#)
- [FI00700](#)
- [FI00705](#)
- [FI00704](#)
- [UJA34](#)

---

**B01057E4****Explanation:**

Idle link detected error; error limit per 256 reached.

**Failing Item**

- [UJA34](#)
- [FI00700](#)
- [UJOE3](#)
- [FI00705](#)
- [FI00704](#)

---

**B01057F0****Explanation:**

Send sequence counter error; error limit per 256 reached.

**Failing Item**

- [UJOE3](#)
- [FI00700](#)
- [FI00705](#)
- [FI00704](#)
- [UJA34](#)

---

**B01057F1****Explanation:**

Receive sequence counter error; error limit per 256 reached.

**Failing Item**

- [FI00704](#)
- [FI00700](#)
- [UJOE3](#)



- [FI00705](#)
- [UJA34](#)

---

**B01057F2****Explanation:**

Response time-out error; error limit per 256 reached.

**Failing Item**

- [FI00700](#)
- [UJA34](#)
- [UJ0E3](#)
- [FI00704](#)
- [FI00705](#)

---

**B0105800****Explanation:**

Control-not-ready time-out; error limit per 256 reached.

**Failing Item**

- [FI00704](#)
- [AJDG301](#)
- [UJA34](#)

---

**B0105801****Explanation:**

Uncontrolled-not-ready time-out; error limit per 256 reached.

**Failing Item**

- [AJDG301](#)
- [FI00704](#)
- [UJA34](#)
- [FI00701](#)

---

**B0105802****Explanation:**

State-not-known time-out error; error limit per 256 reached.

**Failing Item**

- [AJDG301](#)
- [FI00704](#)
- [UJA34](#)
- [FI00701](#)
- [FI00719](#)

---

**B0105803****Explanation:**

Control-not-ready state changed; error limit per 256 reached.

**Failing Item**

- [FI00704](#)
- [UJA34](#)

---

**B0105804****Explanation:**

Not-ready state changed; error limit per 256 reached.

**Failing Item**

- [FI00704](#)
- [UJA34](#)
- [FI00701](#)

---

**B0105805****Explanation:**

State-not-known changed; error limit per 256 reached.

**Failing Item**

- [FI00704](#)
- [UJA34](#)
- [FI00701](#)
- [FI00719](#)

---

**B0105806****Explanation:**

State interrupt overrun error; error limit per 256 reached.

**Failing Item**

- [FI00730](#)
- [UJA34](#)
- [FI00704](#)
- [UJ0E3](#)

---

**B0105807****Explanation:**

Not valid data; error limit per 256 reached.

**Failing Item**

- [FI00704](#)
- [UJA34](#)

---

**B0105808****Explanation:**

Data-communications-equipment error; limit per 256 reached.

### Failing Item

- [FI00704](#)
- [FI00705](#)
- [UJA34](#)
- [UJOE3](#)

---

#### B0105809

**Explanation:**

Control-not-ready in data mode; error limit per 256 reached.

### Failing Item

- [UJA34](#)
- [FI00705](#)
- [FI00700](#)
- [UJOE3](#)
- [FI00704](#)

---

#### B010580A

**Explanation:**

Incoming call received during outgoing call; limit reached.

### Failing Item

- [UJA34](#)
- [UJE34](#)

---

#### B010580B

**Explanation:**

Missed incoming call; error limit per 256 reached.

### Failing Item

- [UJA33](#)
- [UJA34](#)
- [FI00730](#)

---

#### B010580C

**Explanation:**

Clear was missed; error limit per 256 reached.

### Failing Item

- [UJA33](#)
- [UJA34](#)
- [FI00730](#)

---

#### B010580D

**Explanation:**

Parity error; error limit per 256 reached.

### Failing Item

- [FI00704](#)
- [FI00701](#)
- [UJA34](#)
- [FI00719](#)

---

#### B010580E

**Explanation:**

Receive overrun; error limit per 256 reached.

### Failing Item

- [FI00719](#)
- [UJA34](#)

---

#### B010580F

**Explanation:**

Temporary storage overrun; error limit per 256 reached.

### Failing Item

- [FI00730](#)
- [UJA34](#)

---

#### B0105810

**Explanation:**

Network type 1 time-out; error limit per 256 reached.

### Failing Item

- [AJDG301](#)
- [FI00704](#)
- [UJA34](#)
- [FI00701](#)
- [FI00719](#)

---

#### B0105811

**Explanation:**

Network type 2 time-out; error limit per 256 reached.

### Failing Item

- [UJA34](#)
- [AJDG301](#)
- [FI00704](#)
- [FI00705](#)
- [UJOE3](#)

---

#### B0105812

**Explanation:**

Network type 3A time-out; error limit per 256 reached.

### Failing Item

- [UJA34](#)
- [AJDG301](#)
- [FI00704](#)
- [FI00705](#)
- [UJOE3](#)

---

#### B0105813

#### Explanation:

Network type 3B time-out; error limit per 256 reached.

### Failing Item

- [UJA34](#)
- [AJDG301](#)
- [FI00704](#)
- [FI00705](#)
- [UJOE3](#)

---

#### B0105814

#### Explanation:

Network type 4A time-out; error limit per 256 reached.

### Failing Item

- [FI00704](#)
- [AJDG301](#)
- [UJA34](#)

---

#### B0105815

#### Explanation:

Network type 4B time-out; error limit per 256 reached.

### Failing Item

- [UJA34](#)
- [AJDG301](#)
- [FI00704](#)
- [FI00705](#)
- [UJOE3](#)

---

#### B0105816

#### Explanation:

Network type 5 time-out; error limit per 256 reached.

### Failing Item

- [FI00704](#)
- [AJDG301](#)
- [UJA34](#)

---

#### B0105817

#### Explanation:

Network type 6 time-out; error limit per 256 reached.

### Failing Item

- [FI00704](#)
- [AJDG301](#)
- [UJA34](#)

---

#### B0105818

#### Explanation:

Network type 7 time-out; error limit per 256 reached.

### Failing Item

- [FI00704](#)
- [AJDG301](#)
- [UJA34](#)

---

#### B0105819

#### Explanation:

Network type 20 time-out; error limit per 256 reached.

### Failing Item

- [AJDG301](#)
- [FI00704](#)
- [UJA34](#)
- [FI00701](#)
- [FI00719](#)

---

#### B010581A

#### Explanation:

Network type 21 time-out; error limit per 256 reached.

### Failing Item

- [FI00704](#)
- [AJDG301](#)
- [UJA34](#)

---

#### B010581B

#### Explanation:

Call-progress-signal type 00; error limit per 256 reached.

### Failing Item

- [UJA34](#)
- [UJE34](#)

---

#### B010581C

#### Explanation:

Call-progress-signal type 01; error limit per 256 reached.

### Failing Item

- [UJA34](#)
- [UJE34](#)

---

#### B010581D

#### Explanation:

Call-progress-signal type 02; error limit per 256 reached.

### Failing Item

- [UJA34](#)
- [UJE34](#)

---

#### B010581E

#### Explanation:

Call-progress-signal type 03; error limit per 256 reached.

### Failing Item

- [UJA34](#)
- [UJE34](#)

---

#### B010581F

#### Explanation:

Call-progress-signal type 04; error limit per 256 reached.

### Failing Item

- [UJA34](#)
- [UJE34](#)

---

#### B0105820

#### Explanation:

Call-progress-signal type 05; error limit per 256 reached.

### Failing Item

- [UJA34](#)
- [UJE34](#)

---

#### B0105821

#### Explanation:

Call-progress-signal type 20; error limit per 256 reached.

### Failing Item

- [UJA34](#)

- [UJA35](#)
- [FI00700](#)
- [FI00705](#)
- [UJOE3](#)

---

#### B0105822

#### Explanation:

Call-progress-signal type 21; error limit per 256 reached.

### Failing Item

- [FI00700](#)
- [UJA34](#)
- [UJE34](#)
- [UJA35](#)

---

#### B0105823

#### Explanation:

Call-progress-signal type 22; error limit per 256 reached.

### Failing Item

- [UJA35](#)
- [FI00704](#)
- [UJA34](#)

---

#### B0105824

#### Explanation:

Call-progress-signal type 23; error limit per 256 reached.

### Failing Item

- [FI00701](#)
- [FI00704](#)
- [FI00719](#)
- [UJA34](#)

---

#### B0105825

#### Explanation:

Call-progress-signal type 41; error limit per 256 reached.

### Failing Item

- [UJA35](#)
- [UJE34](#)
- [UJA34](#)
- [UJOE3](#)

---

#### B0105826

**Explanation:**

Call-progress-signal type 42; error limit per 256 reached.

**Failing Item**

- [UJA35](#)
- [UJA34](#)

---

**B0105827****Explanation:**

Call-progress-signal type 43; error limit per 256 reached.

**Failing Item**

- [UJA34](#)
- [UJA35](#)
- [FI00704](#)
- [FI00705](#)
- [UJ0E3](#)

---

**B0105828****Explanation:**

Call-progress-signal type 44; error limit per 256 reached.

**Failing Item**

- [FI00705](#)
- [FI00700](#)
- [UJA35](#)
- [UJA34](#)

---

**B0105829****Explanation:**

Call-progress-signal type 45; error limit per 256 reached.

**Failing Item**

- [UJA35](#)
- [FI00700](#)
- [UJA34](#)
- [FI00705](#)

---

**B010582A****Explanation:**

Call-progress-signal type 46; error limit per 256 reached.

**Failing Item**

- [UJA35](#)

- [FI00700](#)
- [FI00705](#)
- [UJA34](#)

---

**B010582B****Explanation:**

Call-progress-signal type 47; error limit per 256 reached.

**Failing Item**

- [FI00705](#)
- [UJA34](#)
- [UJA35](#)

---

**B010582C****Explanation:**

Call-progress-signal type 48; error limit per 256 reached.

**Failing Item**

- [UJE34](#)
- [UJA35](#)
- [UJA34](#)
- [FI00704](#)

---

**B010582D****Explanation:**

Call-progress-signal type 49; error limit per 256 reached.

**Failing Item**

- [UJ0E3](#)
- [UJA34](#)

---

**B010582E****Explanation:**

Call-progress-signal type 51; error limit per 256 reached.

**Failing Item**

- [FI00704](#)
- [FI00705](#)
- [UJ0E3](#)
- [UJA34](#)

---

**B010582F****Explanation:**

Call-progress-signal type 52; error limit per 256 reached.

## Failing Item

- [UJE34](#)
- [UJA35](#)
- [UJA34](#)
- [FI00705](#)

---

### B0105830

**Explanation:**

Call-progress-signal type 61; error limit per 256 reached.

## Failing Item

- [UJOE3](#)
- [UJA34](#)

---

### B0105831

**Explanation:**

Call-progress-signal type 71; error limit per 256 reached.

## Failing Item

- [UJOE3](#)
- [UJA34](#)

---

### B0105832

**Explanation:**

Call-progress-signal type 72; error limit per 256 reached.

## Failing Item

- [UJOE3](#)
- [UJA35](#)
- [UJA34](#)

---

### B0105833

**Explanation:**

Call-progress-signal; error limit per 256 reached.

## Failing Item

- [AJDG301](#)
- [UJA34](#)

---

### B0105836

**Explanation:**

Call cleared by network equipment.

## Failing Item

- [UJOE3](#)
- [FI00705](#)

- [FI00704](#)
- [FI00700](#)

---

### B0105837

**Explanation:**

Network-controlled not-ready state; information only.

## Failing Item

- [UJOE3](#)

---

### B0105838

**Explanation:**

I/O card Licensed Internal Code processed wrong command.

## Failing Item

- [FI00730](#)
- [AJDG301](#)

---

### B0105839

**Explanation:**

Incorrect command value sent by vertical LIC.

## Failing Item

- [AJDG301](#)

---

### B010583A

**Explanation:**

Wrong command value sent by IBM i Operating System licensed program.

## Failing Item

- [UJA34](#)

---

### B010583B

**Explanation:**

Wrong command value sent by IBM i Operating System licensed program.

## Failing Item

- [FI00730](#)

---

### B010583C

**Explanation:**

Incorrect command value sent by vertical LIC.

## Failing Item

- [AJDG301](#)

---

### B010583D

**Explanation:**

I/O card Licensed Internal Code processed wrong command.

### Failing Item

- [FI00730](#)

---

#### B010583E

**Explanation:**

I/O card Licensed Internal Code processed wrong command.

### Failing Item

- [FI00730](#)

---

#### B010583F

**Explanation:**

Incorrect command value sent by vertical LIC.

### Failing Item

- [AJDG301](#)

---

#### B0105840

**Explanation:**

I/O card Licensed Internal Code used incorrect procedure.

### Failing Item

- [UJA33](#)
- [FI00730](#)

---

#### B0105841

**Explanation:**

I/O card Licensed Internal Code used incorrect procedure.

### Failing Item

- [UJA33](#)
- [FI00730](#)

---

#### B0105842

**Explanation:**

I/O card Licensed Internal Code used incorrect procedure.

### Failing Item

- [FI00730](#)

---

#### B0105843

**Explanation:**

Communications overrun while receiving network data.

### Failing Item

- [UJA33](#)
- [FI00730](#)
- [FI00719](#)
- [FI00704](#)

---

#### B0105844

**Explanation:**

Communications adapter error while receiving network data.

**Response:**

### Failing Item

- [FI00719](#)

---

#### B0105845

**Explanation:**

Communications adapter transmit error on selection sequence.

### Failing Item

- [FI00719](#)

---

#### B0105846

**Explanation:**

Communications adapter received network data incorrectly.

### Failing Item

- [UJOE3](#)
- [FI00701](#)
- [FI00719](#)

---

#### B0105847

**Explanation:**

Communications controller storage not available.

### Failing Item

- [FI00730](#)
- [UJOE3](#)

---

#### B0105849

**Explanation:**

Wrong information provided by network.

### Failing Item

- [UJOE3](#)

---

#### B010584A

**Explanation:**

Automatic answer time-out.

**Failing Item**

- [UJA34](#)
- [UJOE3](#)
- [FI00704](#)
- [FI00705](#)

---

**B010584B****Explanation:**

Call error; incoming call received during outgoing call.

**Failing Item**

- [UJE34](#)
- [UJA34](#)
- [FI00730](#)
- [FI00719](#)
- [FI00704](#)

---

**B0105851****Explanation:**

Network did not leave controlled-not-ready condition.

**Failing Item**

- [UJOE3](#)
- [FI00704](#)
- [AJDG301](#)

---

**B0105852****Explanation:**

Network did not leave uncontrolled-not-ready condition.

**Failing Item**

- [UJOE3](#)
- [FI00704](#)
- [FI00701](#)
- [AJDG301](#)

---

**B0105853****Explanation:**

Network remained in unknown condition.

**Failing Item**

- [AJDG301](#)
- [FI00704](#)
- [FI00701](#)

- [FI00719](#)

---

**B0105854****Explanation:**

Network time-out type 5 occurred.

**Failing Item**

- [FI00704](#)
- [AJDG301](#)

---

**B0105855****Explanation:**

Network time-out type 6 occurred.

**Failing Item**

- [FI00704](#)
- [AJDG301](#)

---

**B0105870****Explanation:**

Network time-out type 1 occurred.

**Failing Item**

- [AJDG301](#)
- [FI00704](#)
- [FI00701](#)
- [FI00719](#)

---

**B0105871****Explanation:**

Network time-out type 2 occurred.

**Failing Item**

- [UJOE3](#)
- [FI00704](#)
- [FI00705](#)
- [AJDG301](#)

---

**B0105872****Explanation:**

Network time-out type 3A occurred.

**Failing Item**

- [UJOE3](#)
- [FI00704](#)
- [FI00705](#)
- [AJDG301](#)

---

**B0105873**



**Explanation:**

Network time-out type 3B occurred.

**Failing Item**

- [UJOE3](#)
  - [FI00704](#)
  - [FI00705](#)
  - [UJA35](#)
  - [AJDG301](#)
- 

**B0105874****Explanation:**

Network time-out type 4A occurred.

**Failing Item**

- [FI00704](#)
  - [AJDG301](#)
- 

**B0105875****Explanation:**

Network time-out type 4B occurred.

**Failing Item**

- [UJOE3](#)
  - [FI00704](#)
  - [AJDG301](#)
- 

**B0105876****Explanation:**

Network time-out type 7 occurred.

**Failing Item**

- [FI00704](#)
  - [AJDG301](#)
- 

**B0105877****Explanation:**

Network time-out type 20 occurred.

**Failing Item**

- [AJDG301](#)
  - [FI00704](#)
  - [FI00701](#)
  - [FI00719](#)
- 

**B0105878****Explanation:**

Network time-out type 21 occurred.

**Failing Item**

- [FI00704](#)
  - [AJDG301](#)
- 

**B010587A****Explanation:**

Call cleared by network equipment.

**Failing Item**

- [FI00704](#)
  - [UJOE3](#)
  - [FI00705](#)
- 

**B010587B****Explanation:**

Clock signal missing from external communications interface.

**Failing Item**

- [FI00701](#)
  - [FI00719](#)
  - [FI00704](#)
- 

**B0105890****Explanation:**

Network call-progress-signal type 20.

**Failing Item**

- [FI00700](#)
  - [FI00705](#)
  - [UJOE3](#)
  - [UJA35](#)
- 

**B0105891****Explanation:**

Network call-progress-signal type 21.

**Failing Item**

- [FI00700](#)
  - [UJA35](#)
  - [UJE34](#)
- 

**B0105892****Explanation:**

Network call-progress-signal type 22.

**Failing Item**

- [FI00700](#)

- [FI00704](#)
- [UJA35](#)

---

**B0105893****Explanation:**

Network call-progress-signal type 23.

**Failing Item**

- [FI00704](#)
- [FI00701](#)
- [FI00719](#)

---

**B0105894****Explanation:**

Network call-progress-signal type 41.

**Failing Item**

- [FI00700](#)
- [UJE34](#)
- [UJOE3](#)
- [UJA35](#)

---

**B0105895****Explanation:**

Network call-progress-signal type 42.

**Failing Item**

- [FI00700](#)
- [UJA35](#)

---

**B0105896****Explanation:**

Network call-progress-signal type 43.

**Failing Item**

- [UJOE3](#)
- [FI00700](#)
- [FI00704](#)
- [FI00705](#)
- [UJA35](#)

---

**B0105897****Explanation:**

Network call-progress-signal type 44.

**Failing Item**

- [FI00700](#)
- [FI00705](#)

- [UJA35](#)

---

**B0105898****Explanation:**

Network call-progress-signal type 45.

**Failing Item**

- [FI00700](#)
- [FI00705](#)
- [UJA35](#)

---

**B0105899****Explanation:**

Network call-progress-signal type 46.

**Failing Item**

- [FI00700](#)
- [FI00705](#)
- [UJA35](#)

---

**B010589A****Explanation:**

Network call-progress-signal type 47.

**Failing Item**

- [FI00700](#)
- [UJOE3](#)
- [UJA35](#)
- [FI00705](#)

---

**B010589B****Explanation:**

Network call-progress-signal type 48.

**Failing Item**

- [UJE34](#)
- [FI00700](#)
- [FI00704](#)
- [UJA35](#)

---

**B010589C****Explanation:**

Network call-progress-signal type 49.

**Failing Item**

- [UJOE3](#)

---

**B010589D****Explanation:**

Network call-progress-signal type 51.

### Failing Item

- [FI00704](#)
- [UJOE3](#)
- [FI00705](#)

---

#### B010589E

#### Explanation:

Network call-progress-signal type 52.

### Failing Item

- [UJE34](#)
- [FI00700](#)
- [FI00705](#)
- [UJA35](#)

---

#### B010589F

#### Explanation:

Network call-progress-signal type 61.

### Failing Item

- [UJOE3](#)

---

#### B01058A0

#### Explanation:

Network call-progress-signal type 71.

### Failing Item

- [UJOE3](#)

---

#### B01058A1

#### Explanation:

Network call-progress-signal type 72.

### Failing Item

- [UJOE3](#)

---

#### B01058E0

#### Explanation:

Communications line not operational.

### Failing Item

- [FI00719](#)
- [UJA34](#)

---

#### B01058E1

#### Explanation:

Communications connection not made.

### Failing Item

- [UJA33](#)
- [FI00730](#)

---

#### B01058E2

#### Explanation:

Communications line not operational.

### Failing Item

- [FI00704](#)
- [FI00701](#)
- [FI00719](#)
- [FI00730](#)

---

#### B01058E4

#### Explanation:

Port or DCE error has recovered; port now available.

### Response

This reference code does not identify an error but is used to report that an X.21 port used in a short-hold mode, multiple port sharing configuration that was temporarily not operating is now available. One of the following reference codes may have been reported previously:

- 5870
- 5871
- 5872
- 5873
- 5893
- 5851
- 5852
- 5853
- 587B

If any of the listed reference codes are occurring frequently and are causing performance problems, use the reported reference code to isolate the problem.

### Failing Item

- [UJE34](#)

---

#### B0108011

#### Explanation:

IOP Activation failed.

#### Response:

MDMCNTRYID parameter in Network Attributes is not set. Use the CHGNETA command to set MDMCNTRYID value.

### Failing Item

- [UJE34](#)

---

#### B0108013

**Explanation:**

IOP Activation failed.

**Response:**

The MDMCNTRYID parameter in Network Attributes is not valid for this adapter. Use the CHGNETA command to change MDMCNTRYID.

## (B011) Reference codes

---

---

#### B0116240

**Explanation:**

I/O processor detected a NetBIOS Device Driver error. OS/400 portion of LAN SERVER/400 configuration error.

**Problem determination:**

Work with the configuration to resolve the error before working the failing item list.

### Failing Item

- [AJDG301](#)

---

#### B0116241

**Explanation:**

I/O processor detected a NetBIOS Device Driver error. OS/400 portion of LAN SERVER/400 configuration error.

**Problem determination:**

Work with the configuration to resolve the error before working the failing item list.

### Failing Item

- [AJDG301](#)

---

#### B0116242

**Explanation:**

I/O processor detected a NetBIOS Device Driver error. OS/400 portion of LAN SERVER/400 configuration error.

**Problem determination:**

Work with the configuration to resolve the error before working the failing item list.

### Failing Item

- [UJE34](#)

---

#### B0108020

**Explanation:**

System log entry only, no service action required .

---

#### B010FFFF

**Explanation:**

User suspected communications problem.

### Failing Item

- [USER](#)

---

### Failing Item

- [AJDG301](#)

---

#### B0116243

**Explanation:**

I/O processor detected a NetBIOS Device Driver error. OS/400 portion of LAN SERVER/400 configuration error.

**Problem determination:**

Work with the configuration to resolve the error before working the failing item list.

### Failing Item

- [AJDG301](#)

---

#### B0116250

**Explanation:**

I/O processor detected an Interconnect Device Driver error. OS/400 portion of LAN SERVER/400 configuration error.

**Problem determination:**

Work with the configuration to resolve the error before working the failing item list.

### Failing Item

- [AJDG301](#)

---

#### B0116252

**Explanation:**

I/O processor detected an Interconnect Device Driver error. OS/400 portion of LAN SERVER/400 configuration error.

**Problem determination:**

Work with the configuration to resolve the error before working the failing item list.

## Failing Item

- [AJDG301](#)

---

### B0116254

#### Explanation:

I/O processor detected an Interconnect Device Driver error. OS/400 portion of LAN SERVER/400 configuration error.

## (B012) Reference codes

---

---

### B0126201

#### Explanation:

I/O adapter hardware error detected. PCI bridge error on 285A FSIOA card.

## Failing Item

- [FI00719](#)
- [AJDGP01](#)

## (B013) Reference codes

---

---

### B0136601

#### Explanation:

I/O adapter hardware error detected.

## Failing Item

- [IOA](#)
- [PTFSRCH](#)
- [IOP](#)

---

### B0136602

#### Explanation:

An I/O processor Licensed Internal Code error occurred.

## Failing Item

- [PTFSRCH](#)
- [IOA](#)
- [IOP](#)

---

### B0136603

#### Explanation:

Tampering of cryptographic card suspected.

## Failing Item

- [IOA](#)
- [IOP](#)
- [PTFSRCH](#)

## Problem determination:

Work with the configuration to resolve the error before working the failing item list.

## Failing Item

- [AJDG301](#)

---

### B0126202

#### Explanation:

I/O processor Licensed Internal Code error with PCI bridge on 285A FSIOA card.

## Failing Item

- [AJDGP01](#)
- [FI00719](#)

---

### B0136604

#### Explanation:

Operating voltage or temperature range limits exceeded.

#### Response:

Correct any conditions in the physical environment which might have caused the voltage or temperature out-of-range error on the 4758 adapter card. After you correct the conditions, vary off and then vary back on the 4758 device description associated with the 4758 adapter card.

## Failing Item

- [CARDTMP](#)

---

### B0136611

#### Explanation:

I/O adapter hardware error detected.

## Failing Item

- [IOA](#)
- [PTFSRCH](#)

---

### B0136613

#### Explanation:

Tampering of cryptographic card suspected.

## Failing Item

- [IOA](#)
- [PTFSRCH](#)

---

### B0136614

#### Explanation:

Operating voltage or temperature range limits exceeded.

#### Response:

Correct any conditions in the physical environment which might have caused the voltage or temperature out-of-range error on the cryptographic adapter card. After you correct the conditions, vary off and then vary back on the device description associated with the cryptographic adapter card.

## Failing Item

- [CARDTMP](#)

---

### B0136615

#### Explanation:

Cryptographic adapter LIC not loaded or not valid.

## Failing Item

- [CRYPTLP](#)
- [PTFSRCH](#)
- [IOA](#)

---

### B0136616

#### Explanation:

System log entry only, no service action required.

---

### B0136617

#### Explanation:

Adapter monitoring circuitry has failed.

## Failing Item

- [IOA](#)
- [PTFSRCH](#)

---

### B0136618

#### Explanation:

Adapter monitoring circuitry has exceeded threshold.

#### Response:

The adapter can be varied on and used, but should be replaced during the next scheduled maintenance of the system.

## Failing Item

- [IOA](#)

- [PTFSRCH](#)

---

### B0136619

#### Explanation:

Cryptographic adapter LIC is down level.

## Problem determination

The cryptographic adapter can not confirm that an optional method for processing cryptographic operations is currently available. This can be for 2 different reasons:

- The most current version of its licensed internal code is not installed on the system. The licensed internal code for the adapter does not ship with the system. For systems with Licensed Internal Code V5R4M5 or earlier, it is contained within the licensed program 5733-CY1 Cryptographic Device Manager. For systems with Licensed Internal Code V6R1M0 or V6R1M1 it is contained within the licensed program 5733-CY2 Cryptographic Device Manager, and for systems with Licensed Internal Code V7R1M0 or later it is contained within the licensed program 5733-CY3 Cryptographic Device Manager.
- The Function Control Vector, which is required to be loaded by the customer before performing any cryptographic operations, has not been loaded. Please refer to the "Loading a Function Control Vector" in the cryptographic topic in the Security section of the IBM i information center.

For both cases, the adapter is still available for use, but may not take advantage of performance enhancements found in a newer version of Cryptographic Device Manager.

Note: This event is logged for every vary on of the cryptographic card if one of the conditions above exist. It should be rare to see a V6R1 or later system without the upgraded version of the Cryptographic Device Manager. Also, when the product is announced, the customer will be instructed to load the code.

## Failing Item

- [CRYPTLP](#)
- [PTFSRCH](#)

---

### B0136620

#### Explanation:

Cryptographic adapter not operating at optimum performance.

#### Response:

The cryptographic adapter will continue to run, but performance could be improved. Vary off the cryptographic adapter and then vary it on. The vary

on may take up to 15 minutes. If the problem does not recur, optimum performance has been restored. If the problem does recur, contact your next level of support.

### Failing Item

- [SVCDOCS](#)

---

#### B0136621

##### Explanation:

Approaching operating temperature range limit.

## (B014) Reference codes

---

---

#### B0146661

##### Explanation:

Negative-acknowledgment received.

---

#### B014B005

##### Explanation:

Block-check error on data received.

### Failing Item

- [UJ0E3](#)
- [UJB35](#)
- [FI00704](#)
- [FI00705](#)
- [FI00719](#)
- [UJE34](#)

---

#### B014B010

##### Explanation:

Clear-to-send signal dropped on modem interface.

### Failing Item

- [FI00701](#)
- [FI00704](#)
- [FI00719](#)
- [AJDG301](#)

---

#### B014B015

##### Explanation:

Carrier-detect dropped on modem interface.

### Failing Item

- [FI00701](#)
- [UJ0E3](#)
- [FI00704](#)
- [FI00705](#)

### Problem determination:

The cryptographic adapter card is still operating normally, but is approaching a temperature range limit. Check the ambient temperature and the intake temperature, and correct them if possible. Look for fan or other temperature related errors in the enclosure and fix them. If the temperature of the resource reaches the limit, the resource will shut down.

### Failing Item

- [SVCDOCS](#)

- 
- [UJB35](#)

- [AJDG301](#)

- [FI00719](#)

---

#### B014B020

##### Explanation:

Clear-to-send signal did not come up in required time.

### Failing Item

- [FI00701](#)
- [FI00704](#)
- [UJB35](#)
- [FI00719](#)
- [AJDG301](#)

---

#### B014B025

##### Explanation:

Clear-to-send signal did not drop in required time.

### Failing Item

- [FI00701](#)
- [FI00704](#)
- [UJB35](#)
- [FI00719](#)
- [AJDG301](#)

---

#### B014B030

##### Explanation:

Remote equipment did not respond in time-out period.

### Failing Item

- [UJ0E3](#)
- [FI00700](#)
- [UJB35](#)
- [FI00719](#)

- [FI00704](#)
- [AJDG301](#)

---

**B014B035****Explanation:**

Remote equipment did not respond in time-out period.

**Failing Item**

- [FI00700](#)
- [UJB35](#)

---

**B014B037****Explanation:**

Too many or too few synchronization characters.

**Failing Item**

- [UJ0E3](#)
- [FI00700](#)
- [UJB35](#)
- [FI00719](#)
- [FI00704](#)
- [AJDG301](#)

---

**B014B040****Explanation:**

Time-out; no data received.

**Failing Item**

- [UJ0E3](#)
- [UJB35](#)
- [FI00701](#)
- [FI00719](#)
- [FI00704](#)
- [FI00700](#)

---

**B014B045****Explanation:**

Unexpected response to temporary-text-delay.

**Failing Item**

- [FI00700](#)
- [UJ0E3](#)
- [FI00719](#)
- [UJB35](#)
- [FI00704](#)

---

**B014B050****Explanation:**

Unexpected response to wait-acknowledge.

**Failing Item**

- [FI00700](#)
- [UJ0E3](#)
- [FI00719](#)
- [UJB35](#)
- [FI00704](#)

---

**B014B055****Explanation:**

Data loss because receive buffer full.

**Failing Item**

- [UJB35](#)
- [UJ0E3](#)
- [FI00719](#)
- [FI00704](#)
- [FI00700](#)

---

**B014B060****Explanation:**

No response to temporary-text-delay or wait-acknowledge.

**Failing Item**

- [UJ0E3](#)
- [UJB35](#)
- [FI00701](#)
- [FI00719](#)
- [FI00704](#)
- [FI00700](#)

---

**B014B065****Explanation:**

Protocol error.

**Failing Item**

- [UJB35](#)
- [FI00718](#)
- [FI00700](#)
- [FI00719](#)
- [FI00704](#)

---

**B014B070****Explanation:**

Clock signal missing from external communications interface.



### Failing Item

- [FI00701](#)
- [FI00704](#)
- [FI00719](#)

---

#### B014B072

**Explanation:**

Clock signal missing from external communications interface.

### Failing Item

- [FI00701](#)
- [FI00704](#)
- [FI00719](#)

---

#### B014B075

**Explanation:**

Communications IOP processed data received too slow.

### Failing Item

- [UJP37](#)
- [UJB35](#)
- [FI00719](#)
- [UJOE3](#)

---

#### B014B085

**Explanation:**

Data-set-ready dropped on modem interface.

### Failing Item

- [FI00701](#)
- [FI00704](#)
- [FI00719](#)

## (B015) Reference codes

---

#### B015A555

**Explanation:**

I/O card Licensed Internal Code failed.

### Failing Item

- [FI00730](#)

---

#### B015A5AA

**Explanation:**

I/O card Licensed Internal Code failed.

- [UJOE3](#)
- [AJDG301](#)

---

#### B014B090

**Explanation:**

Negative-acknowledgment received.

### Failing Item

- [UJOE3](#)
- [UJB35](#)
- [FI00719](#)
- [UJE34](#)
- [FI00704](#)

---

#### B014B105

**Explanation:**

Data not recognized.

### Failing Item

- [UJOE3](#)
- [FI00719](#)
- [UJB35](#)
- [FI00704](#)

---

#### B014B110

**Explanation:**

Remote system did not receive last acknowledgment sent.

### Failing Item

- [UJOE3](#)
- [UJB35](#)
- [FI00719](#)
- [FI00704](#)

---

### Failing Item

- [FI00730](#)

---

#### B015A5DD

**Explanation:**

I/O card Licensed Internal Code failed.

### Failing Item

- [FI00730](#)

---

#### B015A5E1

**Explanation:**

I/O card Licensed Internal Code failed.

### Failing Item

- [FI00730](#)

---

#### B015A5E2

##### Explanation:

I/O card Licensed Internal Code failed.

### Failing Item

- [FI00730](#)

---

#### B015A5EE

##### Explanation:

I/O card Licensed Internal Code failed.

### Failing Item

- [FI00730](#)

---

#### B015A5F1

##### Explanation:

I/O card Licensed Internal Code failed.

### Failing Item

- [FI00730](#)

---

#### B015A5F2

##### Explanation:

I/O card Licensed Internal Code failed.

### Failing Item

- [FI00730](#)

---

#### B015A5F3

##### Explanation:

I/O card Licensed Internal Code failed.

### Failing Item

- [FI00730](#)

---

#### B015A5F5

##### Explanation:

I/O card Licensed Internal Code failed.

### Failing Item

- [FI00730](#)

---

#### B015A5F7

##### Explanation:

I/O card Licensed Internal Code failed.

### Failing Item

- [FI00730](#)

---

#### B015A5F9

##### Explanation:

I/O card Licensed Internal Code failed.

### Failing Item

- [FI00730](#)

---

#### B015A5FA

##### Explanation:

I/O card Licensed Internal Code failed.

### Failing Item

- [FI00730](#)

---

#### B015A5FC

##### Explanation:

I/O card Licensed Internal Code failed.

### Failing Item

- [FI00730](#)

---

#### B015A800

##### Explanation:

I/O card Licensed Internal Code failed.

### Failing Item

- [UJE36](#)

---

#### B015A802

##### Explanation:

Input value error in I/O card Licensed Internal Code.

### Failing Item

- [AJDG301](#)

---

#### B015A803

##### Explanation:

Input value error in I/O card Licensed Internal Code.

### Failing Item

- [AJDG301](#)

---

#### B015A804

##### Explanation:

Input value error in I/O card Licensed Internal Code.

### Failing Item

- [AJDG301](#)

---

#### B015A807

**Explanation:**

Input value error in I/O card Licensed Internal Code.

### Failing Item

- [FI00730](#)
- [AJDG301](#)

---

#### B015A814

**Explanation:**

Procedure error in vertical Licensed Internal Code.

### Failing Item

- [AJDG301](#)
- [FI00730](#)

---

#### B015A820

**Explanation:**

Procedure error in vertical Licensed Internal Code.

### Failing Item

- [AJDG301](#)

---

#### B015A821

**Explanation:**

Input value error in I/O card Licensed Internal Code.

### Failing Item

- [AJDG301](#)

---

#### B015A823

**Explanation:**

Input value error in I/O card Licensed Internal Code.

### Failing Item

- [AJDG301](#)

---

#### B015A825

**Explanation:**

Procedure error in vertical Licensed Internal Code.

### Failing Item

- [AJDG301](#)
- [FI00730](#)

---

#### B015A837

**Explanation:**

Procedure error in vertical Licensed Internal Code.

### Failing Item

- [AJDG301](#)
- [FI00730](#)

---

#### B015A83C

**Explanation:**

Procedure error in vertical Licensed Internal Code.

### Failing Item

- [AJDG301](#)

---

#### B015A83D

**Explanation:**

Procedure error in vertical Licensed Internal Code.

### Failing Item

- [FI00730](#)

---

#### B015A845

**Explanation:**

Input value error in I/O card Licensed Internal Code.

### Failing Item

- [AJDG301](#)

---

#### B015A846

**Explanation:**

Input value error in I/O card Licensed Internal Code.

### Failing Item

- [AJDG301](#)

---

#### B015A847

**Explanation:**

Input value error in I/O card Licensed Internal Code.

### Failing Item

- [AJDG301](#)

---

#### B015AA09

**Explanation:**

Response from I/O card Licensed Internal Code not expected.

### Failing Item

- [FI00730](#)

---

#### B015AA10

**Explanation:**

Number of stations greater than allowed in configuration.

**Failing Item**

- [UJE35](#)

---

**B015AA13****Explanation:**

Procedure error in I/O card Licensed Internal Code.

**Failing Item**

- [FI00730](#)

---

**B015AA16****Explanation:**

Procedure error in I/O card Licensed Internal Code.

**Failing Item**

- [FI00730](#)

---

**B015AA17****Explanation:**

I/O card Licensed Internal Code failed.

**Failing Item**

- [FI00730](#)

---

**B015AA18****Explanation:**

I/O card Licensed Internal Code failed.

**Failing Item**

- [FI00730](#)

---

**B015AF04****Explanation:**

Wrong response received from I/O card Licensed Internal Code.

**Failing Item**

- [AJDG301](#)

## (B017) Reference codes

---

**B0170001****Explanation:**

Low battery condition detected on IOA.

---

**B015AF05****Explanation:**

Local area network adapter; remote station error.

**Failing Item**

- [UJE39](#)

---

**B015AF07****Explanation:**

Local area network adapter; remote station error.

**Failing Item**

- [UJE39](#)

---

**B015AF08****Explanation:**

Wrong response received from I/O card Licensed Internal Code.

**Failing Item**

- [FI00730](#)

---

**B015AF09****Explanation:**

Input value error in I/O card Licensed Internal Code.

**Failing Item**

- [FI00730](#)
- [AJDG301](#)

---

**B015AFFF****Explanation:**

Procedure error in vertical Licensed Internal Code.

**Failing Item**

- [FI00730](#)
- [UJE34](#)

---

**Failing Item**

- [CRYPBAT](#)

---

**B0179001****Explanation:**

Information only, no service action required.

## (B025) Reference codes

---

### **B025A000**

**Explanation:**

Input value error in I/O card Licensed Internal Code.

**Failing Item**

- [AJDGP01](#)

---

### **B025A001**

**Explanation:**

Input value error in I/O card Licensed Internal Code.

**Failing Item**

- [AJDG301](#)

---

### **B025A013**

**Explanation:**

Wrong configuration data given to Ethernet controller.

**Failing Item**

- [AJDG301](#)

---

### **B025A01B**

**Explanation:**

Input value error in I/O card Licensed Internal Code.

**Failing Item**

- [AJDG301](#)

---

### **B025A209**

**Explanation:**

Input value error in I/O card Licensed Internal Code.

**Failing Item**

- [AJDG301](#)

---

### **B025A404**

**Explanation:**

Ethernet adapter card error.

**Failing Item**

- [IOA](#)
- [AJDGP01](#)

---

### **B025A6D5**

**Explanation:**

Wrong configuration data given to Ethernet controller.

**Failing Item**

- [AJDG301](#)

---

### **B025A6D6**

**Explanation:**

Wrong configuration data given to Ethernet controller.

**Failing Item**

- [AJDG301](#)

---

### **B025A6D9**

**Explanation:**

Ethernet adapter card error.

**Failing Item**

- [IOA](#)
- [FI00722](#)
- [IOP](#)

---

### **B025A6E3**

**Explanation:**

Ethernet adapter or network device cabling error.

**Failing Item**

- [FI00722](#)
- [UJE40](#)
- [IOA](#)

---

### **B025A6F2**

**Explanation:**

Configured line speed not supported by network.

**Failing Item**

- [UJE35](#)

---

### **B025A6F3**

**Explanation:**

Configuration of DUPLEX parameter not supported by network.

**Failing Item**

- [UJE35](#)

---

### **B025A6F4**

**Explanation:**

Unable to establish a network link.

## Failing Item

- [UJE35](#)
- [FI00722](#)

---

### B025A6F5

**Explanation:**

A resource in an aggregate line started or stopped functioning. A message is written to QSYSOPR about that resource. This PAL is informational. No service action is required. However this event may be related to other problems reported with the adapter. No message is issued from the PAL processing of this event.

### Problem determination

To determine the state change of the resource view the PAL entry hex data. Search for either the word "up" or "down" in the translated text on the right side of the screen.

- If "up" is found the resource started functioning.
- If "down" is found the resource stopped functioning.

---

### B025A6F6

**Explanation:**

I/O adapter Licensed Internal Code could not be updated. No service is required. This SRC is logged as informational.

---

### B025A6F7

**Explanation:**

Adapter is not responding appropriately to requests from the system.

## (B026) Reference codes

---

### B026A000

**Explanation:**

I/O card Licensed Internal Code error.

### Failing Item

- [FI00730](#)

---

### B026A001

**Explanation:**

Input value error in I/O card Licensed Internal Code.

### Failing Item

- [FI00730](#)
- [AJDG301](#)

---

### B026A002

**Explanation:**

## Failing Item

- [IOA](#)

---

### B025A800

**Explanation:**

MAXFRAME value in CRTLINETH command too large.

## Failing Item

- [UJE35](#)

---

### B025A801

**Explanation:**

Adapter does not support user-configured adapter address.

## Failing Item

- [UJE35](#)

---

### B025B000

**Explanation:**

System log entry only, no service action required.

---

### B025B001

**Explanation:**

Automatic recovery has been attempted on the ethernet port.

**Response:**

This error is logged for information only. No service action is required.

---

Input value error in I/O card Licensed Internal Code.

## Failing Item

- [FI00730](#)

---

### B026A003

**Explanation:**

Procedure error in I/O card Licensed Internal Code.

## Failing Item

- [FI00730](#)

---

### B026A013

**Explanation:**

Address error on communications IOP card.

### Failing Item

- [UJ9GC](#)

---

#### B026A01B

**Explanation:**

Input value error in I/O card Licensed Internal Code.

### Failing Item

- [AJDG301](#)

---

#### B026A01C

**Explanation:**

Input value error in I/O card Licensed Internal Code.

### Failing Item

- [AJDG301](#)
- [FI00730](#)

---

#### B026A01D

**Explanation:**

Input value error in I/O card Licensed Internal Code.

### Failing Item

- [AJDG301](#)

---

#### B026A01F

**Explanation:**

Input value error in I/O card Licensed Internal Code.

### Failing Item

- [FI00730](#)
- [AJDG301](#)

---

#### B026A020

**Explanation:**

Input value error in I/O card Licensed Internal Code.

### Failing Item

- [FI00730](#)

---

#### B026A022

**Explanation:**

Input value error in I/O card Licensed Internal Code.

### Failing Item

- [AJDG301](#)

---

#### B026A027

**Explanation:**

Input value error in I/O card Licensed Internal Code.

### Failing Item

- [FI00730](#)

---

#### B026A028

**Explanation:**

Input value error in I/O card Licensed Internal Code.

### Failing Item

- [FI00730](#)
- [AJDG301](#)

---

#### B026A02A

**Explanation:**

Input value error in I/O card Licensed Internal Code.

### Failing Item

- [FI00730](#)

---

#### B026A02B

**Explanation:**

I/O card Licensed Internal Code error.

### Failing Item

- [FI00730](#)
- [AJDG301](#)

---

#### B026A02C

**Explanation:**

Input value error in I/O card Licensed Internal Code.

### Failing Item

- [FI00730](#)
- [AJDG301](#)

---

#### B026A02D

**Explanation:**

Input value error in I/O card Licensed Internal Code.

### Failing Item

- [AJDG301](#)

---

#### B026A030

**Explanation:**

Procedure error in I/O card Licensed Internal Code.

### Failing Item

- [FI00730](#)

---

#### B026A201

**Explanation:**

Communications adapter detected storage access error.

### Failing Item

- [FI00730](#)

---

#### B026A203

**Explanation:**

Input value error in I/O card Licensed Internal Code.

### Failing Item

- [AJDG301](#)

---

#### B026A204

**Explanation:**

Input value error in I/O card Licensed Internal Code.

### Failing Item

- [AJDG301](#)

---

#### B026A205

**Explanation:**

Licensed Internal Code received not correct response.

### Failing Item

- [FI00730](#)

---

#### B026A206

**Explanation:**

Input value error in I/O card Licensed Internal Code.

### Failing Item

- [AJDG301](#)

---

#### B026A209

**Explanation:**

Procedure error in I/O card Licensed Internal Code.

### Failing Item

- [AJDG301](#)

---

#### B026A20A

**Explanation:**

Input value error in I/O card Licensed Internal Code.

### Failing Item

- [AJDG301](#)

---

#### B026A20B

**Explanation:**

Input value error in I/O card Licensed Internal Code.

### Failing Item

- [AJDG301](#)

---

#### B026A20C

**Explanation:**

Input value error in I/O card Licensed Internal Code.

### Failing Item

- [FI00730](#)
- [AJDG301](#)

---

#### B026A210

**Explanation:**

Procedure error in I/O card Licensed Internal Code.

### Failing Item

- [FI00730](#)

---

#### B026A213

**Explanation:**

I/O card Licensed Internal Code error.

### Failing Item

- [FI00730](#)

---

#### B026A300

**Explanation:**

I/O Adapter hardware error detected.

### Failing Item

- [IOA](#)
- [IOP](#)

---

#### B026A301

**Explanation:**

I/O Adapter hardware error detected.

### Failing Item

- [IOA](#)
- [IOP](#)

---

#### B026A302

**Explanation:**

I/O Adapter hardware error detected.

### Failing Item

- [IOA](#)



- [IOP](#)

---

**B026A40B****Explanation:**

Address error on communications IOP card.

**Failing Item**

- [IOA](#)

---

**B026A6C2****Explanation:**

I/O card Licensed Internal Code error.

**Failing Item**

- [AJDG301](#)

---

**B026A6D4****Explanation:**

Procedure error in I/O card Licensed Internal Code.

**Failing Item**

- [AJDG301](#)

---

**B026A6D5****Explanation:**

Input value error in I/O card Licensed Internal Code.

**Failing Item**

- [AJDG301](#)

## (B028) Reference codes

---

**B0281200****Explanation:**

Communications controller task ended abnormally; type 1.

**Failing Item**

- [FI00730](#)

---

**B0281201****Explanation:**

Communications controller task ended abnormally; type 2.

**Failing Item**

- [FI00730](#)

---

**B0281202****Explanation:**

---

**B026A6D6****Explanation:**

Adapter card detected not valid data.

**Failing Item**

- [AJDG301](#)

---

**B026A6D7****Explanation:**

Adapter card detected not valid data.

**Failing Item**

- [FI00730](#)

---

**B026A710****Explanation:**

I/O Adapter hardware error detected.

**Failing Item**

- [IOA](#)

---

**B026FFFF****Explanation:**

User suspected communications problem.

**Failing Item**

- [USER](#)

---

Communications controller task ended abnormally; type 3.

**Failing Item**

- [FI00730](#)

---

**B0281701****Explanation:**

Disconnect mode frame received.

**Failing Item**

- [UJ0E9](#)

---

**B0281702****Explanation:**

Disconnect mode frame received during link activation.

### Failing Item

- [UJ0E3](#)

---

#### B0281703

**Explanation:**

Disconnect mode frame received when transmitting information.

### Failing Item

- [UJ0E3](#)
- [FI00730](#)

---

#### B0281704

**Explanation:**

Frame reject type W received.

### Failing Item

- [FI00730](#)
- [UJ0E3](#)

---

#### B0281705

**Explanation:**

Frame reject type X received.

### Failing Item

- [FI00730](#)
- [UJ0E3](#)

---

#### B0281706

**Explanation:**

Frame reject type Y received.

### Failing Item

- [FI00730](#)
- [UJJ35](#)

---

#### B0281707

**Explanation:**

Frame reject type Z received.

### Failing Item

- [FI00730](#)
- [UJ0E3](#)

---

#### B0281708

**Explanation:**

Frame reject type W sent.

### Failing Item

- [UJ0E3](#)
- [FI00730](#)

---

#### B0281709

**Explanation:**

Frame reject type X sent.

### Failing Item

- [UJ0E3](#)
- [FI00730](#)

---

#### B028170A

**Explanation:**

Frame reject type Y sent.

### Failing Item

- [UJJ35](#)
- [UJ0E3](#)

---

#### B028170B

**Explanation:**

Frame reject type Z sent.

### Failing Item

- [FI00730](#)
- [UJ0E3](#)

---

#### B028170C

**Explanation:**

Frame retry limit reached.

### Failing Item

- [UJ0E9](#)
- [FI00701](#)
- [FI00704](#)
- [UJJ35](#)

---

#### B028170D

**Explanation:**

Set-asynchronous-balance-mode frame received in data mode.

### Failing Item

- [FI00730](#)
- [UJ0E3](#)

---

#### B028170E

**Explanation:**

Wrong response received from remote equipment.

### Failing Item

- [UJJ35](#)
- [UJOE3](#)
- [FI00700](#)

---

#### B0282651

**Explanation:**

First call failed, retrying call; no CFI from modem.

### Failing Item

- [UJE34](#)
- [UJJ35](#)
- [FI00704](#)
- [FI00701](#)

---

#### B0282652

**Explanation:**

First call failed, retrying call; CFI AB from modem.

### Failing Item

- [UJOE3](#)
- [FI00704](#)
- [UJA35](#)

---

#### B0282653

**Explanation:**

First call failed, retrying call; CFI DE from modem.

### Failing Item

- [UJOE3](#)
- [FI00704](#)

---

#### B0282654

**Explanation:**

First call failed, retrying call; CFI ET from modem.

### Failing Item

- [UJOE3](#)
- [UJA35](#)

---

#### B0282656

**Explanation:**

First call failed, retrying call; CFI NT from modem.

### Failing Item

- [UJOE3](#)

- [FI00705](#)
- [UJA35](#)

---

#### B0282657

**Explanation:**

First call failed, retrying call; CFI RT from modem.

### Failing Item

- [UJOE3](#)
- [UJA35](#)

---

#### B0282660

**Explanation:**

Call failed, retrying call; Non-standard CFI from modem.

### Failing Item

- [UJOE3](#)
- [FI00704](#)

---

#### B028450A

**Explanation:**

Incorrect command value sent by vertical LIC.

### Failing Item

- [AJDG301](#)

---

#### B0284590

**Explanation:**

Wrong telephone number specified in system configuration.

### Failing Item

- [UJA35](#)
- [FI00751](#)

---

#### B0284592

**Explanation:**

No number specified in controller description.

### Failing Item

- [UJA35](#)
- [FI00751](#)

---

#### B0284594

**Explanation:**

Wrong telephone number specified in system configuration.

### Failing Item

- [UJA35](#)
- [FI00751](#)

---

#### B0285000

##### Explanation:

Wrong command received by communications controller.

### Failing Item

- [FI00751](#)

---

#### B0285002

##### Explanation:

Wrong procedure followed by I/O card Licensed Internal Code.

### Failing Item

- [FI00751](#)

---

#### B0285008

##### Explanation:

Procedure error in vertical Licensed Internal Code.

### Failing Item

- [UJE34](#)

---

#### B0285009

##### Explanation:

Wrong command value received by communications IOP.

### Failing Item

- [FI00751](#)

---

#### B028500B

##### Explanation:

Wrong command value received by communications IOP.

### Failing Item

- [FI00751](#)

---

#### B028500C

##### Explanation:

Wrong command value received by communications IOP.

### Failing Item

- [FI00751](#)

---

#### B028500D

##### Explanation:

Wrong data length received by communications controller.

### Failing Item

- [FI00751](#)
- [UJJ35](#)

---

#### B028500E

##### Explanation:

Wrong command value received by communications IOP.

### Failing Item

- [FI00751](#)

---

#### B028500F

##### Explanation:

Wrong command value received by communications IOP.

### Failing Item

- [FI00751](#)

---

#### B0285010

##### Explanation:

Wrong reset option received by communications controller.

### Failing Item

- [FI00751](#)
- [FI00730](#)

---

#### B0285011

##### Explanation:

Wrong command value received by communications IOP.

### Failing Item

- [FI00751](#)
- [FI00730](#)

---

#### B0285012

##### Explanation:

Wrong session ID received by communications controller.

### Failing Item

- [FI00751](#)

- [FI00730](#)

---

**B0285014****Explanation:**

Wrong command value received by communications IOP.

**Failing Item**

- [FI00751](#)
- [FI00730](#)

---

**B0285015****Explanation:**

Communications line already in use.

**Failing Item**

- [FI00751](#)
- [FI00730](#)

---

**B0285016****Explanation:**

Wrong command value received by communications IOP.

**Failing Item**

- [FI00751](#)
- [FI00730](#)

---

**B0285017****Explanation:**

Wrong storage value received; communications controller.

**Failing Item**

- [FI00751](#)
- [FI00730](#)

---

**B0285018****Explanation:**

Wrong trace type received by communications controller.

**Failing Item**

- [FI00751](#)
- [FI00730](#)

---

**B0285019****Explanation:**

Wrong trace length received by communications controller.

**Failing Item**

- [FI00751](#)
- [FI00730](#)

---

**B028501A****Explanation:**

Communications controller temporary storage area too small.

**Failing Item**

- [FI00751](#)

---

**B028501B****Explanation:**

Wrong ID length value sent by vertical LIC.

**Failing Item**

- [FI00751](#)

---

**B028501C****Explanation:**

Wrong command value received by communications IOP.

**Failing Item**

- [FI00730](#)

---

**B028501E****Explanation:**

Wrong command value received by communications IOP.

**Failing Item**

- [FI00730](#)

---

**B028501F****Explanation:**

Wrong command value received by communications IOP.

**Failing Item**

- [FI00730](#)

---

**B0285022****Explanation:**

Port already in use.

**Failing Item**

- [FI00751](#)
- [FI00730](#)

---

**B0285023****Explanation:**

Procedure error in vertical Licensed Internal Code.

**Failing Item**

- [FI00751](#)

---

**B0285024****Explanation:**

DTE/DCE role negotiation not valid for leased line.

**Failing Item**

- [FI00751](#)

---

**B02850E0****Explanation:**

Wrong or no external communications cable installed.

**Failing Item**

- [UJJ35](#)
- [FI00701](#)
- [IOA](#)

---

**B02850E1****Explanation:**

Port already in use.

**Failing Item**

- [UJJ35](#)
- [FI00730](#)

---

**B02850E3****Explanation:**

Wrong command value sent by IBM i Operating System licensed program.

**Failing Item**

- [AJDG301](#)
- [UJJ35](#)

---

**B02850E4****Explanation:**

Wrong command value sent by IBM i Operating System licensed program.

**Failing Item**

- [AJDG301](#)

---

**B02850E5****Explanation:**

Wrong adapter type value sent by Vertical LIC.

**Failing Item**

- [FI00751](#)
- [UJJ35](#)

---

**B02850E6****Explanation:**

Wrong slot number value sent by Vertical LIC.

**Failing Item**

- [FI00751](#)
- [UJJ35](#)

---

**B02850E7****Explanation:**

Incorrect command value sent by vertical LIC.

**Failing Item**

- [UJJ35](#)
- [FI00751](#)

---

**B02850E8****Explanation:**

Wrong command value sent by IBM i Operating System licensed program.

**Failing Item**

- [AJDG301](#)

---

**B02850E9****Explanation:**

Wrong command value sent by IBM i Operating System licensed program.

**Failing Item**

- [AJDG301](#)

---

**B02850EC****Explanation:**

Wrong command value sent by IBM i Operating System licensed program.

**Failing Item**

- [AJDG301](#)

---

**B02850ED****Explanation:**

Wrong command value sent by IBM i Operating System licensed program.

### Failing Item

- [AJDG301](#)

---

#### B02850EE

**Explanation:**

Wrong command value sent by IBM i Operating System licensed program.

### Failing Item

- [AJDG301](#)

---

#### B02850F1

**Explanation:**

Communications adapter card not installed.

### Failing Item

- [AJDG301](#)
- [UJJ35](#)
- [IOA](#)

---

#### B02850F2

**Explanation:**

V.25 adapter not installed.

### Failing Item

- [UJJ35](#)
- [FI00702](#)
- [IOA](#)

---

#### B02850F5

**Explanation:**

Network uncontrolled-not-ready warning; information only.

### Failing Item

- [UJE34](#)

---

#### B02850F6

**Explanation:**

Network controlled-not-ready warning; information only.

### Failing Item

- [UJE34](#)

---

#### B02850F7

**Explanation:**

Data-set-ready changed to not active; for information only.

### Failing Item

- [UJE34](#)

---

#### B0285203

**Explanation:**

I/O card Licensed Internal Code resource not available.

### Failing Item

- [FI00730](#)

---

#### B0285206

**Explanation:**

Communications controller storage not available.

### Failing Item

- [FI00730](#)

---

#### B02852E0

**Explanation:**

Incorrect command used by I/O card Licensed Internal Code.

### Failing Item

- [FI00730](#)

---

#### B02852E1

**Explanation:**

Wrong procedure followed by I/O card Licensed Internal Code.

### Failing Item

- [FI00730](#)

---

#### B02852E2

**Explanation:**

I/O card Licensed Internal Code resource not available.

### Failing Item

- [FI00730](#)
- [UJJ35](#)

---

#### B02852E3

**Explanation:**

Wrong response sent by I/O card Licensed Internal Code.

## Failing Item

- [FI00730](#)

---

### B02852E4

#### Explanation:

Wrong command value sent by IBM i Operating System licensed program.

## Failing Item

- [AJDG301](#)

---

### B02852E5

#### Explanation:

Wrong command value received by communications IOP.

## Failing Item

- [FI00730](#)

---

### B02852E7

#### Explanation:

X.21 network not in the ready or receive-data state.

## Failing Item

- [FI00704](#)
- [IOA](#)
- [FI00701](#)

---

### B02852E8

#### Explanation:

Error when releasing communications controller storage.

## Failing Item

- [FI00730](#)

---

### B02852E9

#### Explanation:

Error when assigning communications controller storage.

## Failing Item

- [FI00730](#)

---

### B02852EA

#### Explanation:

I/O card Licensed Internal Code error.

## Failing Item

- [FI00730](#)

---

### B0285301

#### Explanation:

Adapter card receive error.

## Failing Item

- [IOA](#)

---

### B0285302

#### Explanation:

Adapter card transmit error.

## Failing Item

- [IOA](#)

---

### B0285401

#### Explanation:

Communications IOP interrupt not expected.

## Failing Item

- [IOA](#)

---

### B0285410

#### Explanation:

Data-set-ready error on modem interface.

## Failing Item

- [FI00704](#)
- [FI00702](#)
- [IOA](#)

---

### B0285472

#### Explanation:

Data-line-occupied initially 'on' error.

## Failing Item

- [FI00702](#)
- [FI00703](#)
- [UJ0E3](#)
- [IOA](#)

---

### B0285474

#### Explanation:

Automatic call unit has data-line-occupied error.

## Failing Item

- [FI00702](#)
- [FI00703](#)
- [UJ0E3](#)



- [IOA](#)

---

**B0285476****Explanation:**

Automatic call unit has present-next-digit error.

**Failing Item**

- [FI00703](#)
- [FI00702](#)
- [IOA](#)

---

**B02854E1****Explanation:**

Port not operational.

**Failing Item**

- [IOA](#)
- [UJJ35](#)

---

**B0285600****Explanation:**

Clear-to-send off; error limit per 256 reached.

**Failing Item**

- [FI00704](#)

---

**B0285601****Explanation:**

Data-set-ready state changed; error limit per 256 reached.

**Failing Item**

- [FI00704](#)

---

**B0285602****Explanation:**

Clear-to-send state changed; error limit per 256 reached.

**Failing Item**

- [FI00704](#)

---

**B0285603****Explanation:**

Carrier-detect state changed; error limit per 256 reached.

**Failing Item**

- [FI00701](#)
- [FI00704](#)

- [FI00705](#)

- [UJOE3](#)

---

**B028560B****Explanation:**

Data-set-ready error; error limit per 256 reached.

**Failing Item**

- [FI00701](#)
- [FI00704](#)
- [UJOE3](#)
- [FI00705](#)

---

**B0285630****Explanation:**

Automatic call unit has distant-station-connected error.

**Failing Item**

- [FI00700](#)
- [UJOE3](#)
- [UJJ35](#)
- [FI00701](#)
- [IOA](#)

---

**B0285632****Explanation:**

Automatic call unit has data-set-ready error.

**Failing Item**

- [FI00700](#)
- [UJJ35](#)
- [UJA35](#)
- [FI00703](#)
- [FI00701](#)
- [IOA](#)
- [UJOE3](#)

---

**B0285651****Explanation:**

Call failed, no Call Failure Indication from modem.

**Failing Item**

- [UJE34](#)
- [UJJ35](#)
- [FI00704](#)
- [FI00701](#)

---

**B02856E8****Explanation:**

Clear-to-send not active on modem interface.

**Failing Item**

- [UJOE3](#)
- [FI00704](#)
- [UJJ35](#)
- [FI00701](#)
- [IOA](#)

---

**B02856E9****Explanation:**

Clear-to-send signal failed to drop on modem interface.

**Failing Item**

- [FI00704](#)
- [IOA](#)
- [FI00701](#)
- [AJDG301](#)

---

**B02856EA****Explanation:**

Clear-to-send signal dropped on modem interface.

**Failing Item**

- [UJOE3](#)
- [FI00704](#)
- [UJJ35](#)
- [IOA](#)
- [FI00701](#)

---

**B02856EB****Explanation:**

Carrier-detect dropped on modem interface.

**Failing Item**

- [FI00701](#)
- [FI00704](#)
- [FI00705](#)
- [UJOE3](#)
- [IOA](#)

---

**B02856EC****Explanation:**

Data-set-ready signal turn-off time-out.

**Failing Item**

- [FI00704](#)
- [UJJ35](#)
- [FI00701](#)
- [IOA](#)

---

**B02856ED****Explanation:**

Data-set-ready signal turn-on time-out.

**Failing Item**

- [FI00704](#)
- [IOA](#)
- [FI00701](#)
- [AJDG301](#)

---

**B02856F1****Explanation:**

Data-set-ready dropped on modem interface.

**Failing Item**

- [FI00704](#)
- [FI00705](#)
- [UJOE3](#)
- [FI00701](#)
- [IOA](#)

---

**B0285718****Explanation:**

SABM response or UA command received.

**Failing Item**

- [UJJ35](#)
- [UJOE3](#)

---

**B0285719****Explanation:**

Protocol mismatch during link initialization.

**Failing Item**

- [UJA35](#)
- [FI00700](#)
- [UJOE3](#)

---

**B0285721****Explanation:**

Could not send frame to remote equipment; local problem.

### Failing Item

- [FI00704](#)
- [AJDG301](#)
- [FI00701](#)
- [IOA](#)

---

#### B02857E0

**Explanation:**

Frame check error; error limit per 256 reached.

### Failing Item

- [UJ0E3](#)
- [FI00705](#)
- [FI00704](#)

---

#### B02857E1

**Explanation:**

Overrun error; error limit per 256 reached.

### Failing Item

- [UJJ35](#)
- [FI00751](#)

---

#### B02857E2

**Explanation:**

Short frame error; error limit per 256 reached.

### Failing Item

- [FI00700](#)
- [FI00751](#)
- [FI00705](#)
- [FI00704](#)
- [UJ0E3](#)

---

#### B02857E3

**Explanation:**

Abnormal end received; error limit per 256 reached.

### Failing Item

- [FI00751](#)
- [FI00700](#)
- [FI00705](#)
- [FI00704](#)
- [UJ0E3](#)

---

#### B02857E4

**Explanation:**

Underrun threshold error; limit per 256 reached.

### Failing Item

- [IOA](#)

---

#### B02857E5

**Explanation:**

Long frame; error limit per 256 reached.

### Failing Item

- [UJJ35](#)
- [FI00751](#)
- [FI00700](#)

---

#### B02857F0

**Explanation:**

Send sequence counter error; error limit per 256 reached.

### Failing Item

- [FI00751](#)
- [FI00701](#)
- [FI00704](#)
- [UJ0E3](#)

---

#### B02857F1

**Explanation:**

Receive sequence counter error; error limit per 256 reached.

### Failing Item

- [FI00751](#)
- [FI00700](#)

---

#### B02857F2

**Explanation:**

Response time-out error; error limit per 256 reached.

### Failing Item

- [FI00700](#)
- [UJ0E3](#)
- [FI00751](#)
- [FI00704](#)
- [UJJ35](#)
- [FI00705](#)
- [AJDG301](#)

---

#### B0285886

**Explanation:**

Automatic call unit switched link time-out; no answer.

### Failing Item

- [FI00703](#)
- [IOA](#)
- [FI00702](#)
- [UJ0E3](#)

---

#### B0285E01

**Explanation:**

Call error; incoming call received during outgoing call.

### Failing Item

- [UJ0E3](#)

---

#### B0286320

**Explanation:**

Automatic call unit has abandon-call attempt.

### Failing Item

- [FI00700](#)
- [UJA35](#)
- [FI00703](#)
- [IOA](#)
- [FI00702](#)

---

#### B0286322

**Explanation:**

Abandon call retry error; incorrect number length.

### Failing Item

- [UJA35](#)
- [FI00703](#)

---

#### B0286870

**Explanation:**

Automatic call unit power turned off.

### Failing Item

- [FI00703](#)
- [FI00702](#)
- [IOA](#)

---

#### B0288011

**Explanation:**

IOP Activation failed.

**Response:**

The MDMCNTRYID parameter in Network Attributes is not set. Use the CHGNETA command to set MDMCNTRYID.

### Failing Item

- [UJE34](#)

---

#### B0288013

**Explanation:**

IOP Activation failed.

**Response:**

The MDMCNTRYID parameter in Network Attributes is not valid for this adapter. Use the CHGNETA command to change the MDMCNTRYID value.

### Failing Item

- [UJE34](#)

---

#### B0288020

**Explanation:**

User suspected communications problem.

---

#### B028DA00

**Explanation:**

The I/O card LIC detected an internal error.

### Failing Item

- [FI00730](#)

---

#### B028DA01

**Explanation:**

The I/O card LIC detected an internal error.

### Failing Item

- [FI00730](#)
- [IOA](#)

---

#### B028FFFF

**Explanation:**

User suspected communications problem.

### Failing Item

- [USER](#)

---

## (B038) Reference codes

---

#### B0387000

**Explanation:**

Vertical Licensed Internal Code sent an incorrect command.

### Failing Item

- [FI00751](#)
- [FI00730](#)

---

#### **B0387002**

**Explanation:**

Vertical LIC sent incorrect command values.

### Failing Item

- [FI00751](#)
- [FI00730](#)

---

#### **B0387004**

**Explanation:**

Vertical LIC sent commands in wrong order.

### Failing Item

- [FI00751](#)
- [FI00730](#)

---

#### **B0387006**

**Explanation:**

Vertical LIC sent incorrect command values.

### Failing Item

- [FI00751](#)
- [FI00730](#)

---

#### **B0387008**

**Explanation:**

Vertical LIC sent incorrect command values.

### Failing Item

- [FI00751](#)
- [FI00730](#)

---

#### **B038700C**

**Explanation:**

Vertical LIC sent commands in wrong order.

### Failing Item

- [FI00751](#)
- [FI00730](#)

---

#### **B038700F**

**Explanation:**

Communications controller storage not available.

### Failing Item

- [FI00751](#)
- [FI00730](#)

---

#### **B0387010**

**Explanation:**

Vertical LIC sent commands in wrong order.

### Failing Item

- [FI00751](#)
- [FI00730](#)

---

#### **B0387012**

**Explanation:**

I/O card LIC followed incorrect procedure.

### Failing Item

- [FI00730](#)

---

#### **B0387014**

**Explanation:**

Vertical LIC sent commands in wrong order.

### Failing Item

- [FI00751](#)
- [FI00730](#)

---

#### **B0387018**

**Explanation:**

Configuration exceeds allowed maximum for X.25 lines.

### Failing Item

- [UJJ39](#)

---

#### **B038701A**

**Explanation:**

Wrong command value sent by IBM i Operating System licensed program.

### Failing Item

- [AJDG301](#)
- [FI00730](#)

---

#### **B038701C**

**Explanation:**

Wrong command value sent by IBM i Operating System licensed program.

## Failing Item

- [AJDG301](#)
- [FI00730](#)

---

### B038701E

#### Explanation:

Wrong command value sent by IBM i Operating System licensed program.

## Failing Item

- [UJJ36](#)
- [FI00730](#)

---

### B0387020

#### Explanation:

Vertical LIC sent incorrect command values.

## Failing Item

- [FI00751](#)
- [FI00730](#)

---

### B0387024

#### Explanation:

No logical link available for packet network.

## Failing Item

- [UJE38](#)
- [FI00751](#)

---

### B0387028

#### Explanation:

No outgoing or two-way logical link available.

## Failing Item

- [UJE38](#)
- [FI00751](#)

---

### B038702C

#### Explanation:

Remote station not connected.

## Response

This reference code usually identifies a condition that is due to a timing problem that will be recovered.

## Failing Item

- [UJJ37](#)
- [FI00751](#)

---

### B0387030

#### Explanation:

Logical link already disconnected.

## Response

This reference code usually identifies a condition that is due to a timing problem that will be recovered.

## Failing Item

- [UJJ37](#)
- [FI00751](#)

---

### B0387048

#### Explanation:

Vertical LIC sent incorrect command values.

## Failing Item

- [FI00751](#)
- [FI00730](#)

---

### B0387049

#### Explanation:

Vertical LIC sent incorrect command values.

## Failing Item

- [FI00751](#)
- [FI00730](#)

---

### B038704A

#### Explanation:

Vertical LIC sent incorrect command values.

## Failing Item

- [FI00751](#)
- [FI00730](#)

---

### B038704C

#### Explanation:

Vertical LIC sent incorrect command values.

## Failing Item

- [FI00751](#)
- [FI00730](#)

---

### B0387050

#### Explanation:

Vertical LIC sent commands in wrong order.

### Failing Item

- [FI00751](#)
- [FI00730](#)

---

#### B0387054

**Explanation:**

Vertical Licensed Internal Code sent wrong password length.

### Failing Item

- [FI00751](#)
- [FI00730](#)

---

#### B0387056

**Explanation:**

Vertical LIC sent incorrect command values.

### Failing Item

- [FI00751](#)
- [FI00730](#)

---

#### B0387058

**Explanation:**

Vertical LIC sent incorrect command values.

### Failing Item

- [FI00751](#)
- [FI00730](#)

---

#### B038705C

**Explanation:**

Vertical LIC sent incorrect command values.

### Failing Item

- [FI00751](#)
- [FI00730](#)

---

#### B0387064

**Explanation:**

Vertical Licensed Internal Code sent wrong data length.

### Failing Item

- [FI00751](#)
- [FI00730](#)

---

#### B038707C

**Explanation:**

Vertical LIC sent incorrect command values.

### Failing Item

- [FI00751](#)

---

#### B0387080

**Explanation:**

Vertical Licensed Internal Code sent an incorrect command.

### Failing Item

- [FI00751](#)
- [FI00730](#)

---

#### B0387084

**Explanation:**

Number of user requests more than maximum allowed.

### Failing Item

- [FI00751](#)
- [FI00730](#)

---

#### B0387090

**Explanation:**

I/O card LIC followed incorrect procedure.

### Failing Item

- [FI00751](#)
- [FI00730](#)

---

#### B0387092

**Explanation:**

Vertical LIC sent incorrect command values.

### Failing Item

- [UJJ38](#)
- [FI00751](#)
- [FI00730](#)

---

#### B0387094

**Explanation:**

Vertical LIC sent incorrect command values.

### Failing Item

- [FI00751](#)
- [FI00730](#)

---

#### B038728C

**Explanation:**

Vertical LIC sent incorrect command values.

## Failing Item

- [FI00730](#)

---

### B03872F0

#### Explanation:

I/O card Licensed Internal Code ended abnormally.

## Failing Item

- [FI00730](#)

---

### B03872F2

#### Explanation:

I/O card Licensed Internal Code stopped because of error.

## Failing Item

- [FI00730](#)

---

### B0387718

#### Explanation:

Network procedure error detected by I/O card lic int code.

## Failing Item

- [UJJ36](#)
- [UJ0E2](#)

---

### B0387740

#### Explanation:

Remote system sent disconnect command.

## Failing Item

- [UJ0E2](#)

---

### B0387744

#### Explanation:

Remote system sent disconnect mode frame.

## Failing Item

- [UJ0E2](#)

---

### B0387768

#### Explanation:

Remote system did not respond to command sent.

## Failing Item

- [UJJ36](#)
- [UJ0E2](#)

---

### B038776C

#### Explanation:

Remote system did not respond to command sent.

## Failing Item

- [UJ0E2](#)
- [UJJ36](#)

---

### B0387770

#### Explanation:

Remote system did not respond to disconnect command.

## Failing Item

- [UJJ36](#)
- [UJ0E2](#)

---

### B0387774

#### Explanation:

Remote system did not verify receiving data.

## Failing Item

- [UJJ36](#)
- [UJ0E2](#)

---

### B0387788

#### Explanation:

Call rejected; wrong value from remote system.

## Failing Item

- [UJ0E6](#)
- [UJJ37](#)

---

### B0387794

#### Explanation:

Expected password not provided by remote system.

## Failing Item

- [UJ0E2](#)

---

### B0387798

#### Explanation:

Remote system did not respond to test command.

## Failing Item

- [UJ0E2](#)
- [UJJ36](#)

---

### B03877A0

#### Explanation:

Checksum error; error limit per 256 reached.



### Failing Item

- [UJ0E2](#)
- [UJ0E9](#)
- [FI00730](#)

---

#### B03877A2

**Explanation:**

Bad data sent; error limit per 256 reached.

### Failing Item

- [UJ0E9](#)

---

#### B03877A4

**Explanation:**

Bad data received; error limit per 256 reached.

### Failing Item

- [UJ0E9](#)
- [UJJ35](#)

---

#### B03877A6

**Explanation:**

Remote system not ready; error limit per 256 reached.

### Failing Item

- [UJ0E2](#)
- [UJ0E9](#)
- [UJJ35](#)

---

#### B0387800

**Explanation:**

Vertical Licensed Internal Code sent an incorrect command.

### Failing Item

- [FI00751](#)
- [FI00730](#)

---

#### B0387802

**Explanation:**

Vertical LIC sent incorrect command values.

### Failing Item

- [FI00751](#)
- [FI00730](#)

---

#### B0387804

**Explanation:**

Vertical LIC sent commands in wrong order.

### Failing Item

- [FI00751](#)
- [FI00730](#)

---

#### B0387806

**Explanation:**

Vertical LIC sent incorrect command values.

### Failing Item

- [FI00751](#)
- [FI00730](#)

---

#### B0387808

**Explanation:**

Vertical LIC sent incorrect command values.

### Failing Item

- [FI00751](#)
- [FI00730](#)

---

#### B038780C

**Explanation:**

Vertical LIC sent commands in wrong order.

### Failing Item

- [FI00751](#)

---

#### B0387810

**Explanation:**

Vertical LIC sent commands in wrong order.

### Failing Item

- [FI00751](#)
- [FI00730](#)

---

#### B0387812

**Explanation:**

Procedure error in vertical Licensed Internal Code.

### Failing Item

- [FI00751](#)

---

#### B0387820

**Explanation:**

Too many logical channels defined.

### Failing Item

- [UJJ36](#)
- [FI00730](#)

---

**B0387824****Explanation:**

Outgoing and two-way logical channel not available.

**Response**

This reference code usually identifies a condition that is due to a timing problem that will be recovered.

**Failing Item**

- [UJJ37](#)
- [FI00751](#)
- [FI00730](#)

---

**B0387828****Explanation:**

Vertical LIC sent incorrect command values.

**Failing Item**

- [FI00751](#)
- [FI00730](#)

---

**B038782C****Explanation:**

Vertical LIC sent commands in wrong order.

**Failing Item**

- [FI00751](#)
- [FI00730](#)

---

**B0387840****Explanation:**

Vertical LIC sent incorrect command values.

**Failing Item**

- [AJDG301](#)
- [FI00730](#)

---

**B0387842****Explanation:**

Vertical LIC sent incorrect command values.

**Failing Item**

- [AJDG301](#)
- [FI00730](#)

---

**B0387844****Explanation:**

Vertical LIC sent incorrect command values.

**Failing Item**

- [AJDG301](#)
- [FI00730](#)

---

**B0387846****Explanation:**

Communications controller storage not available.

**Failing Item**

- [FI00751](#)
- [FI00730](#)

---

**B038784C****Explanation:**

Vertical LIC sent incorrect command values.

**Failing Item**

- [FI00751](#)
- [FI00730](#)

---

**B038784D****Explanation:**

Vertical LIC sent incorrect command values.

**Failing Item**

- [FI00751](#)
- [FI00730](#)

---

**B038784E****Explanation:**

Vertical LIC sent incorrect command values.

**Failing Item**

- [FI00751](#)
- [FI00730](#)

---

**B0387850****Explanation:**

Vertical LIC sent incorrect command values.

**Failing Item**

- [FI00751](#)
- [FI00730](#)

---

**B0387854****Explanation:**

Vertical LIC sent incorrect command values.

### Failing Item

- [FI00751](#)
- [FI00730](#)

---

**B0387857****Explanation:**

Vertical LIC sent incorrect command values.

### Failing Item

- [AJDG301](#)
- [FI00730](#)

---

**B0387858****Explanation:**

Vertical LIC sent incorrect command values.

### Failing Item

- [FI00751](#)
- [FI00730](#)

---

**B038785A****Explanation:**

Application sent invalid Q/M bit request sequence.

### Failing Item

- [UJOE6](#)
- [AJDG301](#)
- [FI00730](#)

---

**B038785C****Explanation:**

Vertical LIC sent incorrect command values.

### Failing Item

- [FI00751](#)
- [FI00730](#)

---

**B0387860****Explanation:**

Vertical LIC sent incorrect command values.

### Failing Item

- [UJJ38](#)

---

**B0387864****Explanation:**

Vertical LIC sent incorrect command values.

### Failing Item

- [UJJ38](#)
- [FI00751](#)
- [FI00730](#)

---

**B0387868****Explanation:**

Vertical LIC sent incorrect command values.

### Failing Item

- [FI00751](#)
- [FI00730](#)

---

**B038786C****Explanation:**

Vertical LIC sent incorrect command values.

### Failing Item

- [FI00751](#)
- [FI00730](#)

---

**B0387870****Explanation:**

Vertical LIC sent incorrect command values.

### Failing Item

- [FI00751](#)
- [FI00730](#)

---

**B0387872****Explanation:**

Wrong command value sent by IBM i Operating System licensed program.

### Failing Item

- [AJDG301](#)
- [FI00730](#)

---

**B0387874****Explanation:**

Vertical LIC sent incorrect command values.

### Failing Item

- [FI00751](#)
- [FI00730](#)

---

**B0387876****Explanation:**

Wrong command value sent by IBM i Operating System licensed program.

### Failing Item

- [AJDG301](#)
- [FI00730](#)

---

#### **B0387878**

##### **Explanation:**

Vertical LIC sent incorrect command values.

### Failing Item

- [FI00751](#)
- [FI00730](#)

---

#### **B038787A**

##### **Explanation:**

PLC/HDLC DTE/DCE mode configured not valid.

### Failing Item

- [FI00751](#)
- [FI00730](#)

---

#### **B038787C**

##### **Explanation:**

Vertical LIC sent incorrect command values.

### Failing Item

- [FI00751](#)
- [FI00730](#)

---

#### **B0387884**

##### **Explanation:**

Procedure error in vertical Licensed Internal Code.

### Failing Item

- [FI00751](#)
- [FI00730](#)

---

#### **B0387888**

##### **Explanation:**

Procedure error in vertical Licensed Internal Code.

### Failing Item

- [FI00751](#)
- [FI00730](#)

---

#### **B038788C**

##### **Explanation:**

Vertical LIC sent commands in wrong order.

### Response

This reference code usually identifies a condition that is due to a timing problem that will be recovered.

### Failing Item

- [UJJ37](#)
- [FI00751](#)
- [IOA](#)
- [FI00701](#)

---

#### **B0387894**

##### **Explanation:**

Procedure error in vertical Licensed Internal Code.

### Failing Item

- [FI00751](#)
- [FI00730](#)

---

#### **B0387898**

##### **Explanation:**

Vertical LIC sent commands in wrong order.

### Failing Item

- [FI00751](#)
- [FI00730](#)

---

#### **B03878A0**

##### **Explanation:**

No incoming call available to be processed.

### Response

This reference code usually identifies a condition that is due to a timing problem that will be recovered.

### Failing Item

- [UJJ37](#)
- [FI00730](#)

---

#### **B03878A4**

##### **Explanation:**

I/O card Licensed Internal Code used incorrect value.

### Failing Item

- [FI00751](#)
- [FI00730](#)

---

**B03878A6****Explanation:**

Vertical LIC sent incorrect command values.

**Failing Item**

- [FI00751](#)
- [FI00730](#)

---

**B0387A90****Explanation:**

I/O card Licensed Internal Code used incorrect value.

**Failing Item**

- [FI00730](#)

---

**B0387AF0****Explanation:**

I/O card Licensed Internal Code stopped because of error.

**Failing Item**

- [FI00730](#)

---

**B0387AF4****Explanation:**

I/O card Licensed Internal Code stopped because of error.

**Failing Item**

- [FI00751](#)
- [FI00730](#)

---

**B0387F14****Explanation:**

Reset packet received.

**Failing Item**

- [UJ0E9](#)
- [UJ0E2](#)
- [UJJ36](#)
- [UJJ35](#)

---

**B0387F18****Explanation:**

Clear packet received.

**Failing Item**

- [UJ0E9](#)
- [UJJ39](#)

- [UJ0E2](#)
- [UJJ36](#)
- [FI00751](#)

---

**B0387F1C****Explanation:**

X.25 restart packet received.

**Failing Item**

- [UJ0E9](#)
- [UJJ36](#)

---

**B0387F30****Explanation:**

X.25 reset request packet sent.

**Failing Item**

- [UJJ36](#)
- [UJ0E9](#)

---

**B0387F34****Explanation:**

X.25 clear request packet sent.

**Failing Item**

- [UJJ36](#)
- [UJ0E9](#)

---

**B0387F35****Explanation:**

X.25 clear packet sent, packet size negotiation failed.

**Failing Item**

- [UJ0E9](#)
- [UJJ35](#)

---

**B0387F36****Explanation:**

X.25 clear packet sent, window size negotiation failed.

**Failing Item**

- [UJ0E9](#)
- [UJJ35](#)

---

**B0387F38****Explanation:**

X.25 restart request packet sent.

### Failing Item

- [UJ0E9](#)
- [UJJ36](#)

---

#### B0387F3A

**Explanation:**

X.32 restart negotiation failed.

### Failing Item

- [UJ0E9](#)
- [UJJ39](#)

---

#### B0387F3C

**Explanation:**

Time-out on restart packet.

### Failing Item

- [UJ0E9](#)

---

#### B0387F40

**Explanation:**

Time-out on reset packet.

### Failing Item

- [UJ0E9](#)
- [UJJ36](#)

---

#### B0387F44

**Explanation:**

Time-out on call packet.

### Failing Item

- [UJ0E9](#)
- [UJJ36](#)

---

#### B0387F48

**Explanation:**

Time-out on clear packet.

## (B040) Reference codes

---

#### B040501C

**Explanation:**

Command value error in I/O card Licensed Internal Code.

### Failing Item

- [FI00730](#)

---

#### B040501E

### Failing Item

- [UJ0E9](#)
- [UJJ36](#)

---

#### B0387F80

**Explanation:**

Packet network used wrong procedures.

### Failing Item

- [UJ0E9](#)
- [UJA36](#)

---

#### B0387FA8

**Explanation:**

Received packet to help diagnosis.

### Failing Item

- [UJ0E9](#)
- [FI00730](#)

---

#### B0387FB0

**Explanation:**

Restart packet sent; error limit per 256 reached.

### Failing Item

- [UJ0E9](#)

---

#### B0387FB1

**Explanation:**

Reset packet received; error limit per 256 reached.

### Failing Item

- [UJ0E9](#)
- [UJ0E2](#)
- [UJJ36](#)
- [UJJ35](#)

---

**Explanation:**

Command value error in I/O card Licensed Internal Code.

### Failing Item

- [FI00730](#)

---

#### B04050E0

**Explanation:**

Wrong or no external communications cable installed.

### Failing Item

- [UJA34](#)
- [FI00701](#)
- [IOA](#)

---

### B04050E1

#### Explanation:

Communications line already in use.

### Failing Item

- [AJDG301](#)
- [UJA34](#)

---

### B04050E3

#### Explanation:

Wrong command value sent by IBM i Operating System licensed program.

### Failing Item

- [AJDG301](#)
- [UJA34](#)

---

### B04050E4

#### Explanation:

Wrong command value sent by IBM i Operating System licensed program.

### Failing Item

- [AJDG301](#)
- [UJA34](#)

---

### B04050E5

#### Explanation:

Incorrect command value sent by vertical lic int code.

### Failing Item

- [AJDG301](#)
- [UJA34](#)

---

### B04050E6

#### Explanation:

Incorrect command value sent by vertical lic int code.

### Failing Item

- [AJDG301](#)
- [UJA34](#)
- [FI00730](#)

---

### B04050E7

#### Explanation:

Incorrect command value sent by vertical lic int code.

### Failing Item

- [AJDG301](#)
- [UJA34](#)
- [FI00730](#)

---

### B04050E8

#### Explanation:

Wrong command value sent by IBM i Operating System licensed program.

### Failing Item

- [AJDG301](#)

---

### B04050E9

#### Explanation:

Incorrect command value sent by vertical lic int code.

### Failing Item

- [AJDG301](#)
- [UJA34](#)

---

### B04050EB

#### Explanation:

Incorrect command value sent by vertical lic int code.

### Failing Item

- [AJDG301](#)
- [UJA34](#)

---

### B04050EC

#### Explanation:

Wrong command value sent by IBM i Operating System licensed program.

### Failing Item

- [AJDG301](#)

---

### B04050ED

#### Explanation:

Wrong command value sent by IBM i Operating System licensed program.

### Failing Item

- [AJDG301](#)

---

### B04050EE

**Explanation:**  
Incorrect command value sent by vertical lic int code.

### Failing Item

- [AJDG301](#)

---

#### B04050F1

**Explanation:**  
Communications line not installed.

### Failing Item

- [AJDG301](#)
- [UJA34](#)
- [IOA](#)

---

#### B04050F5

**Explanation:**  
Network uncontrolled-not-ready warning; information only.

### Failing Item

- [UJA34](#)

---

#### B04050F6

**Explanation:**  
Network controlled-not-ready warning; information only.

### Failing Item

- [UJA34](#)

---

#### B04050F8

**Explanation:**  
Adapter card transmit error.

### Failing Item

- [IOA](#)
- [FI00704](#)

---

#### B0405203

**Explanation:**  
I/O card Licensed Internal Code resource not available.

### Failing Item

- [FI00730](#)

---

#### B04052E0

**Explanation:**

Incorrect command used by I/O card Licensed Internal Code.

### Failing Item

- [FI00730](#)

---

#### B04052E1

**Explanation:**  
Wrong procedure used in I/O card Licensed Internal Code.

### Failing Item

- [FI00730](#)

---

#### B04052E2

**Explanation:**  
I/O card Licensed Internal Code resource not available.

### Failing Item

- [UJA33](#)
- [UJA34](#)

---

#### B04052E4

**Explanation:**  
Wrong command value sent by IBM i Operating System licensed program.

### Failing Item

- [AJDG301](#)
- [UJA34](#)

---

#### B04052E7

**Explanation:**  
X.21 network not in the ready or receive-data state.

### Failing Item

- [FI00704](#)
- [UJ0E3](#)
- [FI00701](#)
- [IOA](#)

---

#### B04052E8

**Explanation:**  
Command value error in I/O card Licensed Internal Code.

### Failing Item

- [FI00730](#)



---

**B04052E9****Explanation:**

Command value error in I/O card Licensed Internal Code.

**Failing Item**

- [FI00730](#)

---

**B04052EA****Explanation:**

I/O card Licensed Internal Code error.

**Failing Item**

- [FI00730](#)

---

**B0405301****Explanation:**

Adapter card receive error.

**Failing Item**

- [FI00730](#)
- [IOA](#)

---

**B0405302****Explanation:**

Adapter card transmit error.

**Failing Item**

- [FI00730](#)
- [IOA](#)

---

**B0405401****Explanation:**

Communications adapter card interrupt not expected.

**Failing Item**

- [FI00730](#)
- [IOA](#)

---

**B04054E1****Explanation:**

Communications line not operational.

**Failing Item**

- [IOA](#)
- [UJA34](#)

---

**B04056E8****Explanation:**

Clear-to-send not active on modem interface.

**Failing Item**

- [UJ0E3](#)
- [UJA34](#)
- [FI00704](#)
- [FI00701](#)
- [IOA](#)

---

**B04056E9****Explanation:**

Clear-to-send signal failed to drop on modem interface.

**Failing Item**

- [FI00704](#)
- [FI00701](#)
- [IOA](#)

---

**B04056EA****Explanation:**

Clear-to-send signal dropped on modem interface.

**Failing Item**

- [UJ0E3](#)
- [FI00704](#)
- [UJA34](#)
- [IOA](#)
- [FI00701](#)

---

**B04056ED****Explanation:**

Data-set-ready turn-on time-out on modem interface.

**Failing Item**

- [FI00701](#)
- [FI00704](#)
- [IOA](#)
- [AJDG301](#)

---

**B04056F1****Explanation:**

Data-set-ready dropped on modem interface.

**Failing Item**

- [FI00704](#)
- [FI00701](#)

- [UJOE3](#)
- [IOA](#)

---

**B040A000****Explanation:**

Input value error in communications IOP LIC.

**Failing Item**

- [FI00730](#)

---

**B040A001****Explanation:**

Input value error in communications IOP LIC.

**Failing Item**

- [FI00730](#)
- [AJDG301](#)

---

**B040A002****Explanation:**

Input value error in communications IOP LIC.

**Failing Item**

- [FI00730](#)

---

**B040A003****Explanation:**

Input value error in communications IOP LIC.

**Failing Item**

- [AJDG301](#)

---

**B040A00E****Explanation:**

Procedure error in Vertical LIC.

**Failing Item**

- [AJDG301](#)

---

**B040A016****Explanation:**

Input value error in communications IOP LIC.

**Failing Item**

- [AJDG301](#)
- [FI00730](#)

---

**B040A01B****Explanation:**

Input value error in communications IOP LIC.

**Failing Item**

- [AJDG301](#)

---

**B040A01C****Explanation:**

Input value error in communications IOP LIC.

**Failing Item**

- [AJDG301](#)

---

**B040A01D****Explanation:**

Input value error in communications IOP LIC.

**Failing Item**

- [AJDG301](#)

---

**B040A02D****Explanation:**

Input value error in communications IOP LIC.

**Failing Item**

- [AJDG301](#)
- [FI00730](#)

---

**B040A201****Explanation:**

Frame Relay IOP storage not available.

**Failing Item**

- [FI00730](#)

---

**B040A204****Explanation:**

Input value error in communications IOP LIC.

**Failing Item**

- [AJDG301](#)

---

**B040A205****Explanation:**

Communications IOP LIC unexpected reponse.

**Failing Item**

- [AJDG301](#)

---

**B040A209****Explanation:**

Input value error in communications IOP LIC.

### Failing Item

- [AJDG301](#)

---

#### B040A20A

**Explanation:**

Input value error in communications IOP LIC.

### Failing Item

- [AJDG301](#)

---

#### B040A20B

**Explanation:**

Input value error in communications IOP LIC.

### Failing Item

- [AJDG301](#)

---

#### B040A210

**Explanation:**

Communication adapter card error.

### Failing Item

- [FI00701](#)
- [IOA](#)

---

#### B040A213

**Explanation:**

Severe error detected by communications IOP LIC.

### Failing Item

- [FI00730](#)

---

#### B040A800

**Explanation:**

Network not responding.

### Failing Item

- [UJ0E3](#)
- [FI00730](#)

---

#### B040A801

**Explanation:**

Too many frames with bad receive sequence counts.

### Failing Item

- [UJ0E3](#)
- [FI00730](#)

---

#### B040A807

**Explanation:**

Network not responding.

### Failing Item

- [UJ0E3](#)

---

#### B040AB00

**Explanation:**

Incorrect config data for Frame Relay LIC.

### Failing Item

- [AJDG301](#)

---

#### B040AB01

**Explanation:**

Incorrect config data for Frame Relay LIC.

### Failing Item

- [AJDG301](#)

---

#### B040AB02

**Explanation:**

Incorrect config data for Frame Relay LIC.

### Failing Item

- [AJDG301](#)

---

#### B040FFFF

**Explanation:**

User perceived problem.

### Failing Item

- [USER](#)

---

## (B057) Reference codes

---

#### B0570010

**Explanation:**

iSCSI initiator requested unknown storage target node.

### Failing Item

- [AJDG301](#)

---

#### B0570011

**Explanation:**

iSCSI Login failure.

---

**B0570012**

**Explanation:**  
iSCSI Login failure.

---

**B0570013**

**Explanation:**  
iSCSI Login failure.

---

**B0570014**

**Explanation:**  
iSCSI Login failure.

---

**B0570015**

**Explanation:**  
iSCSI Login failure.

---

**B0570016**

**Explanation:**  
iSCSI Login failure.

---

**B0570020**

**Explanation:**

CHAP authentication failure.

---

**B0571040**

**Explanation:**  
iSCSI Login failure.

**Failing Item**

- [HBATARG](#)
- [HBAINIT](#)
- [ROUTER](#)

---

**B0571041**

**Explanation:**  
iSCSI Login failure.

**Failing Item**

- [HBATARG](#)
- [HBAINIT](#)

---

## (B070) Reference codes

---

**B0700000**

**Explanation:**  
Device no response time-out; temporary error.

**Failing Item**

- [FI00601](#)
- [FI00602](#)
- [FI00610](#)

---

**B0700001**

**Explanation:**  
WS IOP detected error when transmitting data.

**Response**

Is the problem intermittent?

Yes: Perform the following procedures:

1. [INTIP05](#)
2. [INTIP14](#)

No: Perform [TWSIP01](#).

**Failing Item**

- [FI00602](#)
- [FI00601](#)
- [UY1Z1](#)

- [UY1Z3](#)
- [FI00610](#)
- [FI00615](#)

---

**B0700003**

**Explanation:**  
WS IOP detected parity error from device.

**Response**

Is the problem intermittent?

Yes: Perform the following procedures:

1. [INTIP05](#)
2. [INTIP14](#)

No: Perform [TWSIP01](#).

**Failing Item**

- [FI00602](#)
- [FI00601](#)
- [UY1Z1](#)
- [FI00610](#)

---

**B0700004**

**Explanation:**  
Device detected parity error from WS IOP.

## Response

Is the problem intermittent?

Yes: Perform the following procedures:

1. [INTIP05](#)
2. [INTIP14](#)

No: Perform [TWSIP01](#).

## Failing Item

- [FI00602](#)
- [FI00601](#)
- [UY1Z1](#)
- [FI00610](#)

---

### B0700005

#### Explanation:

WS IOP detected error when transmitting data.

## Response

Is the problem intermittent?

Yes: Perform the following procedures:

1. [INTIP05](#)
2. [INTIP14](#)

No: Perform [TWSIP01](#).

## Failing Item

- [FI00602](#)
- [FI00601](#)
- [UY1Z3](#)
- [FI00610](#)
- [FI00615](#)

---

### B0700006

#### Explanation:

WS IOP detected wrong data from device.

## Response

Is the problem intermittent?

Yes: Perform the following procedures:

1. [INTIP05](#)
2. [INTIP14](#)

No: Perform [TWSIP01](#).

## Failing Item

- [FI00601](#)
- [FI00602](#)
- [UY1Z3](#)
- [FI00610](#)

---

### B0700007

#### Explanation:

WS IOP detected wrong address from device.

## Response

Is the problem intermittent?

Yes: Perform the following procedures:

1. [INTIP05](#)
2. [INTIP14](#)

No: Perform [TWSIP01](#).

## Failing Item

- [FI00601](#)
- [UY1Z3](#)
- [UY1Z1](#)
- [FI00610](#)

---

### B0700008

#### Explanation:

WS IOP detected device power turned off, and then on.

## Failing Item

- [TWSIP01](#)
- [UY1Z5](#)
- [FI00601](#)

---

### B0700009

#### Explanation:

WS IOP detected wrong device response to start command.

## Failing Item

- [TWSIP01](#)
- [FI00601](#)
- [FI00610](#)

---

### B0700020

#### Explanation:

Device detected wrong command or device ID from WS IOP.

### Failing Item

- [TWSIP01](#)
- [FI00601](#)
- [AJLYD01](#)
- [FI00610](#)

---

#### B0700021

**Explanation:**

Device detected not valid value from WS IOP.

### Failing Item

- [TWSIP01](#)
- [FI00601](#)
- [AJLYD01](#)
- [FI00610](#)

---

#### B0700022

**Explanation:**

Device detected storage or data overrun.

### Failing Item

- [TWSIP01](#)
- [FI00601](#)
- [AJLYD01](#)
- [FI00610](#)

---

#### B0700023

**Explanation:**

Device detected null or attribute exception error .

### Failing Item

- [TWSIP01](#)
- [FI00601](#)
- [FI00610](#)

---

#### B0700024

**Explanation:**

Device detected wrong start command from WS IOP.

### Failing Item

- [TWSIP01](#)
- [FI00601](#)
- [AJLYD01](#)
- [FI00610](#)

---

#### B0700025

**Explanation:**

WS IOP detected wrong exception response from device.

### Failing Item

- [TWSIP01](#)
- [FI00601](#)
- [FI00610](#)

---

#### B0700026

**Explanation:**

WS IOP detected not valid pass-through command.

### Failing Item

- [TWSIP01](#)
- [UY1Z4](#)
- [FI00610](#)

---

#### B0700049

**Explanation:**

WS IOP detected wrong request or response from device.

### Failing Item

- [TWSIP01](#)
- [FI00601](#)
- [FI00610](#)

---

#### B0700082

**Explanation:**

WS IOP detected wrong device type from device.

### Failing Item

- [TWSIP01](#)
- [FI00601](#)

---

#### B0700090

**Explanation:**

WS IOP detected no status change from device.

### Failing Item

- [TWSIP01](#)
- [FI00601](#)
- [FI00610](#)

---

#### B0700091

**Explanation:**

WS IOP detected busy time-out from device.

## Failing Item

- [TWSIP01](#)
- [FI00601](#)
- [FI00610](#)

---

### B0700100

#### Explanation:

Device no response time-out; temporary error.

## Failing Item

- [FI00601](#)
- [FI00602](#)
- [FI00610](#)

---

### B0700101

#### Explanation:

WS IOP detected error when transmitting data.

## Response

Is the problem intermittent?

Yes: Perform the following procedures:

1. [INTIP05](#)
2. [INTIP14](#)

No: Perform [TWSIP01](#).

## Failing Item

- [FI00602](#)
- [FI00601](#)
- [UY1Z1](#)
- [UY1Z3](#)
- [FI00610](#)
- [FI00615](#)

---

### B0700103

#### Explanation:

WS IOP detected parity error from device.

## Response

Is the problem intermittent?

Yes: Perform the following procedures:

1. [INTIP05](#)
2. [INTIP14](#)

No: Perform [TWSIP01](#).

## Failing Item

- [FI00602](#)
- [FI00601](#)
- [UY1Z1](#)
- [FI00610](#)

---

### B0700104

#### Explanation:

Device detected parity error from WS IOP.

## Response

Is the problem intermittent?

Yes: Perform the following procedures:

1. [INTIP05](#)
2. [INTIP14](#)

No: Perform [TWSIP01](#).

## Failing Item

- [FI00602](#)
- [FI00601](#)
- [UY1Z1](#)
- [FI00610](#)

---

### B0700105

#### Explanation:

WS IOP detected error when transmitting data.

## Response

Is the problem intermittent?

Yes: Perform the following procedures:

1. [INTIP05](#)
2. [INTIP14](#)

No: Perform [TWSIP01](#).

## Failing Item

- [FI00602](#)
- [FI00601](#)
- [UY1Z3](#)
- [FI00610](#)
- [FI00615](#)

---

### B0700106

#### Explanation:

WS IOP detected wrong data from device.

## Response

Is the problem intermittent?

Yes: Perform the following procedures:

1. [INTIP05](#)
2. [INTIP14](#)

No: Perform [TWSIP01](#).

## Failing Item

- [FI00601](#)
- [FI00602](#)
- [UY1Z3](#)
- [FI00610](#)

---

### B0700107

#### Explanation:

WS IOP detected wrong address from device.

## Response

Is the problem intermittent?

Yes: Perform the following procedures:

1. [INTIP05](#)
2. [INTIP14](#)

No: Perform [TWSIP01](#).

## Failing Item

- [FI00601](#)
- [UY1Z3](#)
- [UY1Z1](#)
- [FI00610](#)

---

### B0700108

#### Explanation:

WS IOP detected device power turned off, and then on.

## Failing Item

- [TWSIP01](#)
- [UY1Z5](#)
- [FI00601](#)

---

### B0700109

#### Explanation:

WS IOP detected wrong device response to start command.

## Failing Item

- [TWSIP01](#)
- [FI00601](#)
- [FI00610](#)

---

### B0700111

#### Explanation:

WS IOP detected wrong keyboard scan code from display.

## Failing Item

- [TWSIP01](#)
- [FI00601](#)
- [AJLYD01](#)
- [FI00610](#)

---

### B0700120

#### Explanation:

Device detected wrong command or device ID from WS IOP.

## Failing Item

- [TWSIP01](#)
- [FI00601](#)
- [AJLYD01](#)
- [FI00610](#)

---

### B0700121

#### Explanation:

Device detected not valid value from WS IOP.

## Failing Item

- [TWSIP01](#)
- [FI00601](#)
- [AJLYD01](#)
- [FI00610](#)

---

### B0700122

#### Explanation:

Device detected storage or data overrun.

## Failing Item

- [TWSIP01](#)
- [FI00601](#)
- [AJLYD01](#)



- [FI00610](#)

---

**B0700123****Explanation:**

Device detected null or attribute exception error .

**Failing Item**

- [TWSIP01](#)
- [FI00601](#)
- [FI00610](#)

---

**B0700124****Explanation:**

Device detected wrong start command from WS IOP.

**Failing Item**

- [TWSIP01](#)
- [FI00601](#)
- [AJLYD01](#)
- [FI00610](#)

---

**B0700125****Explanation:**

WS IOP detected wrong exception response from device.

**Failing Item**

- [TWSIP01](#)
- [FI00601](#)
- [FI00610](#)

---

**B0700126****Explanation:**

WS IOP detected not valid pass-through command.

**Failing Item**

- [TWSIP01](#)
- [UY1Z4](#)
- [FI00610](#)

---

**B0700149****Explanation:**

WS IOP detected wrong request or response from device.

**Failing Item**

- [TWSIP01](#)
- [FI00601](#)
- [FI00610](#)

---

**B0700170****Explanation:**

WS IOP detected error downloading printer definition table.

**Failing Item**

- [AJDG301](#)
- [FI00601](#)

---

**B0700171****Explanation:**

WS IOP detected error downloading printer definition table.

**Failing Item**

- [FI00601](#)
- [AJLYD01](#)

---

**B0700172****Explanation:**

WS IOP detected error downloading printer definition table.

**Failing Item**

- [UX201](#)
- [AJDG301](#)
- [FI00601](#)

---

**B0700173****Explanation:**

WS IOP detected error downloading printer definition table.

**Failing Item**

- [UX201](#)
- [FI00601](#)

---

**B0700174****Explanation:**

WS IOP detected error unloading printer definition table.

**Failing Item**

- [FI00601](#)
- [AJLYD01](#)

---

**B0700175****Explanation:**

WS IOP detected device configuration error.

## Failing Item

- [FI00601](#)
- [AJLYD01](#)

---

### B0700176

#### Explanation:

WS IOP detected error downloading LIC to device.

## Failing Item

- [UX202](#)
- [FI00601](#)

---

### B0700177

#### Explanation:

WS IOP detected error downloading LIC to device.

## Failing Item

- [UX202](#)
- [FI00601](#)

---

### B0700181

#### Explanation:

Wrong magnetic stripe reader response.

## Failing Item

- [TWSIP01](#)
- [FI00605](#)
- [MEDIA](#)
- [FI00601](#)
- [FI00610](#)

---

### B0700182

#### Explanation:

WS IOP detected wrong device type from device.

## Failing Item

- [TWSIP01](#)
- [FI00601](#)

---

### B0700183

#### Explanation:

WS IOP detected wrong display size value.

## Failing Item

- [TWSIP01](#)
- [FI00601](#)

---

### B0700184

#### Explanation:

WS IOP detected wrong keyboard identification.

## Response

Verify that the correct keyboard is attached correctly to the workstation.

If the correct keyboard is attached correctly to the workstation, perform the procedure indicated in the failing item list.

## Failing Item

- [TWSIP01](#)
- [FI00601](#)

---

### B0700189

#### Explanation:

Wrong magnetic stripe reader or light pen status.

## Failing Item

- [TWSIP01](#)
- [FI00601](#)
- [FI00605](#)
- [FI00607](#)
- [FI00610](#)

---

### B0700190

#### Explanation:

WS IOP detected no status change from device.

## Response

Is the problem intermittent?

Yes: Perform the following procedures:

1. [INTIP05](#)
2. [INTIP14](#)

No: Perform [TWSIP01](#).

## Failing Item

- [FI00601](#)
- [FI00610](#)
- [UY1Z1](#)

---

### B0700191

#### Explanation:

WS IOP detected busy time-out from device.

## Failing Item

- [TWSIP01](#)
- [FI00601](#)
- [FI00610](#)

---

### B0700200

#### Explanation:

Device no response time-out; temporary error.

## Failing Item

- [FI00604](#)
- [FI00602](#)
- [FI00610](#)

---

### B0700201

#### Explanation:

WS IOP detected error when transmitting data.

## Response

Is the problem intermittent?

Yes: Perform the following procedures:

1. [INTIP05](#)
2. [INTIP14](#)

No: Perform [TWSIP01](#).

## Failing Item

- [FI00602](#)
- [FI00604](#)
- [UY1Z1](#)
- [UY1Z3](#)
- [FI00610](#)
- [FI00615](#)

---

### B0700203

#### Explanation:

WS IOP detected parity error from device.

## Response

Is the problem intermittent?

Yes: Perform the following procedures:

1. [INTIP05](#)
2. [INTIP14](#)

No: Perform [TWSIP01](#).

## Failing Item

- [FI00602](#)
- [FI00604](#)
- [UY1Z1](#)
- [FI00610](#)

---

### B0700204

#### Explanation:

Device detected parity error from WS IOP.

## Response

Is the problem intermittent?

Yes: Perform the following procedures:

1. [INTIP05](#)
2. [INTIP14](#)

No: Perform [TWSIP01](#).

## Failing Item

- [FI00602](#)
- [FI00604](#)
- [UY1Z1](#)
- [FI00610](#)

---

### B0700205

#### Explanation:

WS IOP detected error when transmitting data.

## Response

Is the problem intermittent?

Yes: Perform the following procedures:

1. [INTIP05](#)
2. [INTIP14](#)

No: Perform [TWSIP01](#).

## Failing Item

- [FI00602](#)
- [FI00604](#)
- [UY1Z1](#)
- [FI00610](#)
- [FI00615](#)

---

### B0700206

#### Explanation:

WS IOP detected wrong data from device.

## Response

Is the problem intermittent?

Yes: Perform the following procedures:

1. [INTIP05](#)
2. [INTIP14](#)

No: Perform [TWSIP01](#).

## Failing Item

- [FI00604](#)
- [FI00602](#)
- [UY1Z3](#)
- [FI00610](#)

---

### B0700207

#### Explanation:

WS IOP detected wrong address from device.

## Response

Is the problem intermittent?

Yes: Perform the following procedures:

1. [INTIP05](#)
2. [INTIP14](#)

No: Perform [TWSIP01](#).

## Failing Item

- [FI00604](#)
- [UY1Z3](#)
- [UY1Z1](#)
- [FI00610](#)

---

### B0700208

#### Explanation:

WS IOP detected device power turned off, and then on.

## Failing Item

- [UY1Z5](#)
- [FI00604](#)

---

### B0700209

#### Explanation:

WS IOP detected wrong device response to start command.

## Failing Item

- [FI00604](#)
- [FI00610](#)

---

### B0700210

#### Explanation:

Printer detected equipment error.

## Failing Item

- [FI00604](#)

---

### B0700211

#### Explanation:

Printer detected equipment error.

## Failing Item

- [FI00604](#)
- [AJLYD01](#)
- [FI00610](#)

---

### B0700212

#### Explanation:

Printer detected equipment error.

## Failing Item

- [FI00604](#)

---

### B0700220

#### Explanation:

Device detected wrong command or device ID from WS IOP.

## Failing Item

- [FI00604](#)
- [AJLYD01](#)
- [FI00610](#)

---

### B0700221

#### Explanation:

Device detected not valid value from WS IOP.

## Failing Item

- [FI00604](#)
- [AJLYD01](#)
- [FI00610](#)

---

### B0700222

#### Explanation:

Device detected storage or data overrun.

### Failing Item

- [FI00604](#)
- [AJLYD01](#)
- [FI00610](#)

---

#### B0700223

**Explanation:**

WS IOP detected start command to printer was lost.

### Failing Item

- [FI00604](#)
- [FI00602](#)
- [FI00610](#)

---

#### B0700224

**Explanation:**

Device detected wrong start command from WS IOP.

### Failing Item

- [FI00604](#)
- [AJLYD01](#)
- [FI00610](#)

---

#### B0700225

**Explanation:**

WS IOP detected wrong exception response from device.

### Failing Item

- [FI00604](#)
- [FI00610](#)

---

#### B0700226

**Explanation:**

Printer detected equipment error.

### Failing Item

- [FI00604](#)

---

#### B0700230

**Explanation:**

Printer detected equipment error.

### Failing Item

- [FI00604](#)

---

#### B0700231

**Explanation:**

Printer detected equipment error.

### Failing Item

- [FI00604](#)

---

#### B0700232

**Explanation:**

Printer detected equipment error.

### Failing Item

- [FI00604](#)

---

#### B0700233

**Explanation:**

Printer detected equipment error.

### Failing Item

- [FI00604](#)

---

#### B0700234

**Explanation:**

Printer detected equipment error.

### Failing Item

- [FI00604](#)

---

#### B0700235

**Explanation:**

Printer detected equipment error.

### Failing Item

- [FI00604](#)

---

#### B0700236

**Explanation:**

Printer detected equipment error.

### Failing Item

- [FI00604](#)

---

#### B0700237

**Explanation:**

Printer detected equipment error.

### Failing Item

- [FI00604](#)

---

#### B0700238

**Explanation:**

Printer detected equipment error.

### Failing Item

- [FI00604](#)

---

#### B0700239

**Explanation:**

Printer detected equipment error.

### Failing Item

- [FI00604](#)

---

#### B0700240

**Explanation:**

Printer detected equipment error.

### Failing Item

- [FI00604](#)

---

#### B0700241

**Explanation:**

Printer detected equipment error.

### Failing Item

- [FI00604](#)

---

#### B0700242

**Explanation:**

Printer detected equipment error.

### Failing Item

- [FI00604](#)

---

#### B0700243

**Explanation:**

Printer detected equipment error.

### Failing Item

- [FI00604](#)

---

#### B0700244

**Explanation:**

Printer detected equipment error.

### Failing Item

- [FI00604](#)

---

#### B0700245

**Explanation:**

Printer detected equipment error.

### Failing Item

- [FI00604](#)

---

#### B0700246

**Explanation:**

Printer detected equipment error.

### Failing Item

- [FI00604](#)

---

#### B0700247

**Explanation:**

Printer detected equipment error.

### Failing Item

- [FI00604](#)

---

#### B0700248

**Explanation:**

Printer detected equipment error.

### Failing Item

- [FI00604](#)

---

#### B0700249

**Explanation:**

WS IOP detected wrong request or response from device.

### Failing Item

- [FI00604](#)

- [FI00610](#)

---

#### B070026X

**Explanation:**

Printer detected equipment error.

**Response:**

See printer documentation for more information.

### Failing Item

- [FI00604](#)

---

#### B070027X

**Explanation:**

Printer detected equipment error.

**Response:**

See printer documentation for more information.

### Failing Item

- [FI00604](#)

---

#### B070028X

**Explanation:**

Printer detected equipment error.

**Response:**

See printer documentation for more information.

### Failing Item

- [FI00604](#)

---

#### B0700290

**Explanation:**

WS IOP detected no status change from device.

### Failing Item

- [FI00604](#)
- [FI00610](#)

---

#### B0700291

**Explanation:**

WS IOP detected busy time-out from device.

### Failing Item

- [FI00604](#)
- [FI00610](#)

---

#### B07002A0

**Explanation:**

Printer detected equipment error.

**Response**

Consult the printer's manual for additional information.

### Failing Item

- [FI00604](#)

---

#### B07002A1

**Explanation:**

Printer detected equipment error.

**Response**

Consult the printer's manual for additional information.

### Failing Item

- [FI00604](#)

---

#### B07002A2

**Explanation:**

Printer detected equipment error.

**Response**

Consult the printer's manual for additional information.

### Failing Item

- [FI00604](#)

---

#### B07002A3

**Explanation:**

Printer detected equipment error.

**Response**

Consult the printer's manual for additional information.

### Failing Item

- [FI00604](#)

---

#### B07002A4

**Explanation:**

Printer detected equipment error.

**Response**

Consult the printer's manual for additional information.

### Failing Item

- [FI00604](#)

---

#### B07002A5

**Explanation:**

Printer detected equipment error.

**Response**

Consult the printer's manual for additional information.

### Failing Item

- [FI00604](#)

---

**B07002A6****Explanation:**

Printer detected equipment error.

**Response**

Consult the printer's manual for additional information.

**Failing Item**

- [FI00604](#)

---

**B07002A7****Explanation:**

Printer detected equipment error.

**Response**

Consult the printer's manual for additional information.

**Failing Item**

- [FI00604](#)

---

**B07002A8****Explanation:**

Printer detected equipment error.

**Response**

Consult the printer's manual for additional information.

**Failing Item**

- [FI00604](#)

---

**B07002A9****Explanation:**

Printer detected equipment error.

**Response**

Consult the printer's manual for additional information.

**Failing Item**

- [FI00604](#)

---

**B07002AA****Explanation:**

Printer detected equipment error.

**Response**

Consult the printer's manual for additional information.

**Failing Item**

- [FI00604](#)

---

**B07002AB****Explanation:**

Printer detected equipment error.

**Response**

Consult the printer's manual for additional information.

**Failing Item**

- [FI00604](#)

---

**B07002AC****Explanation:**

Printer detected equipment error.

**Response**

Consult the printer's manual for additional information.

**Failing Item**

- [FI00604](#)

---

**B07002AD****Explanation:**

Printer detected equipment error.

**Response**

Consult the printer's manual for additional information.

**Failing Item**

- [FI00604](#)

---

**B07002AE****Explanation:**

Printer detected equipment error.

**Response**



Consult the printer's manual for additional information.

### Failing Item

- [FI00604](#)

---

#### B07002AF

##### Explanation:

Printer detected equipment error.

### Response

Consult the printer's manual for additional information.

### Failing Item

- [FI00604](#)

---

#### B07002FF

##### Explanation:

Printer detected equipment error.

### Response

Consult the printer's manual for additional information.

### Failing Item

- [FI00604](#)

---

#### B070A000

##### Explanation:

Too many devices active on the workstation IOP.

### Response

This error occurs if you attempted to activate more workstations than allowed.

Switch off power to (or remove) one or more of the display stations (except for the console) that are attached to this workstation I/O processor. Perform an initial program load (IPL) from the control panel to correct the problem.

Refer to the local workstation diagrams for the location of workstations if necessary.

### Failing Item

- [UY1Z2](#)

---

#### B070B000

##### Explanation:

WS IOP fails to report part, model and serial number.

### Failing Item

- [TWSIP01](#)
- [FI00610](#)

---

#### B070C000

##### Explanation:

WS IOP error not known.

### Failing Item

- [AJLYD01](#)
- [FI00610](#)

---

#### B070D000

##### Explanation:

Work Station IOA start-up test error.

### Failing Item

- [FI00610](#)

---

#### B070D010

##### Explanation:

WS IOP storage failure corrected.

### Failing Item

- [TWSIP01](#)
- [FI00610](#)

---

#### B070D011

##### Explanation:

WS IOP card storage failure.

### Failing Item

- [FI00610](#)

---

#### B070D021

##### Explanation:

WS IOP detected errors on all cables.

### Failing Item

- [FI00602](#)
- [FI00601](#)
- [FI00610](#)
- [FI00615](#)

---

#### B070D022

##### Explanation:

WS IOP parity errors detected on all cables.

### Failing Item

- [FI00602](#)
- [FI00601](#)
- [FI00610](#)
- [FI00615](#)

---

### B070D023

#### Explanation:

WS IOP detected errors on some, but not all cables.

### Failing Item

- [TWSIP01](#)
- [FI00602](#)
- [FI00601](#)

## (B075) Reference codes

---

### B0750101

#### Explanation:

WS IOP detected error when transmitting data.

### Failing Item

- [WSCIP01](#)
- [FI00601](#)
- [UY1Z1](#)
- [FI00631](#)
- [FI00730](#)

---

### B0750103

#### Explanation:

WS IOP detected parity error from device.

### Failing Item

- [WSCIP01](#)
- [FI00601](#)
- [UY1Z1](#)
- [FI00631](#)
- [FI00730](#)

---

### B0750104

#### Explanation:

Device detected parity error from WS IOP.

### Failing Item

- [WSCIP01](#)

- [FI00610](#)

---

### B070E000

#### Explanation:

WS IOP or IOA error during working operation.

### Failing Item

- [AJLYD01](#)
- [FI00610](#)

---

### B070F000

#### Explanation:

WS IOP or IOA operating system program error.

### Failing Item

- [AJLYD01](#)
- [FI00719](#)

- 
- [FI00601](#)

- [UY1Z1](#)

- [FI00631](#)

- [FI00730](#)
- 

### B0750105

#### Explanation:

WS IOP detected error when transmitting data.

### Failing Item

- [WSCIP01](#)

- [FI00601](#)

- [UY1Z1](#)

- [FI00631](#)

- [FI00730](#)
- 

### B0750106

#### Explanation:

WS IOP detected wrong data from device.

### Failing Item

- [WSCIP01](#)

- [FI00601](#)

- [FI00631](#)

- [UY1Z1](#)

- [FI00730](#)
- 

### B0750107

#### Explanation:

WS IOP detected wrong address from device.

### Failing Item

- [WSCIP01](#)
- [FI00601](#)
- [UY1Z1](#)
- [FI00730](#)

---

#### B0750108

**Explanation:**

WS IOP detected device power turned off, and then on.

### Failing Item

- [WSCIP01](#)
- [UY1Z5](#)
- [FI00601](#)

---

#### B0750109

**Explanation:**

WS IOP detected wrong device response to start command.

### Failing Item

- [WSCIP01](#)
- [FI00601](#)
- [FI00615](#)

---

#### B0750111

**Explanation:**

WS IOP detected wrong keyboard scan code from display.

### Failing Item

- [WSCIP01](#)
- [FI00601](#)
- [FI00730](#)

---

#### B0750120

**Explanation:**

Device detected wrong command or device ID from WS IOP.

### Failing Item

- [WSCIP01](#)
- [FI00601](#)
- [FI00730](#)

---

#### B0750121

**Explanation:**

Device detected not valid value from WS IOP.

### Failing Item

- [WSCIP01](#)
- [FI00601](#)
- [FI00730](#)

---

#### B0750122

**Explanation:**

Device detected storage or data overrun.

### Failing Item

- [WSCIP01](#)
- [FI00601](#)
- [FI00730](#)

---

#### B0750123

**Explanation:**

Device detected null or attribute exception error.

### Failing Item

- [WSCIP01](#)
- [FI00601](#)
- [FI00730](#)

---

#### B0750124

**Explanation:**

Device detected wrong start command from WS IOP.

### Failing Item

- [WSCIP01](#)
- [FI00601](#)
- [FI00730](#)

---

#### B0750125

**Explanation:**

WS IOP detected wrong exception response from device.

### Failing Item

- [WSCIP01](#)
- [FI00601](#)
- [FI00730](#)

---

#### B0750126

**Explanation:**

WS IOP detected not valid pass-through command.

### Failing Item

- [WSCIP01](#)
- [UY1Z4](#)
- [FI00730](#)

---

#### B0750149

**Explanation:**

WS IOP detected wrong request or read response from device.

### Failing Item

- [WSCIP01](#)
- [FI00601](#)
- [FI00730](#)

---

#### B0750190

**Explanation:**

WS IOP detected no status change from device.

### Failing Item

- [WSCIP01](#)
- [FI00601](#)
- [UY1Z1](#)
- [FI00730](#)

---

#### B0750191

**Explanation:**

WS IOP detected busy time-out from device.

### Failing Item

- [WSCIP01](#)
- [FI00601](#)
- [FI00730](#)

---

#### B0750201

**Explanation:**

WS IOP detected error when transmitting data.

### Failing Item

- [WSCIP01](#)
- [FI00604](#)
- [UY1Z1](#)
- [FI00631](#)
- [FI00730](#)

---

#### B0750203

**Explanation:**

WS IOP detected parity error from device.

### Failing Item

- [WSCIP01](#)
- [FI00604](#)
- [UY1Z1](#)
- [FI00631](#)
- [FI00730](#)

---

#### B0750204

**Explanation:**

Device detected parity error from WS IOP.

### Failing Item

- [WSCIP01](#)
- [FI00604](#)
- [UY1Z1](#)
- [FI00631](#)
- [FI00730](#)

---

#### B0750205

**Explanation:**

WS IOP detected error when transmitting data.

### Failing Item

- [WSCIP01](#)
- [FI00604](#)
- [UY1Z1](#)
- [FI00631](#)
- [FI00730](#)

---

#### B0750206

**Explanation:**

WS IOP detected wrong data from device.

### Failing Item

- [WSCIP01](#)
- [FI00604](#)
- [FI00631](#)
- [FI00730](#)

---

#### B0750207

**Explanation:**

WS IOP detected wrong address from device.

### Failing Item

- [WSCIP01](#)
- [FI00604](#)
- [UY1Z1](#)

- [FI00730](#)

---

**B0750208****Explanation:**

WS IOP detected device power turned off, and then on.

**Failing Item**

- [UY1Z5](#)
- [FI00604](#)

---

**B0750209****Explanation:**

WS IOP detected wrong device response to start command.

**Failing Item**

- [FI00604](#)
- [FI00730](#)

---

**B0750211****Explanation:**

Printer detected equipment error.

**Failing Item**

- [FI00604](#)
- [FI00730](#)

---

**B0750221****Explanation:**

Device detected not valid value from WS IOP.

**Failing Item**

- [FI00604](#)
- [FI00730](#)

---

**B0750224****Explanation:**

Device detected wrong start command from WS IOP.

**Failing Item**

- [FI00604](#)
- [FI00730](#)

---

**B0750225****Explanation:**

WS IOP detected wrong exception response from device.

**Failing Item**

- [FI00604](#)

- [FI00730](#)

---

**B0750290****Explanation:**

WS IOP detected no status change from device.

**Failing Item**

- [FI00604](#)
- [FI00730](#)

---

**B0750291****Explanation:**

WS IOP detected busy time-out from device.

**Failing Item**

- [FI00604](#)
- [FI00730](#)

---

**B0755000****Explanation:**

Wrong command sent by vertical Licensed Internal Code.

**Failing Item**

- [AJDG301](#)

---

**B0755001****Explanation:**

Procedure error in vertical Licensed Internal Code.

**Failing Item**

- [AJDG301](#)

---

**B0755002****Explanation:**

Procedure error in vertical Licensed Internal Code.

**Response**

Procedure error in machine instructions.

**Failing Item**

- [UJE34](#)
- [AJDG301](#)

---

**B0755006****Explanation:**

Procedure error in vertical Licensed Internal Code.

### Failing Item

- [AJDG301](#)

---

#### B0755007

#### Explanation:

Procedure error in vertical Licensed Internal Code.

### Failing Item

- [AJDG301](#)
- [UJA34](#)

---

#### B0755009

#### Explanation:

Incorrect command value sent by vertical LIC.

### Failing Item

- [AJDG301](#)

---

#### B075500A

#### Explanation:

Procedure error in vertical Licensed Internal Code.

### Failing Item

- [AJDG301](#)

---

#### B075500D

#### Explanation:

Incorrect command value sent by vertical LIC.

### Failing Item

- [AJDG301](#)
- [UJA34](#)

---

#### B0755022

#### Explanation:

Procedure error in vertical Licensed Internal Code.

### Failing Item

- [AJDG301](#)

---

#### B0755206

#### Explanation:

Communications controller storage not available.

### Failing Item

- [UJA33](#)

---

#### B07556EA

#### Explanation:

Clear-to-send signal dropped on modem interface.

### Failing Item

- [UJOE3](#)
- [FI00704](#)
- [UJA34](#)
- [FI00719](#)
- [FI00701](#)

---

#### B07556ED

#### Explanation:

Data-set-ready turn-on time-out on modem interface.

### Failing Item

- [FI00701](#)
- [FI00704](#)
- [FI00719](#)
- [AJLAG01](#)

---

#### B07556F1

#### Explanation:

Data-set-ready dropped on modem interface.

### Failing Item

- [FI00704](#)
- [FI00701](#)
- [UJOE3](#)
- [FI00719](#)

---

#### B0755710

#### Explanation:

Nonproductive receive time-out while receiving from remote.

### Failing Item

- [UJA34](#)
- [FI00700](#)
- [FI00705](#)
- [FI00704](#)
- [UJOE3](#)
- [FI00701](#)
- [FI00719](#)

---

#### B0755712

#### Explanation:

No data received from remote equipment; time-out.

### Failing Item

- [UJA34](#)

- [AJLAG01](#)
- [UJOE3](#)
- [FI00704](#)
- [FI00705](#)
- [FI00700](#)
- [UJA35](#)
- [FI00701](#)
- [FI00719](#)

---

#### **B0755715**

**Explanation:**

Remote equipment did not respond causing an idle-time-out.

#### **Failing Item**

- [UJA34](#)
- [UJOE3](#)
- [FI00701](#)
- [FI00704](#)
- [FI00705](#)
- [FI00700](#)
- [FI00719](#)

---

#### **B0755718**

**Explanation:**

Retry limit reached for sending frames to remote equipment.

#### **Failing Item**

- [UJOE3](#)
- [FI00705](#)
- [FI00704](#)
- [FI00700](#)
- [UJA34](#)
- [FI00719](#)
- [FI00701](#)

---

#### **B0755719**

**Explanation:**

Retry limit reached for sending frames to remote equipment.

#### **Failing Item**

- [FI00700](#)

---

#### **B0755720**

**Explanation:**

Retry limit reached for sending poll frame to remote.

#### **Failing Item**

- [FI00700](#)
- [UJA34](#)

---

#### **B0755721**

**Explanation:**

Could not send frame to remote equipment; local problem.

#### **Failing Item**

- [FI00704](#)
- [UJA34](#)
- [FI00701](#)
- [FI00719](#)
- [FI00730](#)

---

#### **B0755722**

**Explanation:**

Wrong command value sent by IBM i Operating System licensed program.

#### **Failing Item**

- [AJLAG01](#)
- [UJA35](#)

---

#### **B075A000**

**Explanation:**

Too many devices active on the workstation IOP.

#### **Failing Item**

- [UY1Z2](#)

---

#### **B075B000**

**Explanation:**

WS IOP card failing to report part, model and serial number.

#### **Failing Item**

- [WSCIP01](#)
- [FI00615](#)

---

#### **B075C000**

**Explanation:**

Workstation IOP error not known.

#### **Failing Item**

- [AJLAG01](#)

---

#### **B075D000**

**Explanation:**

Workstation IOP error not known.

**Failing Item**

- [AJLAG01](#)

**B075D001****Explanation:**

Wrong or no external communications cable installed.

**Failing Item**

- [FI00631](#)
- [AJLAG01](#)

**B075F003****Explanation:**

WS IOA buffer utilization threshold exceeded temporarily.

**Failing Item**

- [AJLAG01](#)

**B075FFFF****Explanation:**

User suspected problem.

**Response**

Reference code FFFF is assigned by the ANZPRB (Analyze Problems) for user-detected errors. Run ANZPRB again if the problem still exists or look in the problem log (WRKPRB) for possible failing FRUs.

**Failing Item**

- [USER](#)

## (B1xx) Reference codes

A B1xx reference code indicates that an event or exception occurred in service processor firmware. To resolve any B1xx reference code, determine if the SRC requires a service action or if it is for tracking purposes only.

Diagnostics analyze an event when it occurs to determine if the event requires service or if the event will only be recorded for tracking purposes and future reference. The determination is based on machine type, model, installed features, configuration, topology and activations at the time of the event.

If you do not find the SRC in a serviceable event view then it is a tracking event only and does not require service.

- Tracking events appear as "informational" or "Misc." or "temp" in the IBM i product activity log and the Advanced System Manage Interface (ASMI).
- Serviceable event views are:
  - AIX® Diagnostics Results Log
  - IBM i problem log
  - IBM i service action log (SAL)
  - Management console service focal point
  - Linux® Diagnostic Messages Log
  - System control panel
  - ASMI listed under serviceable events

**B1102A00****Explanation:**

An unexpected condition was encountered in OCC code.

**Response:**

If this is a tracking event, no service actions are required. Otherwise, use the FRU and procedure callouts detailed with the SRC to determine service actions.

**Explanation:**

Failed to configure a communication link to a device driver.

**Response:**

If this is a tracking event, no service actions are required. Otherwise, use the FRU and procedure callouts detailed with the SRC to determine service actions.

**B1104800****Explanation:****B1103874**



Device Driver open failure

**Response:**

The FRU callouts are calculated at the time of the failure. See the error log for the actual replacement strategy.

---

**B1104804**

**Explanation:**

An error occurred while doing a device read.

**Response:**

If this is a tracking event, no service actions are required. Otherwise, use the FRU and procedure callouts detailed with the SRC to determine service actions.

---

**B1104805**

**Explanation:**

An error occurred while doing a device write.

**Response:**

If this is a tracking event, no service actions are required. Otherwise, use the FRU and procedure callouts detailed with the SRC to determine service actions.

---

**B110BA25**

**Explanation:**

Service Processor Firmware encountered an internal error

**Response:**

The FRU callouts are calculated at the time of the failure. See the error log for the actual replacement strategy.

---

**B110BA83**

**Explanation:**

Failed to get the current time of day of the service processor.

**Response:**

If this is a tracking event, no service actions are required. Otherwise, use the FRU and procedure callouts detailed with the SRC to determine service actions.

---

**B110C65C**

**Explanation:**

The chip's scan ring did not work correctly.

**Response:**

If this is a tracking event, no service actions are required. Otherwise, use the FRU and procedure callouts detailed with the SRC to determine service actions.

---

**B110C65F**

**Explanation:**

An ASIC scan failed.

**Response:**

If this is a tracking event, no service actions are required. Otherwise, use the FRU and procedure callouts detailed with the SRC to determine service actions.

---

**B110D141**

**Explanation:**

The chip attention handler was asked to handle an invalid attention type.

**Response:**

If this is a tracking event, no service actions are required. Otherwise, use the FRU and procedure callouts detailed with the SRC to determine service actions.

---

**B110D145**

**Explanation:**

An scom attention was detected on the current chip.

**Response:**

If this is a tracking event, no service actions are required. Otherwise, use the FRU and procedure callouts detailed with the SRC to determine service actions.

---

**B110DB04**

**Explanation:**

Error: Failed opening SFC device. Possible Causes: Invalid device path, low level device failure. Resolution: Most likely a code issue, development team should be contacted.

**Response:**

If this is a tracking event, no service actions are required. Otherwise, use the FRU and procedure callouts detailed with the SRC to determine service actions.

---

**B110DB05**

**Explanation:**

Service Processor Firmware encountered an internal error

**Response:**

The FRU callouts are calculated at the time of the failure. See the error log for the actual replacement strategy.

---

**B110E501**

**Explanation:**

There was a hardware-detected problem due to the processor subsystem.

**Response:**

If this is a tracking event, no service actions are required. Otherwise, use the FRU and procedure callouts detailed with the SRC to determine service actions.

---

**B110E503****Explanation:**

There was a hardware-detected thermal failure due to the processor subsystem.

**Response:**

If this is a tracking event, no service actions are required. Otherwise, use the FRU and procedure callouts detailed with the SRC to determine service actions.

---

**B110E504****Explanation:**

A hardware failure was detected in the central electronics complex (CEC).

**Response:**

If this is a tracking event, no service actions are required. Otherwise, use the FRU and procedure callouts detailed with the SRC to determine service actions.

---

**B110E540****Explanation:**

There was a failure most likely attributable to the processor subsystem, but it could also be software-related or require further support.

**Response:**

If this is a tracking event, no service actions are required. Otherwise, use the FRU and procedure callouts detailed with the SRC to determine service actions.

---

**B110E550****Explanation:**

There was a software problem, but this could also be processor subsystem-related or require further support.

**Response:**

If this is a tracking event, no service actions are required. Otherwise, use the FRU and procedure callouts detailed with the SRC to determine service actions.

---

**B1112600****Explanation:**

The processor VPD was invalid or missing

---

**B1112601****Explanation:**

Failed to unflatten an error log.

---

**B1112608****Explanation:**

A critical thermal sensor detected an over-temperature condition

---

**B1112616****Explanation:**

OCCs will be held in reset.

**Response:**

If this is a tracking event, no service actions are required. Otherwise, use the FRU and procedure callouts detailed with the SRC to determine service actions.

---

**B1112A00****Explanation:**

An unexpected condition was encountered in OCC code.

**Response:**

If this is a tracking event, no service actions are required. Otherwise, use the FRU and procedure callouts detailed with the SRC to determine service actions.

---

**B1112A10****Explanation:**

The TPMD (thermal/power management device) was unable to enforce thermal limits on a processor. An event occurred and the thermal/power management firmware may reduce performance (either memory throttling and/or a drop in processor frequency).

**Response:**

Log into ASMI by using the admin user ID. Select System Configuration. Then, select Power Management. Then, select Power and Performance Mode Setup. If the system power mode is nominal, no service action is required. Otherwise, contact your next level of support.

---

**B1112A11****Explanation:**

The TPMD (thermal/power management device) failed to communicate with a processor over the I2C bus. An event occurred and the thermal/power management firmware may reduce performance (either memory throttling and/or a drop in processor frequency).

**Response:**

Log into ASMI by using the admin user ID. Select System Configuration. Then, select Power Management. Then, select Power and Performance Mode Setup. If the system power mode is nominal, no service action is required. Otherwise, contact your next level of support.

---

**B1112AB2****Explanation:**

A failure was detected in the PMC (processor power management controller).

**Response:**

If this is a tracking event, no service actions are required. Otherwise, use the FRU and procedure callouts detailed with the SRC to determine service actions.

---

**B1112AB4****Explanation:**

A core is not running at the expected frequency.

**Response:**

If this is a tracking event, no service actions are required. Otherwise, use the FRU and procedure callouts detailed with the SRC to determine service actions.

---

**B1112AC4****Explanation:**

The slave OCC failed to receive new Analog Power Subsystem Sweep (APSS) data over a long time interval.

**Response:**

If this is a tracking event, no service actions are required. Otherwise, use the FRU and procedure callouts detailed with the SRC to determine service actions.

---

**B1112AC5****Explanation:**

Analog Power Subsystem Sweep (APSS) failed to return data or returned bad data over a long time interval.

**Response:**

If this is a tracking event, no service actions are required. Otherwise, use the FRU and procedure callouts detailed with the SRC to determine service actions.

---

**B1112AD7****Explanation:**

An OCC GPE task is still running when it was expected to have completed.

**Response:**

If this is a tracking event, no service actions are required. Otherwise, use the FRU and procedure callouts detailed with the SRC to determine service actions.

---

**B1112ADA****Explanation:**

The Workload Optimized Frequency (WOF) has been disabled due to an error.

**Response:**

If this is a tracking event, no service actions are required. Otherwise, use the FRU and procedure callouts detailed with the SRC to determine service actions.

---

**B1114804****Explanation:**

An error occurred while doing a device read.

---

**B1114805****Explanation:**

An error occurred while doing a device write.

**Response:**

If this is a tracking event, no service actions are required. Otherwise, use the FRU and procedure callouts detailed with the SRC to determine service actions.

---

**B111500F****Explanation:**

Incompatible processor chip levels were detected.

**Response:**

If this is a tracking event, no service actions are required. Otherwise, use the FRU and procedure callouts detailed with the SRC to determine service actions.

---

**B111B901****Explanation:**

Service Processor Firmware encountered host chip device access failure.

**Response:**

The FRU callouts are calculated at the time of the failure. See the error log for the actual replacement strategy.

---

**B111BA24****Explanation:**

Service Processor Firmware encountered an internal error

**Response:**

The FRU callouts are calculated at the time of the failure. See the error log for the actual replacement strategy.

---

**B111BA5E****Explanation:**

Service Processor Firmware encountered an internal error

**Response:**

The FRU callouts are calculated at the time of the failure. See the error log for the actual replacement strategy.

---

**B111BA8A****Explanation:**

Service Processor Firmware encountered an internal error

**Response:**

The FRU callouts are calculated at the time of the failure. See the error log for the actual replacement strategy.

---

**B111BA8B****Explanation:**

Service Processor Firmware encountered an internal error

**Response:**

The FRU callouts are calculated at the time of the failure. See the error log for the actual replacement strategy.

---

**B111BAAB****Explanation:**

Service Processor Firmware lost communication with the host

**Response:**

The FRU callouts are calculated at the time of the failure. See the error log for the actual replacement strategy.

---

**B111BADF****Explanation:**

Service Processor Firmware encountered an internal error.

**Response:**

The FRU callouts are calculated at the time of the failure. See the error log for the actual replacement strategy.

---

**B111C651****Explanation:**

The chip's LBIST signature did not match expected value.

**Response:**

If this is a tracking event, no service actions are required. Otherwise, use the FRU and procedure callouts detailed with the SRC to determine service actions.

---

**B111C652****Explanation:**

A chip's LBIST signature did not equal the expected value.

**Response:**

If this is a tracking event, no service actions are required. Otherwise, use the FRU and procedure callouts detailed with the SRC to determine service actions.

---

**B111C653****Explanation:**

A chip's signature was missing the engineering change (EC) level.

**Response:**

If this is a tracking event, no service actions are required. Otherwise, use the FRU and procedure callouts detailed with the SRC to determine service actions.

---

**B111C654****Explanation:**

The chip ABIST signature didn't match the expected signature.

**Response:**

If this is a tracking event, no service actions are required. Otherwise, use the FRU and procedure callouts detailed with the SRC to determine service actions.

---

**B111C655****Explanation:**

A chip's HBIST result did not equal the expected value.

**Response:**

If this is a tracking event, no service actions are required. Otherwise, use the FRU and procedure callouts detailed with the SRC to determine service actions.

---

**B111C656****Explanation:**

There was a file error in the LBIST setup data.

**Response:**

If this is a tracking event, no service actions are required. Otherwise, use the FRU and procedure callouts detailed with the SRC to determine service actions.

---

**B111C657****Explanation:**

The L2 line delete count exceeded the threshold.

**Response:**

If this is a tracking event, no service actions are required. Otherwise, use the FRU and procedure callouts detailed with the SRC to determine service actions.

---

**B111C658****Explanation:**

The system performed a line delete. This is an informational message; no action is required.

**Response:**

None.

---

**B111C65C****Explanation:**

The chip's scan ring did not work correctly.

**Response:**

If this is a tracking event, no service actions are required. Otherwise, use the FRU and procedure callouts detailed with the SRC to determine service actions.

---

**B111C65E****Explanation:**

An L3 cache chip's arrays were bad.

**Response:**

If this is a tracking event, no service actions are required. Otherwise, use the FRU and procedure callouts detailed with the SRC to determine service actions.

---

**B111C65F****Explanation:**

The scan ring for a chip did not work correctly.

**Response:**

If this is a tracking event, no service actions are required. Otherwise, use the FRU and procedure callouts detailed with the SRC to determine service actions.

---

**B111C660****Explanation:**

The chips that were tested do not have any of the good arrays required for operation.

**Response:**

If this is a tracking event, no service actions are required. Otherwise, use the FRU and procedure callouts detailed with the SRC to determine service actions.

---

**B111C661****Explanation:**

The P6 small array signature did not equal the expected value.

**Response:**

If this is a tracking event, no service actions are required. Otherwise, use the FRU and procedure callouts detailed with the SRC to determine service actions.

---

**B111C662****Explanation:**

SVPD function did not return the expected data length.

**Response:**

If this is a tracking event, no service actions are required. Otherwise, use the FRU and procedure callouts detailed with the SRC to determine service actions.

---

**B111C663****Explanation:**

The module VPD does not have the correct version of the data structure.

**Response:**

If this is a tracking event, no service actions are required. Otherwise, use the FRU and procedure callouts detailed with the SRC to determine service actions.

---

**B111C664****Explanation:**

CFAM ID does not match the CFAM ID in the module VPD.

**Response:**

If this is a tracking event, no service actions are required. Otherwise, use the FRU and procedure callouts detailed with the SRC to determine service actions.

---

**B111C665****Explanation:**

The fuse ring length does not match the fuse ring length from the module VPD.

**Response:**

If this is a tracking event, no service actions are required. Otherwise, use the FRU and procedure callouts detailed with the SRC to determine service actions.

---

**B111C666****Explanation:**

eCMD function fails.

**Response:**

If this is a tracking event, no service actions are required. Otherwise, use the FRU and procedure callouts detailed with the SRC to determine service actions.

---

**B111C667****Explanation:**

A processor chip's arrays were bad.

**Response:**

If this is a tracking event, no service actions are required. Otherwise, use the FRU and procedure callouts detailed with the SRC to determine service actions.

---

**B111C66F****Explanation:**

A processor chip had an array that was not repairable.

**Response:**

If this is a tracking event, no service actions are required. Otherwise, use the FRU and procedure callouts detailed with the SRC to determine service actions.

---

**B111C6F0****Explanation:**

The processor chip test data was bad.

**Response:**

If this is a tracking event, no service actions are required. Otherwise, use the FRU and procedure callouts detailed with the SRC to determine service actions.

---

**B111E501****Explanation:**

There was a hardware-detected problem due to the processor FRU.

**Response:**

If this is a tracking event, no service actions are required. Otherwise, use the FRU and procedure callouts detailed with the SRC to determine service actions.

---

**B111E503****Explanation:**

A hardware-detected thermal failure occurred.

**Response:**

If this is a tracking event, no service actions are required. Otherwise, use the FRU and procedure callouts detailed with the SRC to determine service actions.

---

**B111E504****Explanation:**

A hardware failure was detected in the central electronics complex (CEC).

**Response:**

If this is a tracking event, no service actions are required. Otherwise, use the FRU and procedure callouts detailed with the SRC to determine service actions.

---

**B111E540****Explanation:**

There was a failure most likely attributable to the processor FRU, but it could also be software-related or require further support.

**Response:**

If this is a tracking event, no service actions are required. Otherwise, use the FRU and procedure callouts detailed with the SRC to determine service actions.

---

**B111E550****Explanation:**

There was a software problem, but this could also be processor FRU-related or require further support.

**Response:**

If this is a tracking event, no service actions are required. Otherwise, use the FRU and procedure callouts detailed with the SRC to determine service actions.

---

**B112C657****Explanation:**

The L2 line delete count exceeded the threshold.

**Response:**

If this is a tracking event, no service actions are required. Otherwise, use the FRU and procedure callouts detailed with the SRC to determine service actions.

---

**B112C66F****Explanation:**

A processor chip had an array that was not repairable.

**Response:**

If this is a tracking event, no service actions are required. Otherwise, use the FRU and procedure callouts detailed with the SRC to determine service actions.

---

**B112C807****Explanation:**

There was an L3 CST hardware failure.

**Response:**

If this is a tracking event, no service actions are required. Otherwise, use the FRU and procedure callouts detailed with the SRC to determine service actions.

---

**B112C808****Explanation:**

There was an L3 RDT hardware failure.

**Response:**

If this is a tracking event, no service actions are required. Otherwise, use the FRU and procedure callouts detailed with the SRC to determine service actions.

---

**B112C853****Explanation:**

Line test failed.

**Response:**

If this is a tracking event, no service actions are required. Otherwise, use the FRU and procedure callouts detailed with the SRC to determine service actions.

---

**B112E501****Explanation:**

There was a hardware-detected problem due to the processor chip cache.

**Response:**

If this is a tracking event, no service actions are required. Otherwise, use the FRU and procedure callouts detailed with the SRC to determine service actions.

---

**B112E504****Explanation:**

A hardware failure was detected in the central electronics complex (CEC).

**Response:**

If this is a tracking event, no service actions are required. Otherwise, use the FRU and procedure callouts detailed with the SRC to determine service actions.

---

**B112E540****Explanation:**

There was a failure most likely attributable to the processor chip cache, but it could also be software-related or require further support.

**Response:**

If this is a tracking event, no service actions are required. Otherwise, use the FRU and procedure callouts detailed with the SRC to determine service actions.

---

**B112E550****Explanation:**

There was a software problem, but this could also be processor chip cache-related or require further support.

**Response:**

If this is a tracking event, no service actions are required. Otherwise, use the FRU and procedure callouts detailed with the SRC to determine service actions.

---

**B11350A3****Explanation:**

Service Processor Firmware received a hardware isolation request from host this could be due to faulty hardware.

**Response:**

The FRU callouts are calculated at the time of the failure. See the error log for the actual replacement strategy.

---

**B113BA5E****Explanation:**

Log for error injection, deconfig, guard for list of HUID's.

**Response:**

If this is a tracking event, no service actions are required. Otherwise, use the FRU and procedure callouts detailed with the SRC to determine service actions.

---

**B113C651****Explanation:**

The P6 chip 16-bit LBIST signature did not match the expected value.

**Response:**

If this is a tracking event, no service actions are required. Otherwise, use the FRU and procedure callouts detailed with the SRC to determine service actions.

---

**B113C661****Explanation:**

The failing array cannot be repaired.

**Response:**

If this is a tracking event, no service actions are required. Otherwise, use the FRU and procedure callouts detailed with the SRC to determine service actions.

---

**B113C73F****Explanation:**

The data in the status address is not changing. Data should be changing if the test were running correctly.

**Response:**

If this is a tracking event, no service actions are required. Otherwise, use the FRU and procedure callouts detailed with the SRC to determine service actions.

---

**B113C74C****Explanation:**

A failure occurred while performing a direct memory access (DMA) read.

**Response:**

If this is a tracking event, no service actions are required. Otherwise, use the FRU and procedure callouts detailed with the SRC to determine service actions.

---

**B113C74D****Explanation:**

A failure occurred while checking the L2 AVPS test status.

**Response:**

If this is a tracking event, no service actions are required. Otherwise, use the FRU and procedure callouts detailed with the SRC to determine service actions.

---

**B113E501****Explanation:**

There was a hardware-detected problem due to the processor unit.

**Response:**

If this is a tracking event, no service actions are required. Otherwise, use the FRU and procedure callouts detailed with the SRC to determine service actions.

---

**B113E503****Explanation:**

There was a hardware-detected thermal failure due to the processor FRU.

**Response:**

If this is a tracking event, no service actions are required. Otherwise, use the FRU and procedure callouts detailed with the SRC to determine service actions.

---

**B113E504****Explanation:**

A hardware failure was detected in the central electronics complex (CEC).

**Response:**

If this is a tracking event, no service actions are required. Otherwise, use the FRU and procedure callouts detailed with the SRC to determine service actions.

---

**B113E540****Explanation:**

There was a failure most likely attributable to the processor unit, but it could also be software-related or require further support.

**Response:**

If this is a tracking event, no service actions are required. Otherwise, use the FRU and procedure callouts detailed with the SRC to determine service actions.

---

**B113E550****Explanation:**

There was a software problem, but this could also be processor unit-related or require further support.

**Response:**

If this is a tracking event, no service actions are required. Otherwise, use the FRU and procedure callouts detailed with the SRC to determine service actions.

---

**B114BA24****Explanation:**

Service Processor Firmware encountered an internal error

**Response:**

The FRU callouts are calculated at the time of the failure. See the error log for the actual replacement strategy.

---

**B114C651****Explanation:**

The P6 chip ㄱㄴ LBIST signature did not match the expected value.

**Response:**

If this is a tracking event, no service actions are required. Otherwise, use the FRU and procedure callouts detailed with the SRC to determine service actions.

---

**B114C65C****Explanation:**

The chip's scan ring did not work correctly.

**Response:**

If this is a tracking event, no service actions are required. Otherwise, use the FRU and procedure callouts detailed with the SRC to determine service actions.

---

**B114C65D****Explanation:**

BIST (built-in self-test) did not finish within the allotted time.

**Response:**

If this is a tracking event, no service actions are required. Otherwise, use the FRU and procedure callouts detailed with the SRC to determine service actions.

---

**B114C660****Explanation:**

The chips that were tested do not have any of the good arrays required for operation.

**Response:**

If this is a tracking event, no service actions are required. Otherwise, use the FRU and procedure callouts detailed with the SRC to determine service actions.

---

**B114C661****Explanation:**

The failing array cannot be repaired.

**Response:**

If this is a tracking event, no service actions are required. Otherwise, use the FRU and procedure callouts detailed with the SRC to determine service actions.

---

**B114C664****Explanation:**

CFAM ID does not match the CFAM ID in the module VPD.

**Response:**

If this is a tracking event, no service actions are required. Otherwise, use the FRU and procedure



callouts detailed with the SRC to determine service actions.

---

**B114C66F****Explanation:**

A processor chip had an array that was not repairable.

**Response:**

If this is a tracking event, no service actions are required. Otherwise, use the FRU and procedure callouts detailed with the SRC to determine service actions.

---

**B114C6F0****Explanation:**

The processor chip test data was bad.

**Response:**

If this is a tracking event, no service actions are required. Otherwise, use the FRU and procedure callouts detailed with the SRC to determine service actions.

---

**B114C714****Explanation:**

An uncorrectable error on an up-steam bus was detected.

**Response:**

If this is a tracking event, no service actions are required. Otherwise, use the FRU and procedure callouts detailed with the SRC to determine service actions.

---

**B114C803****Explanation:**

CST detected a hardware error.

**Response:**

If this is a tracking event, no service actions are required. Otherwise, use the FRU and procedure callouts detailed with the SRC to determine service actions.

---

**B114C804****Explanation:**

RDT detected a hardware error.

**Response:**

If this is a tracking event, no service actions are required. Otherwise, use the FRU and procedure callouts detailed with the SRC to determine service actions.

---

**B114C805****Explanation:**

Wire node CST hardware failure.

**Response:**

If this is a tracking event, no service actions are required. Otherwise, use the FRU and procedure

callouts detailed with the SRC to determine service actions.

---

**B114C806****Explanation:**

A hardware error was detected.

**Response:**

If this is a tracking event, no service actions are required. Otherwise, use the FRU and procedure callouts detailed with the SRC to determine service actions.

---

**B114C829****Explanation:**

The wire repair threshold was exceeded

**Response:**

If this is a tracking event, no service actions are required. Otherwise, use the FRU and procedure callouts detailed with the SRC to determine service actions.

---

**B114C878****Explanation:**

CST has detected a hardware error.

**Response:**

If this is a tracking event, no service actions are required. Otherwise, use the FRU and procedure callouts detailed with the SRC to determine service actions.

---

**B114C879****Explanation:**

CST has detected a hardware error.

**Response:**

If this is a tracking event, no service actions are required. Otherwise, use the FRU and procedure callouts detailed with the SRC to determine service actions.

---

**B114C87A****Explanation:**

The processor wire test has detected a hardware error.

**Response:**

If this is a tracking event, no service actions are required. Otherwise, use the FRU and procedure callouts detailed with the SRC to determine service actions.

---

**B114C87B****Explanation:**

RDT has detected a hardware error in the processor wire test.

**Response:**

If this is a tracking event, no service actions are required. Otherwise, use the FRU and procedure

callouts detailed with the SRC to determine service actions.

---

**B114CC58****Explanation:**

An error occurred on an oscillator (clock) card.

**Response:**

If this is a tracking event, no service actions are required. Otherwise, use the FRU and procedure callouts detailed with the SRC to determine service actions.

---

**B114CC61****Explanation:**

An error occurred on an oscillator (clock) card.

**Response:**

If this is a tracking event, no service actions are required. Otherwise, use the FRU and procedure callouts detailed with the SRC to determine service actions.

---

**B114DA62****Explanation:**

Service Processor Firmware encountered an internal error

**Response:**

The FRU callouts are calculated at the time of the failure. See the error log for the actual replacement strategy.

---

**B114E501****Explanation:**

There was a hardware-detected problem due to the processor bus controller.

**Response:**

If this is a tracking event, no service actions are required. Otherwise, use the FRU and procedure callouts detailed with the SRC to determine service actions.

---

**B114E503****Explanation:**

A thermal event occurred.

**Response:**

If this is a tracking event, no service actions are required. Otherwise, use the FRU and procedure callouts detailed with the SRC to determine service actions.

---

**B114E504****Explanation:**

A hardware failure was detected in the central electronics complex (CEC).

**Response:**

If this is a tracking event, no service actions are required. Otherwise, use the FRU and procedure callouts detailed with the SRC to determine service actions.

---

**B114E540****Explanation:**

There was a failure most likely attributable to the processor bus controller, but it could also be software-related or require further support.

**Response:**

If this is a tracking event, no service actions are required. Otherwise, use the FRU and procedure callouts detailed with the SRC to determine service actions.

---

**B114E550****Explanation:**

There was a software problem, but this could also be processor bus controller-related or require further support.

**Response:**

If this is a tracking event, no service actions are required. Otherwise, use the FRU and procedure callouts detailed with the SRC to determine service actions.

---

**B120105C****Explanation:**

Corrupted data from memory was sent to the service processor without an indication that it was corrupted.

**Response:**

If this is a tracking event, no service actions are required. Otherwise, use the FRU and procedure callouts detailed with the SRC to determine service actions.

---

**B120900D****Explanation:**

Failed trying to memory map the LID table header from the Primary LID file

**Response:**

The FRU callouts are calculated at the time of the failure. See the error log for the actual replacement strategy.

---

**B120900E****Explanation:**

Failed trying to memory map the LID table from the Primary LID file

**Response:**

The FRU callouts are calculated at the time of the failure. See the error log for the actual replacement strategy.

---

**B1209010**

**Explanation:**

Failed trying to unmap the NACA from the Primary LID file

**Response:**

The FRU callouts are calculated at the time of the failure. See the error log for the actual replacement strategy.

---

**B1209042****Explanation:**

Non terminating error log at the end of Memory test case. This is a summary error log at the end of the AVP memory test case. This error log will only appear if there is any error occurred during the test.

**Response:**

The FRU callouts are calculated at the time of the failure. See the error log for the actual replacement strategy.

---

**B1209052****Explanation:**

This is a information log at the end of the AVPS Mem test case. AVPS Mem test case has completed successfully.

**Response:**

The FRU callouts are calculated at the time of the failure. See the error log for the actual replacement strategy.

---

**B120C65F****Explanation:**

The chip's scan ring did not work correctly.

**Response:**

If this is a tracking event, no service actions are required. Otherwise, use the FRU and procedure callouts detailed with the SRC to determine service actions.

---

**B120C711****Explanation:**

The memory controller detected an uncorrectable memory bus error.

**Response:**

If this is a tracking event, no service actions are required. Otherwise, use the FRU and procedure callouts detailed with the SRC to determine service actions.

---

**B120C712****Explanation:**

The memory controller detected a correctable memory bus error.

**Response:**

If this is a tracking event, no service actions are required. Otherwise, use the FRU and procedure

callouts detailed with the SRC to determine service actions.

---

**B120C714****Explanation:**

An uncorrectable error on an up-steam bus was detected.

**Response:**

If this is a tracking event, no service actions are required. Otherwise, use the FRU and procedure callouts detailed with the SRC to determine service actions.

---

**B120C715****Explanation:**

A correctable error on an up-stream memory bus was detected.

**Response:**

If this is a tracking event, no service actions are required. Otherwise, use the FRU and procedure callouts detailed with the SRC to determine service actions.

---

**B120C716****Explanation:**

A down-stream uncorrectable error was detected on the memory bus.

**Response:**

If this is a tracking event, no service actions are required. Otherwise, use the FRU and procedure callouts detailed with the SRC to determine service actions.

---

**B120C717****Explanation:**

A down-stream correctable error was detected on the memory bus.

**Response:**

If this is a tracking event, no service actions are required. Otherwise, use the FRU and procedure callouts detailed with the SRC to determine service actions.

---

**B120C732****Explanation:**

An uncorrectable error on the command bus was detected.

**Response:**

If this is a tracking event, no service actions are required. Otherwise, use the FRU and procedure callouts detailed with the SRC to determine service actions.

---

**B120C733****Explanation:**

A correctable error on the command bus was detected.

**Response:**

If this is a tracking event, no service actions are required. Otherwise, use the FRU and procedure callouts detailed with the SRC to determine service actions.

---

**B120CC62**

**Explanation:**

An oscillator (clock) card failover occurred.

**Response:**

If this is a tracking event, no service actions are required. Otherwise, use the FRU and procedure callouts detailed with the SRC to determine service actions.

---

**B120E501**

**Explanation:**

There was a hardware-detected problem due to the memory subsystem.

**Response:**

If this is a tracking event, no service actions are required. Otherwise, use the FRU and procedure callouts detailed with the SRC to determine service actions.

---

**B120E504**

**Explanation:**

A hardware failure was detected in the central electronics complex (CEC).

**Response:**

If this is a tracking event, no service actions are required. Otherwise, use the FRU and procedure callouts detailed with the SRC to determine service actions.

---

**B120E540**

**Explanation:**

There was a failure most likely attributable to the memory subsystem, but it could also be software-related or require further support.

**Response:**

If this is a tracking event, no service actions are required. Otherwise, use the FRU and procedure callouts detailed with the SRC to determine service actions.

---

**B120E550**

**Explanation:**

There was a software problem, but this could also be memory subsystem-related or require further support.

**Response:**

If this is a tracking event, no service actions are required. Otherwise, use the FRU and procedure

callouts detailed with the SRC to determine service actions.

---

**B121C70E**

**Explanation:**

The memory controller failed during memory diagnostics.

**Response:**

If this is a tracking event, no service actions are required. Otherwise, use the FRU and procedure callouts detailed with the SRC to determine service actions.

---

**B121C70F**

**Explanation:**

The memory controller did not respond to the command within the time limit.

**Response:**

If this is a tracking event, no service actions are required. Otherwise, use the FRU and procedure callouts detailed with the SRC to determine service actions.

---

**B121C710**

**Explanation:**

The memory controller failed during main storage diagnostics.

**Response:**

If this is a tracking event, no service actions are required. Otherwise, use the FRU and procedure callouts detailed with the SRC to determine service actions.

---

**B121C720**

**Explanation:**

A correctable error was detected but the firmware was unable to capture the error information.

**Response:**

If this is a tracking event, no service actions are required. Otherwise, use the FRU and procedure callouts detailed with the SRC to determine service actions.

---

**B121E501**

**Explanation:**

There was a hardware-detected problem due to the memory controller.

**Response:**

If this is a tracking event, no service actions are required. Otherwise, use the FRU and procedure callouts detailed with the SRC to determine service actions.

---

**B121E504**

**Explanation:**

A hardware failure was detected in the central electronics complex (CEC).

**Response:**

If this is a tracking event, no service actions are required. Otherwise, use the FRU and procedure callouts detailed with the SRC to determine service actions.

---

**B121E540**

**Explanation:**

There was a failure most likely attributable to the memory controller, but it could also be software-related or require further support.

**Response:**

If this is a tracking event, no service actions are required. Otherwise, use the FRU and procedure callouts detailed with the SRC to determine service actions.

---

**B121E550**

**Explanation:**

There was a software problem, but this could also be memory controller-related or require further support.

**Response:**

If this is a tracking event, no service actions are required. Otherwise, use the FRU and procedure callouts detailed with the SRC to determine service actions.

---

**B1232A09**

**Explanation:**

An error occurred when attempting to read a memory DIMM temperature. If there are error logs with reference code BC10E504 logged earlier, they have to be serviced first. This error log with reference code B1242A09 or B1232A09 can be ignored. Due to this error, the fan speed will be increased.

**Response:**

If this is a tracking event, no service actions are required. Otherwise, use the FRU and procedure callouts detailed with the SRC to determine service actions.

---

**B123A80F**

**Explanation:**

An internal firmware database error occurred in the service processor firmware.

**Response:**

If this is a tracking event, no service actions are required. Otherwise, use the FRU and procedure callouts detailed with the SRC to determine service actions.

---

**B123BA5E**

**Explanation:**

Log for error injection, deconfig, guard for list of HUID's.

**Response:**

If this is a tracking event, no service actions are required. Otherwise, use the FRU and procedure callouts detailed with the SRC to determine service actions.

---

**B123BA83**

**Explanation:**

Failed to get the current time of day of the service processor.

**Response:**

If this is a tracking event, no service actions are required. Otherwise, use the FRU and procedure callouts detailed with the SRC to determine service actions.

---

**B123C718**

**Explanation:**

The main storage diagnostics detected an uncorrectable error on a DRAM.

**Response:**

If this is a tracking event, no service actions are required. Otherwise, use the FRU and procedure callouts detailed with the SRC to determine service actions.

---

**B123C71A**

**Explanation:**

The main storage diagnostics detected a correctable error on a DIMM.

**Response:**

If this is a tracking event, no service actions are required. Otherwise, use the FRU and procedure callouts detailed with the SRC to determine service actions.

---

**B123C71B**

**Explanation:**

More than the allowable number of soft memory correctable errors were detected.

**Response:**

If this is a tracking event, no service actions are required. Otherwise, use the FRU and procedure callouts detailed with the SRC to determine service actions.

---

**B123C71E**

**Explanation:**

The main storage diagnostics detected too many correctable errors.

**Response:**

If this is a tracking event, no service actions are required. Otherwise, use the FRU and procedure

callouts detailed with the SRC to determine service actions.

---

**B123C732****Explanation:**

An uncorrectable error on the command bus was detected.

**Response:**

If this is a tracking event, no service actions are required. Otherwise, use the FRU and procedure callouts detailed with the SRC to determine service actions.

---

**B123C76C****Explanation:**

The threshold for correctable memory errors was exceeded.

**Response:**

If this is a tracking event, no service actions are required. Otherwise, use the FRU and procedure callouts detailed with the SRC to determine service actions.

---

**B123E501****Explanation:**

There was a hardware-detected problem due to a memory DIMM or DIMMs.

**Response:**

If this is a tracking event, no service actions are required. Otherwise, use the FRU and procedure callouts detailed with the SRC to determine service actions.

---

**B123E504****Explanation:**

There was a hardware failure due to a memory DIMM (or DIMMs)

**Response:**

If this is a tracking event, no service actions are required. Otherwise, use the FRU and procedure callouts detailed with the SRC to determine service actions.

---

**B123E540****Explanation:**

There was a failure most likely attributable to a memory DIMM (or DIMMs), but it could also be software-related or require further support.

**Response:**

If this is a tracking event, no service actions are required. Otherwise, use the FRU and procedure callouts detailed with the SRC to determine service actions.

---

**B123E550****Explanation:**

There was a software problem, but this could also be memory DIMM-related or require further support.

**Response:**

If this is a tracking event, no service actions are required. Otherwise, use the FRU and procedure callouts detailed with the SRC to determine service actions.

---

**B1242A09****Explanation:**

An error occurred when attempting to read a memory DIMM temperature. If there are error logs with reference code BC10E504 logged earlier, they have to be serviced first. This error log with reference code B1242A09 or B1232A09 can be ignored. Due to this error, the fan speed will be increased.

**Response:**

Log into ASMI by using the admin user ID. Select System Configuration. Then, select Power Management. Then, select Power and Performance Mode Setup. If the system power mode is nominal, no service action is required. Otherwise, contact your next level of support.

---

**B1242A30****Explanation:**

There was a thermal failure logged against a memory DIMM. An event occurred and the thermal/power management firmware may reduce performance (either memory throttling and/or a drop in processor frequency).

**Response:**

Log into ASMI by using the admin user ID. Select System Configuration. Then, select Power Management. Then, select Power and Performance Mode Setup. If the system power mode is nominal, no service action is required. Otherwise, contact your next level of support.

---

**B1242A41****Explanation:**

An inband scom failure occurred.

**Response:**

If this is a tracking event, no service actions are required. Otherwise, use the FRU and procedure callouts detailed with the SRC to determine service actions.

---

**B1244804****Explanation:**

An error occurred while doing a device read.

**Response:**

If this is a tracking event, no service actions are required. Otherwise, use the FRU and procedure

callouts detailed with the SRC to determine service actions.

---

**B124A40F****Explanation:**

A failure occurred when trying to set the block offset and length.

**Response:**

If this is a tracking event, no service actions are required. Otherwise, use the FRU and procedure callouts detailed with the SRC to determine service actions.

---

**B124B901****Explanation:**

The firmware encountered an internal problem: it cannot create an engine object for the system.

**Response:**

If this is a tracking event, no service actions are required. Otherwise, use the FRU and procedure callouts detailed with the SRC to determine service actions.

---

**B124BA5E****Explanation:**

Log for error injection, deconfig, gard for list of HUID's.

**Response:**

If this is a tracking event, no service actions are required. Otherwise, use the FRU and procedure callouts detailed with the SRC to determine service actions.

---

**B124BA83****Explanation:**

Failed to get the current time of day of the service processor.

**Response:**

If this is a tracking event, no service actions are required. Otherwise, use the FRU and procedure callouts detailed with the SRC to determine service actions.

---

**B124C652****Explanation:**

A chip's LBIST signature did not equal the expected value.

**Response:**

If this is a tracking event, no service actions are required. Otherwise, use the FRU and procedure callouts detailed with the SRC to determine service actions.

---

**B124C65D****Explanation:**

BIST (built-in self-test) did not finish within the allotted time.

**Response:**

If this is a tracking event, no service actions are required. Otherwise, use the FRU and procedure callouts detailed with the SRC to determine service actions.

---

**B124C711****Explanation:**

The memory controller detected an uncorrectable memory bus error.

**Response:**

If this is a tracking event, no service actions are required. Otherwise, use the FRU and procedure callouts detailed with the SRC to determine service actions.

---

**B124C713****Explanation:**

The main storage diagnostics detected a bad memory buffer.

**Response:**

If this is a tracking event, no service actions are required. Otherwise, use the FRU and procedure callouts detailed with the SRC to determine service actions.

---

**B124C714****Explanation:**

An uncorrectable error on an up-stream bus was detected.

**Response:**

If this is a tracking event, no service actions are required. Otherwise, use the FRU and procedure callouts detailed with the SRC to determine service actions.

---

**B124C803****Explanation:**

CST detected a hardware error.

**Response:**

If this is a tracking event, no service actions are required. Otherwise, use the FRU and procedure callouts detailed with the SRC to determine service actions.

---

**B124C809****Explanation:**

There was a memory CST hardware failure.

**Response:**

If this is a tracking event, no service actions are required. Otherwise, use the FRU and procedure callouts detailed with the SRC to determine service actions.

---

**B124C80A****Explanation:**

There was a memory RDT hardware failure.

**Response:**

If this is a tracking event, no service actions are required. Otherwise, use the FRU and procedure callouts detailed with the SRC to determine service actions.

---

**B124E501****Explanation:**

There was a hardware-detected problem due to a memory FRU.

**Response:**

If this is a tracking event, no service actions are required. Otherwise, use the FRU and procedure callouts detailed with the SRC to determine service actions.

---

**B124E504****Explanation:**

A hardware failure was detected in the central electronics complex (CEC).

**Response:**

If this is a tracking event, no service actions are required. Otherwise, use the FRU and procedure callouts detailed with the SRC to determine service actions.

---

**B124E540****Explanation:**

There was a failure most likely attributable to a memory FRU, but it could also be software-related or require further support.

**Response:**

If this is a tracking event, no service actions are required. Otherwise, use the FRU and procedure callouts detailed with the SRC to determine service actions.

---

**B124E550****Explanation:**

There was a software problem, but this could also be memory FRU-related or require further support.

**Response:**

If this is a tracking event, no service actions are required. Otherwise, use the FRU and procedure callouts detailed with the SRC to determine service actions.

---

**B125C652****Explanation:**

A chip's LBIST signature did not equal the expected value.

**Response:**

If this is a tracking event, no service actions are required. Otherwise, use the FRU and procedure callouts detailed with the SRC to determine service actions.

---

**B125C653****Explanation:**

A chip's signature was missing the engineering change (EC) level.

**Response:**

If this is a tracking event, no service actions are required. Otherwise, use the FRU and procedure callouts detailed with the SRC to determine service actions.

---

**B125C65D****Explanation:**

BIST (built-in self-test) did not finish within the allotted time.

**Response:**

If this is a tracking event, no service actions are required. Otherwise, use the FRU and procedure callouts detailed with the SRC to determine service actions.

---

**B125C721****Explanation:**

L3 diagnostics timed out.

**Response:**

If this is a tracking event, no service actions are required. Otherwise, use the FRU and procedure callouts detailed with the SRC to determine service actions.

---

**B125C722****Explanation:**

L3 diagnostics failed.

**Response:**

If this is a tracking event, no service actions are required. Otherwise, use the FRU and procedure callouts detailed with the SRC to determine service actions.

---

**B125C723****Explanation:**

An unexpected L3 interrupt was found.

**Response:**

If this is a tracking event, no service actions are required. Otherwise, use the FRU and procedure callouts detailed with the SRC to determine service actions.

---

**B125C724****Explanation:**



The L3 line delete threshold was exceeded.

**Response:**

If this is a tracking event, no service actions are required. Otherwise, use the FRU and procedure callouts detailed with the SRC to determine service actions.

---

**B125C726**

**Explanation:**

There is no more VPD space to save the L3 line delete information.

**Response:**

If this is a tracking event, no service actions are required. Otherwise, use the FRU and procedure callouts detailed with the SRC to determine service actions.

---

**B125C755**

**Explanation:**

An L3 cache FBIST failure occurred.

**Response:**

If this is a tracking event, no service actions are required. Otherwise, use the FRU and procedure callouts detailed with the SRC to determine service actions.

---

**B125C756**

**Explanation:**

An L3 FBIST time-out limit was exceeded.

**Response:**

If this is a tracking event, no service actions are required. Otherwise, use the FRU and procedure callouts detailed with the SRC to determine service actions.

---

**B125C757**

**Explanation:**

The L3 cache FBIST test is not being run because all EDRAM pair halves contain line deletes.

**Response:**

If this is a tracking event, no service actions are required. Otherwise, use the FRU and procedure callouts detailed with the SRC to determine service actions.

---

**B125C75C**

**Explanation:**

The L3 FIR bits were set before running sequential FBIST.

**Response:**

If this is a tracking event, no service actions are required. Otherwise, use the FRU and procedure callouts detailed with the SRC to determine service actions.

---

**B125C764**

**Explanation:**

The transactions was not synchronized.

**Response:**

If this is a tracking event, no service actions are required. Otherwise, use the FRU and procedure callouts detailed with the SRC to determine service actions.

---

**B125C769**

**Explanation:**

An interface error occurred.

**Response:**

If this is a tracking event, no service actions are required. Otherwise, use the FRU and procedure callouts detailed with the SRC to determine service actions.

---

**B125C76A**

**Explanation:**

An L3 line delete occurred.

**Response:**

If this is a tracking event, no service actions are required. Otherwise, use the FRU and procedure callouts detailed with the SRC to determine service actions.

---

**B125E501**

**Explanation:**

There was a hardware-detected problem due to the external cache.

**Response:**

If this is a tracking event, no service actions are required. Otherwise, use the FRU and procedure callouts detailed with the SRC to determine service actions.

---

**B125E504**

**Explanation:**

A hardware failure was detected in the central electronics complex (CEC).

**Response:**

If this is a tracking event, no service actions are required. Otherwise, use the FRU and procedure callouts detailed with the SRC to determine service actions.

---

**B125E540**

**Explanation:**

There was a failure most likely attributed to the external cache, but it could also be software-related or require further support.

**Response:**

If this is a tracking event, no service actions are required. Otherwise, use the FRU and procedure callouts detailed with the SRC to determine service actions.

---

**B125E550****Explanation:**

There was an external cache failure, most likely attributable to a software problem, but it could also be hardware-related or require further support.

**Response:**

If this is a tracking event, no service actions are required. Otherwise, use the FRU and procedure callouts detailed with the SRC to determine service actions.

---

**B125FAA2****Explanation:**

The CRAM file system on the service processor is corrupted. Replace the service processor.

**Response:**

If this is a tracking event, no service actions are required. Otherwise, use the FRU and procedure callouts detailed with the SRC to determine service actions.

---

**B130C652****Explanation:**

A chip  $\rightarrow$  LBIST signature did not equal the expected value.

**Response:**

If this is a tracking event, no service actions are required. Otherwise, use the FRU and procedure callouts detailed with the SRC to determine service actions.

---

**B130C654****Explanation:**

A chip  $\rightarrow$  ABIST signature did not equal the expected value.

**Response:**

If this is a tracking event, no service actions are required. Otherwise, use the FRU and procedure callouts detailed with the SRC to determine service actions.

---

**B130C65D****Explanation:**

BIST (built-in self-test) did not finish within the allotted time.

**Response:**

If this is a tracking event, no service actions are required. Otherwise, use the FRU and procedure callouts detailed with the SRC to determine service actions.

---

**B130C65F****Explanation:**

The scan ring for a chip did not work correctly.

**Response:**

If this is a tracking event, no service actions are required. Otherwise, use the FRU and procedure callouts detailed with the SRC to determine service actions.

---

**B130C670****Explanation:**

The chip is bad - all processors have clock errors.

**Response:**

If this is a tracking event, no service actions are required. Otherwise, use the FRU and procedure callouts detailed with the SRC to determine service actions.

---

**B130C80B****Explanation:**

CST detected a hardware error.

**Response:**

If this is a tracking event, no service actions are required. Otherwise, use the FRU and procedure callouts detailed with the SRC to determine service actions.

---

**B130C853****Explanation:**

Line test failed.

**Response:**

If this is a tracking event, no service actions are required. Otherwise, use the FRU and procedure callouts detailed with the SRC to determine service actions.

---

**B130C854****Explanation:**

Wire test has detected an RDT error.

**Response:**

If this is a tracking event, no service actions are required. Otherwise, use the FRU and procedure callouts detailed with the SRC to determine service actions.

---

**B130CD0B****Explanation:**

The number of lane failures between the control module and the optical links exceeded the threshold during an internal test.

**Response:**

If this is a tracking event, no service actions are required. Otherwise, use the FRU and procedure

callouts detailed with the SRC to determine service actions.

---

**B130E501****Explanation:**

There was a hardware-detected problem due to the I/O subsystem.

**Response:**

If this is a tracking event, no service actions are required. Otherwise, use the FRU and procedure callouts detailed with the SRC to determine service actions.

---

**B130E504****Explanation:**

A hardware failure was detected in the central electronics complex (CEC).

**Response:**

If this is a tracking event, no service actions are required. Otherwise, use the FRU and procedure callouts detailed with the SRC to determine service actions.

---

**B130E540****Explanation:**

There was a failure most likely attributable to the I/O subsystem, but could also be software-related or require further support.

**Response:**

If this is a tracking event, no service actions are required. Otherwise, use the FRU and procedure callouts detailed with the SRC to determine service actions.

---

**B130E550****Explanation:**

There was a software problem, but this could also be I/O subsystem-related or require further support.

**Response:**

If this is a tracking event, no service actions are required. Otherwise, use the FRU and procedure callouts detailed with the SRC to determine service actions.

---

**B131C652****Explanation:**

The chip 一列's LBIST signature did not match the expected value.

**Response:**

If this is a tracking event, no service actions are required. Otherwise, use the FRU and procedure callouts detailed with the SRC to determine service actions.

---

**B131C658****Explanation:**

Informational message: an L2 line delete was done.

**Response:**

If this is a tracking event, no service actions are required. Otherwise, use the FRU and procedure callouts detailed with the SRC to determine service actions.

---

**B131C65D****Explanation:**

BIST (built-in self-test) did not finish within the allotted time.

**Response:**

If this is a tracking event, no service actions are required. Otherwise, use the FRU and procedure callouts detailed with the SRC to determine service actions.

---

**B131C65F****Explanation:**

The chip 一列's scan ring is not working properly.

**Response:**

If this is a tracking event, no service actions are required. Otherwise, use the FRU and procedure callouts detailed with the SRC to determine service actions.

---

**B131C853****Explanation:**

Line test failed.

**Response:**

If this is a tracking event, no service actions are required. Otherwise, use the FRU and procedure callouts detailed with the SRC to determine service actions.

---

**B131E501****Explanation:**

There was a hardware-detected problem due to the I/O hub.

**Response:**

If this is a tracking event, no service actions are required. Otherwise, use the FRU and procedure callouts detailed with the SRC to determine service actions.

---

**B131E504****Explanation:**

A hardware failure was detected in the central electronics complex (CEC).

**Response:**

If this is a tracking event, no service actions are required. Otherwise, use the FRU and procedure callouts detailed with the SRC to determine service actions.

---

**B131E540****Explanation:**

There was a failure most likely attributable to the I/O hub, but it could also be software-related or require further support.

**Response:**

If this is a tracking event, no service actions are required. Otherwise, use the FRU and procedure callouts detailed with the SRC to determine service actions.

---

**B131E550****Explanation:**

There was a software problem, but this could also be I/O hub-related or require further support.

**Response:**

If this is a tracking event, no service actions are required. Otherwise, use the FRU and procedure callouts detailed with the SRC to determine service actions.

---

**B132E501****Explanation:**

There has been a hardware-detected problem due to the I/O bridge.

**Response:**

If this is a tracking event, no service actions are required. Otherwise, use the FRU and procedure callouts detailed with the SRC to determine service actions.

---

**B132E504****Explanation:**

A hardware failure was detected in the central electronics complex (CEC).

**Response:**

If this is a tracking event, no service actions are required. Otherwise, use the FRU and procedure callouts detailed with the SRC to determine service actions.

---

**B132E540****Explanation:**

There was a failure most likely attributable to the I/O bridge hardware, but it could also be software-related or require further support.

**Response:**

If this is a tracking event, no service actions are required. Otherwise, use the FRU and procedure callouts detailed with the SRC to determine service actions.

---

**B132E550****Explanation:**

There was a software problem, but this could also be I/O bridge chip-related or require further support.

**Response:**

If this is a tracking event, no service actions are required. Otherwise, use the FRU and procedure callouts detailed with the SRC to determine service actions.

---

**B133E501****Explanation:**

There was a hardware-detected problem due to the I/O bus interface.

**Response:**

If this is a tracking event, no service actions are required. Otherwise, use the FRU and procedure callouts detailed with the SRC to determine service actions.

---

**B133E504****Explanation:**

A hardware failure was detected in the central electronics complex (CEC).

**Response:**

If this is a tracking event, no service actions are required. Otherwise, use the FRU and procedure callouts detailed with the SRC to determine service actions.

---

**B133E540****Explanation:**

There was a failure most likely attributable to the I/O bus interface, but it could also be software-related or require further support.

**Response:**

If this is a tracking event, no service actions are required. Otherwise, use the FRU and procedure callouts detailed with the SRC to determine service actions.

---

**B133E550****Explanation:**

There was a software problem, but this could also be I/O bus interface-related or require further support.

**Response:**

If this is a tracking event, no service actions are required. Otherwise, use the FRU and procedure callouts detailed with the SRC to determine service actions.

---

**B134C652****Explanation:**

A chip  $\rightarrow$  列's LBIST result did not equal the expected value.

**Response:**

If this is a tracking event, no service actions are required. Otherwise, use the FRU and procedure callouts detailed with the SRC to determine service actions.

---

**B134C654****Explanation:**

The chip's ABIST signature didn't match the expected signature.

**Response:**

If this is a tracking event, no service actions are required. Otherwise, use the FRU and procedure callouts detailed with the SRC to determine service actions.

---

**B134C655****Explanation:**

A chip's HBIST result did not equal the expected value.

**Response:**

If this is a tracking event, no service actions are required. Otherwise, use the FRU and procedure callouts detailed with the SRC to determine service actions.

---

**B134C65F****Explanation:**

The scan ring on a chip did not work correctly.

**Response:**

If this is a tracking event, no service actions are required. Otherwise, use the FRU and procedure callouts detailed with the SRC to determine service actions.

---

**B135E501****Explanation:**

There was a hardware-detected problem due to the SMA I/O hub.

**Response:**

If this is a tracking event, no service actions are required. Otherwise, use the FRU and procedure callouts detailed with the SRC to determine service actions.

---

**B135E504****Explanation:**

There was a hardware failure due to the I/O SMA hub.

**Response:**

If this is a tracking event, no service actions are required. Otherwise, use the FRU and procedure callouts detailed with the SRC to determine service actions.

---

**B135E540****Explanation:**

There was a failure most likely attributable to the I/O SMA hub, but it could also be software-related or require further support.

**Response:**

If this is a tracking event, no service actions are required. Otherwise, use the FRU and procedure callouts detailed with the SRC to determine service actions.

---

**B135E550****Explanation:**

There was a software problem, but this could also be I/O SMA hub-related or require further support.

**Response:**

If this is a tracking event, no service actions are required. Otherwise, use the FRU and procedure callouts detailed with the SRC to determine service actions.

---

**B138E504****Explanation:**

A hardware failure was detected in the central electronics complex (CEC).

**Response:**

If this is a tracking event, no service actions are required. Otherwise, use the FRU and procedure callouts detailed with the SRC to determine service actions.

---

**B13BC75F****Explanation:**

The port ready bit was not set; unable to proceed with the test.

**Response:**

If this is a tracking event, no service actions are required. Otherwise, use the FRU and procedure callouts detailed with the SRC to determine service actions.

---

**B13BC760****Explanation:**

The port ready bit was not set; unable to proceed with the test.

**Response:**

If this is a tracking event, no service actions are required. Otherwise, use the FRU and procedure callouts detailed with the SRC to determine service actions.

---

**B13BC761****Explanation:**

A phase-locked loop (PLL) was not locked; unable to proceed with the test.

**Response:**

If this is a tracking event, no service actions are required. Otherwise, use the FRU and procedure callouts detailed with the SRC to determine service actions.

---

**B13BC762****Explanation:**

A phase-locked loop (PLL) was not locked; unable to proceed with the test.

**Response:**

If this is a tracking event, no service actions are required. Otherwise, use the FRU and procedure callouts detailed with the SRC to determine service actions.

---

**B13BC763****Explanation:**

Configuring the circumvention register failed; the test cannot proceed.

**Response:**

If this is a tracking event, no service actions are required. Otherwise, use the FRU and procedure callouts detailed with the SRC to determine service actions.

---

**B13BC764****Explanation:**

The data was not synchronized; unable to proceed with the test.

**Response:**

If this is a tracking event, no service actions are required. Otherwise, use the FRU and procedure callouts detailed with the SRC to determine service actions.

---

**B13BC766****Explanation:**

An error counter was not zero; the test cannot proceed.

**Response:**

If this is a tracking event, no service actions are required. Otherwise, use the FRU and procedure callouts detailed with the SRC to determine service actions.

---

**B13BC767****Explanation:**

An error counter was not zero; the test cannot proceed.

**Response:**

If this is a tracking event, no service actions are required. Otherwise, use the FRU and procedure callouts detailed with the SRC to determine service actions.

---

**B13BC768****Explanation:**

An error counter was not zero; the test cannot proceed.

**Response:**

If this is a tracking event, no service actions are required. Otherwise, use the FRU and procedure callouts detailed with the SRC to determine service actions.

---

**B1434125****Explanation:**

Rdal\_gpio\_open\_ext failed because of communication failure

**Response:**

The FRU callouts are calculated at the time of the failure. See the error log for the actual replacement strategy.

---

**B1434126****Explanation:**

Rdal\_gpio\_open\_ext failed, adal returned an error

**Response:**

The FRU callouts are calculated at the time of the failure. See the error log for the actual replacement strategy.

---

**B1434127****Explanation:**

Rdal\_iic\_open\_ext failed because of communication failure

**Response:**

The FRU callouts are calculated at the time of the failure. See the error log for the actual replacement strategy.

---

**B1434128****Explanation:**

Rdal\_iic\_open\_ext failed, adal returned an error

**Response:**

The FRU callouts are calculated at the time of the failure. See the error log for the actual replacement strategy.

---

**B1434129****Explanation:**

Shutdown timed out

**Response:**

The FRU callouts are calculated at the time of the failure. See the error log for the actual replacement strategy.

---

**B1434424****Explanation:**

Shutdown timed out

**Response:**

The FRU callouts are calculated at the time of the failure. See the error log for the actual replacement strategy.

---

**B143E029****Explanation:**

A logon record was sent and failed to get a successful response.

**Response:**

The FRU callouts are calculated at the time of the failure. See the error log for the actual replacement strategy.

---

**B146D547****Explanation:**

Mezz Card Fault and the indicated FRU needs to be replaced

**Response:**

The FRU callouts are calculated at the time of the failure. See the error log for the actual replacement strategy.

---

**B1472D62****Explanation:**

A read sensor failure was detected.

**Response:**

If this is a tracking event, no service actions are required. Otherwise, use the FRU and procedure callouts detailed with the SRC to determine service actions.

---

**B1501034****Explanation:**

The chic client thread failed to collect DMA error data.

**Response:**

If this is a tracking event, no service actions are required. Otherwise, use the FRU and procedure callouts detailed with the SRC to determine service actions.

---

**B1501037****Explanation:**

C hic client thread that was supposed to collect DMA error data encountered an error.

**Response:**

If this is a tracking event, no service actions are required. Otherwise, use the FRU and procedure callouts detailed with the SRC to determine service actions.

---

**B1501045****Explanation:**

Time out waiting for CEC debug data.

**Response:**

If this is a tracking event, no service actions are required. Otherwise, use the FRU and procedure callouts detailed with the SRC to determine service actions.

---

**B1501049****Explanation:**

Unable to determine the type of error from the hardware.

**Response:**

If this is a tracking event, no service actions are required. Otherwise, use the FRU and procedure callouts detailed with the SRC to determine service actions.

---

**B150104B****Explanation:**

The PSI link is down. No DMAs are possible.

**Response:**

If this is a tracking event, no service actions are required. Otherwise, use the FRU and procedure callouts detailed with the SRC to determine service actions.

---

**B150104E****Explanation:**

A hardware protocol violation has been detected.

**Response:**

If this is a tracking event, no service actions are required. Otherwise, use the FRU and procedure callouts detailed with the SRC to determine service actions.

---

**B150104F****Explanation:**

A hardware timeout has been detected.

**Response:**

If this is a tracking event, no service actions are required. Otherwise, use the FRU and procedure callouts detailed with the SRC to determine service actions.

---

**B1501050****Explanation:**

The link needs to be reset.

**Response:**

If this is a tracking event, no service actions are required. Otherwise, use the FRU and procedure callouts detailed with the SRC to determine service actions.

---

**B1501059****Explanation:**

The device driver has returned an unknown error type.

**Response:**

If this is a tracking event, no service actions are required. Otherwise, use the FRU and procedure callouts detailed with the SRC to determine service actions.

---

**B1502616****Explanation:**

A critical error occurred on the thermal/power management device (TPMD); it is being disabled.

**Response:**

Log into ASMI by using the admin user ID. Select System Configuration. Then, select Power Management. Then, select Power and Performance Mode Setup. If the system power mode is nominal, no service action is required. Otherwise, contact your next level of support.

---

**B1503833****Explanation:**

A duplicate add event was found.

**Response:**

If this is a tracking event, no service actions are required. Otherwise, use the FRU and procedure callouts detailed with the SRC to determine service actions.

---

**B1503834****Explanation:**

Unexpected hotplug remove.

**Response:**

The FRU callouts are calculated at the time of the failure. See the error log for the actual replacement strategy.

---

**B1504800****Explanation:**

Device Driver open failure

**Response:**

The FRU callouts are calculated at the time of the failure. See the error log for the actual replacement strategy.

---

**B1504801****Explanation:**

Device Driver close failure

**Response:**

The FRU callouts are calculated at the time of the failure. See the error log for the actual replacement strategy.

---

**B1504802****Explanation:**

An error occurred while trying to reset the device driver.

**Response:**

The FRU callouts are calculated at the time of the failure. See the error log for the actual replacement strategy.

---

**B1504803****Explanation:**

Failed to configure the device.

**Response:**

If this is a tracking event, no service actions are required. Otherwise, use the FRU and procedure callouts detailed with the SRC to determine service actions.

---

**B1504804****Explanation:**

Device Driver read failure.

**Response:**

The FRU callouts are calculated at the time of the failure. See the error log for the actual replacement strategy.

---

**B1504805****Explanation:**

Device Driver write failure.

**Response:**

The FRU callouts are calculated at the time of the failure. See the error log for the actual replacement strategy.

---

**B1504806****Explanation:**

Device Driver Failure Repeated Start Error

**Response:**

The FRU callouts are calculated at the time of the failure. See the error log for the actual replacement strategy.

---

**B1504807****Explanation:**

Device Driver seek Failure

**Response:**

The FRU callouts are calculated at the time of the failure. See the error log for the actual replacement strategy.

---

**B1504808****Explanation:**

Device driver failure flush error.

**Response:**

The FRU callouts are calculated at the time of the failure. See the error log for the actual replacement strategy.

---

**B1504809****Explanation:**



Device Driver Failure AIO Init Error

**Response:**

The FRU callouts are calculated at the time of the failure. See the error log for the actual replacement strategy.

---

**B150480B**

**Explanation:**

Device Driver Failure FFDC Extract Error

**Response:**

The FRU callouts are calculated at the time of the failure. See the error log for the actual replacement strategy.

---

**B150480C**

**Explanation:**

Device Driver Failure FFDC Unlock Error

**Response:**

The FRU callouts are calculated at the time of the failure. See the error log for the actual replacement strategy.

---

**B150480D**

**Explanation:**

Device Driver Failure Wait Error

**Response:**

The FRU callouts are calculated at the time of the failure. See the error log for the actual replacement strategy.

---

**B150480E**

**Explanation:**

Device Driver Failure Event Init Error

**Response:**

The FRU callouts are calculated at the time of the failure. See the error log for the actual replacement strategy.

---

**B150480F**

**Explanation:**

Device driver failure smartchip port control error.

**Response:**

The FRU callouts are calculated at the time of the failure. See the error log for the actual replacement strategy.

---

**B1504810**

**Explanation:**

Device Driver Failure Glitch Test Error

**Response:**

The FRU callouts are calculated at the time of the failure. See the error log for the actual replacement strategy.

---

**B1504811**

**Explanation:**

Device Driver Failure Lock Error

**Response:**

The FRU callouts are calculated at the time of the failure. See the error log for the actual replacement strategy.

---

**B1504812**

**Explanation:**

Device Driver Failure Padding Error

**Response:**

The FRU callouts are calculated at the time of the failure. See the error log for the actual replacement strategy.

---

**B1504813**

**Explanation:**

Device driver failed to extract data collection error.

**Response:**

If this is a tracking event, no service actions are required. Otherwise, use the FRU and procedure callouts detailed with the SRC to determine service actions.

---

**B1504814**

**Explanation:**

Device Driver Failure Get GPIO mode Error

**Response:**

The FRU callouts are calculated at the time of the failure. See the error log for the actual replacement strategy.

---

**B1504815**

**Explanation:**

Device Driver Failure Dump Register Error

**Response:**

The FRU callouts are calculated at the time of the failure. See the error log for the actual replacement strategy.

---

**B1504816**

**Explanation:**

Device Driver Failure Set Pulse Length Error

**Response:**

The FRU callouts are calculated at the time of the failure. See the error log for the actual replacement strategy.

---

**B1504817**

**Explanation:**

Device Driver Failure Get Pulse Length Error

**Response:**

The FRU callouts are calculated at the time of the failure. See the error log for the actual replacement strategy.

---

**B1504818****Explanation:**

Device Driver config failure

**Response:**

The FRU callouts are calculated at the time of the failure. See the error log for the actual replacement strategy.

---

**B1504819****Explanation:**

Device Driver Failure pgood ref clock Error

**Response:**

The FRU callouts are calculated at the time of the failure. See the error log for the actual replacement strategy.

---

**B150481A****Explanation:**

Device Driver Failure Peek Error

**Response:**

The FRU callouts are calculated at the time of the failure. See the error log for the actual replacement strategy.

---

**B150481B****Explanation:**

Device Driver Failure Register Read-Write Error

**Response:**

The FRU callouts are calculated at the time of the failure. See the error log for the actual replacement strategy.

---

**B150481C****Explanation:**

Device Driver validate failure

**Response:**

The FRU callouts are calculated at the time of the failure. See the error log for the actual replacement strategy.

---

**B150481D****Explanation:**

Device Driver Failure Query Traffic Error

**Response:**

The FRU callouts are calculated at the time of the failure. See the error log for the actual replacement strategy.

---

**B150481E****Explanation:**

Device Driver link calibration failure

**Response:**

The FRU callouts are calculated at the time of the failure. See the error log for the actual replacement strategy.

---

**B150481F****Explanation:**

Device Driver Failure Verify Error

**Response:**

The FRU callouts are calculated at the time of the failure. See the error log for the actual replacement strategy.

---

**B1504820****Explanation:**

Device Driver Failure Resume Traffic Error

**Response:**

The FRU callouts are calculated at the time of the failure. See the error log for the actual replacement strategy.

---

**B1504821****Explanation:**

Device Driver Failure CFAM Exclude Error

**Response:**

The FRU callouts are calculated at the time of the failure. See the error log for the actual replacement strategy.

---

**B1504822****Explanation:**

Device Driver Failure Halt Traffic Error

**Response:**

The FRU callouts are calculated at the time of the failure. See the error log for the actual replacement strategy.

---

**B1504823****Explanation:**

Device Driver Failure Shift Add Operation Error

**Response:**

The FRU callouts are calculated at the time of the failure. See the error log for the actual replacement strategy.

---

**B1504824****Explanation:**

Device Driver Failure Shift Add Stream Error

**Response:**

The FRU callouts are calculated at the time of the failure. See the error log for the actual replacement strategy.

---

**B1504825****Explanation:**

Device Driver Failure Setup Operation Error

**Response:**

The FRU callouts are calculated at the time of the failure. See the error log for the actual replacement strategy.

---

**B1504826**

**Explanation:**

Device Driver Failure Operation Setup Error

**Response:**

The FRU callouts are calculated at the time of the failure. See the error log for the actual replacement strategy.

---

**B1504827**

**Explanation:**

Device Driver Failure Lock Error

**Response:**

The FRU callouts are calculated at the time of the failure. See the error log for the actual replacement strategy.

---

**B1504828**

**Explanation:**

Device Driver Failure Shift Command Error

**Response:**

The FRU callouts are calculated at the time of the failure. See the error log for the actual replacement strategy.

---

**B1504829**

**Explanation:**

Device Driver Failure Scan Error

**Response:**

The FRU callouts are calculated at the time of the failure. See the error log for the actual replacement strategy.

---

**B150482A**

**Explanation:**

Device Driver Failure FFDC Convert Error

**Response:**

The FRU callouts are calculated at the time of the failure. See the error log for the actual replacement strategy.

---

**B150482B**

**Explanation:**

Device Driver erase failure

**Response:**

The FRU callouts are calculated at the time of the failure. See the error log for the actual replacement strategy.

---

**B150482C**

**Explanation:**

Device Driver reset failure

**Response:**

The FRU callouts are calculated at the time of the failure. See the error log for the actual replacement strategy.

---

**B1504830**

**Explanation:**

Device Driver open failure

**Response:**

The FRU callouts are calculated at the time of the failure. See the error log for the actual replacement strategy.

---

**B1504831**

**Explanation:**

Device Driver close failure

**Response:**

The FRU callouts are calculated at the time of the failure. See the error log for the actual replacement strategy.

---

**B1504832**

**Explanation:**

Device Driver failure for SCOM.

**Response:**

The FRU callouts are calculated at the time of the failure. See the error log for the actual replacement strategy.

---

**B1504833**

**Explanation:**

Device Driver reset Failure

**Response:**

The FRU callouts are calculated at the time of the failure. See the error log for the actual replacement strategy.

---

**B1504834**

**Explanation:**

Device Driver FFDC extraction Failure

**Response:**

The FRU callouts are calculated at the time of the failure. See the error log for the actual replacement strategy.

---

**B1504835**

**Explanation:**

Device Driver unlock Failure

**Response:**

The FRU callouts are calculated at the time of the failure. See the error log for the actual replacement strategy.

---

---

**B1504836****Explanation:**

Device Driver execute iStep Failure

**Response:**

The FRU callouts are calculated at the time of the failure. See the error log for the actual replacement strategy.

---

**B1504837****Explanation:**

Device Driver wait for IPL done Failure

**Response:**

The FRU callouts are calculated at the time of the failure. See the error log for the actual replacement strategy.

---

**B1504838****Explanation:**

SBE get memory Failure

**Response:**

The FRU callouts are calculated at the time of the failure. See the error log for the actual replacement strategy.

---

**B1504839****Explanation:**

SBE put memory Failure

**Response:**

The FRU callouts are calculated at the time of the failure. See the error log for the actual replacement strategy.

---

**B150483A****Explanation:**

SBE get SBE instruction control Failure.

**Response:**

The FRU callouts are calculated at the time of the failure. See the error log for the actual replacement strategy.

---

**B150483B****Explanation:**

SBE get ring failure.

**Response:**

The FRU callouts are calculated at the time of the failure. See the error log for the actual replacement strategy.

---

**B150483C****Explanation:**

SBE put ring from image failure.

**Response:**

The FRU callouts are calculated at the time of the failure. See the error log for the actual replacement strategy.

---

**B150483D****Explanation:**

Self Boot Engine (SBE) failed to enter MP IPL.

**Response:**

The FRU callouts are calculated at the time of the failure. See the error log for the actual replacement strategy.

---

**B150483E****Explanation:**

Continuing MP-IPL failed.

**Response:**

The FRU callouts are calculated at the time of the failure. See the error log for the actual replacement strategy.

---

**B150483F****Explanation:**

Setting SBE to quiesce state failed.

**Response:**

The FRU callouts are calculated at the time of the failure. See the error log for the actual replacement strategy.

---

**B1504840****Explanation:**

SBE FIFO suspendIO Failure

**Response:**

The FRU callouts are calculated at the time of the failure. See the error log for the actual replacement strategy.

---

**B1504841****Explanation:**

SBE FIFO flushNVDIMM Failure

**Response:**

The FRU callouts are calculated at the time of the failure. See the error log for the actual replacement strategy.

---

**B1504842****Explanation:**

collect dump failed.

**Response:**

The FRU callouts are calculated at the time of the failure. See the error log for the actual replacement strategy.

---

**B15048E9****Explanation:**

Firmware Informational log

**Response:**

The FRU callouts are calculated at the time of the failure. See the error log for the actual replacement strategy.

---

**B15048EA****Explanation:**

Prior FFDC data exists

**Response:**

The FRU callouts are calculated at the time of the failure. See the error log for the actual replacement strategy.

---

**B1504906****Explanation:**

An unplugged cable was detected.

**Response:**

If this is a tracking event, no service actions are required. Otherwise, use the FRU and procedure callouts detailed with the SRC to determine service actions.

---

**B1504907****Explanation:**

An unplugged cable was detected.

**Response:**

If this is a tracking event, no service actions are required. Otherwise, use the FRU and procedure callouts detailed with the SRC to determine service actions.

---

**B1504908****Explanation:**

An unplugged cable was detected.

**Response:**

If this is a tracking event, no service actions are required. Otherwise, use the FRU and procedure callouts detailed with the SRC to determine service actions.

---

**B1504909****Explanation:**

A cable validation failure occurred.

**Response:**

If this is a tracking event, no service actions are required. Otherwise, use the FRU and procedure callouts detailed with the SRC to determine service actions.

---

**B150491D****Explanation:**

Cabling Mismatch detected.

**Response:**

The FRU callouts are calculated at the time of the failure. See the error log for the actual replacement strategy.

---

**B1504920****Explanation:**

Validation state failure.

**Response:**

The FRU callouts are calculated at the time of the failure. See the error log for the actual replacement strategy.

---

**B1504922****Explanation:**

Incorrect cable length detected.

**Response:**

If this is a tracking event, no service actions are required. Otherwise, use the FRU and procedure callouts detailed with the SRC to determine service actions.

---

**B1504926****Explanation:**

Bad cable VPD.

**Response:**

The FRU callouts are calculated at the time of the failure. See the error log for the actual replacement strategy.

---

**B1504927****Explanation:**

Bad cable VPD.

**Response:**

The FRU callouts are calculated at the time of the failure. See the error log for the actual replacement strategy.

---

**B1504928****Explanation:**

Bad cable VPD.

**Response:**

The FRU callouts are calculated at the time of the failure. See the error log for the actual replacement strategy.

---

**B1504929****Explanation:**

Mismatched SMP Cable VPD detected.

**Response:**

The FRU callouts are calculated at the time of the failure. See the error log for the actual replacement strategy.

---

**B150492A****Explanation:**

Endpoint in SMP VPD incorrect.

**Response:**

The FRU callouts are calculated at the time of the failure. See the error log for the actual replacement strategy.

---

**B150492B**

**Explanation:**

SMP Cable VPD Read Failure.

**Response:**

The FRU callouts are calculated at the time of the failure. See the error log for the actual replacement strategy.

---

**B150492D**

**Explanation:**

SMP microcontoller command failure

**Response:**

The FRU callouts are calculated at the time of the failure. See the error log for the actual replacement strategy.

---

**B150492E**

**Explanation:**

SMP microcontoller command failure

**Response:**

The FRU callouts are calculated at the time of the failure. See the error log for the actual replacement strategy.

---

**B150492F**

**Explanation:**

The cables that are identified in the failing item list are not connected symmetrically.

**Response:**

The FRU callouts are calculated at the time of the failure. See the error log for the actual replacement strategy.

---

**B1504930**

**Explanation:**

SMP Cable VPD Read Failure.

**Response:**

The FRU callouts are calculated at the time of the failure. See the error log for the actual replacement strategy.

---

**B1504931**

**Explanation:**

Cable firmware too old

**Response:**

The FRU callouts are calculated at the time of the failure. See the error log for the actual replacement strategy.

---

**B1504933**

**Explanation:**

A SMP cable boot failure occurred.

**Response:**

The FRU callouts are calculated at the time of the failure. See the error log for the actual replacement strategy.

---

**B1504935**

**Explanation:**

There was a bad cable vital product data (VPD) that encountered an ECC failure.

**Response:**

The FRU callouts are calculated at the time of the failure. See the error log for the actual replacement strategy.

---

**B1504936**

**Explanation:**

Bad cable VPD.

**Response:**

The FRU callouts are calculated at the time of the failure. See the error log for the actual replacement strategy.

---

**B1504937**

**Explanation:**

Required data missing from SMP cable VPD

**Response:**

The FRU callouts are calculated at the time of the failure. See the error log for the actual replacement strategy.

---

**B1504938**

**Explanation:**

Failed to set SMP cable mode

**Response:**

The FRU callouts are calculated at the time of the failure. See the error log for the actual replacement strategy.

---

**B150493A**

**Explanation:**

Invalid SMP link state.

**Response:**

The FRU callouts are calculated at the time of the failure. See the error log for the actual replacement strategy.

---

**B150493E**

**Explanation:**

SMP Cable FW Update failed.

**Response:**

The FRU callouts are calculated at the time of the failure. See the error log for the actual replacement strategy.

---

**B150493F****Explanation:**

SMP cable waiting for backend power

**Response:**

The FRU callouts are calculated at the time of the failure. See the error log for the actual replacement strategy.

---

**B1504940****Explanation:**

SMP cable boot failure

**Response:**

The FRU callouts are calculated at the time of the failure. See the error log for the actual replacement strategy.

---

**B1505001****Explanation:**

An error occurred during an attempt to deconfigure a unit that is not present or deconfigurable.

**Response:**

If this is a tracking event, no service actions are required. Otherwise, use the FRU and procedure callouts detailed with the SRC to determine service actions.

**Failing Item**

- [FSPSP10](#)

---

**B1505004****Explanation:**

There is insufficient hardware within the system to boot.

**Response:**

If this is a tracking event, no service actions are required. Otherwise, use the FRU and procedure callouts detailed with the SRC to determine service actions.

---

**B1505006****Explanation:**

There is no functional memory in this system.

**Response:**

If this is a tracking event, no service actions are required. Otherwise, use the FRU and procedure callouts detailed with the SRC to determine service actions.

---

**B1505007****Explanation:**

There is no functional processors in this system.

**Response:**

If this is a tracking event, no service actions are required. Otherwise, use the FRU and procedure callouts detailed with the SRC to determine service actions.

---

**B150500F****Explanation:**

Incompatible processor chip levels were detected.

**Response:**

If this is a tracking event, no service actions are required. Otherwise, use the FRU and procedure callouts detailed with the SRC to determine service actions.

---

**B1505010****Explanation:**

Incompatible processor chip levels were detected.

**Response:**

If this is a tracking event, no service actions are required. Otherwise, use the FRU and procedure callouts detailed with the SRC to determine service actions.

---

**B150501A****Explanation:**

This is an informational SRC; no service actions are required.

**Response:**

If this is a tracking event, no service actions are required. Otherwise, use the FRU and procedure callouts detailed with the SRC to determine service actions.

---

**B1505081****Explanation:**

Service Processor Firmware couldn't detect minimum hardware required to boot the host.

**Response:**

If this is a tracking event, no service actions are required. Otherwise, use the FRU and procedure callouts detailed with the SRC to determine service actions.

---

**B1505082****Explanation:**

There is no functional processor flash chip in this system.

**Response:**

If this is a tracking event, no service actions are required. Otherwise, use the FRU and procedure callouts detailed with the SRC to determine service actions.

---

**B1505083****Explanation:**

There are no functional PSI links in this system.

**Response:**

If this is a tracking event, no service actions are required. Otherwise, use the FRU and procedure callouts detailed with the SRC to determine service actions.

---

**B1505087****Explanation:**

The system is unable to boot because it has no functional memory.

**Response:**

If this is a tracking event, no service actions are required. Otherwise, use the FRU and procedure callouts detailed with the SRC to determine service actions.

---

**B150508D****Explanation:**

Service Processor Firmware couldn't detect any functional Nodes on the system

**Response:**

The FRU callouts are calculated at the time of the failure. See the error log for the actual replacement strategy.

---

**B1505094****Explanation:**

Service Processor Firmware encountered an internal error

**Response:**

The FRU callouts are calculated at the time of the failure. See the error log for the actual replacement strategy.

---

**B1505097****Explanation:**

Service Processor Firmware doesn't support field core override on this system

**Response:**

The FRU callouts are calculated at the time of the failure. See the error log for the actual replacement strategy.

---

**B15050AA****Explanation:**

Service Processor Firmware isolated a node due to communication errors with other node(s)

**Response:**

The FRU callouts are calculated at the time of the failure. See the error log for the actual replacement strategy.

---

---

**B15050AB****Explanation:**

Cannot IPL the node since there are no functional cores on the master proc.

**Response:**

If this is a tracking event, no service actions are required. Otherwise, use the FRU and procedure callouts detailed with the SRC to determine service actions.

---

**B15050AC****Explanation:**

Service Processor Firmware couldn't detect any functional master processor required to boot the host

**Response:**

The FRU callouts are calculated at the time of the failure. See the error log for the actual replacement strategy.

---

**B15050AD****Explanation:**

Service Processor Firmware couldn't detect minimum hardware required to boot the host

**Response:**

The FRU callouts are calculated at the time of the failure. See the error log for the actual replacement strategy.

---

**B15050B1****Explanation:**

Service Processor Firmware identified issues in full bandwidth node to node communication, system will continue function as two node in degraded configuration.

**Response:**

The FRU callouts are calculated at the time of the failure. See the error log for the actual replacement strategy.

---

**B15050B2****Explanation:**

Service Processor Firmware could not find any DIMMs on the system node.

**Response:**

The FRU callouts are calculated at the time of the failure. See the error log for the actual replacement strategy.

---

**B15050B6****Explanation:**

Service Processor Firmware couldn't detect minimum required NX to boot the host

**Response:**



The FRU callouts are calculated at the time of the failure. See the error log for the actual replacement strategy.

---

**B15050B7****Explanation:**

Service Processor Firmware couldn't find multi function reference clock in the system node.

**Response:**

The FRU callouts are calculated at the time of the failure. See the error log for the actual replacement strategy.

---

**B15050B8****Explanation:**

During processor/memory subsystem initialization, an error was encountered: No TPMs found in the system even though TPM policy is set to required in ASMI.

**Response:**

The FRU callouts are calculated at the time of the failure. See the error log for the actual replacement strategy.

---

**B1505126****Explanation:**

Service Processor Firmware encountered an internal error.

**Response:**

The FRU callouts are calculated at the time of the failure. See the error log for the actual replacement strategy.

---

**B150A422****Explanation:**

A file was not found.

**Response:**

If this is a tracking event, no service actions are required. Otherwise, use the FRU and procedure callouts detailed with the SRC to determine service actions.

---

**B150A450****Explanation:**

The RB keyword is not programmed.

**Response:**

If this is a tracking event, no service actions are required. Otherwise, use the FRU and procedure callouts detailed with the SRC to determine service actions.

---

**B150A492****Explanation:**

No VPD was found.

**Response:**

If this is a tracking event, no service actions are required. Otherwise, use the FRU and procedure callouts detailed with the SRC to determine service actions.

---

**B150B901****Explanation:**

Service Processor Firmware encountered host chip device access failure

**Response:**

The FRU callouts are calculated at the time of the failure. See the error log for the actual replacement strategy.

---

**B150B913****Explanation:**

The call to rdal\_scom\_open failed.

**Response:**

If this is a tracking event, no service actions are required. Otherwise, use the FRU and procedure callouts detailed with the SRC to determine service actions.

---

**B150B914****Explanation:**

The call to rdal\_scom\_close failed.

**Response:**

If this is a tracking event, no service actions are required. Otherwise, use the FRU and procedure callouts detailed with the SRC to determine service actions.

---

**B150B917****Explanation:**

An ADAL SCOM error occurred.

**Response:**

If this is a tracking event, no service actions are required. Otherwise, use the FRU and procedure callouts detailed with the SRC to determine service actions.

---

**B150B918****Explanation:**

An ADAL PSI error occurred.

**Response:**

If this is a tracking event, no service actions are required. Otherwise, use the FRU and procedure callouts detailed with the SRC to determine service actions.

---

**B150B919****Explanation:**

An ADAL JTAG error occurred.

**Response:**

If this is a tracking event, no service actions are required. Otherwise, use the FRU and procedure callouts detailed with the SRC to determine service actions.

---

**B150B91B****Explanation:**

An ADAL mailbox error occurred.

**Response:**

If this is a tracking event, no service actions are required. Otherwise, use the FRU and procedure callouts detailed with the SRC to determine service actions.

---

**B150B91C****Explanation:**

There was an error when closing the test.

**Response:**

If this is a tracking event, no service actions are required. Otherwise, use the FRU and procedure callouts detailed with the SRC to determine service actions.

---

**B150B920****Explanation:**

The firmware encountered an error when shifting a command into a chip as part of a scan operation.

**Response:**

If this is a tracking event, no service actions are required. Otherwise, use the FRU and procedure callouts detailed with the SRC to determine service actions.

---

**B150B921****Explanation:**

An error occurred when shifting data in.

**Response:**

If this is a tracking event, no service actions are required. Otherwise, use the FRU and procedure callouts detailed with the SRC to determine service actions.

---

**B150B922****Explanation:**

The firmware encountered an error when shifting data out from a chip as part of a scan operation.

**Response:**

If this is a tracking event, no service actions are required. Otherwise, use the FRU and procedure callouts detailed with the SRC to determine service actions.

---

**B150B941****Explanation:**

The firmware encountered an error when trying to read data from a ring inside a chip.

**Response:**

If this is a tracking event, no service actions are required. Otherwise, use the FRU and procedure callouts detailed with the SRC to determine service actions.

---

**B150B942****Explanation:**

The firmware encountered an error when trying to read data from an SCOM register inside a chip.

**Response:**

If this is a tracking event, no service actions are required. Otherwise, use the FRU and procedure callouts detailed with the SRC to determine service actions.

---

**B150B943****Explanation:**

The firmware encountered an error when trying to write data to a ring inside a chip.

**Response:**

If this is a tracking event, no service actions are required. Otherwise, use the FRU and procedure callouts detailed with the SRC to determine service actions.

---

**B150B944****Explanation:**

The firmware encountered an error when trying to write data to an SCOM register inside a chip.

**Response:**

If this is a tracking event, no service actions are required. Otherwise, use the FRU and procedure callouts detailed with the SRC to determine service actions.

---

**B150B946****Explanation:**

The firmware encountered an error when trying to write data to a general purpose register inside a chip.

**Response:**

If this is a tracking event, no service actions are required. Otherwise, use the FRU and procedure callouts detailed with the SRC to determine service actions.

---

**B150B948****Explanation:**

Unable to start a data flushing process on a chip.

**Response:**

If this is a tracking event, no service actions are required. Otherwise, use the FRU and procedure

callouts detailed with the SRC to determine service actions.

---

**B150B94B****Explanation:**

The SCAN/SCOM device driver encountered an error when trying to write to an internal register of a chip.

**Response:**

If this is a tracking event, no service actions are required. Otherwise, use the FRU and procedure callouts detailed with the SRC to determine service actions.

---

**B150B959****Explanation:**

There was an ADAL MBX scratch read error.

**Response:**

If this is a tracking event, no service actions are required. Otherwise, use the FRU and procedure callouts detailed with the SRC to determine service actions.

---

**B150B963****Explanation:**

The firmware detected that the value scanned out from the instruction status register of the chip is invalid.

**Response:**

If this is a tracking event, no service actions are required. Otherwise, use the FRU and procedure callouts detailed with the SRC to determine service actions.

---

**B150B964****Explanation:**

SCOM attentions were detected.

**Response:**

If this is a tracking event, no service actions are required. Otherwise, use the FRU and procedure callouts detailed with the SRC to determine service actions.

---

**B150B965****Explanation:**

There was a CRC miscompare, or a non-SCOM vital error.

**Response:**

If this is a tracking event, no service actions are required. Otherwise, use the FRU and procedure callouts detailed with the SRC to determine service actions.

---

**B150B966****Explanation:**

The firmware detected a CRC miscompare error from the specified chip.

**Response:**

If this is a tracking event, no service actions are required. Otherwise, use the FRU and procedure callouts detailed with the SRC to determine service actions.

---

**B150B967****Explanation:**

The firmware detected either a parity error or an invalid command attention raised from the specified chip.

**Response:**

If this is a tracking event, no service actions are required. Otherwise, use the FRU and procedure callouts detailed with the SRC to determine service actions.

---

**B150B982****Explanation:**

The firmware has detected an SCOM attention raised from the specified chip.

**Response:**

If this is a tracking event, no service actions are required. Otherwise, use the FRU and procedure callouts detailed with the SRC to determine service actions.

---

**B150B9D8****Explanation:**

HCSI\_P7\_PCB\_PIB\_TIME\_OUT

**Response:**

If this is a tracking event, no service actions are required. Otherwise, use the FRU and procedure callouts detailed with the SRC to determine service actions.

---

**B150BA09****Explanation:**

Service Processor Firmware encountered an internal error

**Response:**

The FRU callouts are calculated at the time of the failure. See the error log for the actual replacement strategy.

---

**B150BA14****Explanation:**

Service Processor Firmware detected duplicate serial numbers in the system.

**Response:**

The FRU callouts are calculated at the time of the failure. See the error log for the actual replacement strategy.

## Failing Item

- [FSPSP10](#)

---

### B150BA18

**Explanation:**

There are no functional PSI links available in the system.

**Response:**

If this is a tracking event, no service actions are required. Otherwise, use the FRU and procedure callouts detailed with the SRC to determine service actions.

---

### B150BA19

**Explanation:**

Service Processor Firmware could not detect any nodes present on the system

**Response:**

The FRU callouts are calculated at the time of the failure. See the error log for the actual replacement strategy.

---

### B150BA1D

**Explanation:**

Service Processor Firmware detected an invalid Logical Memory Block configuration

**Response:**

The FRU callouts are calculated at the time of the failure. See the error log for the actual replacement strategy.

---

### B150BA22

**Explanation:**

A failure occurred in executing an IPL step.

**Response:**

If this is a tracking event, no service actions are required. Otherwise, use the FRU and procedure callouts detailed with the SRC to determine service actions.

---

### B150BA23

**Explanation:**

Service Processor Firmware encountered an internal error

**Response:**

The FRU callouts are calculated at the time of the failure. See the error log for the actual replacement strategy.

---

### B150BA24

**Explanation:**

Service Processor Firmware encountered an internal error

**Response:**

The FRU callouts are calculated at the time of the failure. See the error log for the actual replacement strategy.

---

### B150BA25

**Explanation:**

Service Processor Firmware encountered an internal error

**Response:**

The FRU callouts are calculated at the time of the failure. See the error log for the actual replacement strategy.

---

### B150BA29

**Explanation:**

Service Processor Firmware encountered an internal error

**Response:**

The FRU callouts are calculated at the time of the failure. See the error log for the actual replacement strategy.

---

### B150BA2A

**Explanation:**

A resource was not detected or is non-functional. See callout for a description of this resource.

**Response:**

If this is a tracking event, no service actions are required. Otherwise, use the FRU and procedure callouts detailed with the SRC to determine service actions.

---

### B150BA36

**Explanation:**

Service Processor Firmware encountered an internal error

**Response:**

The FRU callouts are calculated at the time of the failure. See the error log for the actual replacement strategy.

---

### B150BA3C

**Explanation:**

Host terminated current boot attempt due to a critical error

**Response:**

The FRU callouts are calculated at the time of the failure. See the error log for the actual replacement strategy.

---

### B150BA40

**Explanation:**

Host terminated current boot attempt due to a critical error

**Response:**

The FRU callouts are calculated at the time of the failure. See the error log for the actual replacement strategy.

---

**B150BA4E****Explanation:**

A GARD was attempted on a resource in the system which is un-gardable.

**Response:**

If this is a tracking event, no service actions are required. Otherwise, use the FRU and procedure callouts detailed with the SRC to determine service actions.

---

**B150BA5E****Explanation:**

Log for error injection, deconfig, gard for list of HUID's.

**Response:**

If this is a tracking event, no service actions are required. Otherwise, use the FRU and procedure callouts detailed with the SRC to determine service actions.

---

**B150BA8B****Explanation:**

Service Processor Firmware encountered an internal error

**Response:**

The FRU callouts are calculated at the time of the failure. See the error log for the actual replacement strategy.

---

**B150BA91****Explanation:**

Service Processor Firmware detected unrecognized hardware

**Response:**

The FRU callouts are calculated at the time of the failure. See the error log for the actual replacement strategy.

**Failing Item**

- [FSPSP10](#)

---

**B150BA92****Explanation:**

Service Processor Firmware detected an invalid serial number for the system.

**Response:**

The FRU callouts are calculated at the time of the failure. See the error log for the actual replacement strategy.

**Failing Item**

- [FSPSP10](#)

---

**B150BA93****Explanation:**

Service Processor Firmware detected an invalid anchor card in the system.

**Response:**

The FRU callouts are calculated at the time of the failure. See the error log for the actual replacement strategy.

**Failing Item**

- [FSPSP10](#)

---

**B150BA95****Explanation:**

A required resource is not available in the system. Review all callouts to determine what is missing.

**Response:**

If this is a tracking event, no service actions are required. Otherwise, use the FRU and procedure callouts detailed with the SRC to determine service actions.

---

**B150BA97****Explanation:**

The firmware was unable to recover from a hardware deconfiguration, please see other logs for more details on the failure.

**Response:**

If this is a tracking event, no service actions are required. Otherwise, use the FRU and procedure callouts detailed with the SRC to determine service actions.

---

**B150BAA3****Explanation:**

Service Processor Firmware encountered an internal error

**Response:**

The FRU callouts are calculated at the time of the failure. See the error log for the actual replacement strategy.

---

**B150BAAA****Explanation:**

The redundant Service Processor was asked to boot the host

**Response:**

The FRU callouts are calculated at the time of the failure. See the error log for the actual replacement strategy.

---

**B150BAB9****Explanation:**

A terminating error was detected, look for other error logs.

**Response:**

If this is a tracking event, no service actions are required. Otherwise, use the FRU and procedure callouts detailed with the SRC to determine service actions.

---

**B150BABA****Explanation:**

Service Processor Firmware detected an unsupported DIMM type in the system.

**Response:**

The FRU callouts are calculated at the time of the failure. See the error log for the actual replacement strategy.

**Failing Item**

- [FSPSP10](#)

---

**B150BAD4****Explanation:**

Service Processor Firmware detected an invalid mix of DIMM types in the system node.

**Response:**

The FRU callouts are calculated at the time of the failure. See the error log for the actual replacement strategy.

**Failing Item**

- [FSPSP10](#)

---

**B150BAEA****Explanation:**

Error: Unsupported LCC card configuration. Mixing of hardware versions is not allowed.

**Response:**

The FRU callouts are calculated at the time of the failure. See the error log for the actual replacement strategy.

---

**B150BAF0****Explanation:**

Service Processor Firmware encountered an internal error

**Response:**

The FRU callouts are calculated at the time of the failure. See the error log for the actual replacement strategy.

---

**B150BE03****Explanation:**

Service Processor Firmware encountered an internal error

**Response:**

The FRU callouts are calculated at the time of the failure. See the error log for the actual replacement strategy.

---

**B150BE05****Explanation:**

Service Processor Firmware encountered an internal error

**Response:**

The FRU callouts are calculated at the time of the failure. See the error log for the actual replacement strategy.

---

**B150BE06****Explanation:**

Service Processor Firmware encountered an internal error

**Response:**

The FRU callouts are calculated at the time of the failure. See the error log for the actual replacement strategy.

---

**B150BE07****Explanation:**

Service Processor Firmware encountered an internal error

**Response:**

The FRU callouts are calculated at the time of the failure. See the error log for the actual replacement strategy.

---

**B150BE11****Explanation:**

Service Processor Firmware encountered an internal error

**Response:**

The FRU callouts are calculated at the time of the failure. See the error log for the actual replacement strategy.

---

**B150BE14****Explanation:**

Service Processor Firmware encountered an internal error

**Response:**

The FRU callouts are calculated at the time of the failure. See the error log for the actual replacement strategy.

---

**B150BE1D****Explanation:**

Service Processor Firmware encountered an internal error

**Response:**

The FRU callouts are calculated at the time of the failure. See the error log for the actual replacement strategy.

---

**B150BE20**

**Explanation:**

Service Processor Firmware encountered an internal error

**Response:**

The FRU callouts are calculated at the time of the failure. See the error log for the actual replacement strategy.

---

**B150C801**

**Explanation:**

CST detected a hardware error.

**Response:**

If this is a tracking event, no service actions are required. Otherwise, use the FRU and procedure callouts detailed with the SRC to determine service actions.

---

**B150C802**

**Explanation:**

RDT detected a hardware error.

**Response:**

If this is a tracking event, no service actions are required. Otherwise, use the FRU and procedure callouts detailed with the SRC to determine service actions.

---

**B150C803**

**Explanation:**

CST detected a hardware error.

**Response:**

If this is a tracking event, no service actions are required. Otherwise, use the FRU and procedure callouts detailed with the SRC to determine service actions.

---

**B150C804**

**Explanation:**

RDT detected a hardware error.

**Response:**

If this is a tracking event, no service actions are required. Otherwise, use the FRU and procedure callouts detailed with the SRC to determine service actions.

---

**B150C805**

**Explanation:**

A hardware error was detected.

**Response:**

If this is a tracking event, no service actions are required. Otherwise, use the FRU and procedure callouts detailed with the SRC to determine service actions.

---

**B150C806**

**Explanation:**

A hardware error was detected.

**Response:**

If this is a tracking event, no service actions are required. Otherwise, use the FRU and procedure callouts detailed with the SRC to determine service actions.

---

**B150C807**

**Explanation:**

eRepair data was successfully saved.

**Response:**

If this is a tracking event, no service actions are required. Otherwise, use the FRU and procedure callouts detailed with the SRC to determine service actions.

---

**B150C808**

**Explanation:**

RDT detected a hardware error.

**Response:**

If this is a tracking event, no service actions are required. Otherwise, use the FRU and procedure callouts detailed with the SRC to determine service actions.

---

**B150C809**

**Explanation:**

CST detected a hardware error.

**Response:**

If this is a tracking event, no service actions are required. Otherwise, use the FRU and procedure callouts detailed with the SRC to determine service actions.

---

**B150C80A**

**Explanation:**

RDT detected a hardware error.

**Response:**

If this is a tracking event, no service actions are required. Otherwise, use the FRU and procedure callouts detailed with the SRC to determine service actions.

---

**B150C80B**

**Explanation:**

CST detected a hardware error.

**Response:**

If this is a tracking event, no service actions are required. Otherwise, use the FRU and procedure callouts detailed with the SRC to determine service actions.

---

**B150C80C****Explanation:**

RDT detected a hardware error.

**Response:**

If this is a tracking event, no service actions are required. Otherwise, use the FRU and procedure callouts detailed with the SRC to determine service actions.

---

**B150C80D****Explanation:**

CST detected a hardware error.

**Response:**

If this is a tracking event, no service actions are required. Otherwise, use the FRU and procedure callouts detailed with the SRC to determine service actions.

---

**B150C80E****Explanation:**

RDT detected a hardware error.

**Response:**

If this is a tracking event, no service actions are required. Otherwise, use the FRU and procedure callouts detailed with the SRC to determine service actions.

---

**B150C80F****Explanation:**

The wire test error log is full.

**Response:**

If this is a tracking event, no service actions are required. Otherwise, use the FRU and procedure callouts detailed with the SRC to determine service actions.

---

**B150C817****Explanation:**

Wire test received an invalid input parameter.

**Response:**

If this is a tracking event, no service actions are required. Otherwise, use the FRU and procedure callouts detailed with the SRC to determine service actions.

---

**B150C81A****Explanation:**

A null pointer was found.

**Response:**

If this is a tracking event, no service actions are required. Otherwise, use the FRU and procedure callouts detailed with the SRC to determine service actions.

---

**B150C822****Explanation:**

eRepair data was successfully applied.

**Response:**

If this is a tracking event, no service actions are required. Otherwise, use the FRU and procedure callouts detailed with the SRC to determine service actions.

---

**B150C823****Explanation:**

The system processor group object was not found.

**Response:**

If this is a tracking event, no service actions are required. Otherwise, use the FRU and procedure callouts detailed with the SRC to determine service actions.

---

**B150C826****Explanation:**

RDT was run using the current IPL speed and type settings, even though the manufacturing flag that allows the RTD to be run at the maximum speed was enabled.

**Response:**

If this is a tracking event, no service actions are required. Otherwise, use the FRU and procedure callouts detailed with the SRC to determine service actions.

---

**B150C852****Explanation:**

CST detected a hardware error.

**Response:**

If this is a tracking event, no service actions are required. Otherwise, use the FRU and procedure callouts detailed with the SRC to determine service actions.

---

**B150C861****Explanation:**

The hardware may not exist or was garded out.

**Response:**

If this is a tracking event, no service actions are required. Otherwise, use the FRU and procedure callouts detailed with the SRC to determine service actions.

---

**B150C869****Explanation:**



The hardware may not exist or was garded out.

**Response:**

If this is a tracking event, no service actions are required. Otherwise, use the FRU and procedure callouts detailed with the SRC to determine service actions.

---

**B150C878**

**Explanation:**

CST has detected a hardware error.

**Response:**

If this is a tracking event, no service actions are required. Otherwise, use the FRU and procedure callouts detailed with the SRC to determine service actions.

---

**B150C879**

**Explanation:**

CST has detected a hardware error.

**Response:**

If this is a tracking event, no service actions are required. Otherwise, use the FRU and procedure callouts detailed with the SRC to determine service actions.

---

**B150C87A**

**Explanation:**

CST has detected a hardware error in the processor wire test.

**Response:**

If this is a tracking event, no service actions are required. Otherwise, use the FRU and procedure callouts detailed with the SRC to determine service actions.

---

**B150C87B**

**Explanation:**

RDT has detected a hardware error in the processor wire test.

**Response:**

If this is a tracking event, no service actions are required. Otherwise, use the FRU and procedure callouts detailed with the SRC to determine service actions.

---

**B150CA01**

**Explanation:**

Informational only: Guard actions performed on items the system detected and guarded during runtime.

**Response:**

If this is a tracking event, no service actions are required. Otherwise, use the FRU and procedure callouts detailed with the SRC to determine service actions.

---

**B150CA02**

**Explanation:**

Informational only: Guard actions performed on items the system detected and guarded during runtime, or that were guarded out using the ASMI.

**Response:**

If this is a tracking event, no service actions are required. Otherwise, use the FRU and procedure callouts detailed with the SRC to determine service actions.

---

**B150CA03**

**Explanation:**

The guard data did not exist because it was the first boot of this system, or NVRAM had been cleared. Guard data is now available.

**Response:**

If this is a tracking event, no service actions are required. Otherwise, use the FRU and procedure callouts detailed with the SRC to determine service actions.

---

**B150CA04**

**Explanation:**

Guard detected a new version of the guard data area. The guard data area was reformatted and the previous guard actions have been lost.

**Response:**

If this is a tracking event, no service actions are required. Otherwise, use the FRU and procedure callouts detailed with the SRC to determine service actions.

---

**B150CA16**

**Explanation:**

Informational message: gard actions were performed on devices the system detected and garded out during runtime.

**Response:**

If this is a tracking event, no service actions are required. Otherwise, use the FRU and procedure callouts detailed with the SRC to determine service actions.

---

**B150CC62**

**Explanation:**

An oscillator (clock) card failover occurred.

**Response:**

If this is a tracking event, no service actions are required. Otherwise, use the FRU and procedure callouts detailed with the SRC to determine service actions.

---

**B150CCDA**

**Explanation:**

This informational SRC dumps the redundant clock related debug registers, every 24 hours. The first instance is reported during IPL.

**Response:**

If this is a tracking event, no service actions are required. Otherwise, use the FRU and procedure callouts detailed with the SRC to determine service actions.

---

**B150D106****Explanation:**

AH log read failure.

**Response:**

If this is a tracking event, no service actions are required. Otherwise, use the FRU and procedure callouts detailed with the SRC to determine service actions.

---

**B150D134****Explanation:**

The AH server process failed.

**Response:**

If this is a tracking event, no service actions are required. Otherwise, use the FRU and procedure callouts detailed with the SRC to determine service actions.

---

**B150D141****Explanation:**

The chip attention handler was asked to handle an invalid attention type.

**Response:**

If this is a tracking event, no service actions are required. Otherwise, use the FRU and procedure callouts detailed with the SRC to determine service actions.

---

**B150D145****Explanation:**

An scom attention was detected on the current chip.

---

**B150D151****Explanation:**

There was a callout failure.

**Response:**

If this is a tracking event, no service actions are required. Otherwise, use the FRU and procedure callouts detailed with the SRC to determine service actions.

---

**B150D159****Explanation:**

An invalid register value was found.

**Response:**

If this is a tracking event, no service actions are required. Otherwise, use the FRU and procedure callouts detailed with the SRC to determine service actions.

---

**B150D15E****Explanation:**

An invalid callout was found.

**Response:**

If this is a tracking event, no service actions are required. Otherwise, use the FRU and procedure callouts detailed with the SRC to determine service actions.

---

**B150D171****Explanation:**

Info elog that has all non-zero Interrupt status registers traced to assist debug.

**Response:**

The FRU callouts are calculated at the time of the failure. See the error log for the actual replacement strategy.

---

**B150DA19****Explanation:**

Error: Failed to initialize PSI link.

**Response:**

If this is a tracking event, no service actions are required. Otherwise, use the FRU and procedure callouts detailed with the SRC to determine service actions.

---

**B150DA48****Explanation:**

Service Processor Firmware encountered host chip device access failure

**Response:**

The FRU callouts are calculated at the time of the failure. See the error log for the actual replacement strategy.

---

**B150DA73****Explanation:**

Service Processor Firmware encountered an internal error.

**Response:**

The FRU callouts are calculated at the time of the failure. See the error log for the actual replacement strategy.

---

**B150DA8A****Explanation:**

Service Processor Firmware encountered host chip device access failure

**Response:**

The FRU callouts are calculated at the time of the failure. See the error log for the actual replacement strategy.

---

**B150DA93****Explanation:**

Service Processor Firmware encountered an internal error.

**Response:**

The FRU callouts are calculated at the time of the failure. See the error log for the actual replacement strategy.

---

**B150DA95****Explanation:**

Service Processor Firmware encountered an internal error.

**Response:**

The FRU callouts are calculated at the time of the failure. See the error log for the actual replacement strategy.

---

**B150DAA0****Explanation:**

Service Processor Firmware encountered host chip device access failure

**Response:**

The FRU callouts are calculated at the time of the failure. See the error log for the actual replacement strategy.

---

**B150DB02****Explanation:**

No valid PNOR was found.

**Response:**

If this is a tracking event, no service actions are required. Otherwise, use the FRU and procedure callouts detailed with the SRC to determine service actions.

---

**B150DB04****Explanation:**

Service Processor Firmware encountered an internal error

**Response:**

The FRU callouts are calculated at the time of the failure. See the error log for the actual replacement strategy.

---

**B150DB08****Explanation:**

Service Processor failed to boot Host

**Response:**

The FRU callouts are calculated at the time of the failure. See the error log for the actual replacement strategy.

---

**B150DB0F****Explanation:**

Service Processor Firmware encountered an internal error

**Response:**

The FRU callouts are calculated at the time of the failure. See the error log for the actual replacement strategy.

---

**B150DB4C****Explanation:**

Service Processor Firmware encountered an internal error

**Response:**

The FRU callouts are calculated at the time of the failure. See the error log for the actual replacement strategy.

---

**B150E501****Explanation:**

There was a hardware-detected problem due to the CEC hardware subsystem.

**Response:**

If this is a tracking event, no service actions are required. Otherwise, use the FRU and procedure callouts detailed with the SRC to determine service actions.

---

**B150E504****Explanation:**

There was a hardware problem in the CEC hardware subsystem.

**Response:**

If this is a tracking event, no service actions are required. Otherwise, use the FRU and procedure callouts detailed with the SRC to determine service actions.

---

**B150E540****Explanation:**

There was a failure most likely attributable to the CEC hardware subsystem, but it could also be software-related or require further support.

**Response:**

If this is a tracking event, no service actions are required. Otherwise, use the FRU and procedure callouts detailed with the SRC to determine service actions.

---

**B150E550****Explanation:**

There was a CEC hardware subsystem failure, most likely attributable to a software problem, but it could also be hardware-related or require further support.

**Response:**

If this is a tracking event, no service actions are required. Otherwise, use the FRU and procedure callouts detailed with the SRC to determine service actions.

---

**B150E69C**

**Explanation:**

The firmware detected a non-functional hardware component in one of the drawers while powering on the drawer. The defective drawer has been deconfigured until the next Server Power on operation. Please refer to the deconfiguration records section in ASMI to identify faulty hardware in the system.

**Response:**

If this is a tracking event, no service actions are required. Otherwise, use the FRU and procedure callouts detailed with the SRC to determine service actions.

---

**B150F138**

**Explanation:**

Firmware detected either a FRU deconfiguration record or an improper Cabling. This is a reminder for servicing faulty hardware pending service present in the system.

**Response:**

If this is a tracking event, no service actions are required. Otherwise, use the FRU and procedure callouts detailed with the SRC to determine service actions.

---

**Failing Item**

- [FSPSP83](#)
- 

**B151342F**

**Explanation:**

Firmware has detected a probable failure in hardware that caused the service processor to reset. Contact next level of support.

**Response:**

The FRU callouts are calculated at the time of the failure. See the error log for the actual replacement strategy.

---

**B1513538**

**Explanation:**

Firmware detected an error while collecting System Vital Product Data from Service Processor at position A.

**Response:**

The FRU callouts are calculated at the time of the failure. See the error log for the actual replacement strategy.

---

**B1517200**

**Explanation:**

Invalid boot request

**Response:**

Perform [FSPSP02](#).

---

**B1517201**

**Explanation:**

Service processor failure

**Response:**

Perform [FSPSP02](#).

---

**B1517202**

**Explanation:**

The permanent and temporary firmware sides are both marked invalid

**Response:**

Perform [FSPSP02](#).

---

**B1517203**

**Explanation:**

Error setting boot parameters

**Response:**

Perform [FSPSP02](#).

---

**B1517204**

**Explanation:**

Error reading boot parameters

**Response:**

Perform [FSPSP02](#).

---

**B1517205**

**Explanation:**

Boot code error

**Response:**

Perform [FSPSP02](#).

---

**B1517206**

**Explanation:**

Unit check timer was reset

**Response:**

Perform [FSPSP02](#).

---

**B151720A**

**Explanation:**

Power-off reset occurred. FipsDump should be analyzed: Possible hardware problem

**Response:**

Perform [FSPSP02](#).

---

---

**B151E029****Explanation:**

The service processor firmware detected an error while connecting to IBM Customer Care servers for registering a call home event.

**Response:**

Contact your next level of support.

---

**B151E405****Explanation:**

A failure in the memory subsystem was detected.

**Response:**

If this is a tracking event, no service actions are required. Otherwise, use the FRU and procedure callouts detailed with the SRC to determine service actions.

---

**B151E40F****Explanation:**

Mount Close Failed.

**Response:**

If this is a tracking event, no service actions are required. Otherwise, use the FRU and procedure callouts detailed with the SRC to determine service actions.

---

**B151E504****Explanation:**

A CEC hardware failure was detected.

**Response:**

If this is a tracking event, no service actions are required. Otherwise, use the FRU and procedure callouts detailed with the SRC to determine service actions.

---

**B151E696****Explanation:**

This system is capable of providing Redundant Service Processor Failover feature but the system has only one Service Processor installed currently. Installing the secondary Service processor is highly recommended.

**Response:**

The FRU callouts are calculated at the time of the failure. See the error log for the actual replacement strategy.

---

**B151E697****Explanation:**

One of the Local Clock and Control Card was found missing on this system, having both the Local Clock and Control cards are mandatory.

**Response:**

The FRU callouts are calculated at the time of the failure. See the error log for the actual replacement strategy.

---

**B151E6D0****Explanation:**

The secondary service processor was deconfigured because there was no communication between the primary and the secondary for more than one hour.

**Response:**

If this is a tracking event, no service actions are required. Otherwise, use the FRU and procedure callouts detailed with the SRC to determine service actions.

---

**B151F107****Explanation:**

The threshold of new DRAM errors was reached.

**Response:**

If this is a tracking event, no service actions are required. Otherwise, use the FRU and procedure callouts detailed with the SRC to determine service actions.

---

**B151F109****Explanation:**

The threshold of new NVRAM errors was reached.

**Response:**

If this is a tracking event, no service actions are required. Otherwise, use the FRU and procedure callouts detailed with the SRC to determine service actions.

---

**B151F10A****Explanation:**

An NVRAM address has appeared multiple times.

**Response:**

If this is a tracking event, no service actions are required. Otherwise, use the FRU and procedure callouts detailed with the SRC to determine service actions.

---

**B151F10D****Explanation:**

The threshold of bad blocks in the NVRAM 16MB flash memory was exceeded.

**Response:**

If this is a tracking event, no service actions are required. Otherwise, use the FRU and procedure callouts detailed with the SRC to determine service actions.

---

**B151F116****Explanation:**

FSI IRQ loop event occurred; one or more engines was masked.

**Response:**

If this is a tracking event, no service actions are required. Otherwise, use the FRU and procedure callouts detailed with the SRC to determine service actions.

---

**B151F127**

**Explanation:**

The number of one-bit flips exceeded the threshold. The service processor hardware will have to be replaced.

**Response:**

If this is a tracking event, no service actions are required. Otherwise, use the FRU and procedure callouts detailed with the SRC to determine service actions.

---

**B151F128**

**Explanation:**

The health monitor found that a threshold had been exceeded.

**Response:**

If this is a tracking event, no service actions are required. Otherwise, use the FRU and procedure callouts detailed with the SRC to determine service actions.

---

**B1523538**

**Explanation:**

Firmware detected an error while collecting System Vital Product Data from Service Processor at position B.

**Response:**

The FRU callouts are calculated at the time of the failure. See the error log for the actual replacement strategy.

---

**B1523599**

**Explanation:**

A sscanf call was made to set the error number.

**Response:**

If this is a tracking event, no service actions are required. Otherwise, use the FRU and procedure callouts detailed with the SRC to determine service actions.

---

**B152E696**

**Explanation:**

This system is capable of providing Redundant Service Processor Failover feature but the system has only one Service Processor installed currently. Installing the secondary Service processor is highly recommended.

**Response:**

The FRU callouts are calculated at the time of the failure. See the error log for the actual replacement strategy.

---

**B152E697**

**Explanation:**

One of the Local Clock and Control Card was found missing on this system, having both the Local Clock and Control cards are mandatory.

**Response:**

The FRU callouts are calculated at the time of the failure. See the error log for the actual replacement strategy.

---

**B152E6D0**

**Explanation:**

The secondary service processor was deconfigured because there was no communication between the primary and the secondary for more than one hour.

**Response:**

If this is a tracking event, no service actions are required. Otherwise, use the FRU and procedure callouts detailed with the SRC to determine service actions.

---

**B152F109**

**Explanation:**

The threshold of new NVRAM errors was reached.

**Response:**

If this is a tracking event, no service actions are required. Otherwise, use the FRU and procedure callouts detailed with the SRC to determine service actions.

---

**B152F10D**

**Explanation:**

The threshold of bad blocks in the flash memory of the NVRAM was exceeded.

**Response:**

If this is a tracking event, no service actions are required. Otherwise, use the FRU and procedure callouts detailed with the SRC to determine service actions.

---

**B152F127**

**Explanation:**

The number of one-bit flips exceeded the threshold. The service processor hardware will have to be replaced.

**Response:**

If this is a tracking event, no service actions are required. Otherwise, use the FRU and procedure callouts detailed with the SRC to determine service actions.

---

**B1534126**

**Explanation:**

There was an ERC GPIO (general purpose I/O) failure.

**Response:**

If this is a tracking event, no service actions are required. Otherwise, use the FRU and procedure callouts detailed with the SRC to determine service actions.

---

**B1534128****Explanation:**

There was an I2C open failure.

**Response:**

If this is a tracking event, no service actions are required. Otherwise, use the FRU and procedure callouts detailed with the SRC to determine service actions.

---

**B1551309****Explanation:**

IVPD is unable to determine the presence of end devices.

**Response:**

If this is a tracking event, no service actions are required. Otherwise, use the FRU and procedure callouts detailed with the SRC to determine service actions.

---

**B155130A****Explanation:**

While detecting the end device status using the I2C ADAL, both the SDA and SCL lines were found to be low. This means no devices are present on the I2C bus.

**Response:**

If this is a tracking event, no service actions are required. Otherwise, use the FRU and procedure callouts detailed with the SRC to determine service actions.

---

**B155130C****Explanation:**

Failed to open an I2C device.

**Response:**

If this is a tracking event, no service actions are required. Otherwise, use the FRU and procedure callouts detailed with the SRC to determine service actions.

---

**B155130E****Explanation:**

Failed to configure the I2C bus.

**Response:**

If this is a tracking event, no service actions are required. Otherwise, use the FRU and procedure

callouts detailed with the SRC to determine service actions.

---

**B155130F****Explanation:**

First-failure-data-capture unlock failed.

**Response:**

If this is a tracking event, no service actions are required. Otherwise, use the FRU and procedure callouts detailed with the SRC to determine service actions.

---

**B1551310****Explanation:**

First-failure-data-capture failed.

**Response:**

If this is a tracking event, no service actions are required. Otherwise, use the FRU and procedure callouts detailed with the SRC to determine service actions.

---

**B1551311****Explanation:**

Failed to read from an I2C device.

**Response:**

If this is a tracking event, no service actions are required. Otherwise, use the FRU and procedure callouts detailed with the SRC to determine service actions.

---

**B1551312****Explanation:**

Failed to read from an I2C device.

**Response:**

If this is a tracking event, no service actions are required. Otherwise, use the FRU and procedure callouts detailed with the SRC to determine service actions.

---

**B1551313****Explanation:**

Failed to seek on an I2C ADAL handle.

**Response:**

If this is a tracking event, no service actions are required. Otherwise, use the FRU and procedure callouts detailed with the SRC to determine service actions.

---

**B1551314****Explanation:**

Failed to write to an I2C device.

**Response:**

If this is a tracking event, no service actions are required. Otherwise, use the FRU and procedure

callouts detailed with the SRC to determine service actions.

---

**B1551317****Explanation:**

Failed to close an I2C ADAL handle.

**Response:**

If this is a tracking event, no service actions are required. Otherwise, use the FRU and procedure callouts detailed with the SRC to determine service actions.

---

**B155131A****Explanation:**

An "invalid sub-device" error was returned by the hub expansion processor.

**Response:**

If this is a tracking event, no service actions are required. Otherwise, use the FRU and procedure callouts detailed with the SRC to determine service actions.

---

**B155131B****Explanation:**

An I2C read/write operation was retried, and failed.

**Response:**

If this is a tracking event, no service actions are required. Otherwise, use the FRU and procedure callouts detailed with the SRC to determine service actions.

---

**B155131E****Explanation:**

A hardware error was returned by the hub expansion processor.

**Response:**

If this is a tracking event, no service actions are required. Otherwise, use the FRU and procedure callouts detailed with the SRC to determine service actions.

---

**B155131F****Explanation:**

An "invalid command" or "invalid bus speed" error was returned by the hub expansion processor.

**Response:**

If this is a tracking event, no service actions are required. Otherwise, use the FRU and procedure callouts detailed with the SRC to determine service actions.

---

**B1551320****Explanation:**

Sub-bus reset failed.

**Response:**

If this is a tracking event, no service actions are required. Otherwise, use the FRU and procedure callouts detailed with the SRC to determine service actions.

---

**B155132A****Explanation:**

A query of the hub status failed.

**Response:**

If this is a tracking event, no service actions are required. Otherwise, use the FRU and procedure callouts detailed with the SRC to determine service actions.

---

**B1551331****Explanation:**

The IVPD query of the HUB version failed.

**Response:**

If this is a tracking event, no service actions are required. Otherwise, use the FRU and procedure callouts detailed with the SRC to determine service actions.

---

**B1551332****Explanation:**

The IVPD query of the HUB version failed.

**Response:**

If this is a tracking event, no service actions are required. Otherwise, use the FRU and procedure callouts detailed with the SRC to determine service actions.

---

**B1551333****Explanation:**

The IVPD query of the HUB version failed.

**Response:**

If this is a tracking event, no service actions are required. Otherwise, use the FRU and procedure callouts detailed with the SRC to determine service actions.

---

**B1551334****Explanation:**

The IVPD query of the HUB version failed.

**Response:**

If this is a tracking event, no service actions are required. Otherwise, use the FRU and procedure callouts detailed with the SRC to determine service actions.

---

**B1551361****Explanation:**

A write operation to set the device failed.

**Response:**



If this is a tracking event, no service actions are required. Otherwise, use the FRU and procedure callouts detailed with the SRC to determine service actions.

---

**B1551540****Explanation:**

Failed to configure uart

**Response:**

The FRU callouts are calculated at the time of the failure. See the error log for the actual replacement strategy.

---

**B1551542****Explanation:**

Failed to open uart.

**Response:**

The FRU callouts are calculated at the time of the failure. See the error log for the actual replacement strategy.

---

**B1551543****Explanation:**

Failed to close uart

**Response:**

The FRU callouts are calculated at the time of the failure. See the error log for the actual replacement strategy.

---

**B1551544****Explanation:**

Failed to write data to uart buffer

**Response:**

The FRU callouts are calculated at the time of the failure. See the error log for the actual replacement strategy.

---

**B1551545****Explanation:**

Uart read failure

**Response:**

The FRU callouts are calculated at the time of the failure. See the error log for the actual replacement strategy.

---

**B1551546****Explanation:**

Uart Write Failure

**Response:**

The FRU callouts are calculated at the time of the failure. See the error log for the actual replacement strategy.

---

**B1551553****Explanation:**

An invalid input parameter was detected.

**Response:**

The FRU callouts are calculated at the time of the failure. See the error log for the actual replacement strategy.

---

**B1551560****Explanation:**

Failure padding UART data

**Response:**

The FRU callouts are calculated at the time of the failure. See the error log for the actual replacement strategy.

---

**B1551562****Explanation:**

Failed write/read UART register

**Response:**

The FRU callouts are calculated at the time of the failure. See the error log for the actual replacement strategy.

---

**B1551563****Explanation:**

Asynchronous I/O Failure

**Response:**

The FRU callouts are calculated at the time of the failure. See the error log for the actual replacement strategy.

---

**B1551564****Explanation:**

Asynchronous I/O Initialization Failure

**Response:**

The FRU callouts are calculated at the time of the failure. See the error log for the actual replacement strategy.

---

**B1551565****Explanation:**

Asynchronous I/O Initialization Failure

**Response:**

The FRU callouts are calculated at the time of the failure. See the error log for the actual replacement strategy.

---

**B1551566****Explanation:**

Asynchronous I/O Failure

**Response:**

The FRU callouts are calculated at the time of the failure. See the error log for the actual replacement strategy.

---

**B1551567**

**Explanation:**

Asynchronous I/O Failure

**Response:**

The FRU callouts are calculated at the time of the failure. See the error log for the actual replacement strategy.

---

**B1551568****Explanation:**

Asynchronous I/O Failure

**Response:**

The FRU callouts are calculated at the time of the failure. See the error log for the actual replacement strategy.

---

**B1551569****Explanation:**

Asynchronous I/O Failure

**Response:**

The FRU callouts are calculated at the time of the failure. See the error log for the actual replacement strategy.

---

**B155156A****Explanation:**

Asynchronous I/O Cleanup Failure

**Response:**

The FRU callouts are calculated at the time of the failure. See the error log for the actual replacement strategy.

---

**B1551571****Explanation:**

A bad response was received from a chip.

**Response:**

If this is a tracking event, no service actions are required. Otherwise, use the FRU and procedure callouts detailed with the SRC to determine service actions.

---

**B1551572****Explanation:**

Failed read of UART register

**Response:**

The FRU callouts are calculated at the time of the failure. See the error log for the actual replacement strategy.

---

**B1551573****Explanation:**

Failed write of UART register

**Response:**

The FRU callouts are calculated at the time of the failure. See the error log for the actual replacement strategy.

---

**B1551574****Explanation:**

Failed write of UART register

**Response:**

The FRU callouts are calculated at the time of the failure. See the error log for the actual replacement strategy.

---

**B1551575****Explanation:**

Failed write of UART register

**Response:**

The FRU callouts are calculated at the time of the failure. See the error log for the actual replacement strategy.

---

**B1551576****Explanation:**

Failed Uart Reset

**Response:**

The FRU callouts are calculated at the time of the failure. See the error log for the actual replacement strategy.

---

**B155157E****Explanation:**

Asynchronous I/O Cleanup Failure

**Response:**

The FRU callouts are calculated at the time of the failure. See the error log for the actual replacement strategy.

---

**B155157F****Explanation:**

Asynchronous I/O Failure

**Response:**

The FRU callouts are calculated at the time of the failure. See the error log for the actual replacement strategy.

---

**B1551580****Explanation:**

An invalid input parameter was detected.

**Response:**

The FRU callouts are calculated at the time of the failure. See the error log for the actual replacement strategy.

---

**B1551582****Explanation:**

Failed to lock uart.

**Response:**

The FRU callouts are calculated at the time of the failure. See the error log for the actual replacement strategy.

---

**B1551583****Explanation:**

Failed write of universal asynchronous receiver/transmitter (UART) register.

**Response:**

The FRU callouts are calculated at the time of the failure. See the error log for the actual replacement strategy.

---

**B15515CC****Explanation:**

There was a UART lock or unlock failure detected.

**Response:**

The FRU callouts are calculated at the time of the failure. See the error log for the actual replacement strategy.

---

**B1552600****Explanation:**

A vital product data (VPD) error occurred.

**Response:**

Use the FRU and procedure callouts detailed with the SRC to determine service actions.

---

**B1558903****Explanation:**

The service processor synchronization (SINK) interface timed out waiting for a firmware component to establish a synchronization lock.

---

**B155A404****Explanation:**

A failure occurred when validating vital product data (VPD) in the converged format.

**Response:**

If this is a tracking event, no service actions are required. Otherwise, use the FRU and procedure callouts detailed with the SRC to determine service actions.

---

**B155A408****Explanation:**

An invalid VPD format found.

**Response:**

If this is a tracking event, no service actions are required. Otherwise, use the FRU and procedure callouts detailed with the SRC to determine service actions.

---

**B155A409****Explanation:**

An I2C bus configuration operation failed.

**Response:**

If this is a tracking event, no service actions are required. Otherwise, use the FRU and procedure callouts detailed with the SRC to determine service actions.

---

**B155A40C****Explanation:**

A failure occurred.

**Response:**

If this is a tracking event, no service actions are required. Otherwise, use the FRU and procedure callouts detailed with the SRC to determine service actions.

---

**B155A40E****Explanation:**

Failed to read a local device string, or the read operation was successful but the data did not match.

**Response:**

If this is a tracking event, no service actions are required. Otherwise, use the FRU and procedure callouts detailed with the SRC to determine service actions.

---

**B155A40F****Explanation:**

A failure occurred when trying to set the block offset and length.

**Response:**

If this is a tracking event, no service actions are required. Otherwise, use the FRU and procedure callouts detailed with the SRC to determine service actions.

---

**B155A413****Explanation:**

An error occurred.

**Response:**

If this is a tracking event, no service actions are required. Otherwise, use the FRU and procedure callouts detailed with the SRC to determine service actions.

---

**B155A415****Explanation:**

A failure occurred when writing to the I2C device.

**Response:**

If this is a tracking event, no service actions are required. Otherwise, use the FRU and procedure callouts detailed with the SRC to determine service actions.

---

**B155A416****Explanation:**

A failure occurred when attempting to reset a chip.

**Response:**

If this is a tracking event, no service actions are required. Otherwise, use the FRU and procedure callouts detailed with the SRC to determine service actions.

---

**B155A41B****Explanation:**

The enclosure feature code is the same as the system's machine type and model. To resolve this, the enclosure "FC" keyword must be verified and reentered if necessary.

**Response:**

If this is a tracking event, no service actions are required. Otherwise, use the FRU and procedure callouts detailed with the SRC to determine service actions.

---

**B155A41C****Explanation:**

A keyword cannot be found in the VPD buffer.

**Response:**

If this is a tracking event, no service actions are required. Otherwise, use the FRU and procedure callouts detailed with the SRC to determine service actions.

---

**B155A41D****Explanation:**

The vital product data (VPD) code exited.

**Response:**

If this is a tracking event, no service actions are required. Otherwise, use the FRU and procedure callouts detailed with the SRC to determine service actions.

---

**B155A423****Explanation:**

Failed to open a file.

**Response:**

If this is a tracking event, no service actions are required. Otherwise, use the FRU and procedure callouts detailed with the SRC to determine service actions.

---

**B155A430****Explanation:**

Failed to validate the format of the VPD.

**Response:**

If this is a tracking event, no service actions are required. Otherwise, use the FRU and procedure

callouts detailed with the SRC to determine service actions.

---

**B155A433****Explanation:**

A file index was not found.

**Response:**

If this is a tracking event, no service actions are required. Otherwise, use the FRU and procedure callouts detailed with the SRC to determine service actions.

---

**B155A434****Explanation:**

An invalid call was made.

**Response:**

If this is a tracking event, no service actions are required. Otherwise, use the FRU and procedure callouts detailed with the SRC to determine service actions.

---

**B155A435****Explanation:**

A failure occurred when trying to get the block entry information.

**Response:**

If this is a tracking event, no service actions are required. Otherwise, use the FRU and procedure callouts detailed with the SRC to determine service actions.

---

**B155A436****Explanation:**

An invalid device type was found.

**Response:**

If this is a tracking event, no service actions are required. Otherwise, use the FRU and procedure callouts detailed with the SRC to determine service actions.

---

**B155A437****Explanation:**

An invalid vital product data (VPD) format was found.

**Response:**

If this is a tracking event, no service actions are required. Otherwise, use the FRU and procedure callouts detailed with the SRC to determine service actions.

---

**B155A438****Explanation:**

The file index was not valid.

**Response:**

If this is a tracking event, no service actions are required. Otherwise, use the FRU and procedure

callouts detailed with the SRC to determine service actions.

---

**B155A439****Explanation:**

The block offset and block length are greater than the calculated vital product data (VPD) image size, or the block read size is not the same as the size in the table of block data.

**Response:**

If this is a tracking event, no service actions are required. Otherwise, use the FRU and procedure callouts detailed with the SRC to determine service actions.

---

**B155A43A****Explanation:**

VTOC block offset and VTOC block length are greater than the calculated VPD image size.

**Response:**

If this is a tracking event, no service actions are required. Otherwise, use the FRU and procedure callouts detailed with the SRC to determine service actions.

---

**B155A43B****Explanation:**

The operation was not valid.

**Response:**

If this is a tracking event, no service actions are required. Otherwise, use the FRU and procedure callouts detailed with the SRC to determine service actions.

---

**B155A43C****Explanation:**

A parameter was not valid.

**Response:**

If this is a tracking event, no service actions are required. Otherwise, use the FRU and procedure callouts detailed with the SRC to determine service actions.

---

**B155A43D****Explanation:**

An invalid parsing operation was attempted.

**Response:**

If this is a tracking event, no service actions are required. Otherwise, use the FRU and procedure callouts detailed with the SRC to determine service actions.

---

**B155A43E****Explanation:**

An invalid synchronization file was found.

**Response:**

If this is a tracking event, no service actions are required. Otherwise, use the FRU and procedure callouts detailed with the SRC to determine service actions.

---

**B155A43F****Explanation:**

The synchronization success was not valid.

**Response:**

If this is a tracking event, no service actions are required. Otherwise, use the FRU and procedure callouts detailed with the SRC to determine service actions.

---

**B155A440****Explanation:**

The system ID is invalid or has not been programmed.

**Response:**

If this is a tracking event, no service actions are required. Otherwise, use the FRU and procedure callouts detailed with the SRC to determine service actions.

---

**B155A441****Explanation:**

Setting an attribute failed.

**Response:**

If this is a tracking event, no service actions are required. Otherwise, use the FRU and procedure callouts detailed with the SRC to determine service actions.

---

**B155A442****Explanation:**

Building a location failed.

**Response:**

If this is a tracking event, no service actions are required. Otherwise, use the FRU and procedure callouts detailed with the SRC to determine service actions.

---

**B155A445****Explanation:**

A failure occurred.

**Response:**

If this is a tracking event, no service actions are required. Otherwise, use the FRU and procedure callouts detailed with the SRC to determine service actions.

---

**B155A44A****Explanation:**

Failed to read the module VPD from an I2C SEEPROM.

**Response:**

If this is a tracking event, no service actions are required. Otherwise, use the FRU and procedure callouts detailed with the SRC to determine service actions.

---

**B155A44B****Explanation:**

There was a failure trying to read one of the smart chip blocks.

**Response:**

If this is a tracking event, no service actions are required. Otherwise, use the FRU and procedure callouts detailed with the SRC to determine service actions.

---

**B155A44C****Explanation:**

ECC check failed on the given FRU.

**Response:**

If this is a tracking event, no service actions are required. Otherwise, use the FRU and procedure callouts detailed with the SRC to determine service actions.

---

**B155A44D****Explanation:**

Failed to get VTOC block entry information.

**Response:**

If this is a tracking event, no service actions are required. Otherwise, use the FRU and procedure callouts detailed with the SRC to determine service actions.

---

**B155A44E****Explanation:**

Checksum failed on a FRU.

**Response:**

If this is a tracking event, no service actions are required. Otherwise, use the FRU and procedure callouts detailed with the SRC to determine service actions.

---

**B155A44F****Explanation:**

The world-wide node name is not valid or has not been programmed.

**Response:**

If this is a tracking event, no service actions are required. Otherwise, use the FRU and procedure callouts detailed with the SRC to determine service actions.

---

**B155A450****Explanation:**

The RB system keyword is not valid or has not been programmed.

**Response:**

If this is a tracking event, no service actions are required. Otherwise, use the FRU and procedure callouts detailed with the SRC to determine service actions.

---

**B155A451****Explanation:**

The system storage serial number (SG) is not valid or has not been programmed.

**Response:**

If this is a tracking event, no service actions are required. Otherwise, use the FRU and procedure callouts detailed with the SRC to determine service actions.

---

**B155A452****Explanation:**

The system unique ID (SU) is not valid or has not been programmed.

**Response:**

If this is a tracking event, no service actions are required. Otherwise, use the FRU and procedure callouts detailed with the SRC to determine service actions.

---

**B155A453****Explanation:**

The system serial number (SE) is not valid or has not been programmed.

**Response:**

If this is a tracking event, no service actions are required. Otherwise, use the FRU and procedure callouts detailed with the SRC to determine service actions.

---

**B155A454****Explanation:**

The system model (TM) is not valid or has not been programmed.

**Response:**

If this is a tracking event, no service actions are required. Otherwise, use the FRU and procedure callouts detailed with the SRC to determine service actions.

---

**B155A455****Explanation:**

The system storage type model (TN) is not valid or has not been programmed.

**Response:**

If this is a tracking event, no service actions are required. Otherwise, use the FRU and procedure

callouts detailed with the SRC to determine service actions.

---

**B155A46B****Explanation:**

A read failure occurred.

**Response:**

If this is a tracking event, no service actions are required. Otherwise, use the FRU and procedure callouts detailed with the SRC to determine service actions.

---

**B155A46E****Explanation:**

Failure when reading a registry value.

**Response:**

If this is a tracking event, no service actions are required. Otherwise, use the FRU and procedure callouts detailed with the SRC to determine service actions.

---

**B155A46F****Explanation:**

Failure when writing a registry value.

**Response:**

If this is a tracking event, no service actions are required. Otherwise, use the FRU and procedure callouts detailed with the SRC to determine service actions.

---

**B155A471****Explanation:**

The resource ID (RID) was not tagged.

**Response:**

If this is a tracking event, no service actions are required. Otherwise, use the FRU and procedure callouts detailed with the SRC to determine service actions.

---

**B155A472****Explanation:**

The SCED sense operation failed.

**Response:**

If this is a tracking event, no service actions are required. Otherwise, use the FRU and procedure callouts detailed with the SRC to determine service actions.

---

**B155A476****Explanation:**

Failed to set the DIMM change parameter.

**Response:**

If this is a tracking event, no service actions are required. Otherwise, use the FRU and procedure

callouts detailed with the SRC to determine service actions.

---

**B155A477****Explanation:**

Failed to set the DIMM speed.

**Response:**

If this is a tracking event, no service actions are required. Otherwise, use the FRU and procedure callouts detailed with the SRC to determine service actions.

---

**B155A47E****Explanation:**

No valid copy of the system vital product data (VPD) was found on this system.

**Response:**

If this is a tracking event, no service actions are required. Otherwise, use the FRU and procedure callouts detailed with the SRC to determine service actions.

---

**B155A483****Explanation:**

A failure occurred when reading a table.

**Response:**

If this is a tracking event, no service actions are required. Otherwise, use the FRU and procedure callouts detailed with the SRC to determine service actions.

---

**B155A486****Explanation:**

A recalculation failure occurred.

**Response:**

If this is a tracking event, no service actions are required. Otherwise, use the FRU and procedure callouts detailed with the SRC to determine service actions.

---

**B155A490****Explanation:**

The vital product data (VPD) was guarded.

**Response:**

If this is a tracking event, no service actions are required. Otherwise, use the FRU and procedure callouts detailed with the SRC to determine service actions.

---

**B155A491****Explanation:**

No valid copy of the enclosure vital product data (VPD) was found on this system.

**Response:**

If this is a tracking event, no service actions are required. Otherwise, use the FRU and procedure callouts detailed with the SRC to determine service actions.

---

**B155A499****Explanation:**

A failure occurred when finding a data block in the converged-format vital product data (VPD).

**Response:**

If this is a tracking event, no service actions are required. Otherwise, use the FRU and procedure callouts detailed with the SRC to determine service actions.

---

**B155A4A3****Explanation:**

Previous VPD update failed. Discarding it.

**Response:**

The FRU callouts are calculated at the time of the failure. See the error log for the actual replacement strategy.

---

**B155A4AF****Explanation:**

Configuration on the I2C DP failed.

**Response:**

If this is a tracking event, no service actions are required. Otherwise, use the FRU and procedure callouts detailed with the SRC to determine service actions.

---

**B155A4B9****Explanation:**

There was an error in finding the serial number keyword data.

**Response:**

If this is a tracking event, no service actions are required. Otherwise, use the FRU and procedure callouts detailed with the SRC to determine service actions.

---

**B155A4D4****Explanation:**

A failure occurred when reading the table from p1.

**Response:**

If this is a tracking event, no service actions are required. Otherwise, use the FRU and procedure callouts detailed with the SRC to determine service actions.

---

**B155A4E0****Explanation:**

The requested FRU was not found on the system.

**Response:**

If this is a tracking event, no service actions are required. Otherwise, use the FRU and procedure callouts detailed with the SRC to determine service actions.

---

**B155A4E5****Explanation:**

Validation before update failed.

**Response:**

If this is a tracking event, no service actions are required. Otherwise, use the FRU and procedure callouts detailed with the SRC to determine service actions.

---

**B155A4E6****Explanation:**

Validation after update failed.

**Response:**

If this is a tracking event, no service actions are required. Otherwise, use the FRU and procedure callouts detailed with the SRC to determine service actions.

---

**B155A4FD****Explanation:**

There was a mismatch in the VPD data.

**Response:**

If this is a tracking event, no service actions are required. Otherwise, use the FRU and procedure callouts detailed with the SRC to determine service actions.

---

**B1561111****Explanation:**

There was a slave read error.

**Response:**

If this is a tracking event, no service actions are required. Otherwise, use the FRU and procedure callouts detailed with the SRC to determine service actions.

---

**B1561309****Explanation:**

Unexpected IIC clock/data line status

**Response:**

The FRU callouts are calculated at the time of the failure. See the error log for the actual replacement strategy.

---

**B156130A****Explanation:**

IIC Device not Present

**Response:**



The FRU callouts are calculated at the time of the failure. See the error log for the actual replacement strategy.

---

**B156130C****Explanation:**

IIC device open failure

**Response:**

The FRU callouts are calculated at the time of the failure. See the error log for the actual replacement strategy.

---

**B156130E****Explanation:**

IIC Bus configuration failure

**Response:**

The FRU callouts are calculated at the time of the failure. See the error log for the actual replacement strategy.

---

**B1561311****Explanation:**

Failed to read from an I2C device.

**Response:**

If this is a tracking event, no service actions are required. Otherwise, use the FRU and procedure callouts detailed with the SRC to determine service actions.

---

**B1561312****Explanation:**

Failed to read from an I2C device.

**Response:**

If this is a tracking event, no service actions are required. Otherwise, use the FRU and procedure callouts detailed with the SRC to determine service actions.

---

**B1561313****Explanation:**

IIC seek to seeprom offset failure

**Response:**

The FRU callouts are calculated at the time of the failure. See the error log for the actual replacement strategy.

---

**B1561314****Explanation:**

An error occurred while trying to write to the IIC device driver.

**Response:**

If this is a tracking event, no service actions are required. Otherwise, use the FRU and procedure callouts detailed with the SRC to determine service actions.

---

**B1561317****Explanation:**

Unable to close the IIC object

**Response:**

The FRU callouts are calculated at the time of the failure. See the error log for the actual replacement strategy.

---

**B1561328****Explanation:**

IIC bus reset failure

**Response:**

The FRU callouts are calculated at the time of the failure. See the error log for the actual replacement strategy.

---

**B1561329****Explanation:**

Error while getting thermal sensor temperature data.

**Response:**

The FRU callouts are calculated at the time of the failure. See the error log for the actual replacement strategy.

---

**B1561339****Explanation:**

Failed to configure the IIC bus for the FireFly.

**Response:**

The FRU callouts are calculated at the time of the failure. See the error log for the actual replacement strategy.

---

**B156133A****Explanation:**

Failed to open the IIC bus for the FireFly.

**Response:**

The FRU callouts are calculated at the time of the failure. See the error log for the actual replacement strategy.

---

**B156133E****Explanation:**

Failed to read the Status control register of the FireFly.

**Response:**

The FRU callouts are calculated at the time of the failure. See the error log for the actual replacement strategy.

---

**B156133F****Explanation:**

Failed to send the Read Register command message to the FireFly.

**Response:**

The FRU callouts are calculated at the time of the failure. See the error log for the actual replacement strategy.

---

**B1561340****Explanation:**

The last function sent to the FireFly failed after several retries with the FireFly.

**Response:**

The FRU callouts are calculated at the time of the failure. See the error log for the actual replacement strategy.

---

**B1564500****Explanation:**

Device Driver error while setting IIC bus speed.

**Response:**

The FRU callouts are calculated at the time of the failure. See the error log for the actual replacement strategy.

---

**B1564501****Explanation:**

IIC bus open failed

**Response:**

The FRU callouts are calculated at the time of the failure. See the error log for the actual replacement strategy.

---

**B1564502****Explanation:**

IIC bus reset failed.

**Response:**

The FRU callouts are calculated at the time of the failure. See the error log for the actual replacement strategy.

---

**B1564503****Explanation:**

IIC bus reset failed.

**Response:**

The FRU callouts are calculated at the time of the failure. See the error log for the actual replacement strategy.

---

**B1564504****Explanation:**

IIC bus close failed

**Response:**

The FRU callouts are calculated at the time of the failure. See the error log for the actual replacement strategy.

---

**B1564506****Explanation:**

The Service Processor cannot be identified.

**Response:**

The FRU callouts are calculated at the time of the failure. See the error log for the actual replacement strategy.

---

**B156A01A****Explanation:**

Firmware Internal Error

**Response:**

The FRU callouts are calculated at the time of the failure. See the error log for the actual replacement strategy.

---

**B156A023****Explanation:**

Operator Panel is not present in system or removed from system when it is functional.

**Response:**

If this is a tracking event, no service actions are required. Otherwise, use the FRU and procedure callouts detailed with the SRC to determine service actions.

---

**B1573838****Explanation:**

Validation of the device list failed due to the lists being disjointed, missing primary devices, or missing backup devices.

**Response:**

If this is a tracking event, no service actions are required. Otherwise, use the FRU and procedure callouts detailed with the SRC to determine service actions.

---

**B1573840****Explanation:**

Local bus grab operation failed.

**Response:**

The FRU callouts are calculated at the time of the failure. See the error log for the actual replacement strategy.

---

**B1573862****Explanation:**

Failed to open a multiplexer device driver.

**Response:**

If this is a tracking event, no service actions are required. Otherwise, use the FRU and procedure callouts detailed with the SRC to determine service actions.

---

**B1573863****Explanation:**

Failed to close the I/O Mux device driver.

**Response:**

The FRU callouts are calculated at the time of the failure. See the error log for the actual replacement strategy.

---

**B1573864****Explanation:**

Failed to reposition the read/write offset for the multiplexer device driver.

**Response:**

If this is a tracking event, no service actions are required. Otherwise, use the FRU and procedure callouts detailed with the SRC to determine service actions.

---

**B1573865****Explanation:**

Failed to get the state of the I/O Mux from device driver.

**Response:**

The FRU callouts are calculated at the time of the failure. See the error log for the actual replacement strategy.

---

**B1573866****Explanation:**

Failed to validate I/O Mux through device driver.

**Response:**

The FRU callouts are calculated at the time of the failure. See the error log for the actual replacement strategy.

---

**B1573867****Explanation:**

Failed to invalidate I/O Mux through device driver.

**Response:**

The FRU callouts are calculated at the time of the failure. See the error log for the actual replacement strategy.

---

**B1573868****Explanation:**

Failed to write to I/O Mux.

**Response:**

The FRU callouts are calculated at the time of the failure. See the error log for the actual replacement strategy.

---

**B1573869****Explanation:**

Failed to read from I/O Mux.

**Response:**

The FRU callouts are calculated at the time of the failure. See the error log for the actual replacement strategy.

---

**B157386A****Explanation:**

Failed to get the size of the I/O Mux.

**Response:**

The FRU callouts are calculated at the time of the failure. See the error log for the actual replacement strategy.

---

**B157386F****Explanation:**

Failed to read the FSI plugstate through the FSI device driver.

**Response:**

The FRU callouts are calculated at the time of the failure. See the error log for the actual replacement strategy.

---

**B1573872****Explanation:**

Failed to open the FSI device driver.

**Response:**

The FRU callouts are calculated at the time of the failure. See the error log for the actual replacement strategy.

---

**B1573873****Explanation:**

Failed to close the FSI device driver.

**Response:**

The FRU callouts are calculated at the time of the failure. See the error log for the actual replacement strategy.

---

**B1573874****Explanation:**

Failed to configure a communication link to a device driver.

**Response:**

If this is a tracking event, no service actions are required. Otherwise, use the FRU and procedure callouts detailed with the SRC to determine service actions.

---

**B1573882****Explanation:**

Failed to open a device driver.

**Response:**

If this is a tracking event, no service actions are required. Otherwise, use the FRU and procedure callouts detailed with the SRC to determine service actions.

---

**B1573883****Explanation:**

Failed to close the GPIO device driver.

**Response:**

The FRU callouts are calculated at the time of the failure. See the error log for the actual replacement strategy.

---

**B1573884**

**Explanation:**

Failed to set the mode for the GPIO.

**Response:**

The FRU callouts are calculated at the time of the failure. See the error log for the actual replacement strategy.

---

**B1573885**

**Explanation:**

Failed to write to the output pins on the GPIO.

**Response:**

If this is a tracking event, no service actions are required. Otherwise, use the FRU and procedure callouts detailed with the SRC to determine service actions.

---

**B1573886**

**Explanation:**

Failed to set the blink rate.

**Response:**

If this is a tracking event, no service actions are required. Otherwise, use the FRU and procedure callouts detailed with the SRC to determine service actions.

---

**B1573887**

**Explanation:**

Failed to get the mode for the GPIO.

**Response:**

The FRU callouts are calculated at the time of the failure. See the error log for the actual replacement strategy.

---

**B15738A0**

**Explanation:**

Bad FSI link detected.

**Response:**

The FRU callouts are calculated at the time of the failure. See the error log for the actual replacement strategy.

---

**B15738AF**

**Explanation:**

An unrecovered clock card error was detected.

**Response:**

If this is a tracking event, no service actions are required. Otherwise, use the FRU and procedure

callouts detailed with the SRC to determine service actions.

---

**B15738B0**

**Explanation:**

An unrecovered FSI error was detected. In a single service processor system, this can lead to the system running in safe mode and be unable to report or diagnose future hardware faults.

**Response:**

If this is a tracking event, no service actions are required. Otherwise, use the FRU and procedure callouts detailed with the SRC to determine service actions. If the system is a 9080-MHE, 9080-MME, 9119-MHE or 9119-MME, and there are several occurrences of this SRC, replace the voltage regulator module at location Un-P1-C62 of the system node that reported the problem.

---

**B15738B1**

**Explanation:**

The maximum number of recovered FSI errors was reached.

**Response:**

If this is a tracking event, no service actions are required. Otherwise, use the FRU and procedure callouts detailed with the SRC to determine service actions.

---

**B15738F8**

**Explanation:**

An unexpected hot-plug add was detected.

**Response:**

If this is a tracking event, no service actions are required. Otherwise, use the FRU and procedure callouts detailed with the SRC to determine service actions.

---

**B15738FA**

**Explanation:**

An unexpected hot-plug activity was detected.

**Response:**

If this is a tracking event, no service actions are required. Otherwise, use the FRU and procedure callouts detailed with the SRC to determine service actions.

---

**B15738FC**

**Explanation:**

CFAM missing on the Primary Service Processor

**Response:**

The FRU callouts are calculated at the time of the failure. See the error log for the actual replacement strategy.

---

**B15738FD**

**Explanation:**

CFAM missing on the Redundant Service Processor

**Response:**

The FRU callouts are calculated at the time of the failure. See the error log for the actual replacement strategy.

---

**B1574711****Explanation:**

A GPIO API call has failed.

**Response:**

The FRU callouts are calculated at the time of the failure. See the error log for the actual replacement strategy.

---

**B1574712****Explanation:**

An IIC API call has failed.

**Response:**

The FRU callouts are calculated at the time of the failure. See the error log for the actual replacement strategy.

---

**B157B90C****Explanation:**

An engine is missing.

**Response:**

If this is a tracking event, no service actions are required. Otherwise, use the FRU and procedure callouts detailed with the SRC to determine service actions.

---

**B157B919****Explanation:**

An ADAL JTAG error was encountered.

**Response:**

If this is a tracking event, no service actions are required. Otherwise, use the FRU and procedure callouts detailed with the SRC to determine service actions.

---

**B157E501****Explanation:**

There was a hardware-detected problem due to the CEC hardware JTAG.

**Response:**

If this is a tracking event, no service actions are required. Otherwise, use the FRU and procedure callouts detailed with the SRC to determine service actions.

---

**B157E504****Explanation:**

A hardware failure was detected in the central electronics complex (CEC).

**Response:**

If this is a tracking event, no service actions are required. Otherwise, use the FRU and procedure callouts detailed with the SRC to determine service actions.

---

**B157E540****Explanation:**

There was a failure most likely attributable to the CEC clock control hardware, but it could also be software-related or require further support.

**Response:**

If this is a tracking event, no service actions are required. Otherwise, use the FRU and procedure callouts detailed with the SRC to determine service actions.

---

**B157E550****Explanation:**

There was a CEC hardware JTAG failure, most likely attributable to a software problem, but it could also be hardware-related or require further support.

**Response:**

If this is a tracking event, no service actions are required. Otherwise, use the FRU and procedure callouts detailed with the SRC to determine service actions.

---

**B157F12E****Explanation:**

An error occurred when the health checking firmware tried to read a registry value.

**Response:**

If this is a tracking event, no service actions are required. Otherwise, use the FRU and procedure callouts detailed with the SRC to determine service actions.

---

**B158BA07****Explanation:**

A critical error in the program, the service processor will reset/reload.

**Response:**

If this is a tracking event, no service actions are required. Otherwise, use the FRU and procedure callouts detailed with the SRC to determine service actions.

---

**B158BA24****Explanation:**

An error occurred while running the hardware procedure firmware. Review the callouts to determine what needs to be replaced/repaired.

**Response:**

If this is a tracking event, no service actions are required. Otherwise, use the FRU and procedure callouts detailed with the SRC to determine service actions.

---

**B158BABF****Explanation:**

One or more cable faults detected between clock(s) and node(s)

**Response:**

The FRU callouts are calculated at the time of the failure. See the error log for the actual replacement strategy.

---

**B158BAF1****Explanation:**

A power fault or outage was detected in the central electronics complex (CEC). Use other error/event logs to gather error information.

**Response:**

If this is a tracking event, no service actions are required. Otherwise, use the FRU and procedure callouts detailed with the SRC to determine service actions.

---

**B158C670****Explanation:**

The chip is bad - all processors have clock errors.

**Response:**

If this is a tracking event, no service actions are required. Otherwise, use the FRU and procedure callouts detailed with the SRC to determine service actions.

---

**B158CC52****Explanation:**

An oscillator (clock) card failure occurred.

**Response:**

If this is a tracking event, no service actions are required. Otherwise, use the FRU and procedure callouts detailed with the SRC to determine service actions.

---

**B158CC61****Explanation:**

An error occurred on an oscillator (clock) card.

**Response:**

If this is a tracking event, no service actions are required. Otherwise, use the FRU and procedure callouts detailed with the SRC to determine service actions.

---

**B158CC62****Explanation:**

An oscillator (clock) card failover occurred.

**Response:**

If this is a tracking event, no service actions are required. Otherwise, use the FRU and procedure callouts detailed with the SRC to determine service actions.

---

**B158E501****Explanation:**

There was a hardware-detected problem due to the CEC hardware clock controller.

**Response:**

If this is a tracking event, no service actions are required. Otherwise, use the FRU and procedure callouts detailed with the SRC to determine service actions.

---

**B158E504****Explanation:**

A hardware failure was detected in the central electronics complex (CEC).

**Response:**

If this is a tracking event, no service actions are required. Otherwise, use the FRU and procedure callouts detailed with the SRC to determine service actions.

---

**B158E540****Explanation:**

There was a failure most likely attributable to the CEC JTAG hardware, but it could also be software-related or require further support.

**Response:**

If this is a tracking event, no service actions are required. Otherwise, use the FRU and procedure callouts detailed with the SRC to determine service actions.

---

**B158E550****Explanation:**

There was a CEC hardware clock control failure, most likely attributable to a software problem, but it could also be hardware-related or require further support.

**Response:**

If this is a tracking event, no service actions are required. Otherwise, use the FRU and procedure callouts detailed with the SRC to determine service actions.

---

**B15911A6****Explanation:**

Failed to read a panel attention command from the panel.

**Response:**

If this is a tracking event, no service actions are required. Otherwise, use the FRU and procedure

callouts detailed with the SRC to determine service actions.

---

**B159A070****Explanation:**

The panel function is not active.

**Response:**

If this is a tracking event, no service actions are required. Otherwise, use the FRU and procedure callouts detailed with the SRC to determine service actions.

---

**B159A0B0****Explanation:**

The panel was deactivated.

**Response:**

If this is a tracking event, no service actions are required. Otherwise, use the FRU and procedure callouts detailed with the SRC to determine service actions.

---

**B159A0B2****Explanation:**

Too many panels are present in the system. This is an invalid configuration.

**Response:**

If this is a tracking event, no service actions are required. Otherwise, use the FRU and procedure callouts detailed with the SRC to determine service actions.

---

**B159A0FC****Explanation:**

More physical control (operator) panels are in the system than is allowed. This is an invalid configuration.

**Response:**

If this is a tracking event, no service actions are required. Otherwise, use the FRU and procedure callouts detailed with the SRC to determine service actions.

---

**B15A3301****Explanation:**

There is a problem with the service processor hardware time-of-day clock (RTC). It does not appear to be counting.

**Response:**

If this is a tracking event, no service actions are required. Otherwise, use the FRU and procedure callouts detailed with the SRC to determine service actions.

---

**B15A3302****Explanation:**

An error occurred while writing the service processor hardware time-of-day clock (RTC). The service processor hardware may need to be replaced.

**Response:**

If this is a tracking event, no service actions are required. Otherwise, use the FRU and procedure callouts detailed with the SRC to determine service actions.

---

**B15A3303****Explanation:**

The service processor time-of-day is invalid. If the error occurred while reading the service processor's hardware time-of-day clock (also known as the real time clock), this error indicates that the time of day must be set to a valid time. If the error occurred while setting the service processor's hardware time-of-day clock (the RTC), the service processor may need to be replaced.

**Response:**

If this is a tracking event, no service actions are required. Otherwise, use the FRU and procedure callouts detailed with the SRC to determine service actions.

---

**B15A3305****Explanation:**

The service processor battery needs to be replaced.

**Response:**

If this is a tracking event, no service actions are required. Otherwise, use the FRU and procedure callouts detailed with the SRC to determine service actions.

---

**B15A3340****Explanation:**

Unable to get the Battery RID from the system model

**Response:**

The FRU callouts are calculated at the time of the failure. See the error log for the actual replacement strategy.

---

**B15A5004****Explanation:**

There is insufficient hardware within the system to boot.

**Response:**

If this is a tracking event, no service actions are required. Otherwise, use the FRU and procedure callouts detailed with the SRC to determine service actions.

---

**B15AE504****Explanation:**

A hardware failure was detected in the central electronics complex (CEC).

**Response:**

If this is a tracking event, no service actions are required. Otherwise, use the FRU and procedure callouts detailed with the SRC to determine service actions.

---

**B15C104B**

**Explanation:**

The PSI link is down. No DMA operations are possible.

**Response:**

If this is a tracking event, no service actions are required. Otherwise, use the FRU and procedure callouts detailed with the SRC to determine service actions.

---

**B15C104C**

**Explanation:**

Communication paths on the service processor side are not enabled to do DMA operations.

**Response:**

If this is a tracking event, no service actions are required. Otherwise, use the FRU and procedure callouts detailed with the SRC to determine service actions.

---

**B15C1050**

**Explanation:**

The link needs to go through retry/failover.

**Response:**

If this is a tracking event, no service actions are required. Otherwise, use the FRU and procedure callouts detailed with the SRC to determine service actions.

---

**B15C9537**

**Explanation:**

An error was detected by the operating system when communicating with the service processor.

**Response:**

If this is a tracking event, no service actions are required. Otherwise, use the FRU and procedure callouts detailed with the SRC to determine service actions.

---

**B15C9569**

**Explanation:**

The PSI link from the firmware to the host is not functional. As a result, the communication between the host and firmware may be broken.

**Response:**

If this is a tracking event, no service actions are required. Otherwise, use the FRU and procedure

callouts detailed with the SRC to determine service actions.

---

**B15CDA27**

**Explanation:**

Service Processor Firmware encountered an internal error

**Response:**

The FRU callouts are calculated at the time of the failure. See the error log for the actual replacement strategy.

---

**B15CE465**

**Explanation:**

A PSI link surveillance failure occurred.

**Response:**

If this is a tracking event, no service actions are required. Otherwise, use the FRU and procedure callouts detailed with the SRC to determine service actions.

---

**B15CE504**

**Explanation:**

There was a hardware failure due to service processor code.

**Response:**

If this is a tracking event, no service actions are required. Otherwise, use the FRU and procedure callouts detailed with the SRC to determine service actions.

---

**B15CF201**

**Explanation:**

A PSI link error was detected.

**Response:**

If this is a tracking event, no service actions are required. Otherwise, use the FRU and procedure callouts detailed with the SRC to determine service actions.

---

**B15CF205**

**Explanation:**

GXHBC was not found.

**Response:**

If this is a tracking event, no service actions are required. Otherwise, use the FRU and procedure callouts detailed with the SRC to determine service actions.

---

**B15CF20E**

**Explanation:**

A processor support interface (PSI) link error has occurred.

**Response:**



If this is a tracking event, no service actions are required. Otherwise, use the FRU and procedure callouts detailed with the SRC to determine service actions.

---

**B15CF218****Explanation:**

A non-recoverable psi error occurred which triggered a service processor to guard the PSI link.

**Response:**

This is a tracking event, service actions are required. Use Guard records, FRU and procedure callouts detailed with the SRC to determine service actions.

---

**B15EE6ED****Explanation:**

Service processor (or system controller) redundancy is disabled.

**Response:**

If this is a tracking event, no service actions are required. Otherwise, use the FRU and procedure callouts detailed with the SRC to determine service actions.

---

**B1602A33****Explanation:**

A frequency limited due to over subscription condition was detected.

**Response:**

Log into ASMI by using the admin user ID. Select System Configuration. Then, select Power Management. Then, select Power and Performance Mode Setup. If the system power mode is nominal, no service action is required. Otherwise, contact your next level of support.

**Failing Item**

- [TPMD\\_OV](#)

---

**B1602A61****Explanation:**

Throttling occurred in nominal or turbo mode due to the bulk power limit being reached with both power supplies good.

**Response:**

Log into ASMI by using the admin user ID. Select System Configuration. Then, select Power Management. Then, select Power and Performance Mode Setup. If the system power mode is nominal, no service action is required. Otherwise, contact your next level of support.

---

**B1602ACB****Explanation:**

A power management redundancy failure occurred.

**Response:**

If this is a tracking event, no service actions are required. Otherwise, use the FRU and procedure callouts detailed with the SRC to determine service actions.

---

**B16087D2****Explanation:**

A socket error occurred.

**Response:**

If this is a tracking event, no service actions are required. Otherwise, use the FRU and procedure callouts detailed with the SRC to determine service actions.

---

**B16087D4****Explanation:**

A connection error occurred.

**Response:**

If this is a tracking event, no service actions are required. Otherwise, use the FRU and procedure callouts detailed with the SRC to determine service actions.

---

**B1608902****Explanation:**

The service processor synchronization (SINK) interface timed out waiting for a firmware component to create a synchronization lock.

**Response:**

If this is a tracking event, no service actions are required. Otherwise, use the FRU and procedure callouts detailed with the SRC to determine service actions.

---

**B1608A1A****Explanation:**

The operation to dynamically load a library failed.

**Response:**

If this is a tracking event, no service actions are required. Otherwise, use the FRU and procedure callouts detailed with the SRC to determine service actions.

---

**B1608C55****Explanation:**

Network data was not available.

**Response:**

If this is a tracking event, no service actions are required. Otherwise, use the FRU and procedure callouts detailed with the SRC to determine service actions.

---

**B1608CAB**

**Explanation:**

A cable is not plugged properly.

**Response:**

If this is a tracking event, no service actions are required. Otherwise, use the FRU and procedure callouts detailed with the SRC to determine service actions.

---

**B1608CAD****Explanation:**

The host is only on one network.

**Response:**

If this is a tracking event, no service actions are required. Otherwise, use the FRU and procedure callouts detailed with the SRC to determine service actions.

---

**B1608CB0****Explanation:**

An invalid connection was detected.

**Response:**

If this is a tracking event, no service actions are required. Otherwise, use the FRU and procedure callouts detailed with the SRC to determine service actions.

---

**B160BAF1****Explanation:**

A power fault or outage was detected in the central electronics complex (CEC). Use other error/event logs to gather error information.

**Response:**

If this is a tracking event, no service actions are required. Otherwise, use the FRU and procedure callouts detailed with the SRC to determine service actions.

---

**B160BAF2****Explanation:**

Service Processor Firmware detected a power disturbance

**Response:**

The FRU callouts are calculated at the time of the failure. See the error log for the actual replacement strategy.

---

**B160D544****Explanation:**

Reading ambient temperature failed

**Response:**

The FRU callouts are calculated at the time of the failure. See the error log for the actual replacement strategy.

---

**B160E7C3****Explanation:**

Unable to open a synchronization file.

**Response:**

If this is a tracking event, no service actions are required. Otherwise, use the FRU and procedure callouts detailed with the SRC to determine service actions.

---

**B1701002****Explanation:**

The DMA driver has encountered an error, and the firmware was not able to determine if the error was due to a checkstop.

**Response:**

If this is a tracking event, no service actions are required. Otherwise, use the FRU and procedure callouts detailed with the SRC to determine service actions.

---

**B1701003****Explanation:**

The DMA driver has encountered an error, and the firmware was not able to determine if the error was due to a checkstop.

**Response:**

If this is a tracking event, no service actions are required. Otherwise, use the FRU and procedure callouts detailed with the SRC to determine service actions.

---

**B1701004****Explanation:**

The DMA driver has encountered an error due to a hardware checkstop during a read operation in the IPL mode.

**Response:**

If this is a tracking event, no service actions are required. Otherwise, use the FRU and procedure callouts detailed with the SRC to determine service actions.

---

**B1701006****Explanation:**

The DMA driver has encountered an error in IPL mode in which a write has worked but a read has failed.

**Response:**

If this is a tracking event, no service actions are required. Otherwise, use the FRU and procedure callouts detailed with the SRC to determine service actions.

---

**B1701007****Explanation:**

The DMA driver has encountered an error due to a hardware checkstop during a write operation in the IPL mode.

**Response:**

If this is a tracking event, no service actions are required. Otherwise, use the FRU and procedure callouts detailed with the SRC to determine service actions.

---

**B1701009**

**Explanation:**

The DMA driver has encountered an unknown error in IPL mode during write operation.

**Response:**

If this is a tracking event, no service actions are required. Otherwise, use the FRU and procedure callouts detailed with the SRC to determine service actions.

---

**B170100A**

**Explanation:**

The DMA driver has encountered an error due to a hardware checkstop during a read operation in the TCE mode.

**Response:**

If this is a tracking event, no service actions are required. Otherwise, use the FRU and procedure callouts detailed with the SRC to determine service actions.

---

**B170100C**

**Explanation:**

The DMA driver has encountered an error in TCE mode in which a write has worked but a read has failed.

**Response:**

If this is a tracking event, no service actions are required. Otherwise, use the FRU and procedure callouts detailed with the SRC to determine service actions.

---

**B170100D**

**Explanation:**

The DMA driver has encountered an error due to a hardware checkstop during a write operation in the TCE mode.

**Response:**

If this is a tracking event, no service actions are required. Otherwise, use the FRU and procedure callouts detailed with the SRC to determine service actions.

---

**B170100F**

**Explanation:**

The DMA driver has encountered an unknown error in TCE mode during a write operation.

**Response:**

If this is a tracking event, no service actions are required. Otherwise, use the FRU and procedure callouts detailed with the SRC to determine service actions.

---

**B1701010**

**Explanation:**

A DMA adal read returned zero bytes of data.

**Response:**

If this is a tracking event, no service actions are required. Otherwise, use the FRU and procedure callouts detailed with the SRC to determine service actions.

---

**B1701011**

**Explanation:**

User-given data length doesn't match the amount of data being DMA'ed.

**Response:**

If this is a tracking event, no service actions are required. Otherwise, use the FRU and procedure callouts detailed with the SRC to determine service actions.

---

**B1701012**

**Explanation:**

A DMA adal write returned zero bytes of data.

**Response:**

If this is a tracking event, no service actions are required. Otherwise, use the FRU and procedure callouts detailed with the SRC to determine service actions.

---

**B1701013**

**Explanation:**

User-given data length doesn't match with the amount of data being DMA'ed.

**Response:**

If this is a tracking event, no service actions are required. Otherwise, use the FRU and procedure callouts detailed with the SRC to determine service actions.

---

**B170102A**

**Explanation:**

Manufacturing test failed because the data being read does not match the data that was previously written.

**Response:**

If this is a tracking event, no service actions are required. Otherwise, use the FRU and procedure callouts detailed with the SRC to determine service actions.

---

**B170102B**

**Explanation:**

Manufacturing test failed because the data being read does not match the data that was previously written.

**Response:**

If this is a tracking event, no service actions are required. Otherwise, use the FRU and procedure callouts detailed with the SRC to determine service actions.

---

**B170102C****Explanation:**

Manufacturing test for DMA failed while writing random data at the host address.

**Response:**

If this is a tracking event, no service actions are required. Otherwise, use the FRU and procedure callouts detailed with the SRC to determine service actions.

---

**B1701041****Explanation:**

The operation type was not read or write.

**Response:**

If this is a tracking event, no service actions are required. Otherwise, use the FRU and procedure callouts detailed with the SRC to determine service actions.

---

**B1702A00****Explanation:**

An unexpected condition was encountered in OCC code.

**Response:**

If this is a tracking event, no service actions are required. Otherwise, use the FRU and procedure callouts detailed with the SRC to determine service actions.

---

**B1702A01****Explanation:**

This is an informational SRC; no service actions are required. It indicates that the system made a periodic call home with system power and thermal information.

**Response:**

If this is a tracking event, no service actions are required. Otherwise, use the FRU and procedure callouts detailed with the SRC to determine service actions.

---

**B1702A03****Explanation:**

Invalid data received from the Service Processor.

**Response:**

If this is a tracking event, no service actions are required. Otherwise, use the FRU and procedure

callouts detailed with the SRC to determine service actions.

---

**B1702A05****Explanation:**

This is an informational SRC; no service actions are required. It indicates that a power supply event was detected.

**Response:**

If this is a tracking event, no service actions are required. Otherwise, use the FRU and procedure callouts detailed with the SRC to determine service actions.

---

**B1702AB5****Explanation:**

This is an informational SRC; no service actions are required. It indicates the RTL halted due to a system checkstop. An event occurred and the thermal/power management firmware may reduce performance (either memory throttling and/or a drop in processor frequency).

**Response:**

If this is a tracking event, no service actions are required. Otherwise, use the FRU and procedure callouts detailed with the SRC to determine service actions.

---

**B1702AC4****Explanation:**

The slave OCC failed to receive new Analog Power Subsystem Sweep (APSS) data over a long time interval.

**Response:**

If this is a tracking event, no service actions are required. Otherwise, use the FRU and procedure callouts detailed with the SRC to determine service actions.

---

**B1702ADA****Explanation:**

The Workload Optimized Frequency (WOF) has been disabled due to an error.

**Response:**

If this is a tracking event, no service actions are required. Otherwise, use the FRU and procedure callouts detailed with the SRC to determine service actions.

---

**B1702ADF****Explanation:**

The Workload Optimized Frequency (WOF) is being re-enabled.

**Response:**

If this is a tracking event, no service actions are required. Otherwise, use the FRU and procedure callouts detailed with the SRC to determine service actions.

---

**B1703126****Explanation:**

A request to clear the error/event log has been processed.

**Response:**

If this is a tracking event, no service actions are required. Otherwise, use the FRU and procedure callouts detailed with the SRC to determine service actions.

---

**B1703127****Explanation:**

Informational message: the error logging server has been started.

**Response:**

If this is a tracking event, no service actions are required. Otherwise, use the FRU and procedure callouts detailed with the SRC to determine service actions.

---

**B1703130****Explanation:**

The data synchronization thread on the error logging server was not started.

**Response:**

If this is a tracking event, no service actions are required. Otherwise, use the FRU and procedure callouts detailed with the SRC to determine service actions.

---

**B1703132****Explanation:**

Sub-bus reset failed.

**Response:**

If this is a tracking event, no service actions are required. Otherwise, use the FRU and procedure callouts detailed with the SRC to determine service actions.

---

**B1708505****Explanation:**

Failed to create the file name for a new socket.

**Response:**

If this is a tracking event, no service actions are required. Otherwise, use the FRU and procedure callouts detailed with the SRC to determine service actions.

---

**B170901A****Explanation:**

The hypervisor has not allocated enough storage for the data structures being built.

**Response:**

If this is a tracking event, no service actions are required. Otherwise, use the FRU and procedure callouts detailed with the SRC to determine service actions.

---

**B1709020****Explanation:**

The service processor either retrieved invalid data from CEC memory, or there are too many FRUs to process.

**Response:**

If this is a tracking event, no service actions are required. Otherwise, use the FRU and procedure callouts detailed with the SRC to determine service actions.

---

**B170902A****Explanation:**

An integrity check failed on data that the service processor retrieved from CEC memory.

**Response:**

If this is a tracking event, no service actions are required. Otherwise, use the FRU and procedure callouts detailed with the SRC to determine service actions.

---

**B170A40F****Explanation:**

Unable to open the directory into which this data file should have gone.

**Response:**

If this is a tracking event, no service actions are required. Otherwise, use the FRU and procedure callouts detailed with the SRC to determine service actions.

---

**B170C728****Explanation:**

The main storage diagnostics detected a special type of uncorrectable error.

**Response:**

If this is a tracking event, no service actions are required. Otherwise, use the FRU and procedure callouts detailed with the SRC to determine service actions.

---

**B170D025****Explanation:**

Service Processor encountered an internal error while updating the shared resource data.

**Response:**

If this is a tracking event, no service actions are required. Otherwise, use the FRU and procedure callouts detailed with the SRC to determine service actions.

---

**B170E501****Explanation:**

There was a hardware-detected problem due to a subsystem.

**Response:**

If this is a tracking event, no service actions are required. Otherwise, use the FRU and procedure callouts detailed with the SRC to determine service actions.

---

**B170E504****Explanation:**

A hardware failure was detected in the central electronics complex (CEC).

**Response:**

If this is a tracking event, no service actions are required. Otherwise, use the FRU and procedure callouts detailed with the SRC to determine service actions.

---

**B170E540****Explanation:**

There was a failure most likely attributable to a subsystem, but it might also be software-related or require further support.

**Response:**

If this is a tracking event, no service actions are required. Otherwise, use the FRU and procedure callouts detailed with the SRC to determine service actions.

---

**B170E550****Explanation:**

There was a software problem, but this could also be miscellaneous subsystem-related problem or require further support.

**Response:**

If this is a tracking event, no service actions are required. Otherwise, use the FRU and procedure callouts detailed with the SRC to determine service actions.

---

**B170E560****Explanation:**

The hardware detected a problem that was caused by software. The dump that was taken may need to be analyzed.

**Response:**

If this is a tracking event, no service actions are required. Otherwise, use the FRU and procedure

callouts detailed with the SRC to determine service actions.

---

**B175104B****Explanation:**

The PSI link is down. No DMAs are possible.

**Response:**

If this is a tracking event, no service actions are required. Otherwise, use the FRU and procedure callouts detailed with the SRC to determine service actions.

---

**B175104D****Explanation:**

The CEC is not configured properly.

**Response:**

If this is a tracking event, no service actions are required. Otherwise, use the FRU and procedure callouts detailed with the SRC to determine service actions.

---

**B175105F****Explanation:**

A DMA operation failed, but the hypervisor is not accepting messages. In this case, DMAs are invalid so an informational error log is passed back to the caller.

**Response:**

If this is a tracking event, no service actions are required. Otherwise, use the FRU and procedure callouts detailed with the SRC to determine service actions.

---

**B1752411****Explanation:**

An error occurred when deactivating the wake-on-LAN hardware.

**Response:**

If this is a tracking event, no service actions are required. Otherwise, use the FRU and procedure callouts detailed with the SRC to determine service actions.

---

**B1753126****Explanation:**

A request to clear the error/event log has been processed.

**Response:**

If this is a tracking event, no service actions are required. Otherwise, use the FRU and procedure callouts detailed with the SRC to determine service actions.

---

**B1753127****Explanation:**

Informational message: the error logging server has been started.

**Response:**

If this is a tracking event, no service actions are required. Otherwise, use the FRU and procedure callouts detailed with the SRC to determine service actions.

---

**B1753130**

**Explanation:**

The data synchronization thread on the error logging server was not started.

**Response:**

If this is a tracking event, no service actions are required. Otherwise, use the FRU and procedure callouts detailed with the SRC to determine service actions.

---

**B1753131**

**Explanation:**

The data sync thread was cancelled.

**Response:**

If this is a tracking event, no service actions are required. Otherwise, use the FRU and procedure callouts detailed with the SRC to determine service actions.

---

**B1753132**

**Explanation:**

Sub-bus reset failed.

**Response:**

If this is a tracking event, no service actions are required. Otherwise, use the FRU and procedure callouts detailed with the SRC to determine service actions.

---

**B1753133**

**Explanation:**

The role changed

**Response:**

If this is a tracking event, no service actions are required. Otherwise, use the FRU and procedure callouts detailed with the SRC to determine service actions.

---

**B17531FF**

**Explanation:**

An error occurred in the error logging firmware.

**Response:**

If this is a tracking event, no service actions are required. Otherwise, use the FRU and procedure callouts detailed with the SRC to determine service actions.

---

**B1753909**

**Explanation:**

The IPL is being terminated due to the loss of the primary node controller.

**Response:**

If this is a tracking event, no service actions are required. Otherwise, use the FRU and procedure callouts detailed with the SRC to determine service actions.

---

**B1753918**

**Explanation:**

There was an error due to the loss of surveillance when activating a node controller.

**Response:**

If this is a tracking event, no service actions are required. Otherwise, use the FRU and procedure callouts detailed with the SRC to determine service actions.

---

**B175392F**

**Explanation:**

There is a node present that is not under surveillance.

**Response:**

If this is a tracking event, no service actions are required. Otherwise, use the FRU and procedure callouts detailed with the SRC to determine service actions.

---

**B175393E**

**Explanation:**

There was a node controller failover request by the user.

**Response:**

If this is a tracking event, no service actions are required. Otherwise, use the FRU and procedure callouts detailed with the SRC to determine service actions.

---

**B1753940**

**Explanation:**

There was a request to disable a node controller by the user.

**Response:**

If this is a tracking event, no service actions are required. Otherwise, use the FRU and procedure callouts detailed with the SRC to determine service actions.

---

**B1753943**

**Explanation:**

There was an error in the ping acknowledgement received.

**Response:**

If this is a tracking event, no service actions are required. Otherwise, use the FRU and procedure

callouts detailed with the SRC to determine service actions.

---

**B175394F****Explanation:**

A node controller surveillance error occurred.

**Response:**

If this is a tracking event, no service actions are required. Otherwise, use the FRU and procedure callouts detailed with the SRC to determine service actions.

---

**B1754201****Explanation:**

A problem was detected on an internal I2C bus.

**Response:**

If this is a tracking event, no service actions are required. Otherwise, use the FRU and procedure callouts detailed with the SRC to determine service actions.

---

**B1754202****Explanation:**

RDAL handle failure

**Response:**

If this is a tracking event, no service actions are required. Otherwise, use the FRU and procedure callouts detailed with the SRC to determine service actions.

---

**B1754203****Explanation:**

An error occurred, but FFDC could not be extracted

**Response:**

If this is a tracking event, no service actions are required. Otherwise, use the FRU and procedure callouts detailed with the SRC to determine service actions.

---

**B1754204****Explanation:**

FFDC data was extracted, but the unlock failed

**Response:**

If this is a tracking event, no service actions are required. Otherwise, use the FRU and procedure callouts detailed with the SRC to determine service actions.

---

**B175440B****Explanation:**

There was a hard socket failure disconnection.

**Response:**

If this is a tracking event, no service actions are required. Otherwise, use the FRU and procedure

callouts detailed with the SRC to determine service actions.

---

**B175440F****Explanation:**

Failed to write data to a socket.

**Response:**

If this is a tracking event, no service actions are required. Otherwise, use the FRU and procedure callouts detailed with the SRC to determine service actions.

---

**B1757026****Explanation:**

The system power interface (SPIF) server thread was canceled while sending a command to the system power control network (SPCN).

---

**B1758504****Explanation:**

These SRCs are added to the primary SRC to show control flow.

**Response:**

If this is a tracking event, no service actions are required. Otherwise, use the FRU and procedure callouts detailed with the SRC to determine service actions.

---

**B1758C03****Explanation:**

A null pointer was passed to a function.

**Response:**

If this is a tracking event, no service actions are required. Otherwise, use the FRU and procedure callouts detailed with the SRC to determine service actions.

---

**B1758C0B****Explanation:**

Unable to verify the type of system enclosure.

**Response:**

If this is a tracking event, no service actions are required. Otherwise, use the FRU and procedure callouts detailed with the SRC to determine service actions.

---

**B1758C0D****Explanation:**

Unable to determine the enclosure type.

**Response:**

If this is a tracking event, no service actions are required. Otherwise, use the FRU and procedure callouts detailed with the SRC to determine service actions.

---

**B175A043**



**Explanation:**

An incorrect data size was received for the function action that was requested.

**Response:**

If this is a tracking event, no service actions are required. Otherwise, use the FRU and procedure callouts detailed with the SRC to determine service actions.

---

**B175CA10****Explanation:**

Resources that had been guarded out were returned to the functional state to allow the system boot to continue.

**Response:**

If this is a tracking event, no service actions are required. Otherwise, use the FRU and procedure callouts detailed with the SRC to determine service actions.

---

**B175D003****Explanation:**

The enclosure LED cannot be turned off from the ASMI menus because one or more child LED is in the on or identify state

**Response:**

If this is a tracking event, no service actions are required. Otherwise, use the FRU and procedure callouts detailed with the SRC to determine service actions.

---

**B175D010****Explanation:**

The service processor is about to be reset with toolreset.

**Response:**

If this is a tracking event, no service actions are required. Otherwise, use the FRU and procedure callouts detailed with the SRC to determine service actions.

---

**B175E019****Explanation:**

Communications failure with RETAIN.

**Response:**

If this is a tracking event, no service actions are required. Otherwise, use the FRU and procedure callouts detailed with the SRC to determine service actions.

---

**B175E01A****Explanation:**

The system called home to the IBM service center. This entry tracks the successful communication with the RETAIN server. Errorlog information shows the

PMH number in the user details section. with the RETAIN server. Errorlog information shows the PMH number in the user details section.

**Response:**

If this is a tracking event, no service actions are required. Otherwise, use the FRU and procedure callouts detailed with the SRC to determine service actions.

---

**B175E01B****Explanation:**

Service center did not respond as expected.

**Response:**

If this is a tracking event, no service actions are required. Otherwise, use the FRU and procedure callouts detailed with the SRC to determine service actions.

---

**B175E01C****Explanation:**

The system failed to log into the IBM service center.

**Response:**

Verify system is entitled to RETAIN/IPAP service. Verify call home settings are correct. Perform call home test and examine error log for other failures.

**Problem determination:**

Verify that the correct hemisphere data has been programmed. Also confirm that the system is entitled for service via the IBM service center.

---

**B175E01D****Explanation:**

Verify that the system is entitled to service and is registered with RETAIN.

**Response:**

If this is a tracking event, no service actions are required. Otherwise, use the FRU and procedure callouts detailed with the SRC to determine service actions.

---

**B175E501****Explanation:**

There was a hardware-detected problem due to an unknown subsystem.

**Response:**

If this is a tracking event, no service actions are required. Otherwise, use the FRU and procedure callouts detailed with the SRC to determine service actions.

---

**B175E504****Explanation:**

There was a hardware failure, but the cause cannot be determined.

**Response:**

If this is a tracking event, no service actions are required. Otherwise, use the FRU and procedure callouts detailed with the SRC to determine service actions.

---

**B175E540****Explanation:**

There was a failure most likely attributable to something in the hardware, but could also be software-related or require further support.

**Response:**

If this is a tracking event, no service actions are required. Otherwise, use the FRU and procedure callouts detailed with the SRC to determine service actions.

---

**B175E550****Explanation:**

There was a software problem from an unknown subsystem; it will require further support.

**Response:**

If this is a tracking event, no service actions are required. Otherwise, use the FRU and procedure callouts detailed with the SRC to determine service actions.

---

**B175E560****Explanation:**

The hardware detected a problem that was caused by an unknown entity. The dump that was taken may need to be analyzed.

**Response:**

If this is a tracking event, no service actions are required. Otherwise, use the FRU and procedure callouts detailed with the SRC to determine service actions.

---

**B175E580****Explanation:**

Processor runtime diagnostics (PRD) has found an invalid attention type in the attention data.

**Response:**

If this is a tracking event, no service actions are required. Otherwise, use the FRU and procedure callouts detailed with the SRC to determine service actions.

---

**B175F109****Explanation:**

The threshold of new NVRAM errors was reached.

**Response:**

If this is a tracking event, no service actions are required. Otherwise, use the FRU and procedure

callouts detailed with the SRC to determine service actions.

---

**B175F138****Explanation:**

Gard records found during periodic check.

**Response:**

If this is a tracking event, no service actions are required. Otherwise, use the FRU and procedure callouts detailed with the SRC to determine service actions.

---

**Failing Item**

- [FSPSP83](#)

---

**B17624FE****Explanation:**

Invalid data was found in the rtim registry entry. It was added as user details.

**Response:**

The FRU callouts are calculated at the time of the failure. See the error log for the actual replacement strategy.

---

**B1762A11****Explanation:**

The TPMD (thermal/power management device) failed to communicate with a processor over the I2C bus.

**Response:**

If this is a tracking event, no service actions are required. Otherwise, use the FRU and procedure callouts detailed with the SRC to determine service actions.

---

**B1763221****Explanation:**

Informational message: The hyperboot capability registry entry was changed to capable and the IPL speed to hyper because NVRAM was reset.

**Response:**

If this is a tracking event, no service actions are required. Otherwise, use the FRU and procedure callouts detailed with the SRC to determine service actions.

---

**B1763224****Explanation:**

The service processor rebooted to Standby on iplp/NextSide.

**Response:**

If this is a tracking event, no service actions are required. Otherwise, use the FRU and procedure callouts detailed with the SRC to determine service actions.

---

**B1763225****Explanation:**

The hyperboot capability setting was changed to capable.

**Response:**

If this is a tracking event, no service actions are required. Otherwise, use the FRU and procedure callouts detailed with the SRC to determine service actions.

---

**B1763227****Explanation:**

The iplp/IplSpeedOverride and iplp/CurrentIplSpeed values are being changed to the input speed Value.

**Response:**

If this is a tracking event, no service actions are required. Otherwise, use the FRU and procedure callouts detailed with the SRC to determine service actions.

---

**B1763231****Explanation:**

This SRC is reserved.

**Response:**

If this is a tracking event, no service actions are required. Otherwise, use the FRU and procedure callouts detailed with the SRC to determine service actions.

---

**B1763303****Explanation:**

The service processor's time-of-day clock is invalid. This error indicates that the time-of-day clock must be set to a correct time before the next system IPL.

**Response:**

If this is a tracking event, no service actions are required. Otherwise, use the FRU and procedure callouts detailed with the SRC to determine service actions.

---

**B176330F****Explanation:**

An error was returned from the real time clock ADAL.

**Response:**

If this is a tracking event, no service actions are required. Otherwise, use the FRU and procedure callouts detailed with the SRC to determine service actions.

---

**B1763320****Explanation:**

Internal service processor time-of-day data was initialized to a default value. This may be due to an NVRAM battery or service processor replacement, or

because the service processor was reset to factory defaults.

**Response:**

If this is a tracking event, no service actions are required. Otherwise, use the FRU and procedure callouts detailed with the SRC to determine service actions.

---

**B1763321****Explanation:**

The service processor's time-of-day has changed. The error log detail contains information that is useful in analyzing time change events.

**Response:**

If this is a tracking event, no service actions are required. Otherwise, use the FRU and procedure callouts detailed with the SRC to determine service actions.

---

**B1763324****Explanation:**

The timed-power-on function was disabled when the service processor discovered that its time-of-day was invalid.

**Response:**

If this is a tracking event, no service actions are required. Otherwise, use the FRU and procedure callouts detailed with the SRC to determine service actions.

---

**B1763325****Explanation:**

Invalid data was received by a service processor time-of-day process.

**Response:**

If this is a tracking event, no service actions are required. Otherwise, use the FRU and procedure callouts detailed with the SRC to determine service actions.

---

**B176332B****Explanation:**

An error was returned from a function.

**Response:**

If this is a tracking event, no service actions are required. Otherwise, use the FRU and procedure callouts detailed with the SRC to determine service actions.

---

**B176332C****Explanation:**

Calling linux settimeofday(..) failed with non-zero status. Do a 'man settimeofday' to determine what the RC/errno are telling you.

**Response:**

The FRU callouts are calculated at the time of the failure. See the error log for the actual replacement strategy.

---

**B176332D****Explanation:**

Calling linux gettimeofday(..) failed with non-zero status. Do a 'man gettimeofday' to determine what the RC/errno are telling you.

**Response:**

The FRU callouts are calculated at the time of the failure. See the error log for the actual replacement strategy.

---

**B1763435****Explanation:**

Write the IPL type.

**Response:**

If this is a tracking event, no service actions are required. Otherwise, use the FRU and procedure callouts detailed with the SRC to determine service actions.

---

**B1763437****Explanation:**

Tool reset has been requested.

**Response:**

If this is a tracking event, no service actions are required. Otherwise, use the FRU and procedure callouts detailed with the SRC to determine service actions.

---

**B1763438****Explanation:**

A power-cycle reset request was received.

**Response:**

If this is a tracking event, no service actions are required. Otherwise, use the FRU and procedure callouts detailed with the SRC to determine service actions.

---

**B1763441****Explanation:**

The fspiptye variable's value was modified to modified to keep the primary and secondary service processors' roles in sync.

**Response:**

If this is a tracking event, no service actions are required. Otherwise, use the FRU and procedure callouts detailed with the SRC to determine service actions.

---

**B1763833****Explanation:**

A duplicate add event was found.

**Response:**

If this is a tracking event, no service actions are required. Otherwise, use the FRU and procedure callouts detailed with the SRC to determine service actions.

---

**B1763834****Explanation:**

A duplicate removal event was found.

**Response:**

If this is a tracking event, no service actions are required. Otherwise, use the FRU and procedure callouts detailed with the SRC to determine service actions.

---

**B1763839****Explanation:**

There was an error during a forced device addition.

**Response:**

If this is a tracking event, no service actions are required. Otherwise, use the FRU and procedure callouts detailed with the SRC to determine service actions.

---

**B1763850****Explanation:**

The IOMUX (I/O multiplexer) configuration is not valid.

**Response:**

If this is a tracking event, no service actions are required. Otherwise, use the FRU and procedure callouts detailed with the SRC to determine service actions.

---

**B1763892****Explanation:**

The configuration file key is not valid.

**Response:**

If this is a tracking event, no service actions are required. Otherwise, use the FRU and procedure callouts detailed with the SRC to determine service actions.

---

**B17638A0****Explanation:**

frum detected a bad fsi link.

**Response:**

If this is a tracking event, no service actions are required. Otherwise, use the FRU and procedure callouts detailed with the SRC to determine service actions.

---

**B17638B2****Explanation:**

A failover could not be initiated because `rmgrBackupFailoverCapability` indicates that it is not allowed.

**Response:**

If this is a tracking event, no service actions are required. Otherwise, use the FRU and procedure callouts detailed with the SRC to determine service actions.

---

**B1764007**

**Explanation:**

Unable to open the `dhclient.pid` file.

**Response:**

If this is a tracking event, no service actions are required. Otherwise, use the FRU and procedure callouts detailed with the SRC to determine service actions.

---

**B1764009**

**Explanation:**

`ipconfig` failed.

**Response:**

If this is a tracking event, no service actions are required. Otherwise, use the FRU and procedure callouts detailed with the SRC to determine service actions.

---

**B176400A**

**Explanation:**

There was a DHCP link error.

**Response:**

If this is a tracking event, no service actions are required. Otherwise, use the FRU and procedure callouts detailed with the SRC to determine service actions.

---

**B176402B**

**Explanation:**

Unable to open the DHCP client leases file.

**Response:**

If this is a tracking event, no service actions are required. Otherwise, use the FRU and procedure callouts detailed with the SRC to determine service actions.

---

**B176402C**

**Explanation:**

There was an error in the DHCP lease file information.

**Response:**

If this is a tracking event, no service actions are required. Otherwise, use the FRU and procedure callouts detailed with the SRC to determine service actions.

---

**B176402E**

**Explanation:**

Unable to check to see if the link is up or not.

**Response:**

If this is a tracking event, no service actions are required. Otherwise, use the FRU and procedure callouts detailed with the SRC to determine service actions.

---

**B176402F**

**Explanation:**

Unable to read DHCP failure tracking registry.

**Response:**

If this is a tracking event, no service actions are required. Otherwise, use the FRU and procedure callouts detailed with the SRC to determine service actions.

---

**B1764030**

**Explanation:**

When the node controller was booting, it was unable to obtain an IP address for 30 minutes or more. However, the DHCP client was able to get an IP address and the controller booted successfully. A dump was generated.

**Response:**

If this is a tracking event, no service actions are required. Otherwise, use the FRU and procedure callouts detailed with the SRC to determine service actions.

---

**B1764031**

**Explanation:**

When the node controller was booting, `tftp` failed multiple times. It then recovered and the node controller booted successfully. A dump was generated.

**Response:**

If this is a tracking event, no service actions are required. Otherwise, use the FRU and procedure callouts detailed with the SRC to determine service actions.

---

**B1764032**

**Explanation:**

The IP address for the node controller was not assigned based on the node ID and side but is from a pool.

**Response:**

If this is a tracking event, no service actions are required. Otherwise, use the FRU and procedure callouts detailed with the SRC to determine service actions.

---

**B176410A**

**Explanation:**

RDAL's ERC connection failed.

**Response:**

If this is a tracking event, no service actions are required. Otherwise, use the FRU and procedure callouts detailed with the SRC to determine service actions.

---

**B176410F****Explanation:**

RDAL's ERC write failed.

**Response:**

If this is a tracking event, no service actions are required. Otherwise, use the FRU and procedure callouts detailed with the SRC to determine service actions.

---

**B1764120****Explanation:**

I nvalid AIO parameters were passed to rdal\_aio\_ctx\_submit.

**Response:**

If this is a tracking event, no service actions are required. Otherwise, use the FRU and procedure callouts detailed with the SRC to determine service actions.

---

**B1764121****Explanation:**

The RDAL ERC object was not found.

**Response:**

If this is a tracking event, no service actions are required. Otherwise, use the FRU and procedure callouts detailed with the SRC to determine service actions.

---

**B176440B****Explanation:**

An ERC hard failure was recorded.

**Response:**

If this is a tracking event, no service actions are required. Otherwise, use the FRU and procedure callouts detailed with the SRC to determine service actions.

---

**B176440F****Explanation:**

The BFMK ERC object was not found.

**Response:**

If this is a tracking event, no service actions are required. Otherwise, use the FRU and procedure callouts detailed with the SRC to determine service actions.

---

**B1766035****Explanation:**

The IPL type was written to the registry.

---

**B1768453****Explanation:**

There was an error when closing the session.

**Response:**

If this is a tracking event, no service actions are required. Otherwise, use the FRU and procedure callouts detailed with the SRC to determine service actions.

---

**B1768478****Explanation:**

An error occurred in the SSL part of the connection

**Response:**

If this is a tracking event, no service actions are required. Otherwise, use the FRU and procedure callouts detailed with the SRC to determine service actions.

---

**B176847D****Explanation:**

An error occurred when getting the socket options.

**Response:**

If this is a tracking event, no service actions are required. Otherwise, use the FRU and procedure callouts detailed with the SRC to determine service actions.

---

**B1768497****Explanation:**

There was an error when setting the network interface.

**Response:**

If this is a tracking event, no service actions are required. Otherwise, use the FRU and procedure callouts detailed with the SRC to determine service actions.

---

**B17684A0****Explanation:**

Unable to read the registry value that indicates whether or not the network is available.

**Response:**

If this is a tracking event, no service actions are required. Otherwise, use the FRU and procedure callouts detailed with the SRC to determine service actions.

---

**B17684A1****Explanation:**

Return from the error log indicates that the connection to a storage subsystem was not made and the connection timed out.

**Response:**

If this is a tracking event, no service actions are required. Otherwise, use the FRU and procedure callouts detailed with the SRC to determine service actions.

---

**B17684A7****Explanation:**

A failure from the nets\_process\_sess\_cmd() function occurred during a serial-over-LAN session. The message was received from a storage subsystem but failed to process.

**Response:**

If this is a tracking event, no service actions are required. Otherwise, use the FRU and procedure callouts detailed with the SRC to determine service actions.

---

**B17684A8****Explanation:**

Informational message: Serial over LAN (SOL) processing was requested.

**Response:**

If this is a tracking event, no service actions are required. Otherwise, use the FRU and procedure callouts detailed with the SRC to determine service actions.

---

**B1768902****Explanation:**

A time-out occurred because the file does not exist.

**Response:**

If this is a tracking event, no service actions are required. Otherwise, use the FRU and procedure callouts detailed with the SRC to determine service actions.

---

**B1768A1A****Explanation:**

The loading of a shared library has failed.

**Response:**

If this is a tracking event, no service actions are required. Otherwise, use the FRU and procedure callouts detailed with the SRC to determine service actions.

---

**B1768A1B****Explanation:**

There was a library DL synchronization error.

**Response:**

If this is a tracking event, no service actions are required. Otherwise, use the FRU and procedure callouts detailed with the SRC to determine service actions.

---

**B1768B01****Explanation:**

Informational message: cannot open a device

**Response:**

If this is a tracking event, no service actions are required. Otherwise, use the FRU and procedure callouts detailed with the SRC to determine service actions.

---

**B1768B07****Explanation:**

A system call was made.

**Response:**

If this is a tracking event, no service actions are required. Otherwise, use the FRU and procedure callouts detailed with the SRC to determine service actions.

---

**B1768B0C****Explanation:**

Informational message: failed to set up the FSI adapter; the sibling is not present.

**Response:**

If this is a tracking event, no service actions are required. Otherwise, use the FRU and procedure callouts detailed with the SRC to determine service actions.

---

**B1768B0D****Explanation:**

Informational message: failed to set up the FSI adapter; the sibling is not present.

**Response:**

If this is a tracking event, no service actions are required. Otherwise, use the FRU and procedure callouts detailed with the SRC to determine service actions.

---

**B1768B0E****Explanation:**

IFCONFIG mailbox 2 failure.

**Response:**

If this is a tracking event, no service actions are required. Otherwise, use the FRU and procedure callouts detailed with the SRC to determine service actions.

---

**B1768B0F****Explanation:**

Failed to set up the FSI adapter; the sibling is not present.

**Response:**

If this is a tracking event, no service actions are required. Otherwise, use the FRU and procedure callouts detailed with the SRC to determine service actions.

---

**B1768B13****Explanation:**

Failed to configure the IP address.

**Response:**

If this is a tracking event, no service actions are required. Otherwise, use the FRU and procedure callouts detailed with the SRC to determine service actions.

---

**B1768B14**

**Explanation:**

Unable to set the hostname.

**Response:**

If this is a tracking event, no service actions are required. Otherwise, use the FRU and procedure callouts detailed with the SRC to determine service actions.

---

**B1768B18**

**Explanation:**

Unable to write to a file.

**Response:**

If this is a tracking event, no service actions are required. Otherwise, use the FRU and procedure callouts detailed with the SRC to determine service actions.

---

**B1768B1E**

**Explanation:**

A network reset was issued as the pin value changed.

**Response:**

If this is a tracking event, no service actions are required. Otherwise, use the FRU and procedure callouts detailed with the SRC to determine service actions.

---

**B1768B1F**

**Explanation:**

A network reset was issued as the pin value changed.

**Response:**

If this is a tracking event, no service actions are required. Otherwise, use the FRU and procedure callouts detailed with the SRC to determine service actions.

---

**B1768B23**

**Explanation:**

Informational message: FrumWaitDeviceList timed out; cannot open the device.

**Response:**

If this is a tracking event, no service actions are required. Otherwise, use the FRU and procedure callouts detailed with the SRC to determine service actions.

---

**B1768B2E**

**Explanation:**

A software open error occurred.

**Response:**

If this is a tracking event, no service actions are required. Otherwise, use the FRU and procedure callouts detailed with the SRC to determine service actions.

---

**B1768B35**

**Explanation:**

A VLAN remove operation was performed.

**Response:**

If this is a tracking event, no service actions are required. Otherwise, use the FRU and procedure callouts detailed with the SRC to determine service actions.

---

**B1768B36**

**Explanation:**

The network configuration data from the user was incorrect.

**Response:**

If this is a tracking event, no service actions are required. Otherwise, use the FRU and procedure callouts detailed with the SRC to determine service actions.

---

**B1768B3B**

**Explanation:**

The device cannot be opened.

**Response:**

If this is a tracking event, no service actions are required. Otherwise, use the FRU and procedure callouts detailed with the SRC to determine service actions.

---

**B1768B43**

**Explanation:**

An error occurred when getting an IP address.

**Response:**

If this is a tracking event, no service actions are required. Otherwise, use the FRU and procedure callouts detailed with the SRC to determine service actions.

---

**B1768B44**

**Explanation:**

An ARP send operation was performed.

**Response:**

If this is a tracking event, no service actions are required. Otherwise, use the FRU and procedure callouts detailed with the SRC to determine service actions.

---

**B1768B46**

**Explanation:**



The mailbox route was rejected.

**Response:**

If this is a tracking event, no service actions are required. Otherwise, use the FRU and procedure callouts detailed with the SRC to determine service actions.

---

**B1768B47**

**Explanation:**

A DHCP failure occurred.

**Response:**

If this is a tracking event, no service actions are required. Otherwise, use the FRU and procedure callouts detailed with the SRC to determine service actions.

---

**B1768B4E**

**Explanation:**

There was a failure when creating the route.

**Response:**

If this is a tracking event, no service actions are required. Otherwise, use the FRU and procedure callouts detailed with the SRC to determine service actions.

---

**B1768B75**

**Explanation:**

A hardware failure occurred when getting the subnet.

**Response:**

If this is a tracking event, no service actions are required. Otherwise, use the FRU and procedure callouts detailed with the SRC to determine service actions.

---

**B1768B85**

**Explanation:**

No prototype was found.

**Response:**

If this is a tracking event, no service actions are required. Otherwise, use the FRU and procedure callouts detailed with the SRC to determine service actions.

---

**B1768BC1**

**Explanation:**

Informational message: the service processor has been rebooted by the CMM due to an I2C communications failure or a security exception in phase 1.

**Response:**

If this is a tracking event, no service actions are required. Otherwise, use the FRU and procedure callouts detailed with the SRC to determine service actions.

---

**B1768BC2**

**Explanation:**

Informational message: the service processor has been rebooted by the CMM due to a communication failure or security exception in phase 2 or 3.

**Response:**

If this is a tracking event, no service actions are required. Otherwise, use the FRU and procedure callouts detailed with the SRC to determine service actions.

---

**B1768BC3**

**Explanation:**

Informational message: the service processor lost connection to the CMM security component and rebooted to recover the secure state.

**Response:**

If this is a tracking event, no service actions are required. Otherwise, use the FRU and procedure callouts detailed with the SRC to determine service actions.

---

**B1769004**

**Explanation:**

A dump request was rejected by the service processor. It is possible that a dump was already done or in progress at the time of the request.

**Response:**

If this is a tracking event, no service actions are required. Otherwise, use the FRU and procedure callouts detailed with the SRC to determine service actions.

---

**B1769006**

**Explanation:**

An internal service processor error occurred. Check for system firmware updates and apply if available before replacing the service processor.

**Response:**

If this is a tracking event, no service actions are required. Otherwise, use the FRU and procedure callouts detailed with the SRC to determine service actions.

---

**B1769007**

**Explanation:**

An internal service processor error occurred. Check for system firmware updates and apply if available before replacing the service processor.

**Response:**

If this is a tracking event, no service actions are required. Otherwise, use the FRU and procedure callouts detailed with the SRC to determine service actions.

---

**B1769008****Explanation:**

An internal service processor error occurred. Check for system firmware updates and apply if available before replacing the service processor.

**Response:**

If this is a tracking event, no service actions are required. Otherwise, use the FRU and procedure callouts detailed with the SRC to determine service actions.

---

**B176900D****Explanation:**

An internal service processor error occurred. Check for system firmware updates and apply if available before replacing the service processor.

**Response:**

If this is a tracking event, no service actions are required. Otherwise, use the FRU and procedure callouts detailed with the SRC to determine service actions.

---

**B176900E****Explanation:**

An internal service processor error occurred. Check for system firmware updates and apply if available before replacing the service processor.

**Response:**

If this is a tracking event, no service actions are required. Otherwise, use the FRU and procedure callouts detailed with the SRC to determine service actions.

---

**B1769010****Explanation:**

An internal service processor error occurred. Check for system firmware updates and apply if available before replacing the service processor.

**Response:**

If this is a tracking event, no service actions are required. Otherwise, use the FRU and procedure callouts detailed with the SRC to determine service actions.

---

**B1769014****Explanation:**

An internal service processor error occurred. Check for system firmware updates and apply if available before replacing the service processor.

**Response:**

If this is a tracking event, no service actions are required. Otherwise, use the FRU and procedure callouts detailed with the SRC to determine service actions.

---

---

**B1769028****Explanation:**

An error occurred while trying to write data to CEC memory.

**Response:**

If this is a tracking event, no service actions are required. Otherwise, use the FRU and procedure callouts detailed with the SRC to determine service actions.

---

**B176902A****Explanation:**

An integrity check failed on data that the service processor retrieved from CEC memory.

**Response:**

If this is a tracking event, no service actions are required. Otherwise, use the FRU and procedure callouts detailed with the SRC to determine service actions.

---

**B1769042****Explanation:**

An error log was generated at the end of the memory test. This indicates that non-terminating errors were generated during the test.

**Response:**

If this is a tracking event, no service actions are required. Otherwise, use the FRU and procedure callouts detailed with the SRC to determine service actions.

---

**B176904F****Explanation:**

A secondary SRC was added to show control flow. The primary SRC indicates the actual error.

**Response:**

If this is a tracking event, no service actions are required. Otherwise, use the FRU and procedure callouts detailed with the SRC to determine service actions.

---

**B1769052****Explanation:**

The memory test completed successfully.

**Response:**

If this is a tracking event, no service actions are required. Otherwise, use the FRU and procedure callouts detailed with the SRC to determine service actions.

---

**B176905C****Explanation:**

Terminations have been disabled so AVP-related errors will simply cause reboots.

---

**Response:**

If this is a tracking event, no service actions are required. Otherwise, use the FRU and procedure callouts detailed with the SRC to determine service actions.

---

**B1769065****Explanation:**

Firmware encountered an error while retrieving processor version

**Response:**

The FRU callouts are calculated at the time of the failure. See the error log for the actual replacement strategy.

---

**B176A40F****Explanation:**

Unable to open the directory into which this data file should have gone.

**Response:**

If this is a tracking event, no service actions are required. Otherwise, use the FRU and procedure callouts detailed with the SRC to determine service actions.

---

**B176A41C****Explanation:**

Failed to find the input keyword or record in the module VPD.

**Response:**

If this is a tracking event, no service actions are required. Otherwise, use the FRU and procedure callouts detailed with the SRC to determine service actions.

---

**B176B507****Explanation:**

Keys were not found in a table. This could be any table and any keys, so the details in the error log entry are very important in debugging this type of error.

**Response:**

If this is a tracking event, no service actions are required. Otherwise, use the FRU and procedure callouts detailed with the SRC to determine service actions.

---

**B176B90C****Explanation:**

An engine is missing.

**Response:**

If this is a tracking event, no service actions are required. Otherwise, use the FRU and procedure callouts detailed with the SRC to determine service actions.

---

**B176B913****Explanation:**

The firmware encountered an error when opening an ADAL (access device abstraction layer) to a chip.

**Response:**

If this is a tracking event, no service actions are required. Otherwise, use the FRU and procedure callouts detailed with the SRC to determine service actions.

---

**B176B914****Explanation:**

An error was encountered when the firmware tried to close the SCAN/SCOM device driver.

**Response:**

If this is a tracking event, no service actions are required. Otherwise, use the FRU and procedure callouts detailed with the SRC to determine service actions.

---

**B176B915****Explanation:**

The SCOM device driver is unable to scan the data out from the ID register.

**Response:**

If this is a tracking event, no service actions are required. Otherwise, use the FRU and procedure callouts detailed with the SRC to determine service actions.

---

**B176B916****Explanation:**

The firmware encountered an internal problem: a chip doesn't have a valid scan interface.

**Response:**

If this is a tracking event, no service actions are required. Otherwise, use the FRU and procedure callouts detailed with the SRC to determine service actions.

---

**B176B917****Explanation:**

An ADAL SCOM error was encountered.

**Response:**

If this is a tracking event, no service actions are required. Otherwise, use the FRU and procedure callouts detailed with the SRC to determine service actions.

---

**B176B918****Explanation:**

An ADAL PSI error was encountered.

**Response:**

If this is a tracking event, no service actions are required. Otherwise, use the FRU and procedure

callouts detailed with the SRC to determine service actions.

---

**B176B919****Explanation:**

An ADAL JTAG error was encountered.

**Response:**

If this is a tracking event, no service actions are required. Otherwise, use the FRU and procedure callouts detailed with the SRC to determine service actions.

---

**B176B91B****Explanation:**

There was an ADAL mailbox error.

**Response:**

If this is a tracking event, no service actions are required. Otherwise, use the FRU and procedure callouts detailed with the SRC to determine service actions.

---

**B176B920****Explanation:**

The firmware encountered an error when shifting a command into a chip as part of a scan operation.

**Response:**

If this is a tracking event, no service actions are required. Otherwise, use the FRU and procedure callouts detailed with the SRC to determine service actions.

---

**B176B924****Explanation:**

The firmware timed out when waiting for a JTAG lock to be granted by the JTAG ADAL (access device abstraction layer).

**Response:**

If this is a tracking event, no service actions are required. Otherwise, use the FRU and procedure callouts detailed with the SRC to determine service actions.

---

**B176B940****Explanation:**

The SCOM device driver encountered an error when trying to read the status register of a chip.

**Response:**

If this is a tracking event, no service actions are required. Otherwise, use the FRU and procedure callouts detailed with the SRC to determine service actions.

---

**B176B941****Explanation:**

The firmware encountered an error when trying to read data from a ring inside a chip.

**Response:**

If this is a tracking event, no service actions are required. Otherwise, use the FRU and procedure callouts detailed with the SRC to determine service actions.

---

**B176B942****Explanation:**

The firmware encountered an error when trying to read data from an SCOM register inside a chip.

**Response:**

If this is a tracking event, no service actions are required. Otherwise, use the FRU and procedure callouts detailed with the SRC to determine service actions.

---

**B176B945****Explanation:**

The SCOM device driver encountered an error when trying to read a GP (general purpose) register of a chip.

**Response:**

If this is a tracking event, no service actions are required. Otherwise, use the FRU and procedure callouts detailed with the SRC to determine service actions.

---

**B176B94A****Explanation:**

The SCAN/SCOM device driver encountered an error when trying to read an internal register on a chip.

**Response:**

If this is a tracking event, no service actions are required. Otherwise, use the FRU and procedure callouts detailed with the SRC to determine service actions.

---

**B176B963****Explanation:**

The firmware detected that the value scanned out from the instruction status register of the chip is invalid.

**Response:**

If this is a tracking event, no service actions are required. Otherwise, use the FRU and procedure callouts detailed with the SRC to determine service actions.

---

**B176B964****Explanation:**

The firmware detected an SCOM attention raised from the specified chip.

**Response:**

If this is a tracking event, no service actions are required. Otherwise, use the FRU and procedure callouts detailed with the SRC to determine service actions.

---

**B176B967****Explanation:**

The firmware detected either a parity error or an invalid command attention raised from the specified chip.

**Response:**

If this is a tracking event, no service actions are required. Otherwise, use the FRU and procedure callouts detailed with the SRC to determine service actions.

---

**B176B982****Explanation:**

The firmware has detected an SCOM attention raised from the specified chip.

**Response:**

If this is a tracking event, no service actions are required. Otherwise, use the FRU and procedure callouts detailed with the SRC to determine service actions.

---

**B176B9B1****Explanation:**

The ivJtagEnginePtr pointer is NULL.

**Response:**

If this is a tracking event, no service actions are required. Otherwise, use the FRU and procedure callouts detailed with the SRC to determine service actions.

---

**B176B9D8****Explanation:**

HCSI\_P7\_PCB\_PIB\_TIME\_OUT

**Response:**

If this is a tracking event, no service actions are required. Otherwise, use the FRU and procedure callouts detailed with the SRC to determine service actions.

---

**B176BAF7****Explanation:**

Service Processor Firmware encountered an internal error

**Response:**

The FRU callouts are calculated at the time of the failure. See the error log for the actual replacement strategy.

---

**B176C709****Explanation:**

The number of memory errors detected by main storage diagnostics exceeded the manufacturing threshold.

**Response:**

If this is a tracking event, no service actions are required. Otherwise, use the FRU and procedure callouts detailed with the SRC to determine service actions.

---

**B176C70A****Explanation:**

A memory-preserving IPL occurred, so a summary error log was created to terminate the IPL, and that previous logs that pointed to hardware or software failures had been created and committed.

**Response:**

If this is a tracking event, no service actions are required. Otherwise, use the FRU and procedure callouts detailed with the SRC to determine service actions.

---

**B176C729****Explanation:**

One or more of the wrap tests failed.

**Response:**

If this is a tracking event, no service actions are required. Otherwise, use the FRU and procedure callouts detailed with the SRC to determine service actions.

---

**B176C740****Explanation:**

The L2 AVPS test has completed successfully (informational message).

**Response:**

If this is a tracking event, no service actions are required. Otherwise, use the FRU and procedure callouts detailed with the SRC to determine service actions.

---

**B176C742****Explanation:**

Summary errorlog: this error log indicates that there is one or more memory AVPS test failures.

**Response:**

If this is a tracking event, no service actions are required. Otherwise, use the FRU and procedure callouts detailed with the SRC to determine service actions.

---

**B176C74A****Explanation:**

A summary error log was created to terminate the IPL.

**Response:**

If this is a tracking event, no service actions are required. Otherwise, use the FRU and procedure callouts detailed with the SRC to determine service actions.

---

**B176C74B****Explanation:**

Summary errorlog: this error log indicates that there is one or more L2 AVPS test failures.

**Response:**

If this is a tracking event, no service actions are required. Otherwise, use the FRU and procedure callouts detailed with the SRC to determine service actions.

---

**B176C751****Explanation:**

Informational message: The memory test case completed successfully.

**Response:**

If this is a tracking event, no service actions are required. Otherwise, use the FRU and procedure callouts detailed with the SRC to determine service actions.

---

**B176D401****Explanation:**

An unexpected signal was caught.

**Response:**

If this is a tracking event, no service actions are required. Otherwise, use the FRU and procedure callouts detailed with the SRC to determine service actions.

---

**B176E501****Explanation:**

There was a hardware-detected informational message of unknown origin. No action is required.

**Response:**

If this is a tracking event, no service actions are required. Otherwise, use the FRU and procedure callouts detailed with the SRC to determine service actions.

---

**B176E504****Explanation:**

A hardware failure was detected in the central electronics complex (CEC).

**Response:**

If this is a tracking event, no service actions are required. Otherwise, use the FRU and procedure callouts detailed with the SRC to determine service actions.

---

**B176E540****Explanation:**

There was an informational message due to hardware, but could also be software-related. No further action is required.

**Response:**

If this is a tracking event, no service actions are required. Otherwise, use the FRU and procedure callouts detailed with the SRC to determine service actions.

---

**B176E550****Explanation:**

There was a software problem; this is an informational message. No action is required.

**Response:**

If this is a tracking event, no service actions are required. Otherwise, use the FRU and procedure callouts detailed with the SRC to determine service actions.

---

**B176E63F****Explanation:**

Firmware encountered an error in determining the boot path from System Control Unit to System Node.

**Response:**

The FRU callouts are calculated at the time of the failure. See the error log for the actual replacement strategy.

---

**B176E658****Explanation:**

This indicates the requested action failed because the sibling service processor is not in the working state.

**Response:**

If this is a tracking event, no service actions are required. Otherwise, use the FRU and procedure callouts detailed with the SRC to determine service actions.

---

**B176F301****Explanation:**

Internal firmware error. Not a functional system.

**Response:**

The FRU callouts are calculated at the time of the failure. See the error log for the actual replacement strategy.

---

**B176F302****Explanation:**

Internal firmware error. No functional Processor chips found.

**Response:**

The FRU callouts are calculated at the time of the failure. See the error log for the actual replacement strategy.

---

**B176F303****Explanation:**

Internal firmware error. No functional Processor Cores found.

**Response:**

The FRU callouts are calculated at the time of the failure. See the error log for the actual replacement strategy.

---

**B176F304****Explanation:**

Internal firmware error. User specified resource type not found.

**Response:**

The FRU callouts are calculated at the time of the failure. See the error log for the actual replacement strategy.

---

**B17BE434****Explanation:**

This error log entry is generated when the hypervisor fails to send its heartbeat message within the allotted time.

**Response:**

If this is a tracking event, no service actions are required. Otherwise, use the FRU and procedure callouts detailed with the SRC to determine service actions.

---

**B17CE433****Explanation:**

This error log entry is generated when the HMC fails to send its heartbeat message within the allotted time. The reason could be network issues, or the Ethernet cable is disconnected.

**Response:**

If this is a tracking event, no service actions are required. Otherwise, use the FRU and procedure callouts detailed with the SRC to determine service actions.

---

**B1802712****Explanation:**

An error occurred while processing Memory VRM voltage data that was passed in

**Response:**

The FRU callouts are calculated at the time of the failure. See the error log for the actual replacement strategy.

---

**B1802718****Explanation:**

The given fan number could not be found in the list of fan objects.

**Response:**

The FRU callouts are calculated at the time of the failure. See the error log for the actual replacement strategy.

---

**B180CC63****Explanation:**

Service Processor firmware encountered an internal error

**Response:**

The FRU callouts are calculated at the time of the failure. See the error log for the actual replacement strategy.

---

**B180CC64****Explanation:**

Service Processor firmware encountered an internal error

**Response:**

The FRU callouts are calculated at the time of the failure. See the error log for the actual replacement strategy.

---

**B180E501****Explanation:**

There has been a hardware-detected problem due to the firmware subsystem.

**Response:**

If this is a tracking event, no service actions are required. Otherwise, use the FRU and procedure callouts detailed with the SRC to determine service actions.

---

**B180E504****Explanation:**

A hardware failure was detected in the central electronics complex (CEC).

**Response:**

If this is a tracking event, no service actions are required. Otherwise, use the FRU and procedure callouts detailed with the SRC to determine service actions.

---

**B180E540****Explanation:**

There was a failure most likely attributable to the firmware subsystem, but it could also be software-related or require further support.

**Response:**

If this is a tracking event, no service actions are required. Otherwise, use the FRU and procedure callouts detailed with the SRC to determine service actions.

---

**B180E550**

**Explanation:**

There was a firmware subsystem problem, but it could also be hardware-related or require further support.

**Response:**

If this is a tracking event, no service actions are required. Otherwise, use the FRU and procedure callouts detailed with the SRC to determine service actions.

---

**B180E560****Explanation:**

The hardware detected a problem that was caused by a firmware component. The dump that was taken may need to be analyzed.

**Response:**

If this is a tracking event, no service actions are required. Otherwise, use the FRU and procedure callouts detailed with the SRC to determine service actions.

---

**B180E580****Explanation:**

There was a failure in the service processor firmware.

**Response:**

If this is a tracking event, no service actions are required. Otherwise, use the FRU and procedure callouts detailed with the SRC to determine service actions.

---

**B181000A****Explanation:**

"Malformed" SRC

**Response:**

If this is a tracking event, no service actions are required. Otherwise, use the FRU and procedure callouts detailed with the SRC to determine service actions.

---

**B1811001****Explanation:**

Updated to the hcdb data FAILED.

**Response:**

The FRU callouts are calculated at the time of the failure. See the error log for the actual replacement strategy.

---

**B1811002****Explanation:**

The DMA driver has encountered an error; unable to determine if a hardware checkstop has occurred.

**Response:**

If this is a tracking event, no service actions are required. Otherwise, use the FRU and procedure callouts detailed with the SRC to determine service actions.

---

**B1811003****Explanation:**

The DMA driver has encountered an error; unable to determine if a hardware checkstop has occurred.

**Response:**

If this is a tracking event, no service actions are required. Otherwise, use the FRU and procedure callouts detailed with the SRC to determine service actions.

---

**B1811004****Explanation:**

The DMA driver has encountered an error due to a hardware checkstop during a read operation. (The checkstop needs to be analyzed to determine the root cause of the failure. The dma failure is a secondary effect of the hardware checkstop.)

**Response:**

If this is a tracking event, no service actions are required. Otherwise, use the FRU and procedure callouts detailed with the SRC to determine service actions.

---

**B1811006****Explanation:**

The DMA driver has encountered an unknown error during a read operation. The error information needs to be analyzed to determine the cause.

**Response:**

If this is a tracking event, no service actions are required. Otherwise, use the FRU and procedure callouts detailed with the SRC to determine service actions.

---

**B1811007****Explanation:**

The DMA driver has encountered an error due to a hardware checkstop during a write operation in IPL mode. Look for an error log entry generated by PRD (processor runtime diagnostics). (The checkstop needs to be analyzed to determine the root cause of the failure. The DMA failure is a secondary effect of the hardware checkstop.)

**Response:**

If this is a tracking event, no service actions are required. Otherwise, use the FRU and procedure callouts detailed with the SRC to determine service actions.

---

**B1811009****Explanation:**

The DMA driver has encountered an unknown error during a write operation. The error information needs to be analyzed to determine the cause. If the first DMA



operation always fails with this error, it is probably a hardware problem.

**Response:**

If this is a tracking event, no service actions are required. Otherwise, use the FRU and procedure callouts detailed with the SRC to determine service actions.

---

**B181100A**

**Explanation:**

The DMA driver has encountered an error due to a hardware checkstop during a read operation. (The checkstop needs to be analyzed to determine the root cause of the failure. The DMA failure is a secondary effect of the hardware checkstop.)

**Response:**

If this is a tracking event, no service actions are required. Otherwise, use the FRU and procedure callouts detailed with the SRC to determine service actions.

---

**B181100C**

**Explanation:**

The DMA driver has encountered an unknown error during a read operation. The error information needs to be analyzed to determine the cause.

**Response:**

If this is a tracking event, no service actions are required. Otherwise, use the FRU and procedure callouts detailed with the SRC to determine service actions.

---

**B181100D**

**Explanation:**

The DMA driver has encountered an error due to a hardware checkstop during a write operation in TCE mode. Look for an error log entry generated by PRD (processor runtime diagnostics). (The checkstop needs to be analyzed to determine the root cause of the failure. The DMA failure is a secondary effect of the hardware checkstop.)

**Response:**

If this is a tracking event, no service actions are required. Otherwise, use the FRU and procedure callouts detailed with the SRC to determine service actions.

---

**B181100F**

**Explanation:**

The DMA driver has encountered an unknown error during a write operation. The error information needs to be analyzed to determine the cause.

**Response:**

If this is a tracking event, no service actions are required. Otherwise, use the FRU and procedure

callouts detailed with the SRC to determine service actions.

---

**B1811010**

**Explanation:**

A read was attempted, but the DMA driver returned zero bytes of data.

**Response:**

If this is a tracking event, no service actions are required. Otherwise, use the FRU and procedure callouts detailed with the SRC to determine service actions.

---

**B1811011**

**Explanation:**

The amount of data being transferred by DMA does not match the length passed in by the user.

**Response:**

If this is a tracking event, no service actions are required. Otherwise, use the FRU and procedure callouts detailed with the SRC to determine service actions.

---

**B1811012**

**Explanation:**

A write operation was attempted, but the DMA driver returned zero bytes of data.

**Response:**

If this is a tracking event, no service actions are required. Otherwise, use the FRU and procedure callouts detailed with the SRC to determine service actions.

---

**B1811013**

**Explanation:**

The amount of data being transferred by DMA does not match the length passed in by the user.

**Response:**

If this is a tracking event, no service actions are required. Otherwise, use the FRU and procedure callouts detailed with the SRC to determine service actions.

---

**B1811014**

**Explanation:**

The DMA driver could not be opened.

**Response:**

If this is a tracking event, no service actions are required. Otherwise, use the FRU and procedure callouts detailed with the SRC to determine service actions.

---

**B181101B**

**Explanation:**

The DMA user attempted a DMA read with a length of zero.

**Response:**

If this is a tracking event, no service actions are required. Otherwise, use the FRU and procedure callouts detailed with the SRC to determine service actions.

---

**B181101C**

**Explanation:**

The DMA user attempted a DMA write with a length of zero.

**Response:**

If this is a tracking event, no service actions are required. Otherwise, use the FRU and procedure callouts detailed with the SRC to determine service actions.

---

**B181101D**

**Explanation:**

DMA user provided NULL as an address.

**Response:**

If this is a tracking event, no service actions are required. Otherwise, use the FRU and procedure callouts detailed with the SRC to determine service actions.

---

**B181101E**

**Explanation:**

NULL was received by a function as the service processor's (or system controller's) address.

**Response:**

If this is a tracking event, no service actions are required. Otherwise, use the FRU and procedure callouts detailed with the SRC to determine service actions.

---

**B181101F**

**Explanation:**

Firmware encountered an error while interacting with the DMA device driver.

**Response:**

The FRU callouts are calculated at the time of the failure. See the error log for the actual replacement strategy.

---

**B1811022**

**Explanation:**

The DMA user attempted a DMA during a window in which DMAs are not available.

**Response:**

If this is a tracking event, no service actions are required. Otherwise, use the FRU and procedure callouts detailed with the SRC to determine service actions.

---

**B1811023**

**Explanation:**

The sbcu/BusController register did not contain one of the expected values.

**Response:**

If this is a tracking event, no service actions are required. Otherwise, use the FRU and procedure callouts detailed with the SRC to determine service actions.

---

**B1811027**

**Explanation:**

The CEC is powering off. There has been a power off just before, or during, the DMA operation.

**Response:**

If this is a tracking event, no service actions are required. Otherwise, use the FRU and procedure callouts detailed with the SRC to determine service actions.

---

**B1811028**

**Explanation:**

Manufacturing test failed because /dev/urandom could not be opened.

**Response:**

If this is a tracking event, no service actions are required. Otherwise, use the FRU and procedure callouts detailed with the SRC to determine service actions.

---

**B1811029**

**Explanation:**

Manufacturing test failed because /dev/urandom could not be read.

**Response:**

If this is a tracking event, no service actions are required. Otherwise, use the FRU and procedure callouts detailed with the SRC to determine service actions.

---

**B181102D**

**Explanation:**

The chic client thread timed out trying to collect DMA error data.

**Response:**

If this is a tracking event, no service actions are required. Otherwise, use the FRU and procedure callouts detailed with the SRC to determine service actions.

---

**B181102E**

**Explanation:**

The event management constructor failed.

**Response:**

If this is a tracking event, no service actions are required. Otherwise, use the FRU and procedure callouts detailed with the SRC to determine service actions.

---

**B1811030****Explanation:**

Unable to read registry value.

**Response:**

If this is a tracking event, no service actions are required. Otherwise, use the FRU and procedure callouts detailed with the SRC to determine service actions.

---

**B1811031****Explanation:**

This is a DMA code error. One thread is overwriting another.

**Response:**

If this is a tracking event, no service actions are required. Otherwise, use the FRU and procedure callouts detailed with the SRC to determine service actions.

---

**B1811032****Explanation:**

The timer returned an unknown error.

**Response:**

If this is a tracking event, no service actions are required. Otherwise, use the FRU and procedure callouts detailed with the SRC to determine service actions.

---

**B1811033****Explanation:**

Chic call returned an error.

**Response:**

If this is a tracking event, no service actions are required. Otherwise, use the FRU and procedure callouts detailed with the SRC to determine service actions.

---

**B1811034****Explanation:**

The chic client thread failed to collect DMA error data.

**Response:**

If this is a tracking event, no service actions are required. Otherwise, use the FRU and procedure callouts detailed with the SRC to determine service actions.

---

**B1811036****Explanation:**

Manufacturing test failed because of incorrect DMA mode.

**Response:**

If this is a tracking event, no service actions are required. Otherwise, use the FRU and procedure callouts detailed with the SRC to determine service actions.

---

**B1811037****Explanation:**

Chic client thread that was supposed to collect DMA error data encountered an error.

**Response:**

If this is a tracking event, no service actions are required. Otherwise, use the FRU and procedure callouts detailed with the SRC to determine service actions.

---

**B1811039****Explanation:**

Svpcd call returned an error.

**Response:**

If this is a tracking event, no service actions are required. Otherwise, use the FRU and procedure callouts detailed with the SRC to determine service actions.

---

**B181103A****Explanation:**

Svpcd call returned an error.

**Response:**

If this is a tracking event, no service actions are required. Otherwise, use the FRU and procedure callouts detailed with the SRC to determine service actions.

---

**B181103B****Explanation:**

The current resource ID did not match the list of available resource IDs.

**Response:**

If this is a tracking event, no service actions are required. Otherwise, use the FRU and procedure callouts detailed with the SRC to determine service actions.

---

**B181103C****Explanation:**

The DMA path could not be determined.

**Response:**

If this is a tracking event, no service actions are required. Otherwise, use the FRU and procedure callouts detailed with the SRC to determine service actions.

---

**B181103D****Explanation:**

DMA paths were found, but none of them was marked as the primary path.

**Response:**

If this is a tracking event, no service actions are required. Otherwise, use the FRU and procedure callouts detailed with the SRC to determine service actions.

---

**B1811040**

**Explanation:**

The DMA user provided an invalid address.

**Response:**

If this is a tracking event, no service actions are required. Otherwise, use the FRU and procedure callouts detailed with the SRC to determine service actions.

---

**B1811041**

**Explanation:**

Dmae detected an unexpected event.

**Response:**

If this is a tracking event, no service actions are required. Otherwise, use the FRU and procedure callouts detailed with the SRC to determine service actions.

---

**B1811042**

**Explanation:**

The spif/PowerState register is undefined.

**Response:**

If this is a tracking event, no service actions are required. Otherwise, use the FRU and procedure callouts detailed with the SRC to determine service actions.

---

**B1811043**

**Explanation:**

DMAE could not determine if the CEC was powering off.

**Response:**

If this is a tracking event, no service actions are required. Otherwise, use the FRU and procedure callouts detailed with the SRC to determine service actions.

---

**B1811045**

**Explanation:**

Time out waiting for CEC debug data.

**Response:**

If this is a tracking event, no service actions are required. Otherwise, use the FRU and procedure callouts detailed with the SRC to determine service actions.

---

**B1811047**

**Explanation:**

A CEC data processing operation failed.

**Response:**

If this is a tracking event, no service actions are required. Otherwise, use the FRU and procedure callouts detailed with the SRC to determine service actions.

---

**B1811048**

**Explanation:**

Unable to interpret the first-failure-data-capture (FFDC) data.

**Response:**

If this is a tracking event, no service actions are required. Otherwise, use the FRU and procedure callouts detailed with the SRC to determine service actions.

---

**B181104B**

**Explanation:**

PSI link is down.

**Response:**

If this is a tracking event, no service actions are required. Otherwise, use the FRU and procedure callouts detailed with the SRC to determine service actions.

---

**B181104C**

**Explanation:**

Communication paths on the service processor side are not enabled to do DMA operations.

**Response:**

If this is a tracking event, no service actions are required. Otherwise, use the FRU and procedure callouts detailed with the SRC to determine service actions.

---

**B181104D**

**Explanation:**

The CEC is not configured to do DMA operations.

**Response:**

If this is a tracking event, no service actions are required. Otherwise, use the FRU and procedure callouts detailed with the SRC to determine service actions.

---

**B1811050**

**Explanation:**

The link needs to go through a reset, then failover.

**Response:**

If this is a tracking event, no service actions are required. Otherwise, use the FRU and procedure callouts detailed with the SRC to determine service actions.

---

---

**B1811051****Explanation:**

Software detected a timeout.

**Response:**

If this is a tracking event, no service actions are required. Otherwise, use the FRU and procedure callouts detailed with the SRC to determine service actions.

---

**B1811052****Explanation:**

A DMA was attempted with an invalid address.

**Response:**

If this is a tracking event, no service actions are required. Otherwise, use the FRU and procedure callouts detailed with the SRC to determine service actions.

---

**B1811053****Explanation:**

A DMA was attempted using an invalid TCE token.

**Response:**

If this is a tracking event, no service actions are required. Otherwise, use the FRU and procedure callouts detailed with the SRC to determine service actions.

---

**B1811054****Explanation:**

The service processor is trying to write a read-only or read a write-only page.

**Response:**

If this is a tracking event, no service actions are required. Otherwise, use the FRU and procedure callouts detailed with the SRC to determine service actions.

---

**B1811055****Explanation:**

There is a problem in the device driver code.

**Response:**

If this is a tracking event, no service actions are required. Otherwise, use the FRU and procedure callouts detailed with the SRC to determine service actions.

---

**B1811056****Explanation:**

The operation was cancelled by the caller.

**Response:**

If this is a tracking event, no service actions are required. Otherwise, use the FRU and procedure callouts detailed with the SRC to determine service actions.

---

**B1811057****Explanation:**

A function call failed.

**Response:**

If this is a tracking event, no service actions are required. Otherwise, use the FRU and procedure callouts detailed with the SRC to determine service actions.

---

**B1811058****Explanation:**

Invalid HOM node information was received.

**Response:**

If this is a tracking event, no service actions are required. Otherwise, use the FRU and procedure callouts detailed with the SRC to determine service actions.

---

**B181105A****Explanation:**

A component name of NULL was passed into a function.

**Response:**

If this is a tracking event, no service actions are required. Otherwise, use the FRU and procedure callouts detailed with the SRC to determine service actions.

---

**B181105C****Explanation:**

Corrupted data was sent to the service processor or system controller without an error being flagged.

**Response:**

If this is a tracking event, no service actions are required. Otherwise, use the FRU and procedure callouts detailed with the SRC to determine service actions.

---

**B181105D****Explanation:**

Corrupted data from memory was sent to the service processor without an indication that it was corrupted.

**Response:**

If this is a tracking event, no service actions are required. Otherwise, use the FRU and procedure callouts detailed with the SRC to determine service actions.

---

**B1811060****Explanation:**

The user passed in a component name of NULL.

**Response:**

If this is a tracking event, no service actions are required. Otherwise, use the FRU and procedure

callouts detailed with the SRC to determine service actions.

---

**B1811062****Explanation:**

DMA operation to the host memory address failed.

**Response:**

The FRU callouts are calculated at the time of the failure. See the error log for the actual replacement strategy.

---

**B1811063****Explanation:**

Firmware encountered an error while trying the extract failure data from host memory.

**Response:**

The FRU callouts are calculated at the time of the failure. See the error log for the actual replacement strategy.

---

**B1811064****Explanation:**

Firmware encountered an error while trying the extract DMA failure data

**Response:**

The FRU callouts are calculated at the time of the failure. See the error log for the actual replacement strategy.

---

**B1811065****Explanation:**

Firmware encountered an error while trying to determining the DMA error type from failure data.

**Response:**

The FRU callouts are calculated at the time of the failure. See the error log for the actual replacement strategy.

---

**B1811066****Explanation:**

Firmware encountered an error while resuming DMA operation.

**Response:**

The FRU callouts are calculated at the time of the failure. See the error log for the actual replacement strategy.

---

**B1811067****Explanation:**

Firmware encountered an error while retrieving the status of an ongoing DMA operation.

**Response:**

The FRU callouts are calculated at the time of the failure. See the error log for the actual replacement strategy.

---

**B1811068****Explanation:**

Firmware encountered an internal error

**Response:**

The FRU callouts are calculated at the time of the failure. See the error log for the actual replacement strategy.

---

**B1811069****Explanation:**

Firmware encountered an internal error

**Response:**

The FRU callouts are calculated at the time of the failure. See the error log for the actual replacement strategy.

---

**B1811070****Explanation:**

Firmware encountered an internal error

**Response:**

The FRU callouts are calculated at the time of the failure. See the error log for the actual replacement strategy.

---

**B1811071****Explanation:**

A critical fault has been found by Power Subsystem.

**Response:**

The FRU callouts are calculated at the time of the failure. See the error log for the actual replacement strategy.

---

**B1811072****Explanation:**

Atleast one device has lost power. The details of the devices are added to the failed item list in this error log.

**Response:**

The FRU callouts are calculated at the time of the failure. See the error log for the actual replacement strategy.

---

**B1811101****Explanation:**

Failed to open the master I2C device driver.

**Response:**

If this is a tracking event, no service actions are required. Otherwise, use the FRU and procedure callouts detailed with the SRC to determine service actions.

---

**B1811102****Explanation:**

Failed to configure the master I2C device driver.

**Response:**

If this is a tracking event, no service actions are required. Otherwise, use the FRU and procedure callouts detailed with the SRC to determine service actions.

---

**B1811103****Explanation:**

Failed to write to the panel via the master I2C device driver.

**Response:**

If this is a tracking event, no service actions are required. Otherwise, use the FRU and procedure callouts detailed with the SRC to determine service actions.

---

**B1811104****Explanation:**

Failed to close the master I2C device driver.

**Response:**

If this is a tracking event, no service actions are required. Otherwise, use the FRU and procedure callouts detailed with the SRC to determine service actions.

---

**B1811110****Explanation:**

Failed to open the slave I2C device driver.

**Response:**

If this is a tracking event, no service actions are required. Otherwise, use the FRU and procedure callouts detailed with the SRC to determine service actions.

---

**B1811111****Explanation:**

There was a slave read error.

**Response:**

If this is a tracking event, no service actions are required. Otherwise, use the FRU and procedure callouts detailed with the SRC to determine service actions.

---

**B1811113****Explanation:**

Failed to close the slave I2C device driver.

**Response:**

If this is a tracking event, no service actions are required. Otherwise, use the FRU and procedure callouts detailed with the SRC to determine service actions.

---

**B1811120****Explanation:**

An invalid parameter was passed into the function.

**Response:**

If this is a tracking event, no service actions are required. Otherwise, use the FRU and procedure callouts detailed with the SRC to determine service actions.

---

**B1811121****Explanation:**

The panel attention command that was received did not have a valid checksum.

**Response:**

If this is a tracking event, no service actions are required. Otherwise, use the FRU and procedure callouts detailed with the SRC to determine service actions.

---

**B1811122****Explanation:**

The panel attention command that was received was not valid because the "press and release" button sequence was violated, or an invalid button action was received.

**Response:**

If this is a tracking event, no service actions are required. Otherwise, use the FRU and procedure callouts detailed with the SRC to determine service actions.

---

**B1811130****Explanation:**

Failed to lock the mutex.

**Response:**

If this is a tracking event, no service actions are required. Otherwise, use the FRU and procedure callouts detailed with the SRC to determine service actions.

---

**B1811131****Explanation:**

Failed to stop the execution of the thread holding the mutex.

**Response:**

If this is a tracking event, no service actions are required. Otherwise, use the FRU and procedure callouts detailed with the SRC to determine service actions.

---

**B1811132****Explanation:**

Failed to lock the mutex with a timeout.

**Response:**

If this is a tracking event, no service actions are required. Otherwise, use the FRU and procedure callouts detailed with the SRC to determine service actions.

---

**B1811133****Explanation:**

Failed to unlock the mutex.

**Response:**

If this is a tracking event, no service actions are required. Otherwise, use the FRU and procedure callouts detailed with the SRC to determine service actions.

---

**B1811140****Explanation:**

Failed to read a value from a registry.

**Response:**

If this is a tracking event, no service actions are required. Otherwise, use the FRU and procedure callouts detailed with the SRC to determine service actions.

---

**B1811150****Explanation:**

Failed to get the possible resource identities of all the panels in the system.

**Response:**

If this is a tracking event, no service actions are required. Otherwise, use the FRU and procedure callouts detailed with the SRC to determine service actions.

---

**B1811151****Explanation:**

No panels may be installed in this system according to VPD.

**Response:**

If this is a tracking event, no service actions are required. Otherwise, use the FRU and procedure callouts detailed with the SRC to determine service actions.

---

**B1811152****Explanation:**

Failed to determine if the panel is present or not.

**Response:**

If this is a tracking event, no service actions are required. Otherwise, use the FRU and procedure callouts detailed with the SRC to determine service actions.

---

**B1811153****Explanation:**

An error occurred when getting the number of panel resource IDs that may be installed.

**Response:**

If this is a tracking event, no service actions are required. Otherwise, use the FRU and procedure

callouts detailed with the SRC to determine service actions.

---

**B1811154****Explanation:**

An error occurred getting the master and slave I2C device paths and the panel I2C device address.

**Response:**

If this is a tracking event, no service actions are required. Otherwise, use the FRU and procedure callouts detailed with the SRC to determine service actions.

---

**B1811155****Explanation:**

No master I2C device was found.

**Response:**

If this is a tracking event, no service actions are required. Otherwise, use the FRU and procedure callouts detailed with the SRC to determine service actions.

---

**B18111A0****Explanation:**

Failed to send the internal scroll command to the panel.

**Response:**

If this is a tracking event, no service actions are required. Otherwise, use the FRU and procedure callouts detailed with the SRC to determine service actions.

---

**B18111A1****Explanation:**

Failed to send the soft reset command to the panel.

**Response:**

If this is a tracking event, no service actions are required. Otherwise, use the FRU and procedure callouts detailed with the SRC to determine service actions.

---

**B18111A2****Explanation:**

Failed to send the display data write command to the panel.

**Response:**

If this is a tracking event, no service actions are required. Otherwise, use the FRU and procedure callouts detailed with the SRC to determine service actions.

---

**B18111A3****Explanation:**

Failed to send the lamp test command to the panel.

**Response:**



If this is a tracking event, no service actions are required. Otherwise, use the FRU and procedure callouts detailed with the SRC to determine service actions.

---

**B18111A4****Explanation:**

Failed to send the button control command to the panel.

**Response:**

If this is a tracking event, no service actions are required. Otherwise, use the FRU and procedure callouts detailed with the SRC to determine service actions.

---

**B18111A5****Explanation:**

Failed to send the LED control command to the panel.

**Response:**

If this is a tracking event, no service actions are required. Otherwise, use the FRU and procedure callouts detailed with the SRC to determine service actions.

---

**B18111A6****Explanation:**

Failed to read a panel attention command from the panel.

**Response:**

If this is a tracking event, no service actions are required. Otherwise, use the FRU and procedure callouts detailed with the SRC to determine service actions.

---

**B18111A7****Explanation:**

Failed to read a message via the open Slave IIC. FFDC information should be saved to the user details unless User Data 3 is zero or User Data 4 is non-zero. The IIC device and trace will also be saved to user details.

**Response:**

The FRU callouts are calculated at the time of the failure. See the error log for the actual replacement strategy.

---

**B18111A9****Explanation:**

Failed to write to the slave buffer through IIC. The IIC device and trace will also be saved to user details.

**Response:**

The FRU callouts are calculated at the time of the failure. See the error log for the actual replacement strategy.

---

**B18111B0****Explanation:**

Failed to close the open Slave IIC.

**Response:**

The FRU callouts are calculated at the time of the failure. See the error log for the actual replacement strategy.

---

**B18111B1****Explanation:**

Failed to open the Slave IIC. The IIC device and trace will also be saved to user details.

**Response:**

The FRU callouts are calculated at the time of the failure. See the error log for the actual replacement strategy.

---

**B18111B2****Explanation:**

The received command did not have a valid checksum. Therefore, the command is considered corrupt.

**Response:**

The FRU callouts are calculated at the time of the failure. See the error log for the actual replacement strategy.

---

**B18111B3****Explanation:**

An error occurred while opening the GPIO pin.

**Response:**

The FRU callouts are calculated at the time of the failure. See the error log for the actual replacement strategy.

---

**B18111B4****Explanation:**

An error occurred while closing the GPIO pin.

**Response:**

The FRU callouts are calculated at the time of the failure. See the error log for the actual replacement strategy.

---

**B18111B5****Explanation:**

An error occurred while reading the GPIO pin.

**Response:**

The FRU callouts are calculated at the time of the failure. See the error log for the actual replacement strategy.

---

**B18111B6****Explanation:**

An error occurred while writing the GPIO pin.

**Response:**

The FRU callouts are calculated at the time of the failure. See the error log for the actual replacement strategy.

---

**B18111B7****Explanation:**

Error while calling IPMI API.

**Response:**

The FRU callouts are calculated at the time of the failure. See the error log for the actual replacement strategy.

---

**B18111B8****Explanation:**

Failed to send response to CMM

**Response:**

The FRU callouts are calculated at the time of the failure. See the error log for the actual replacement strategy.

---

**B18111B9****Explanation:**

Failed to configure the Slave IIC.

**Response:**

The FRU callouts are calculated at the time of the failure. See the error log for the actual replacement strategy.

---

**B18111BA****Explanation:**

Failed to reset the slave device

**Response:**

The FRU callouts are calculated at the time of the failure. See the error log for the actual replacement strategy.

---

**B18111BB****Explanation:**

Invalid eyecatcher received in the msg

**Response:**

The FRU callouts are calculated at the time of the failure. See the error log for the actual replacement strategy.

---

**B18111BC****Explanation:**

Invalid length received in the msg

**Response:**

The FRU callouts are calculated at the time of the failure. See the error log for the actual replacement strategy.

---

**B18111BD****Explanation:**

Invalid cmd received in the msg

**Response:**

The FRU callouts are calculated at the time of the failure. See the error log for the actual replacement strategy.

---

**B18111BE****Explanation:**

An error occurred while opening the iic for mezz card bus

**Response:**

The FRU callouts are calculated at the time of the failure. See the error log for the actual replacement strategy.

---

**B18111BF****Explanation:**

An error occurred while configuring the iic.

**Response:**

The FRU callouts are calculated at the time of the failure. See the error log for the actual replacement strategy.

---

**B18111C0****Explanation:**

An error occurred while writing data on the iic for mezz card

**Response:**

The FRU callouts are calculated at the time of the failure. See the error log for the actual replacement strategy.

---

**B18111C1****Explanation:**

An error occurred while reading data on the iic for mezz card

**Response:**

The FRU callouts are calculated at the time of the failure. See the error log for the actual replacement strategy.

---

**B18111C2****Explanation:**

Sql query failed to get the rids

**Response:**

The FRU callouts are calculated at the time of the failure. See the error log for the actual replacement strategy.

---

**B18111C3****Explanation:**

Error returned while retrieving the system model object

**Response:**

The FRU callouts are calculated at the time of the failure. See the error log for the actual replacement strategy.

---

**B1811300****Explanation:**

There was a problem in the way the function was called, or it an invalid parameter was passed to it.

**Response:**

If this is a tracking event, no service actions are required. Otherwise, use the FRU and procedure callouts detailed with the SRC to determine service actions.

---

**B1811301****Explanation:**

An invaled attribute was specified in an attribute parameter.

**Response:**

If this is a tracking event, no service actions are required. Otherwise, use the FRU and procedure callouts detailed with the SRC to determine service actions.

---

**B1811302****Explanation:**

An invalid address list was specified in the address list parameter.

**Response:**

If this is a tracking event, no service actions are required. Otherwise, use the FRU and procedure callouts detailed with the SRC to determine service actions.

---

**B1811303****Explanation:**

An error was encountered while trying to detect the SVPD read mode.

**Response:**

If this is a tracking event, no service actions are required. Otherwise, use the FRU and procedure callouts detailed with the SRC to determine service actions.

---

**B1811304****Explanation:**

The mode is unknown.

**Response:**

If this is a tracking event, no service actions are required. Otherwise, use the FRU and procedure callouts detailed with the SRC to determine service actions.

---

**B1811305****Explanation:**

An error was encountered by the external library interface.

**Response:**

If this is a tracking event, no service actions are required. Otherwise, use the FRU and procedure callouts detailed with the SRC to determine service actions.

---

**B1811306****Explanation:**

The external library interface received a zero-size data length from the svpd\_read\_data\_persistancy interface.

**Response:**

If this is a tracking event, no service actions are required. Otherwise, use the FRU and procedure callouts detailed with the SRC to determine service actions.

---

**B1811307****Explanation:**

A non-null value was detected in the data address pointed to by the data address pointer parameter; a null pointer is required.

**Response:**

If this is a tracking event, no service actions are required. Otherwise, use the FRU and procedure callouts detailed with the SRC to determine service actions.

---

**B1811308****Explanation:**

An error was encountered by the external library interface.

**Response:**

If this is a tracking event, no service actions are required. Otherwise, use the FRU and procedure callouts detailed with the SRC to determine service actions.

---

**B181130B****Explanation:**

Failed to open an I2C device.

**Response:**

If this is a tracking event, no service actions are required. Otherwise, use the FRU and procedure callouts detailed with the SRC to determine service actions.

---

**B181130C****Explanation:**

Failed to open an I2C device.

**Response:**

If this is a tracking event, no service actions are required. Otherwise, use the FRU and procedure

callouts detailed with the SRC to determine service actions.

---

**B181130D****Explanation:**

A first-failure-data-capture deadlock was encountered.

**Response:**

If this is a tracking event, no service actions are required. Otherwise, use the FRU and procedure callouts detailed with the SRC to determine service actions.

---

**B181130E****Explanation:**

Failed to configure the I2C bus.

**Response:**

If this is a tracking event, no service actions are required. Otherwise, use the FRU and procedure callouts detailed with the SRC to determine service actions.

---

**B181130F****Explanation:**

First-failure-data-capture unlock failed.

**Response:**

If this is a tracking event, no service actions are required. Otherwise, use the FRU and procedure callouts detailed with the SRC to determine service actions.

---

**B1811310****Explanation:**

First-failure-data-capture failed.

**Response:**

If this is a tracking event, no service actions are required. Otherwise, use the FRU and procedure callouts detailed with the SRC to determine service actions.

---

**B1811311****Explanation:**

Failed to read from an I2C device.

**Response:**

If this is a tracking event, no service actions are required. Otherwise, use the FRU and procedure callouts detailed with the SRC to determine service actions.

---

**B1811312****Explanation:**

Failed to read from an I2C device.

**Response:**

If this is a tracking event, no service actions are required. Otherwise, use the FRU and procedure

callouts detailed with the SRC to determine service actions.

---

**B1811313****Explanation:**

Failed to seek on an I2C ADAL handle.

**Response:**

If this is a tracking event, no service actions are required. Otherwise, use the FRU and procedure callouts detailed with the SRC to determine service actions.

---

**B1811314****Explanation:**

Failed to write to an I2C device.

**Response:**

If this is a tracking event, no service actions are required. Otherwise, use the FRU and procedure callouts detailed with the SRC to determine service actions.

---

**B1811315****Explanation:**

Invalid device information was passed to the IVPD library.

**Response:**

If this is a tracking event, no service actions are required. Otherwise, use the FRU and procedure callouts detailed with the SRC to determine service actions.

---

**B1811316****Explanation:**

Failed to close an I2C RDAL handle.

**Response:**

If this is a tracking event, no service actions are required. Otherwise, use the FRU and procedure callouts detailed with the SRC to determine service actions.

---

**B1811317****Explanation:**

Failed to close an I2C ADAL handle.

**Response:**

If this is a tracking event, no service actions are required. Otherwise, use the FRU and procedure callouts detailed with the SRC to determine service actions.

---

**B1811318****Explanation:**

An I2C bus node was not found.

**Response:**

If this is a tracking event, no service actions are required. Otherwise, use the FRU and procedure

callouts detailed with the SRC to determine service actions.

---

**B1811319****Explanation:**

An "invalid sub-bus" error was returned by the hub expansion processor.

**Response:**

If this is a tracking event, no service actions are required. Otherwise, use the FRU and procedure callouts detailed with the SRC to determine service actions.

---

**B181131C****Explanation:**

An "invalid command" error was returned by the hub expansion processor.

**Response:**

If this is a tracking event, no service actions are required. Otherwise, use the FRU and procedure callouts detailed with the SRC to determine service actions.

---

**B181131D****Explanation:**

An "invalid bus speed" error was returned by the hub expansion processor.

**Response:**

If this is a tracking event, no service actions are required. Otherwise, use the FRU and procedure callouts detailed with the SRC to determine service actions.

---

**B1811322****Explanation:**

An invalid operation was specified.

**Response:**

If this is a tracking event, no service actions are required. Otherwise, use the FRU and procedure callouts detailed with the SRC to determine service actions.

---

**B1811323****Explanation:**

The first level of basic input parameter validation failed.

**Response:**

If this is a tracking event, no service actions are required. Otherwise, use the FRU and procedure callouts detailed with the SRC to determine service actions.

---

**B1811324****Explanation:**

The process message request data size is invalid.

**Response:**

If this is a tracking event, no service actions are required. Otherwise, use the FRU and procedure callouts detailed with the SRC to determine service actions.

---

**B1811325****Explanation:**

There was insufficient data in the process message request.

**Response:**

If this is a tracking event, no service actions are required. Otherwise, use the FRU and procedure callouts detailed with the SRC to determine service actions.

---

**B1811326****Explanation:**

There was insufficient data in the process message request.

**Response:**

If this is a tracking event, no service actions are required. Otherwise, use the FRU and procedure callouts detailed with the SRC to determine service actions.

---

**B1811327****Explanation:**

SVPD\_get\_dev\_addr\_string failed and returned an error.

**Response:**

If this is a tracking event, no service actions are required. Otherwise, use the FRU and procedure callouts detailed with the SRC to determine service actions.

---

**B1811328****Explanation:**

Failed to reset the I2C engine or bus.

**Response:**

If this is a tracking event, no service actions are required. Otherwise, use the FRU and procedure callouts detailed with the SRC to determine service actions.

---

**B1811329****Explanation:**

An error occurred when trying to read the thermal sensor temperature data.

**Response:**

If this is a tracking event, no service actions are required. Otherwise, use the FRU and procedure callouts detailed with the SRC to determine service actions.

---

**B181132B**

**Explanation:**

A null pointer was received in an array parameter.

**Response:**

If this is a tracking event, no service actions are required. Otherwise, use the FRU and procedure callouts detailed with the SRC to determine service actions.

---

**B181132C****Explanation:**

An invalid device type was used to call a function.

**Response:**

If this is a tracking event, no service actions are required. Otherwise, use the FRU and procedure callouts detailed with the SRC to determine service actions.

---

**B181132D****Explanation:**

An invalid device type was used to call a function, or the register that was requested is not available on this chip.

**Response:**

If this is a tracking event, no service actions are required. Otherwise, use the FRU and procedure callouts detailed with the SRC to determine service actions.

---

**B181132E****Explanation:**

An invalid device type was used to call a function.

**Response:**

If this is a tracking event, no service actions are required. Otherwise, use the FRU and procedure callouts detailed with the SRC to determine service actions.

---

**B181132F****Explanation:**

A device was closed but never unlocked. This may cause I2C bus problems later.

**Response:**

If this is a tracking event, no service actions are required. Otherwise, use the FRU and procedure callouts detailed with the SRC to determine service actions.

---

**B1811330****Explanation:**

IVPD detected that the SEEPROM interface was called to access a non-SEEPROM device.

**Response:**

If this is a tracking event, no service actions are required. Otherwise, use the FRU and procedure

callouts detailed with the SRC to determine service actions.

---

**B1811334****Explanation:**

A node controller was missing from the address string that was received.

**Response:**

If this is a tracking event, no service actions are required. Otherwise, use the FRU and procedure callouts detailed with the SRC to determine service actions.

---

**B1811335****Explanation:**

An invalid node was found in the address string that was received.

**Response:**

If this is a tracking event, no service actions are required. Otherwise, use the FRU and procedure callouts detailed with the SRC to determine service actions.

---

**B1811336****Explanation:**

A node was missing in the address string that was received.

**Response:**

If this is a tracking event, no service actions are required. Otherwise, use the FRU and procedure callouts detailed with the SRC to determine service actions.

---

**B1811337****Explanation:**

An I2C device path was missing in address string that was received.

**Response:**

If this is a tracking event, no service actions are required. Otherwise, use the FRU and procedure callouts detailed with the SRC to determine service actions.

---

**B1811338****Explanation:**

A subbus address was missing in the address string that was received.

**Response:**

If this is a tracking event, no service actions are required. Otherwise, use the FRU and procedure callouts detailed with the SRC to determine service actions.

---

**B1811339****Explanation:**

Failed to configure the I2C bus for a module.

**Response:**

If this is a tracking event, no service actions are required. Otherwise, use the FRU and procedure callouts detailed with the SRC to determine service actions.

---

**B181133A**

**Explanation:**

Failed to open the I2C bus for a device.

**Response:**

If this is a tracking event, no service actions are required. Otherwise, use the FRU and procedure callouts detailed with the SRC to determine service actions.

---

**B181133D**

**Explanation:**

Tried to open the master I2C bus to a device, but it was already open.

**Response:**

If this is a tracking event, no service actions are required. Otherwise, use the FRU and procedure callouts detailed with the SRC to determine service actions.

---

**B181133E**

**Explanation:**

Failed to read the control registers of a module.

**Response:**

If this is a tracking event, no service actions are required. Otherwise, use the FRU and procedure callouts detailed with the SRC to determine service actions.

---

**B181133F**

**Explanation:**

Failed to send the read register command to a module.

**Response:**

If this is a tracking event, no service actions are required. Otherwise, use the FRU and procedure callouts detailed with the SRC to determine service actions.

---

**B1811340**

**Explanation:**

The last function sent failed after several retries.

**Response:**

If this is a tracking event, no service actions are required. Otherwise, use the FRU and procedure callouts detailed with the SRC to determine service actions.

---

**B1811341**

**Explanation:**

Unable to convert a bad device string into a device structure.

**Response:**

If this is a tracking event, no service actions are required. Otherwise, use the FRU and procedure callouts detailed with the SRC to determine service actions.

---

**B1811342**

**Explanation:**

Failed to reset the open master I2C bus.

**Response:**

If this is a tracking event, no service actions are required. Otherwise, use the FRU and procedure callouts detailed with the SRC to determine service actions.

---

**B1811343**

**Explanation:**

The master I2C bus going to the device to be read is not open.

**Response:**

If this is a tracking event, no service actions are required. Otherwise, use the FRU and procedure callouts detailed with the SRC to determine service actions.

---

**B1811344**

**Explanation:**

The node controller B I2C device path was missing in the string that was received.

**Response:**

If this is a tracking event, no service actions are required. Otherwise, use the FRU and procedure callouts detailed with the SRC to determine service actions.

---

**B1811345**

**Explanation:**

The address list that was created was not valid.

**Response:**

If this is a tracking event, no service actions are required. Otherwise, use the FRU and procedure callouts detailed with the SRC to determine service actions.

---

**B1811346**

**Explanation:**

Invalid ECC.

**Response:**

The FRU callouts are calculated at the time of the failure. See the error log for the actual replacement strategy.

---

**B1811347**

**Explanation:**

Invalid size returned.

**Response:**

The FRU callouts are calculated at the time of the failure. See the error log for the actual replacement strategy.

---

**B1811348****Explanation:**

Firmware informational log.

**Response:**

The FRU callouts are calculated at the time of the failure. See the error log for the actual replacement strategy.

---

**B1811355****Explanation:**

Reading DDR4 SPD pointer status before shifting the page.

**Response:**

The FRU callouts are calculated at the time of the failure. See the error log for the actual replacement strategy.

---

**B1811356****Explanation:**

Reading DDR4 SPD pointer status before shifting the page.

**Response:**

The FRU callouts are calculated at the time of the failure. See the error log for the actual replacement strategy.

---

**B1811357****Explanation:**

Shifting between the two halves of the DDR4 SPD failed.

**Response:**

The FRU callouts are calculated at the time of the failure. See the error log for the actual replacement strategy.

---

**B18113FF****Explanation:**

An attempt was made to call process functionality that is not supported at this time.

**Response:**

If this is a tracking event, no service actions are required. Otherwise, use the FRU and procedure callouts detailed with the SRC to determine service actions.

---

**B1811400****Explanation:**

Firmware Internal Error due to device driver open failure.

**Response:**

The FRU callouts are calculated at the time of the failure. See the error log for the actual replacement strategy.

---

**B1811401****Explanation:**

An invalid argument was passed to a function.

**Response:**

If this is a tracking event, no service actions are required. Otherwise, use the FRU and procedure callouts detailed with the SRC to determine service actions.

---

**B1811402****Explanation:**

A call to ADAP open failed for the secondary file descriptor.

**Response:**

If this is a tracking event, no service actions are required. Otherwise, use the FRU and procedure callouts detailed with the SRC to determine service actions.

---

**B1811403****Explanation:**

A function call failed.

**Response:**

If this is a tracking event, no service actions are required. Otherwise, use the FRU and procedure callouts detailed with the SRC to determine service actions.

---

**B1811404****Explanation:**

A function call failed.

**Response:**

If this is a tracking event, no service actions are required. Otherwise, use the FRU and procedure callouts detailed with the SRC to determine service actions.

---

**B1811405****Explanation:**

A function call failed.

**Response:**

If this is a tracking event, no service actions are required. Otherwise, use the FRU and procedure callouts detailed with the SRC to determine service actions.

---

**B1811406****Explanation:**



The message received was larger than the message buffer.

**Response:**

If this is a tracking event, no service actions are required. Otherwise, use the FRU and procedure callouts detailed with the SRC to determine service actions.

---

**B1811408**

**Explanation:**

An error occurred getting a valid handle.

**Response:**

The FRU callouts are calculated at the time of the failure. See the error log for the actual replacement strategy.

---

**B1811510**

**Explanation:**

Invalid data was received.

**Response:**

If this is a tracking event, no service actions are required. Otherwise, use the FRU and procedure callouts detailed with the SRC to determine service actions.

---

**B1811515**

**Explanation:**

A nonzero return code was returned by the smartchip.

**Response:**

If this is a tracking event, no service actions are required. Otherwise, use the FRU and procedure callouts detailed with the SRC to determine service actions.

---

**B1811530**

**Explanation:**

Unexpected null pointer, or zero, passed to routine.

**Response:**

If this is a tracking event, no service actions are required. Otherwise, use the FRU and procedure callouts detailed with the SRC to determine service actions.

---

**B1811531**

**Explanation:**

A null pointer was expected for a given parameter in this routine.

**Response:**

If this is a tracking event, no service actions are required. Otherwise, use the FRU and procedure callouts detailed with the SRC to determine service actions.

---

**B1811533**

**Explanation:**

Failed to obtain the svpd read mode.

**Response:**

If this is a tracking event, no service actions are required. Otherwise, use the FRU and procedure callouts detailed with the SRC to determine service actions.

---

**B1811534**

**Explanation:**

Failed to obtain svpd read mode.

**Response:**

If this is a tracking event, no service actions are required. Otherwise, use the FRU and procedure callouts detailed with the SRC to determine service actions.

---

**B1811535**

**Explanation:**

Failed to read the data persistency.

**Response:**

If this is a tracking event, no service actions are required. Otherwise, use the FRU and procedure callouts detailed with the SRC to determine service actions.

---

**B1811536**

**Explanation:**

Failed to obtain data from persistent memory in filemode. The file corresponding to the device given does not exist.

**Response:**

If this is a tracking event, no service actions are required. Otherwise, use the FRU and procedure callouts detailed with the SRC to determine service actions.

---

**B1811538**

**Explanation:**

Failed to write block data to persistent memory.

**Response:**

If this is a tracking event, no service actions are required. Otherwise, use the FRU and procedure callouts detailed with the SRC to determine service actions.

---

**B1811539**

**Explanation:**

Failed to obtain the block in filemode.

**Response:**

If this is a tracking event, no service actions are required. Otherwise, use the FRU and procedure callouts detailed with the SRC to determine service actions.

---

**B181153A**

**Explanation:**

The block that was searched for does not exist or contains invalid data in filemode.

**Response:**

If this is a tracking event, no service actions are required. Otherwise, use the FRU and procedure callouts detailed with the SRC to determine service actions.

---

**B181153B****Explanation:**

Invalid block data size in filemode.

**Response:**

If this is a tracking event, no service actions are required. Otherwise, use the FRU and procedure callouts detailed with the SRC to determine service actions.

---

**B181153E****Explanation:**

Invalid block name length.

**Response:**

If this is a tracking event, no service actions are required. Otherwise, use the FRU and procedure callouts detailed with the SRC to determine service actions.

---

**B1811540****Explanation:**

Failed to configure the UART.

**Response:**

If this is a tracking event, no service actions are required. Otherwise, use the FRU and procedure callouts detailed with the SRC to determine service actions.

---

**B1811541****Explanation:**

Failed to reset the UART.

**Response:**

If this is a tracking event, no service actions are required. Otherwise, use the FRU and procedure callouts detailed with the SRC to determine service actions.

---

**B1811542****Explanation:**

Failed to open a UART handle.

**Response:**

If this is a tracking event, no service actions are required. Otherwise, use the FRU and procedure callouts detailed with the SRC to determine service actions.

---

**B1811543****Explanation:**

Failed to close the UART device handle.

**Response:**

If this is a tracking event, no service actions are required. Otherwise, use the FRU and procedure callouts detailed with the SRC to determine service actions.

---

**B1811544****Explanation:**

Failed to write to the UART buffer.

**Response:**

If this is a tracking event, no service actions are required. Otherwise, use the FRU and procedure callouts detailed with the SRC to determine service actions.

---

**B1811545****Explanation:**

Failed to read data from the UART buffer.

**Response:**

If this is a tracking event, no service actions are required. Otherwise, use the FRU and procedure callouts detailed with the SRC to determine service actions.

---

**B1811546****Explanation:**

The size of the data written to the UART buffer is not equal to the size of the data that was sent to it.

**Response:**

If this is a tracking event, no service actions are required. Otherwise, use the FRU and procedure callouts detailed with the SRC to determine service actions.

---

**B1811547****Explanation:**

The data obtained from the UART is bigger than the expected data size.

**Response:**

If this is a tracking event, no service actions are required. Otherwise, use the FRU and procedure callouts detailed with the SRC to determine service actions.

---

**B1811549****Explanation:**

An error was returned when extracting the node ID from the device address string.

**Response:**

If this is a tracking event, no service actions are required. Otherwise, use the FRU and procedure callouts detailed with the SRC to determine service actions.

---

---

**B181154A****Explanation:**

Failed to check on the existence of the smartchip lock file.

**Response:**

If this is a tracking event, no service actions are required. Otherwise, use the FRU and procedure callouts detailed with the SRC to determine service actions.

---

**B181154B****Explanation:**

Failed to rename the smartchip lock file.

**Response:**

If this is a tracking event, no service actions are required. Otherwise, use the FRU and procedure callouts detailed with the SRC to determine service actions.

---

**B181154C****Explanation:**

Failed to rename the smartchip lock file, and thus failed to release the lock.

**Response:**

If this is a tracking event, no service actions are required. Otherwise, use the FRU and procedure callouts detailed with the SRC to determine service actions.

---

**B181154D****Explanation:**

Failed to open the smartchip lock file.

**Response:**

If this is a tracking event, no service actions are required. Otherwise, use the FRU and procedure callouts detailed with the SRC to determine service actions.

---

**B181154E****Explanation:**

Failed to write to the smartchip lock file.

**Response:**

If this is a tracking event, no service actions are required. Otherwise, use the FRU and procedure callouts detailed with the SRC to determine service actions.

---

**B181154F****Explanation:**

Failed to write to the smartchip lock file.

**Response:**

If this is a tracking event, no service actions are required. Otherwise, use the FRU and procedure

callouts detailed with the SRC to determine service actions.

---

**B1811550****Explanation:**

Failed to obtain a handle on the smartchip lock file.

**Response:**

If this is a tracking event, no service actions are required. Otherwise, use the FRU and procedure callouts detailed with the SRC to determine service actions.

---

**B1811551****Explanation:**

Failed to obtain a handle for the smartchip lock file.

**Response:**

If this is a tracking event, no service actions are required. Otherwise, use the FRU and procedure callouts detailed with the SRC to determine service actions.

---

**B1811552****Explanation:**

Device address format given is invalid.

**Response:**

If this is a tracking event, no service actions are required. Otherwise, use the FRU and procedure callouts detailed with the SRC to determine service actions.

---

**B1811553****Explanation:**

Failed to obtain the free space on a given smartchip.

**Response:**

If this is a tracking event, no service actions are required. Otherwise, use the FRU and procedure callouts detailed with the SRC to determine service actions.

---

**B1811554****Explanation:**

Failed to obtain the free space on a given smartchip.

**Response:**

If this is a tracking event, no service actions are required. Otherwise, use the FRU and procedure callouts detailed with the SRC to determine service actions.

---

**B1811555****Explanation:**

Failed to read a registry value.

**Response:**

If this is a tracking event, no service actions are required. Otherwise, use the FRU and procedure

callouts detailed with the SRC to determine service actions.

---

**B1811556****Explanation:**

Timed out waiting for a response from the universal asynchronous receiver/transmitter (UART) read buffer command.

**Response:**

If this is a tracking event, no service actions are required. Otherwise, use the FRU and procedure callouts detailed with the SRC to determine service actions.

---

**B1811557****Explanation:**

An invalid number of bytes was returned by a chip in response to a read command.

**Response:**

If this is a tracking event, no service actions are required. Otherwise, use the FRU and procedure callouts detailed with the SRC to determine service actions.

---

**B1811558****Explanation:**

Invalid process message operation.

**Response:**

If this is a tracking event, no service actions are required. Otherwise, use the FRU and procedure callouts detailed with the SRC to determine service actions.

---

**B1811559****Explanation:**

Failed to receive a request buffer from the process message interface.

**Response:**

If this is a tracking event, no service actions are required. Otherwise, use the FRU and procedure callouts detailed with the SRC to determine service actions.

---

**B181155A****Explanation:**

The process message request buffer had no data in it

**Response:**

If this is a tracking event, no service actions are required. Otherwise, use the FRU and procedure callouts detailed with the SRC to determine service actions.

---

**B181155B****Explanation:**

The smartchip request size is invalid.

**Response:**

If this is a tracking event, no service actions are required. Otherwise, use the FRU and procedure callouts detailed with the SRC to determine service actions.

---

**B181155C****Explanation:**

The smart chip packet size was not valid.

**Response:**

If this is a tracking event, no service actions are required. Otherwise, use the FRU and procedure callouts detailed with the SRC to determine service actions.

---

**B181155D****Explanation:**

Failed to unlock the UART FFDC.

**Response:**

If this is a tracking event, no service actions are required. Otherwise, use the FRU and procedure callouts detailed with the SRC to determine service actions.

---

**B181155E****Explanation:**

Failed to unlock the universal asynchronous receiver/transmitter (UART) RDAL failed.

**Response:**

If this is a tracking event, no service actions are required. Otherwise, use the FRU and procedure callouts detailed with the SRC to determine service actions.

---

**B181155F****Explanation:**

A first failure data capture (FFDC) at the thread level returned multiple blocks of data; this is invalid.

**Response:**

If this is a tracking event, no service actions are required. Otherwise, use the FRU and procedure callouts detailed with the SRC to determine service actions.

---

**B1811560****Explanation:**

A UART event extraction failed.

**Response:**

If this is a tracking event, no service actions are required. Otherwise, use the FRU and procedure callouts detailed with the SRC to determine service actions.

---

**B181156A****Explanation:**

A UART event extraction failed.

**Response:**

If this is a tracking event, no service actions are required. Otherwise, use the FRU and procedure callouts detailed with the SRC to determine service actions.

---

**B181156B**

**Explanation:**

Multiple attempts to recover from a chip communication failure have been made, and failed.

**Response:**

If this is a tracking event, no service actions are required. Otherwise, use the FRU and procedure callouts detailed with the SRC to determine service actions.

---

**B181156C**

**Explanation:**

A time-out occurred waiting for the response from the universal asynchronous receiver/transmitter (UART) read buffer command.

**Response:**

If this is a tracking event, no service actions are required. Otherwise, use the FRU and procedure callouts detailed with the SRC to determine service actions.

---

**B181156D**

**Explanation:**

A non-zero return code was returned by the chip.

**Response:**

If this is a tracking event, no service actions are required. Otherwise, use the FRU and procedure callouts detailed with the SRC to determine service actions.

---

**B181156E**

**Explanation:**

The chip responded to with a "receive ready" flag to a resynchronization request.

**Response:**

If this is a tracking event, no service actions are required. Otherwise, use the FRU and procedure callouts detailed with the SRC to determine service actions.

---

**B181156F**

**Explanation:**

The chip sent a response to a non-resynchronization request.

**Response:**

If this is a tracking event, no service actions are required. Otherwise, use the FRU and procedure

callouts detailed with the SRC to determine service actions.

---

**B1811570**

**Explanation:**

Sending a packet as a response to a chip resynchronization failed.

**Response:**

If this is a tracking event, no service actions are required. Otherwise, use the FRU and procedure callouts detailed with the SRC to determine service actions.

---

**B1811571**

**Explanation:**

A bad response was received from a chip.

**Response:**

If this is a tracking event, no service actions are required. Otherwise, use the FRU and procedure callouts detailed with the SRC to determine service actions.

---

**B1811572**

**Explanation:**

Failed to read the chip line status.

**Response:**

If this is a tracking event, no service actions are required. Otherwise, use the FRU and procedure callouts detailed with the SRC to determine service actions.

---

**B1811573**

**Explanation:**

Failed to write the chip line status changes to enable the port's DCR lines.

**Response:**

If this is a tracking event, no service actions are required. Otherwise, use the FRU and procedure callouts detailed with the SRC to determine service actions.

---

**B1811574**

**Explanation:**

Failed to write the chip line status changes to enable the chip reset line.

**Response:**

If this is a tracking event, no service actions are required. Otherwise, use the FRU and procedure callouts detailed with the SRC to determine service actions.

---

**B1811575**

**Explanation:**

Failed to write the chip line status changes to disable the chip reset line.

**Response:**

If this is a tracking event, no service actions are required. Otherwise, use the FRU and procedure callouts detailed with the SRC to determine service actions.

---

**B1811576****Explanation:**

Failed to reset the UART.

**Response:**

If this is a tracking event, no service actions are required. Otherwise, use the FRU and procedure callouts detailed with the SRC to determine service actions.

---

**B1811577****Explanation:**

Locking a binary semaphore failed when attempting to reserve a chip.

**Response:**

If this is a tracking event, no service actions are required. Otherwise, use the FRU and procedure callouts detailed with the SRC to determine service actions.

---

**B1811578****Explanation:**

Unlocking a binary semaphore failed when attempting to reserve a chip.

**Response:**

If this is a tracking event, no service actions are required. Otherwise, use the FRU and procedure callouts detailed with the SRC to determine service actions.

---

**B1811579****Explanation:**

Locking a binary semaphore failed when attempting to release a chip.

**Response:**

If this is a tracking event, no service actions are required. Otherwise, use the FRU and procedure callouts detailed with the SRC to determine service actions.

---

**B181157A****Explanation:**

Unlocking a binary semaphore failed when attempting to release a lock .

**Response:**

If this is a tracking event, no service actions are required. Otherwise, use the FRU and procedure callouts detailed with the SRC to determine service actions.

---

**B181157B****Explanation:**

The chip lock has been taken over due to two minutes of inactivity.

**Response:**

If this is a tracking event, no service actions are required. Otherwise, use the FRU and procedure callouts detailed with the SRC to determine service actions.

---

**B181157C****Explanation:**

The user number received to lock out the chip was invalid.

**Response:**

If this is a tracking event, no service actions are required. Otherwise, use the FRU and procedure callouts detailed with the SRC to determine service actions.

---

**B181157D****Explanation:**

The chip returned an unexpected response when attempting to lock out a chip.

**Response:**

If this is a tracking event, no service actions are required. Otherwise, use the FRU and procedure callouts detailed with the SRC to determine service actions.

---

**B181157E****Explanation:**

The attempt to delete aiocb failed.

**Response:**

If this is a tracking event, no service actions are required. Otherwise, use the FRU and procedure callouts detailed with the SRC to determine service actions.

---

**B181157F****Explanation:**

The RDAL UART event extraction call returned an invalid status.

**Response:**

If this is a tracking event, no service actions are required. Otherwise, use the FRU and procedure callouts detailed with the SRC to determine service actions.

---

**B1811580****Explanation:**

A device address string was received that shorter than 22 bytes.

**Response:**

If this is a tracking event, no service actions are required. Otherwise, use the FRU and procedure

callouts detailed with the SRC to determine service actions.

---

**B1811581****Explanation:**

The chip lock has been taken due to inactivity for a specified length of time, or the priority of the current user.

**Response:**

If this is a tracking event, no service actions are required. Otherwise, use the FRU and procedure callouts detailed with the SRC to determine service actions.

---

**B18115CC****Explanation:**

The smartchip for the device given is not reserved.

**Response:**

If this is a tracking event, no service actions are required. Otherwise, use the FRU and procedure callouts detailed with the SRC to determine service actions.

---

**B18115CD****Explanation:**

The smartchip is currently reserved by this caller.

**Response:**

If this is a tracking event, no service actions are required. Otherwise, use the FRU and procedure callouts detailed with the SRC to determine service actions.

---

**B18115CF****Explanation:**

The smartchip for the given device is locked by another user.

**Response:**

If this is a tracking event, no service actions are required. Otherwise, use the FRU and procedure callouts detailed with the SRC to determine service actions.

---

**B1812001****Explanation:**

The SPIF application received a signal.

**Response:**

If this is a tracking event, no service actions are required. Otherwise, use the FRU and procedure callouts detailed with the SRC to determine service actions.

---

**B1812002****Explanation:**

An internal function call has failed in SPIF.

**Response:**

If this is a tracking event, no service actions are required. Otherwise, use the FRU and procedure callouts detailed with the SRC to determine service actions.

---

**B1812003****Explanation:**

The pthread\_once POSIX function has returned an error in system power interface firmware (SPIF).

**Response:**

If this is a tracking event, no service actions are required. Otherwise, use the FRU and procedure callouts detailed with the SRC to determine service actions.

---

**B1812004****Explanation:**

The pthread\_setspecific POSIX function returned an error.

**Response:**

If this is a tracking event, no service actions are required. Otherwise, use the FRU and procedure callouts detailed with the SRC to determine service actions.

---

**B1812005****Explanation:**

An internal function call has failed in SPIF.

**Response:**

If this is a tracking event, no service actions are required. Otherwise, use the FRU and procedure callouts detailed with the SRC to determine service actions.

---

**B1812006****Explanation:**

System power interface firmware (SPIF) internal error.

**Response:**

If this is a tracking event, no service actions are required. Otherwise, use the FRU and procedure callouts detailed with the SRC to determine service actions.

---

**B1812007****Explanation:**

System power interface firmware (SPIF) internal error

**Response:**

If this is a tracking event, no service actions are required. Otherwise, use the FRU and procedure callouts detailed with the SRC to determine service actions.

---

**B1812008****Explanation:**

An invalid parameter was passed to a system power interface firmware (SPIF) function.

**Response:**

If this is a tracking event, no service actions are required. Otherwise, use the FRU and procedure callouts detailed with the SRC to determine service actions.

---

**B1812009**

**Explanation:**

The pthread\_mutex\_lock function returned an error in system power interface firmware (SPIF).

**Response:**

If this is a tracking event, no service actions are required. Otherwise, use the FRU and procedure callouts detailed with the SRC to determine service actions.

---

**B181200A**

**Explanation:**

The pthread\_mutex\_lock function returned an error in system power interface firmware (SPIF).

**Response:**

If this is a tracking event, no service actions are required. Otherwise, use the FRU and procedure callouts detailed with the SRC to determine service actions.

---

**B181200B**

**Explanation:**

System power interface firmware (SPIF) failed to create a software object necessary for further processing.

**Response:**

If this is a tracking event, no service actions are required. Otherwise, use the FRU and procedure callouts detailed with the SRC to determine service actions.

---

**B181200C**

**Explanation:**

System power interface firmware (SPIF) timed out waiting for a particular event.

**Response:**

If this is a tracking event, no service actions are required. Otherwise, use the FRU and procedure callouts detailed with the SRC to determine service actions.

---

**B181200D**

**Explanation:**

Error occurred during the updating of system power interface (SPIF) server's internal power state.

**Response:**

If this is a tracking event, no service actions are required. Otherwise, use the FRU and procedure callouts detailed with the SRC to determine service actions.

---

**B181200E**

**Explanation:**

SPIF detected invalid data.

**Response:**

If this is a tracking event, no service actions are required. Otherwise, use the FRU and procedure callouts detailed with the SRC to determine service actions.

---

**B181200F**

**Explanation:**

SPIF failed to synchronize with the power process.

**Response:**

If this is a tracking event, no service actions are required. Otherwise, use the FRU and procedure callouts detailed with the SRC to determine service actions.

---

**B1812010**

**Explanation:**

System power interface firmware (SPIF) communication error.

**Response:**

If this is a tracking event, no service actions are required. Otherwise, use the FRU and procedure callouts detailed with the SRC to determine service actions.

---

**B1812012**

**Explanation:**

System power interface firmware (SPIF) communication error.

**Response:**

If this is a tracking event, no service actions are required. Otherwise, use the FRU and procedure callouts detailed with the SRC to determine service actions.

---

**B1812013**

**Explanation:**

System power interface firmware (SPIF) communication error.

**Response:**

If this is a tracking event, no service actions are required. Otherwise, use the FRU and procedure callouts detailed with the SRC to determine service actions.

---

**B1812014**

**Explanation:**



System power interface firmware (SPIF) communication error.

**Response:**

If this is a tracking event, no service actions are required. Otherwise, use the FRU and procedure callouts detailed with the SRC to determine service actions.

---

**B1812015**

**Explanation:**

Error occurred in system power interface firmware (SPIF) while processing an error log object.

**Response:**

If this is a tracking event, no service actions are required. Otherwise, use the FRU and procedure callouts detailed with the SRC to determine service actions.

---

**B1812016**

**Explanation:**

Error occurred in system power interface firmware (SPIF) while processing an error log object.

**Response:**

If this is a tracking event, no service actions are required. Otherwise, use the FRU and procedure callouts detailed with the SRC to determine service actions.

---

**B1812017**

**Explanation:**

One of the spif\_queue mutexes could not be initialized.

**Response:**

If this is a tracking event, no service actions are required. Otherwise, use the FRU and procedure callouts detailed with the SRC to determine service actions.

---

**B1812018**

**Explanation:**

Error occurred while attempting to initialize SPIF thread condition variable.

**Response:**

If this is a tracking event, no service actions are required. Otherwise, use the FRU and procedure callouts detailed with the SRC to determine service actions.

---

**B1812019**

**Explanation:**

Error occurred while attempting to erase SPIF thread condition variable.

**Response:**

If this is a tracking event, no service actions are required. Otherwise, use the FRU and procedure

callouts detailed with the SRC to determine service actions.

---

**B181201A**

**Explanation:**

One of the spif\_queue mutexes could not be erased.

**Response:**

If this is a tracking event, no service actions are required. Otherwise, use the FRU and procedure callouts detailed with the SRC to determine service actions.

---

**B181201B**

**Explanation:**

System power interface firmware (SPIF) terminated the system because it detected a power fault.

**Response:**

If this is a tracking event, no service actions are required. Otherwise, use the FRU and procedure callouts detailed with the SRC to determine service actions.

---

**B181201C**

**Explanation:**

The pthread\_cond\_wait function returned an error in system power interface firmware (SPIF).

**Response:**

If this is a tracking event, no service actions are required. Otherwise, use the FRU and procedure callouts detailed with the SRC to determine service actions.

---

**B181201D**

**Explanation:**

A function call failed.

**Response:**

If this is a tracking event, no service actions are required. Otherwise, use the FRU and procedure callouts detailed with the SRC to determine service actions.

---

**B181201E**

**Explanation:**

The pthread\_cond\_signal function returned an error when called from system power interface firmware (SPIF).

**Response:**

If this is a tracking event, no service actions are required. Otherwise, use the FRU and procedure callouts detailed with the SRC to determine service actions.

---

**B181201F**

**Explanation:**

The pthread\_create function has failed in system power interface firmware (SPIF).

**Response:**

If this is a tracking event, no service actions are required. Otherwise, use the FRU and procedure callouts detailed with the SRC to determine service actions.

---

**B1812020**

**Explanation:**

System power interface firmware (SPIF) failed to cancel its threads.

**Response:**

If this is a tracking event, no service actions are required. Otherwise, use the FRU and procedure callouts detailed with the SRC to determine service actions.

---

**B1812021**

**Explanation:**

The pthread\_setcancelstate function returned an error.

**Response:**

If this is a tracking event, no service actions are required. Otherwise, use the FRU and procedure callouts detailed with the SRC to determine service actions.

---

**B1812023**

**Explanation:**

The pthread\_join function has failed to join the SPIF server threads.

**Response:**

If this is a tracking event, no service actions are required. Otherwise, use the FRU and procedure callouts detailed with the SRC to determine service actions.

---

**B1812024**

**Explanation:**

System power interface firmware (SPIF) communication error.

**Response:**

If this is a tracking event, no service actions are required. Otherwise, use the FRU and procedure callouts detailed with the SRC to determine service actions.

---

**B1812025**

**Explanation:**

System power interface firmware (SPIF) communication error.

**Response:**

If this is a tracking event, no service actions are required. Otherwise, use the FRU and procedure

callouts detailed with the SRC to determine service actions.

---

**B1812026**

**Explanation:**

System power interface firmware (SPIF) communication error.

**Response:**

If this is a tracking event, no service actions are required. Otherwise, use the FRU and procedure callouts detailed with the SRC to determine service actions.

---

**B1812027**

**Explanation:**

The SPIF server has routed an acknowledgment message to the command queue. This indicates an internal problem with the SPIF server.

**Response:**

If this is a tracking event, no service actions are required. Otherwise, use the FRU and procedure callouts detailed with the SRC to determine service actions.

---

**B1812028**

**Explanation:**

A command sent by SPIF was rejected by the power firmware.

**Response:**

If this is a tracking event, no service actions are required. Otherwise, use the FRU and procedure callouts detailed with the SRC to determine service actions.

---

**B1812029**

**Explanation:**

System power interface firmware (SPIF) communication error.

**Response:**

If this is a tracking event, no service actions are required. Otherwise, use the FRU and procedure callouts detailed with the SRC to determine service actions.

---

**B181202A**

**Explanation:**

System power interface firmware (SPIF) communication error.

**Response:**

If this is a tracking event, no service actions are required. Otherwise, use the FRU and procedure callouts detailed with the SRC to determine service actions.

---

**B181202B**

**Explanation:**

System power interface firmware (SPIF) communication error.

**Response:**

If this is a tracking event, no service actions are required. Otherwise, use the FRU and procedure callouts detailed with the SRC to determine service actions.

---

**B181202C****Explanation:**

System power interface firmware (SPIF) communication error.

**Response:**

If this is a tracking event, no service actions are required. Otherwise, use the FRU and procedure callouts detailed with the SRC to determine service actions.

---

**B181202D****Explanation:**

The SPIF client found that the SPIF server was not ready for communication.

**Response:**

If this is a tracking event, no service actions are required. Otherwise, use the FRU and procedure callouts detailed with the SRC to determine service actions.

---

**B181202E****Explanation:**

System power interface firmware (SPIF) communication error.

**Response:**

If this is a tracking event, no service actions are required. Otherwise, use the FRU and procedure callouts detailed with the SRC to determine service actions.

---

**B181202F****Explanation:**

System power interface firmware (SPIF) communication error.

**Response:**

If this is a tracking event, no service actions are required. Otherwise, use the FRU and procedure callouts detailed with the SRC to determine service actions.

---

**B1812030****Explanation:**

System power interface firmware (SPIF) communication error.

**Response:**

If this is a tracking event, no service actions are required. Otherwise, use the FRU and procedure callouts detailed with the SRC to determine service actions.

---

**B1812031****Explanation:**

System Power Interface firmware (SPIF) communication error.

**Response:**

If this is a tracking event, no service actions are required. Otherwise, use the FRU and procedure callouts detailed with the SRC to determine service actions.

---

**B1812032****Explanation:**

An error was caused by invalid arguments in SPIF.

**Response:**

If this is a tracking event, no service actions are required. Otherwise, use the FRU and procedure callouts detailed with the SRC to determine service actions.

---

**B1812033****Explanation:**

System power interface firmware (SPIF) communication error.

**Response:**

If this is a tracking event, no service actions are required. Otherwise, use the FRU and procedure callouts detailed with the SRC to determine service actions.

---

**B1812034****Explanation:**

System power interface firmware (SPIF) internal failure.

**Response:**

If this is a tracking event, no service actions are required. Otherwise, use the FRU and procedure callouts detailed with the SRC to determine service actions.

---

**B1812035****Explanation:**

System power interface firmware (SPIF) internal failure.

**Response:**

If this is a tracking event, no service actions are required. Otherwise, use the FRU and procedure callouts detailed with the SRC to determine service actions.

---

**B1812036**

**Explanation:**

The pthread\_detach function has failed to detach in system power interface firmware (SPIF).

**Response:**

If this is a tracking event, no service actions are required. Otherwise, use the FRU and procedure callouts detailed with the SRC to determine service actions.

---

**B1812037****Explanation:**

Error occurred while updating the operator (control) panel.

**Response:**

If this is a tracking event, no service actions are required. Otherwise, use the FRU and procedure callouts detailed with the SRC to determine service actions.

---

**B1812038****Explanation:**

Power on/off notification failed because of bad service processor state.

**Response:**

If this is a tracking event, no service actions are required. Otherwise, use the FRU and procedure callouts detailed with the SRC to determine service actions.

---

**B1812039****Explanation:**

Power off notification by SPIF to the service processor's state manager failed.

**Response:**

If this is a tracking event, no service actions are required. Otherwise, use the FRU and procedure callouts detailed with the SRC to determine service actions.

---

**B181203A****Explanation:**

Power on notification by SPIF to the service processor's state manager failed.

**Response:**

If this is a tracking event, no service actions are required. Otherwise, use the FRU and procedure callouts detailed with the SRC to determine service actions.

---

**B181203B****Explanation:**

The pthread\_cond\_timedwait() call timed out on a thread condition.

**Response:**

If this is a tracking event, no service actions are required. Otherwise, use the FRU and procedure callouts detailed with the SRC to determine service actions.

---

**B181203C****Explanation:**

The pthread\_cond\_timedwait function returned an error when called from system power interface firmware (SPIF).

**Response:**

If this is a tracking event, no service actions are required. Otherwise, use the FRU and procedure callouts detailed with the SRC to determine service actions.

---

**B181203D****Explanation:**

The error log is returned by SPIF when a queue is full.

**Response:**

If this is a tracking event, no service actions are required. Otherwise, use the FRU and procedure callouts detailed with the SRC to determine service actions.

---

**B181203E****Explanation:**

This error log is used by SPIF when the queue is empty.

**Response:**

If this is a tracking event, no service actions are required. Otherwise, use the FRU and procedure callouts detailed with the SRC to determine service actions.

---

**B181203F****Explanation:**

One of the two input parameters is NULL. The SPIF server cannot function without these parameters.

**Response:**

If this is a tracking event, no service actions are required. Otherwise, use the FRU and procedure callouts detailed with the SRC to determine service actions.

---

**B1812040****Explanation:**

System power interface firmware (SPIF) communication error.

**Response:**

If this is a tracking event, no service actions are required. Otherwise, use the FRU and procedure callouts detailed with the SRC to determine service actions.

---

**B1812041**

**Explanation:**

An internal function call has failed in SPIF.

**Response:**

If this is a tracking event, no service actions are required. Otherwise, use the FRU and procedure callouts detailed with the SRC to determine service actions.

---

**B1812042****Explanation:**

The SPIF client failed to send a message to the SPIF server.

**Response:**

If this is a tracking event, no service actions are required. Otherwise, use the FRU and procedure callouts detailed with the SRC to determine service actions.

---

**B1812043****Explanation:**

An internal function call has failed in SPIF.

**Response:**

If this is a tracking event, no service actions are required. Otherwise, use the FRU and procedure callouts detailed with the SRC to determine service actions.

---

**B1812044****Explanation:**

Unexpected data were detected by SPIF.

**Response:**

If this is a tracking event, no service actions are required. Otherwise, use the FRU and procedure callouts detailed with the SRC to determine service actions.

---

**B1812045****Explanation:**

An internal function call has failed in SPIF.

**Response:**

If this is a tracking event, no service actions are required. Otherwise, use the FRU and procedure callouts detailed with the SRC to determine service actions.

---

**B1812046****Explanation:**

An internal function call has failed in SPIF.

**Response:**

If this is a tracking event, no service actions are required. Otherwise, use the FRU and procedure callouts detailed with the SRC to determine service actions.

---

**B1812047****Explanation:**

System power interface firmware (SPIF) communication error.

**Response:**

If this is a tracking event, no service actions are required. Otherwise, use the FRU and procedure callouts detailed with the SRC to determine service actions.

---

**B1812048****Explanation:**

System power interface firmware (SPIF) internal error.

**Response:**

If this is a tracking event, no service actions are required. Otherwise, use the FRU and procedure callouts detailed with the SRC to determine service actions.

---

**B1812049****Explanation:**

Power-related function failed in SPIF

**Response:**

If this is a tracking event, no service actions are required. Otherwise, use the FRU and procedure callouts detailed with the SRC to determine service actions.

---

**B181204A****Explanation:**

A system power interface firmware (SPIF) command failed.

**Response:**

If this is a tracking event, no service actions are required. Otherwise, use the FRU and procedure callouts detailed with the SRC to determine service actions.

---

**B181204B****Explanation:**

System power interface firmware (SPIF) communication error.

**Response:**

If this is a tracking event, no service actions are required. Otherwise, use the FRU and procedure callouts detailed with the SRC to determine service actions.

---

**B1812101****Explanation:**

REMP initialization failed.

**Response:**

If this is a tracking event, no service actions are required. Otherwise, use the FRU and procedure callouts detailed with the SRC to determine service actions.

---

---

**B1812102****Explanation:**

Memory allocation failed.

**Response:**

If this is a tracking event, no service actions are required. Otherwise, use the FRU and procedure callouts detailed with the SRC to determine service actions.

---

**B1812103****Explanation:**

A failure occurred when creating a thread.

**Response:**

If this is a tracking event, no service actions are required. Otherwise, use the FRU and procedure callouts detailed with the SRC to determine service actions.

---

**B1812104****Explanation:**

A system call failed.

**Response:**

If this is a tracking event, no service actions are required. Otherwise, use the FRU and procedure callouts detailed with the SRC to determine service actions.

---

**B1812105****Explanation:**

A system call failed.

**Response:**

If this is a tracking event, no service actions are required. Otherwise, use the FRU and procedure callouts detailed with the SRC to determine service actions.

---

**B1812106****Explanation:**

A system call failed.

**Response:**

If this is a tracking event, no service actions are required. Otherwise, use the FRU and procedure callouts detailed with the SRC to determine service actions.

---

**B1812107****Explanation:**

An invalid parameter was passed to a function.

**Response:**

If this is a tracking event, no service actions are required. Otherwise, use the FRU and procedure callouts detailed with the SRC to determine service actions.

---

**B1812108****Explanation:**

Unable to create a message queue.

**Response:**

If this is a tracking event, no service actions are required. Otherwise, use the FRU and procedure callouts detailed with the SRC to determine service actions.

---

**B1812109****Explanation:**

An invalid command was received from an RPC device.

**Response:**

If this is a tracking event, no service actions are required. Otherwise, use the FRU and procedure callouts detailed with the SRC to determine service actions.

---

**B181210A****Explanation:**

The message had an invalid function ID.

**Response:**

If this is a tracking event, no service actions are required. Otherwise, use the FRU and procedure callouts detailed with the SRC to determine service actions.

---

**B181210B****Explanation:**

A call returned a time-out condition, but no time-out was specified.

**Response:**

If this is a tracking event, no service actions are required. Otherwise, use the FRU and procedure callouts detailed with the SRC to determine service actions.

---

**B181210C****Explanation:**

The file descriptor that was expected was not set after the system call.

**Response:**

If this is a tracking event, no service actions are required. Otherwise, use the FRU and procedure callouts detailed with the SRC to determine service actions.

---

**B181210D****Explanation:**

The CDAL call failed.

**Response:**

If this is a tracking event, no service actions are required. Otherwise, use the FRU and procedure

callouts detailed with the SRC to determine service actions.

---

**B181210E****Explanation:**

Unable to insert the initial events into the queue.

**Response:**

If this is a tracking event, no service actions are required. Otherwise, use the FRU and procedure callouts detailed with the SRC to determine service actions.

---

**B181210F****Explanation:**

An error occurred when removing a message from the queue.

**Response:**

If this is a tracking event, no service actions are required. Otherwise, use the FRU and procedure callouts detailed with the SRC to determine service actions.

---

**B1812110****Explanation:**

An error log was committed.

**Response:**

If this is a tracking event, no service actions are required. Otherwise, use the FRU and procedure callouts detailed with the SRC to determine service actions.

---

**B1812111****Explanation:**

The power lock error log was committed.

**Response:**

If this is a tracking event, no service actions are required. Otherwise, use the FRU and procedure callouts detailed with the SRC to determine service actions.

---

**B1812112****Explanation:**

The netc close operation failed.

**Response:**

If this is a tracking event, no service actions are required. Otherwise, use the FRU and procedure callouts detailed with the SRC to determine service actions.

---

**B1812113****Explanation:**

An error from the event manager was committed.

**Response:**

If this is a tracking event, no service actions are required. Otherwise, use the FRU and procedure

callouts detailed with the SRC to determine service actions.

---

**B1812114****Explanation:**

Unable to create a token queue.

**Response:**

If this is a tracking event, no service actions are required. Otherwise, use the FRU and procedure callouts detailed with the SRC to determine service actions.

---

**B1812115****Explanation:**

Unable to insert tokens into the token queue.

**Response:**

If this is a tracking event, no service actions are required. Otherwise, use the FRU and procedure callouts detailed with the SRC to determine service actions.

---

**B1812116****Explanation:**

The number of threads exceeded the maximum.

**Response:**

If this is a tracking event, no service actions are required. Otherwise, use the FRU and procedure callouts detailed with the SRC to determine service actions.

---

**B1812201****Explanation:**

An error occurred when the power lock (PLCK) interface was opening the lock data file.

**Response:**

If this is a tracking event, no service actions are required. Otherwise, use the FRU and procedure callouts detailed with the SRC to determine service actions.

---

**B1812202****Explanation:**

The power lock (PLCK) interface experienced an error when unlocking or closing the lock data file.

**Response:**

If this is a tracking event, no service actions are required. Otherwise, use the FRU and procedure callouts detailed with the SRC to determine service actions.

---

**B1812203****Explanation:**

The power lock interface experienced an error when initializing the header of the lock data file.

**Response:**

If this is a tracking event, no service actions are required. Otherwise, use the FRU and procedure callouts detailed with the SRC to determine service actions.

---

**B1812204****Explanation:**

Failed to read a registry value.

**Response:**

If this is a tracking event, no service actions are required. Otherwise, use the FRU and procedure callouts detailed with the SRC to determine service actions.

---

**B1812205****Explanation:**

An error occurred when the power lock (PLCK) interface was reading the lock data file.

**Response:**

If this is a tracking event, no service actions are required. Otherwise, use the FRU and procedure callouts detailed with the SRC to determine service actions.

---

**B1812206****Explanation:**

An error occurred when the power lock (PLCK) interface was updating the lock data file.

**Response:**

If this is a tracking event, no service actions are required. Otherwise, use the FRU and procedure callouts detailed with the SRC to determine service actions.

---

**B1812207****Explanation:**

The power lock (PLCK) interface experienced an error while trying to read the lock data file.

**Response:**

If this is a tracking event, no service actions are required. Otherwise, use the FRU and procedure callouts detailed with the SRC to determine service actions.

---

**B1812208****Explanation:**

The power lock (PLCK) interface experienced an error while trying to write to the lock data file.

**Response:**

If this is a tracking event, no service actions are required. Otherwise, use the FRU and procedure callouts detailed with the SRC to determine service actions.

---

**B1812209****Explanation:**

The power lock (PLCK) interface was not able to read the lock data file.

**Response:**

If this is a tracking event, no service actions are required. Otherwise, use the FRU and procedure callouts detailed with the SRC to determine service actions.

---

**B181220A****Explanation:**

An invalid pointer was passed into a function.

**Response:**

If this is a tracking event, no service actions are required. Otherwise, use the FRU and procedure callouts detailed with the SRC to determine service actions.

---

**B181220B****Explanation:**

An invalid parameter was passed into a function.

**Response:**

If this is a tracking event, no service actions are required. Otherwise, use the FRU and procedure callouts detailed with the SRC to determine service actions.

---

**B181220C****Explanation:**

The power state of the system was not valid for the IPL lock that was requested.

**Response:**

If this is a tracking event, no service actions are required. Otherwise, use the FRU and procedure callouts detailed with the SRC to determine service actions.

---

**B181220D****Explanation:**

The power lock (PLCK) interface could not determine the current power state of the system.

**Response:**

If this is a tracking event, no service actions are required. Otherwise, use the FRU and procedure callouts detailed with the SRC to determine service actions.

---

**B181220E****Explanation:**

Failed to open and lock the lock data file.

**Response:**

If this is a tracking event, no service actions are required. Otherwise, use the FRU and procedure callouts detailed with the SRC to determine service actions.



---

**B181220F****Explanation:**

Failed to close or unlock the power lock lock data file.

**Response:**

If this is a tracking event, no service actions are required. Otherwise, use the FRU and procedure callouts detailed with the SRC to determine service actions.

---

**B1812210****Explanation:**

A firmware component has used the power lock (PLCK) interface incorrectly.

**Response:**

If this is a tracking event, no service actions are required. Otherwise, use the FRU and procedure callouts detailed with the SRC to determine service actions.

---

**B1812211****Explanation:**

A firmware component has tried to use the power lock (PLCK) interface incorrectly.

**Response:**

If this is a tracking event, no service actions are required. Otherwise, use the FRU and procedure callouts detailed with the SRC to determine service actions.

---

**B1812212****Explanation:**

A firmware component has used the power lock (PLCK) interface incorrectly.

**Response:**

If this is a tracking event, no service actions are required. Otherwise, use the FRU and procedure callouts detailed with the SRC to determine service actions.

---

**B1812213****Explanation:**

An error occurred when the power lock (PLCK) interface was allocating memory.

**Response:**

If this is a tracking event, no service actions are required. Otherwise, use the FRU and procedure callouts detailed with the SRC to determine service actions.

---

**B1812214****Explanation:**

The power lock (PLCK) interface experienced a threading error

**Response:**

If this is a tracking event, no service actions are required. Otherwise, use the FRU and procedure callouts detailed with the SRC to determine service actions.

---

**B1812215****Explanation:**

An error occurred when removing the lock from the lock data file.

**Response:**

If this is a tracking event, no service actions are required. Otherwise, use the FRU and procedure callouts detailed with the SRC to determine service actions.

---

**B1812216****Explanation:**

The firmware component that requested the unlock operation did not have a lock on the lock data file.

**Response:**

If this is a tracking event, no service actions are required. Otherwise, use the FRU and procedure callouts detailed with the SRC to determine service actions.

---

**B1812218****Explanation:**

The requested IPL has been blocked by the power lock (PLCK) component. The IPL will proceed when the lock has been released.

**Response:**

If this is a tracking event, no service actions are required. Otherwise, use the FRU and procedure callouts detailed with the SRC to determine service actions.

---

**B1812219****Explanation:**

A value passed into a function was out of range.

**Response:**

If this is a tracking event, no service actions are required. Otherwise, use the FRU and procedure callouts detailed with the SRC to determine service actions.

---

**B181221A****Explanation:**

The power lock (PLCK) interface received an immediate IPL request and bypassed any existing power locks.

**Response:**

If this is a tracking event, no service actions are required. Otherwise, use the FRU and procedure callouts detailed with the SRC to determine service actions.

---

**B181221B****Explanation:**

The state manager (SMGR) firmware component has rejected an IPL request made by the power lock (PLCK) interface.

**Response:**

If this is a tracking event, no service actions are required. Otherwise, use the FRU and procedure callouts detailed with the SRC to determine service actions.

---

**B181221C****Explanation:**

A power IPL has already been requested and queued by the power lock (PLCK) interface. Therefore, this IPL request will be rejected.

**Response:**

If this is a tracking event, no service actions are required. Otherwise, use the FRU and procedure callouts detailed with the SRC to determine service actions.

---

**B181221D****Explanation:**

Failed to send a power-on event to the panel for the requested IPL.

**Response:**

If this is a tracking event, no service actions are required. Otherwise, use the FRU and procedure callouts detailed with the SRC to determine service actions.

---

**B181221E****Explanation:**

Failed to send a power-off event to the panel.

**Response:**

If this is a tracking event, no service actions are required. Otherwise, use the FRU and procedure callouts detailed with the SRC to determine service actions.

---

**B181221F****Explanation:**

The power lock (PLCK) process did not initialize correctly.

**Response:**

If this is a tracking event, no service actions are required. Otherwise, use the FRU and procedure callouts detailed with the SRC to determine service actions.

---

**B1812220****Explanation:**

The power lock (PLCK) process was did not initialize correctly.

**Response:**

If this is a tracking event, no service actions are required. Otherwise, use the FRU and procedure callouts detailed with the SRC to determine service actions.

---

**B1812221****Explanation:**

An invalid argument was passed into the timer thread.

**Response:**

If this is a tracking event, no service actions are required. Otherwise, use the FRU and procedure callouts detailed with the SRC to determine service actions.

---

**B1812222****Explanation:**

The power lock (PLCK) process received an unexpected signal.

**Response:**

If this is a tracking event, no service actions are required. Otherwise, use the FRU and procedure callouts detailed with the SRC to determine service actions.

---

**B1812223****Explanation:**

The power lock (PLCK) interface experienced a threading error

**Response:**

If this is a tracking event, no service actions are required. Otherwise, use the FRU and procedure callouts detailed with the SRC to determine service actions.

---

**B1812224****Explanation:**

A power IPL was already in progress, so another IPL lock could not be created.

**Response:**

If this is a tracking event, no service actions are required. Otherwise, use the FRU and procedure callouts detailed with the SRC to determine service actions.

---

**B1812225****Explanation:**

The power lock (PLCK) interface could not determine if a power on or power off was in progress.

**Response:**

If this is a tracking event, no service actions are required. Otherwise, use the FRU and procedure

callouts detailed with the SRC to determine service actions.

---

**B1812226****Explanation:**

Failed to write a registry value.

**Response:**

If this is a tracking event, no service actions are required. Otherwise, use the FRU and procedure callouts detailed with the SRC to determine service actions.

---

**B1812227****Explanation:**

The power lock (PLCK) interface experienced an error when indicating that a power IPL was started.

**Response:**

If this is a tracking event, no service actions are required. Otherwise, use the FRU and procedure callouts detailed with the SRC to determine service actions.

---

**B1812228****Explanation:**

The power lock (PLCK) interface was unable to determine the current firmware state.

**Response:**

If this is a tracking event, no service actions are required. Otherwise, use the FRU and procedure callouts detailed with the SRC to determine service actions.

---

**B1812229****Explanation:**

Failed to read a registry value.

**Response:**

If this is a tracking event, no service actions are required. Otherwise, use the FRU and procedure callouts detailed with the SRC to determine service actions.

---

**B181222A****Explanation:**

A firmware component has used the power lock (PLCK) interface incorrectly.

**Response:**

If this is a tracking event, no service actions are required. Otherwise, use the FRU and procedure callouts detailed with the SRC to determine service actions.

---

**B181222B****Explanation:**

The power lock (PLCK) interface was not able to determine the size of the lock data file.

**Response:**

If this is a tracking event, no service actions are required. Otherwise, use the FRU and procedure callouts detailed with the SRC to determine service actions.

---

**B181222C****Explanation:**

The power lock (PLCK) interface experienced a problem while determining how much time has elapsed.

**Response:**

If this is a tracking event, no service actions are required. Otherwise, use the FRU and procedure callouts detailed with the SRC to determine service actions.

---

**B181222D****Explanation:**

Failed to read a registry value.

**Response:**

If this is a tracking event, no service actions are required. Otherwise, use the FRU and procedure callouts detailed with the SRC to determine service actions.

---

**B181222E****Explanation:**

The power-on request cannot be processed because the system has not been granted the appropriate permission by the IPMI component.

**Response:**

If this is a tracking event, no service actions are required. Otherwise, use the FRU and procedure callouts detailed with the SRC to determine service actions.

---

**B181222F****Explanation:**

The original IPL request has been mapped to an APOR IPL type.

**Response:**

If this is a tracking event, no service actions are required. Otherwise, use the FRU and procedure callouts detailed with the SRC to determine service actions.

---

**B1812230****Explanation:**

Failed to read apor/armed from the registry.

**Response:**

If this is a tracking event, no service actions are required. Otherwise, use the FRU and procedure callouts detailed with the SRC to determine service actions.

---

**B1812231****Explanation:**

An invalid parameter passed into the function.

**Response:**

If this is a tracking event, no service actions are required. Otherwise, use the FRU and procedure callouts detailed with the SRC to determine service actions.

---

**B1812232****Explanation:**

Failed to read a registry value.

**Response:**

If this is a tracking event, no service actions are required. Otherwise, use the FRU and procedure callouts detailed with the SRC to determine service actions.

---

**B1812233****Explanation:**

Failed to read a registry value.

**Response:**

If this is a tracking event, no service actions are required. Otherwise, use the FRU and procedure callouts detailed with the SRC to determine service actions.

---

**B1812235****Explanation:**

Call to client API returned an error.

**Response:**

If this is a tracking event, no service actions are required. Otherwise, use the FRU and procedure callouts detailed with the SRC to determine service actions.

---

**B1812236****Explanation:**

Failed to acquire object reference. Trace will be added to the user details of the error log.

**Response:**

The FRU callouts are calculated at the time of the failure. See the error log for the actual replacement strategy.

---

**B1812301****Explanation:**

An unexpected signal was received.

**Response:**

If this is a tracking event, no service actions are required. Otherwise, use the FRU and procedure callouts detailed with the SRC to determine service actions.

---

**B1812302****Explanation:**

A fork operation failed.

**Response:**

If this is a tracking event, no service actions are required. Otherwise, use the FRU and procedure callouts detailed with the SRC to determine service actions.

---

**B1812305****Explanation:**

The function received less data than it was expecting.

**Response:**

If this is a tracking event, no service actions are required. Otherwise, use the FRU and procedure callouts detailed with the SRC to determine service actions.

---

**B1812306****Explanation:**

A synchronization failed.

**Response:**

If this is a tracking event, no service actions are required. Otherwise, use the FRU and procedure callouts detailed with the SRC to determine service actions.

---

**B1812307****Explanation:**

Internal Firmware error encountered.

**Response:**

The FRU callouts are calculated at the time of the failure. See the error log for the actual replacement strategy.

---

**B1812308****Explanation:**

A registry write failed.

**Response:**

If this is a tracking event, no service actions are required. Otherwise, use the FRU and procedure callouts detailed with the SRC to determine service actions.

---

**B1812309****Explanation:**

Failed to build a constructor.

**Response:**

If this is a tracking event, no service actions are required. Otherwise, use the FRU and procedure callouts detailed with the SRC to determine service actions.

---

**B181230A**

**Explanation:**

Failed to get an SRC.

**Response:**

If this is a tracking event, no service actions are required. Otherwise, use the FRU and procedure callouts detailed with the SRC to determine service actions.

---

**B181230B****Explanation:**

Firmware encountered an error in boot policy while rebooting service processor due to a factory reset operation.

**Response:**

The FRU callouts are calculated at the time of the failure. See the error log for the actual replacement strategy.

---

**B181230C****Explanation:**

An error occurred.

**Response:**

If this is a tracking event, no service actions are required. Otherwise, use the FRU and procedure callouts detailed with the SRC to determine service actions.

---

**B181230D****Explanation:**

An error occurred in an event monitor.

**Response:**

If this is a tracking event, no service actions are required. Otherwise, use the FRU and procedure callouts detailed with the SRC to determine service actions.

---

**B181230E****Explanation:**

A daemon was not ready.

**Response:**

If this is a tracking event, no service actions are required. Otherwise, use the FRU and procedure callouts detailed with the SRC to determine service actions.

---

**B181230F****Explanation:**

A function call failed.

**Response:**

If this is a tracking event, no service actions are required. Otherwise, use the FRU and procedure callouts detailed with the SRC to determine service actions.

---

**B1812310****Explanation:**

PLCK returned an error.

**Response:**

If this is a tracking event, no service actions are required. Otherwise, use the FRU and procedure callouts detailed with the SRC to determine service actions.

---

**B1812312****Explanation:**

A bad return code was received.

**Response:**

If this is a tracking event, no service actions are required. Otherwise, use the FRU and procedure callouts detailed with the SRC to determine service actions.

---

**B1812313****Explanation:**

A function call failed.

**Response:**

If this is a tracking event, no service actions are required. Otherwise, use the FRU and procedure callouts detailed with the SRC to determine service actions.

---

**B1812314****Explanation:**

The secondary service processor (or system controller) did not reach standby within the allotted time.

**Response:**

If this is a tracking event, no service actions are required. Otherwise, use the FRU and procedure callouts detailed with the SRC to determine service actions.

---

**B1812401****Explanation:**

Failed to read the wake-on-LAN policy from the registry.

**Response:**

If this is a tracking event, no service actions are required. Otherwise, use the FRU and procedure callouts detailed with the SRC to determine service actions.

---

**B1812402****Explanation:**

Failed to read the service processor role from the registry.

**Response:**

If this is a tracking event, no service actions are required. Otherwise, use the FRU and procedure callouts detailed with the SRC to determine service actions.

---

---

**B1812403****Explanation:**

Failed to read the system operation mode from the registry.

**Response:**

If this is a tracking event, no service actions are required. Otherwise, use the FRU and procedure callouts detailed with the SRC to determine service actions.

---

**B1812404****Explanation:**

Failed to read the service processor device driver level from the registry.

**Response:**

If this is a tracking event, no service actions are required. Otherwise, use the FRU and procedure callouts detailed with the SRC to determine service actions.

---

**B1812405****Explanation:**

Failed to write the wake-on-LAN policy to the registry.

**Response:**

If this is a tracking event, no service actions are required. Otherwise, use the FRU and procedure callouts detailed with the SRC to determine service actions.

---

**B1812406****Explanation:**

Failed to get the p0 file path from the registry.

**Response:**

If this is a tracking event, no service actions are required. Otherwise, use the FRU and procedure callouts detailed with the SRC to determine service actions.

---

**B1812407****Explanation:**

Failed to read svpd/WakeOnLAN from the registry.

**Response:**

If this is a tracking event, no service actions are required. Otherwise, use the FRU and procedure callouts detailed with the SRC to determine service actions.

---

**B1812410****Explanation:**

An error occurred when activating the wake-on-LAN hardware.

**Response:**

If this is a tracking event, no service actions are required. Otherwise, use the FRU and procedure

callouts detailed with the SRC to determine service actions.

---

**B1812411****Explanation:**

An error occurred when deactivating the wake-on-LAN hardware.

**Response:**

If this is a tracking event, no service actions are required. Otherwise, use the FRU and procedure callouts detailed with the SRC to determine service actions.

---

**B1812420****Explanation:**

Wake-on-LAN is not supported.

**Response:**

If this is a tracking event, no service actions are required. Otherwise, use the FRU and procedure callouts detailed with the SRC to determine service actions.

---

**B1812421****Explanation:**

Wake-on-LAN is not supported on this system because there is no Ethernet card.

**Response:**

If this is a tracking event, no service actions are required. Otherwise, use the FRU and procedure callouts detailed with the SRC to determine service actions.

---

**B1812422****Explanation:**

The value of the wake-on-LAN policy is not valid.

**Response:**

If this is a tracking event, no service actions are required. Otherwise, use the FRU and procedure callouts detailed with the SRC to determine service actions.

---

**B1812423****Explanation:**

Failed to get the current power state of the system.

**Response:**

If this is a tracking event, no service actions are required. Otherwise, use the FRU and procedure callouts detailed with the SRC to determine service actions.

---

**B1812424****Explanation:**

Failed to get the current wake-on-LAN policy.

**Response:**

If this is a tracking event, no service actions are required. Otherwise, use the FRU and procedure callouts detailed with the SRC to determine service actions.

---

**B1812425****Explanation:**

Failed to get the MAC address from VPD.

**Response:**

If this is a tracking event, no service actions are required. Otherwise, use the FRU and procedure callouts detailed with the SRC to determine service actions.

---

**B1812426****Explanation:**

Failed to determine from VPD whether wake-on-LAN is supported.

**Response:**

If this is a tracking event, no service actions are required. Otherwise, use the FRU and procedure callouts detailed with the SRC to determine service actions.

---

**B1812427****Explanation:**

Wake-on-LAN is not supported on the secondary service processor.

**Response:**

If this is a tracking event, no service actions are required. Otherwise, use the FRU and procedure callouts detailed with the SRC to determine service actions.

---

**B1812428****Explanation:**

Failed to get the status of a FRU from VPD.

**Response:**

If this is a tracking event, no service actions are required. Otherwise, use the FRU and procedure callouts detailed with the SRC to determine service actions.

---

**B1812429****Explanation:**

Failed to get the maximum number of field replaceable units (FRUs) from vital product data (VPD).

**Response:**

If this is a tracking event, no service actions are required. Otherwise, use the FRU and procedure callouts detailed with the SRC to determine service actions.

---

**B1812430****Explanation:**

Failed to start the wake-on-LAN process.

**Response:**

If this is a tracking event, no service actions are required. Otherwise, use the FRU and procedure callouts detailed with the SRC to determine service actions.

---

**B1812431****Explanation:**

Failed to create the process synchronization file for the wake-on-LAN process.

**Response:**

If this is a tracking event, no service actions are required. Otherwise, use the FRU and procedure callouts detailed with the SRC to determine service actions.

---

**B1812432****Explanation:**

Another wake-on-LAN process was already running.

**Response:**

If this is a tracking event, no service actions are required. Otherwise, use the FRU and procedure callouts detailed with the SRC to determine service actions.

---

**B1812433****Explanation:**

Failed to power on the system via wake-on-LAN.

**Response:**

If this is a tracking event, no service actions are required. Otherwise, use the FRU and procedure callouts detailed with the SRC to determine service actions.

---

**B1812434****Explanation:**

An error occurred while processing the wake-on-LAN interrupt.

**Response:**

If this is a tracking event, no service actions are required. Otherwise, use the FRU and procedure callouts detailed with the SRC to determine service actions.

---

**B1812435****Explanation:**

An error occurred while waiting for the wake-on-LAN interrupt.

**Response:**

If this is a tracking event, no service actions are required. Otherwise, use the FRU and procedure callouts detailed with the SRC to determine service actions.

---

**B1812440****Explanation:**

Failed to wait for the requested state of the wake-on-LAN interrupt.

**Response:**

If this is a tracking event, no service actions are required. Otherwise, use the FRU and procedure callouts detailed with the SRC to determine service actions.

---

**B1812441****Explanation:**

Failed to set the general purpose I/O pin to the appropriate level.

**Response:**

If this is a tracking event, no service actions are required. Otherwise, use the FRU and procedure callouts detailed with the SRC to determine service actions.

---

**B1812442****Explanation:**

Failed to close the general purpose I/O device driver.

**Response:**

If this is a tracking event, no service actions are required. Otherwise, use the FRU and procedure callouts detailed with the SRC to determine service actions.

---

**B1812443****Explanation:**

Failed to open the general purpose I/O device driver.

**Response:**

If this is a tracking event, no service actions are required. Otherwise, use the FRU and procedure callouts detailed with the SRC to determine service actions.

---

**B1812450****Explanation:**

Failed to shift the data into the target chip via the JTAG device driver.

**Response:**

If this is a tracking event, no service actions are required. Otherwise, use the FRU and procedure callouts detailed with the SRC to determine service actions.

---

**B1812451****Explanation:**

Failed to lock the JTAG device driver.

**Response:**

If this is a tracking event, no service actions are required. Otherwise, use the FRU and procedure

callouts detailed with the SRC to determine service actions.

---

**B1812452****Explanation:**

Failed to close the JTAG device driver.

**Response:**

If this is a tracking event, no service actions are required. Otherwise, use the FRU and procedure callouts detailed with the SRC to determine service actions.

---

**B1812453****Explanation:**

Failed to open the JTAG device driver.

**Response:**

If this is a tracking event, no service actions are required. Otherwise, use the FRU and procedure callouts detailed with the SRC to determine service actions.

---

**B18124A0****Explanation:**

Failed to initialize an asynchronous input/output control block.

**Response:**

If this is a tracking event, no service actions are required. Otherwise, use the FRU and procedure callouts detailed with the SRC to determine service actions.

---

**B18124A1****Explanation:**

Failed to create the context for an asynchronous input/output device driver.

**Response:**

If this is a tracking event, no service actions are required. Otherwise, use the FRU and procedure callouts detailed with the SRC to determine service actions.

---

**B18124A2****Explanation:**

Received the wrong number of asynchronous input/output control blocks from the AIO device driver.

**Response:**

If this is a tracking event, no service actions are required. Otherwise, use the FRU and procedure callouts detailed with the SRC to determine service actions.

---

**B18124A3****Explanation:**

Submitted the wrong number of asynchronous input/output control blocks to the AIO device driver.



**Response:**

If this is a tracking event, no service actions are required. Otherwise, use the FRU and procedure callouts detailed with the SRC to determine service actions.

---

**B18124A4****Explanation:**

Failed to delete the asynchronous input/output control block from memory.

**Response:**

If this is a tracking event, no service actions are required. Otherwise, use the FRU and procedure callouts detailed with the SRC to determine service actions.

---

**B18124A5****Explanation:**

Failed to delete the context for an asynchronous input/output device driver.

**Response:**

If this is a tracking event, no service actions are required. Otherwise, use the FRU and procedure callouts detailed with the SRC to determine service actions.

---

**B18124B0****Explanation:**

Failed to drive the input/output pin to the correct level.

**Response:**

If this is a tracking event, no service actions are required. Otherwise, use the FRU and procedure callouts detailed with the SRC to determine service actions.

---

**B18124B1****Explanation:**

Failed to close the general purpose input/output device driver.

**Response:**

If this is a tracking event, no service actions are required. Otherwise, use the FRU and procedure callouts detailed with the SRC to determine service actions.

---

**B18124B2****Explanation:**

Failed to open the general purpose input/output device driver.

**Response:**

If this is a tracking event, no service actions are required. Otherwise, use the FRU and procedure callouts detailed with the SRC to determine service actions.

---

**B18124B3****Explanation:**

Failed to initialize the general purpose input/output events.

**Response:**

If this is a tracking event, no service actions are required. Otherwise, use the FRU and procedure callouts detailed with the SRC to determine service actions.

---

**B18124C0****Explanation:**

Failed to shift data into the target chip via the JTAG device.

**Response:**

If this is a tracking event, no service actions are required. Otherwise, use the FRU and procedure callouts detailed with the SRC to determine service actions.

---

**B18124C1****Explanation:**

Failed to lock the JTAG device.

**Response:**

If this is a tracking event, no service actions are required. Otherwise, use the FRU and procedure callouts detailed with the SRC to determine service actions.

---

**B18124C2****Explanation:**

Failed to close the JTAG device.

**Response:**

If this is a tracking event, no service actions are required. Otherwise, use the FRU and procedure callouts detailed with the SRC to determine service actions.

---

**B18124C3****Explanation:**

Failed to open the JTAG device.

**Response:**

If this is a tracking event, no service actions are required. Otherwise, use the FRU and procedure callouts detailed with the SRC to determine service actions.

---

**B1812600****Explanation:**

A vital product data (VPD) error occurred.

**Response:**

Use the FRU and procedure callouts detailed with the SRC to determine service actions.

---

**B1812601****Explanation:**

An internal error occurred when processing a request in TMGT

---

**B1812602****Explanation:**

The sensors could not be read due to thermal monitoring being disabled

---

**B1812603****Explanation:**

The processor FRU RID is not present in the TMGT configuration tables

---

**B1812605****Explanation:**

The alert level is invalid

---

**B1812606****Explanation:**

The domain is invalid

---

**B1812607****Explanation:**

The o\_throttlePowerArray is NULL.

**Response:**

If this is a tracking event, no service actions are required. Otherwise, use the FRU and procedure callouts detailed with the SRC to determine service actions.

---

**B1812609****Explanation:**

Command to POWR via SPIF failed

---

**B181260A****Explanation:**

Request to CHIC/PRD failed

---

**B181260C****Explanation:**

OCC chip id is not unique

**Response:**

The FRU callouts are calculated at the time of the failure. See the error log for the actual replacement strategy.

---

**B181260E****Explanation:**

When the processors were being polled about their utilization levels, at least one processor returned an invalid status.

---

**B181260F****Explanation:**

The processor card's thermal index is invalid, or the function is not supported

---

**B1812611****Explanation:**

Invalid chip number

---

**B1812612****Explanation:**

Invalid message size

---

**B1812613****Explanation:**

GPIO read failure

---

**B1812614****Explanation:**

Registry read operation failure

---

**B1812615****Explanation:**

OCCs will be reset.

**Response:**

The FRU callouts are calculated at the time of the failure. See the error log for the actual replacement strategy.

---

**B1812616****Explanation:**

A critical error occurred on the thermal/power management device (TPMD); it is being disabled. An event occurred and the thermal/power management firmware may reduce performance (either memory throttling and/or a drop in processor frequency).

**Response:**

Log into ASMI by using the admin user ID. Select System Configuration. Then, select Power Management. Then, select Power and Performance Mode Setup. If the system power mode is nominal, no service action is required. Otherwise, contact your next level of support.

---

**B1812617****Explanation:**

There was a TPMD download failure in state 3.

**Response:**

If this is a tracking event, no service actions are required. Otherwise, use the FRU and procedure callouts detailed with the SRC to determine service actions.

---

**B1812618****Explanation:**

An I2C send failure was logged.

**Response:**

If this is a tracking event, no service actions are required. Otherwise, use the FRU and procedure

callouts detailed with the SRC to determine service actions.

---

**B1812619****Explanation:**

A checksum failure occurred.

**Response:**

If this is a tracking event, no service actions are required. Otherwise, use the FRU and procedure callouts detailed with the SRC to determine service actions.

---

**B181261A****Explanation:**

TPMF communications was not established, or an unsupported application was found.

**Response:**

If this is a tracking event, no service actions are required. Otherwise, use the FRU and procedure callouts detailed with the SRC to determine service actions.

---

**B181261B****Explanation:**

Invalid length in OCC response

**Response:**

The FRU callouts are calculated at the time of the failure. See the error log for the actual replacement strategy.

---

**B181261C****Explanation:**

The TPMF response has an invalid length.

**Response:**

If this is a tracking event, no service actions are required. Otherwise, use the FRU and procedure callouts detailed with the SRC to determine service actions.

---

**B181261D****Explanation:**

Bad FRU data received in OCC error log

**Response:**

The FRU callouts are calculated at the time of the failure. See the error log for the actual replacement strategy.

---

**B181261E****Explanation:**

A function call failed.

**Response:**

If this is a tracking event, no service actions are required. Otherwise, use the FRU and procedure callouts detailed with the SRC to determine service actions.

---

**B181261F****Explanation:**

The I2C interface controller failed to enable the I2C interface.

**Response:**

If this is a tracking event, no service actions are required. Otherwise, use the FRU and procedure callouts detailed with the SRC to determine service actions.

---

**B1812620****Explanation:**

chicReserve failed.

**Response:**

If this is a tracking event, no service actions are required. Otherwise, use the FRU and procedure callouts detailed with the SRC to determine service actions.

---

**B1812621****Explanation:**

chicRelease failed.

**Response:**

If this is a tracking event, no service actions are required. Otherwise, use the FRU and procedure callouts detailed with the SRC to determine service actions.

---

**B1812622****Explanation:**

A function call failed.

**Response:**

If this is a tracking event, no service actions are required. Otherwise, use the FRU and procedure callouts detailed with the SRC to determine service actions.

---

**B1812623****Explanation:**

An invalid thermal throttle value was passed in set command.

**Response:**

If this is a tracking event, no service actions are required. Otherwise, use the FRU and procedure callouts detailed with the SRC to determine service actions.

---

**B1812624****Explanation:**

OCC comm not established or command is not supported

**Response:**

The FRU callouts are calculated at the time of the failure. See the error log for the actual replacement strategy.

---

**B1812625****Explanation:**

Received zero entries back from chicGetCoreStatus call.

**Response:**

If this is a tracking event, no service actions are required. Otherwise, use the FRU and procedure callouts detailed with the SRC to determine service actions.

---

**B1812626****Explanation:**

"IPMI Throttle Watts" call failed when getting the maximum power cap.

**Response:**

If this is a tracking event, no service actions are required. Otherwise, use the FRU and procedure callouts detailed with the SRC to determine service actions.

---

**B1812627****Explanation:**

A failure occurred when trying to get a common card identification number (CCIN).

**Response:**

If this is a tracking event, no service actions are required. Otherwise, use the FRU and procedure callouts detailed with the SRC to determine service actions.

---

**B1812628****Explanation:**

Safe mode is complete.

**Response:**

If this is a tracking event, no service actions are required. Otherwise, use the FRU and procedure callouts detailed with the SRC to determine service actions.

---

**B1812629****Explanation:**

The thermal and power management firmware (TPMF) is not in a good state.

**Response:**

If this is a tracking event, no service actions are required. Otherwise, use the FRU and procedure callouts detailed with the SRC to determine service actions.

---

**B181262B****Explanation:**

The mode will not be changed - already in nominal mode.

**Response:**

If this is a tracking event, no service actions are required. Otherwise, use the FRU and procedure callouts detailed with the SRC to determine service actions.

---

**B181262C****Explanation:**

Unable to write the current power cap value to a registry.

**Response:**

If this is a tracking event, no service actions are required. Otherwise, use the FRU and procedure callouts detailed with the SRC to determine service actions.

---

**B181262D****Explanation:**

Mnfg mode is enabled and TPMF is oversubscribed.

**Response:**

If this is a tracking event, no service actions are required. Otherwise, use the FRU and procedure callouts detailed with the SRC to determine service actions.

---

**B181262E****Explanation:**

OCC Download failed after 3 retries. An event occurred and the thermal/power management firmware may reduce performance (either memory throttling and/or a drop in processor frequency).

**Response:**

Log into ASMI by using the admin user ID. Select System Configuration. Then, select Power Management. Then, select Power and Performance Mode Setup. If the system power mode is nominal, no service action is required. Otherwise, contact your next level of support.

---

**B181262F****Explanation:**

The mode will not be changed - already in nominal mode.

**Response:**

If this is a tracking event, no service actions are required. Otherwise, use the FRU and procedure callouts detailed with the SRC to determine service actions.

---

**B1812630****Explanation:**

Power required for memory exceeds power available for turbo.

**Response:**

If this is a tracking event, no service actions are required. Otherwise, use the FRU and procedure callouts detailed with the SRC to determine service actions.

---

**B1812631****Explanation:**

Power required for memory exceeds power available for nominal.

**Response:**

If this is a tracking event, no service actions are required. Otherwise, use the FRU and procedure callouts detailed with the SRC to determine service actions.

---

**B1812632****Explanation:**

A memory throttle validation failure occurred.

**Response:**

If this is a tracking event, no service actions are required. Otherwise, use the FRU and procedure callouts detailed with the SRC to determine service actions.

---

**B1812633****Explanation:**

Failed to get into the active state.

**Response:**

If this is a tracking event, no service actions are required. Otherwise, use the FRU and procedure callouts detailed with the SRC to determine service actions.

---

**B1812634****Explanation:**

OCC response sequence number mismatch.

**Response:**

If this is a tracking event, no service actions are required. Otherwise, use the FRU and procedure callouts detailed with the SRC to determine service actions.

---

**B1812635****Explanation:**

A TPMF voltage change timed out.

**Response:**

If this is a tracking event, no service actions are required. Otherwise, use the FRU and procedure callouts detailed with the SRC to determine service actions.

---

**B1812636****Explanation:**

Unable to calculate the system's ideal clock speed.

**Response:**

If this is a tracking event, no service actions are required. Otherwise, use the FRU and procedure callouts detailed with the SRC to determine service actions.

---

**B1812637****Explanation:**

The mode change that was required for concurrent maintenance failed.

**Response:**

If this is a tracking event, no service actions are required. Otherwise, use the FRU and procedure callouts detailed with the SRC to determine service actions.

---

**B1812638****Explanation:**

Informational message: the mode change was successful.

**Response:**

If this is a tracking event, no service actions are required. Otherwise, use the FRU and procedure callouts detailed with the SRC to determine service actions.

---

**B1812639****Explanation:**

When the thermal and power management firmware (TPMF) was polling for the utilization of each processor, no functional processor cores were found. At least one should have been found.

**Response:**

If this is a tracking event, no service actions are required. Otherwise, use the FRU and procedure callouts detailed with the SRC to determine service actions.

---

**B181263A****Explanation:**

An error occurred when trying to acquire an I2C bus lock.

**Response:**

If this is a tracking event, no service actions are required. Otherwise, use the FRU and procedure callouts detailed with the SRC to determine service actions.

---

**B181263B****Explanation:**

An error was returned from a function call.

**Response:**

If this is a tracking event, no service actions are required. Otherwise, use the FRU and procedure

callouts detailed with the SRC to determine service actions.

---

**B181263E****Explanation:**

An error occurred while parsing the power definitions file

**Response:**

If this is a tracking event, no service actions are required. Otherwise, use the FRU and procedure callouts detailed with the SRC to determine service actions.

---

**B181263F****Explanation:**

The default power mode specified in the def file is invalid

**Response:**

The FRU callouts are calculated at the time of the failure. See the error log for the actual replacement strategy.

---

**B1812640****Explanation:**

Consecutive PM Complex resets have failed, system will be left in safe mode

**Response:**

The FRU callouts are calculated at the time of the failure. See the error log for the actual replacement strategy.

---

**B1812644****Explanation:**

Memory throttle failure.

**Response:**

If this is a tracking event, no service actions are required. Otherwise, use the FRU and procedure callouts detailed with the SRC to determine service actions.

---

**B1812645****Explanation:**

The power meter config called with a null data pointer.

**Response:**

The FRU callouts are calculated at the time of the failure. See the error log for the actual replacement strategy.

---

**B1812647****Explanation:**

Fidle disable failure.

**Response:**

If this is a tracking event, no service actions are required. Otherwise, use the FRU and procedure

callouts detailed with the SRC to determine service actions.

---

**B1812649****Explanation:**

Outstanding TOIF work item(s) completed

**Response:**

The FRU callouts are calculated at the time of the failure. See the error log for the actual replacement strategy.

---

**B181264F****Explanation:**

Intermittent failure while determining the power supply type. Ensure that AC Power is input to all the power supplies in the server.

**Response:**

Log into ASMI by using the admin user ID. Select System Configuration. Then, select Power Management. Then, select Power and Performance Mode Setup. If the system power mode is nominal, no service action is required. Otherwise, contact your next level of support.

---

**B1812652****Explanation:**

Firmware encountered internal error while notifying data to CIM Service provider component

**Response:**

The FRU callouts are calculated at the time of the failure. See the error log for the actual replacement strategy.

---

**B1812653****Explanation:**

Failed to copy OCC command data to ECMD data buffer

**Response:**

The FRU callouts are calculated at the time of the failure. See the error log for the actual replacement strategy.

---

**B1812654****Explanation:**

Failed to find functional OCC Target

**Response:**

The FRU callouts are calculated at the time of the failure. See the error log for the actual replacement strategy.

---

**B1812655****Explanation:**

Failed to open memory config file

**Response:**

The FRU callouts are calculated at the time of the failure. See the error log for the actual replacement strategy.

---

**B1812656****Explanation:**

Unable to read OCC timeout values from system model

**Response:**

The FRU callouts are calculated at the time of the failure. See the error log for the actual replacement strategy.

---

**B1812657****Explanation:**

PHYP unable to read PCI card ID so cooling requirements are unknown

**Response:**

The FRU callouts are calculated at the time of the failure. See the error log for the actual replacement strategy.

---

**B1812658****Explanation:**

More cooling was requested but fans are already at the ceiling

**Response:**

The FRU callouts are calculated at the time of the failure. See the error log for the actual replacement strategy.

---

**B1812659****Explanation:**

Failed to get sensor readings from THRM

**Response:**

The FRU callouts are calculated at the time of the failure. See the error log for the actual replacement strategy.

---

**B1812660****Explanation:**

Out of out bounds parameter in the TMGT DPS Tunable Parm Table

**Response:**

The FRU callouts are calculated at the time of the failure. See the error log for the actual replacement strategy.

---

**B1812661****Explanation:**

There is a mismatch in the tuning parm unit type of the table and the file

**Response:**

The FRU callouts are calculated at the time of the failure. See the error log for the actual replacement strategy.

---

**B1812662****Explanation:**

Tunable parameter found in tuning parm file that isn't in default parm table

**Response:**

The FRU callouts are calculated at the time of the failure. See the error log for the actual replacement strategy.

---

**B1812663****Explanation:**

Service processor firmware received invalid data from On Chip Controller

**Response:**

The FRU callouts are calculated at the time of the failure. See the error log for the actual replacement strategy.

---

**B1812664****Explanation:**

getTopLevelTarget did not return system target

**Response:**

The FRU callouts are calculated at the time of the failure. See the error log for the actual replacement strategy.

---

**B181268A****Explanation:**

Changing to a new state or mode is not supported.

**Response:**

If this is a tracking event, no service actions are required. Otherwise, use the FRU and procedure callouts detailed with the SRC to determine service actions.

---

**B181268B****Explanation:**

There was an error writing the new TPMF state to the registry.

**Response:**

If this is a tracking event, no service actions are required. Otherwise, use the FRU and procedure callouts detailed with the SRC to determine service actions.

---

**B18126B9****Explanation:**

Powercap calculation and distribution have been completed

**Response:**

If this is a tracking event, no service actions are required. Otherwise, use the FRU and procedure callouts detailed with the SRC to determine service actions.

---

**B18126C0****Explanation:**

A code update is in progress.

**Response:**

The FRU callouts are calculated at the time of the failure. See the error log for the actual replacement strategy.

---

**B18126C1****Explanation:**

A code update is in progress, but reset failed (system in safe mode).

**Response:**

The FRU callouts are calculated at the time of the failure. See the error log for the actual replacement strategy.

---

**B18126FD****Explanation:**

EnergyScale FFDC data

**Response:**

The FRU callouts are calculated at the time of the failure. See the error log for the actual replacement strategy.

---

**B1812701****Explanation:**

An invalid voltage control command was received.

**Response:**

If this is a tracking event, no service actions are required. Otherwise, use the FRU and procedure callouts detailed with the SRC to determine service actions.

---

**B1812702****Explanation:**

The daemon received a message with an invalid function field.

**Response:**

If this is a tracking event, no service actions are required. Otherwise, use the FRU and procedure callouts detailed with the SRC to determine service actions.

---

**B1812707****Explanation:**

The POWR server wasn't ready for the command it was sent.

**Response:**

If this is a tracking event, no service actions are required. Otherwise, use the FRU and procedure callouts detailed with the SRC to determine service actions.

---

**B181270E****Explanation:**

The daemon received a request while running on the secondary service processor.

**Response:**

If this is a tracking event, no service actions are required. Otherwise, use the FRU and procedure callouts detailed with the SRC to determine service actions.

---

**B181270F****Explanation:**

There is no processor data to give SVPD and no error and may be the result of no installed processor rids.

**Response:**

The FRU callouts are calculated at the time of the failure. See the error log for the actual replacement strategy.

---

**B1812713****Explanation:**

Invalid cooling zone number

**Response:**

The FRU callouts are calculated at the time of the failure. See the error log for the actual replacement strategy.

---

**B1812714****Explanation:**

Fan RPM floor outside of limits

**Response:**

The FRU callouts are calculated at the time of the failure. See the error log for the actual replacement strategy.

---

**B1812715****Explanation:**

Cannot set CoolingZone RPM floor successfully

**Response:**

The FRU callouts are calculated at the time of the failure. See the error log for the actual replacement strategy.

---

**B1812716****Explanation:**

Cannot increase CoolingZone RPM

**Response:**

The FRU callouts are calculated at the time of the failure. See the error log for the actual replacement strategy.

---

**B1812718****Explanation:**



The given fan number could not be found in the list of fan objects.

**Response:**

The FRU callouts are calculated at the time of the failure. See the error log for the actual replacement strategy.

---

**B18127C0**

**Explanation:**

The "power off unit" command failed.

**Response:**

If this is a tracking event, no service actions are required. Otherwise, use the FRU and procedure callouts detailed with the SRC to determine service actions.

---

**B1812801**

**Explanation:**

An internal error occurred.

**Response:**

If this is a tracking event, no service actions are required. Otherwise, use the FRU and procedure callouts detailed with the SRC to determine service actions.

---

**B1812802**

**Explanation:**

A secondary error occurred.

**Response:**

If this is a tracking event, no service actions are required. Otherwise, use the FRU and procedure callouts detailed with the SRC to determine service actions.

---

**B1812803**

**Explanation:**

The array depth was not valid.

**Response:**

If this is a tracking event, no service actions are required. Otherwise, use the FRU and procedure callouts detailed with the SRC to determine service actions.

---

**B1812804**

**Explanation:**

Non-terminated input was found.

**Response:**

If this is a tracking event, no service actions are required. Otherwise, use the FRU and procedure callouts detailed with the SRC to determine service actions.

---

**B1812805**

**Explanation:**

The input was null.

**Response:**

If this is a tracking event, no service actions are required. Otherwise, use the FRU and procedure callouts detailed with the SRC to determine service actions.

---

**B1812806**

**Explanation:**

The input was not valid.

**Response:**

If this is a tracking event, no service actions are required. Otherwise, use the FRU and procedure callouts detailed with the SRC to determine service actions.

---

**B1812809**

**Explanation:**

The instance was not valid.

**Response:**

If this is a tracking event, no service actions are required. Otherwise, use the FRU and procedure callouts detailed with the SRC to determine service actions.

---

**B1812A00**

**Explanation:**

This is a general TPMD (thermal/power management device) firmware SRC. See the callouts to determine the service actions.

**Response:**

If this is a tracking event, no service actions are required. Otherwise, use the FRU and procedure callouts detailed with the SRC to determine service actions.

---

**B1812A01**

**Explanation:**

This is an informational SRC; no service actions are required. It indicates that the system made a periodic call home with system power and thermal information.

**Response:**

If this is a tracking event, no service actions are required. Otherwise, use the FRU and procedure callouts detailed with the SRC to determine service actions.

---

**B1812A02**

**Explanation:**

This is an informational SRC; no service actions are required. It indicates that the TPMD (thermal/power management device) is about to be reset.

**Response:**

If this is a tracking event, no service actions are required. Otherwise, use the FRU and procedure

callouts detailed with the SRC to determine service actions.

---

**B1812A03****Explanation:**

A communication failure between the TPMD (thermal/power management device) and the service processor occurred.

**Response:**

If this is a tracking event, no service actions are required. Otherwise, use the FRU and procedure callouts detailed with the SRC to determine service actions.

---

**B1812A05****Explanation:**

This is an informational SRC; no service actions are required. It indicates that a power supply event was detected.

**Response:**

If this is a tracking event, no service actions are required. Otherwise, use the FRU and procedure callouts detailed with the SRC to determine service actions.

---

**B1812A06****Explanation:**

Failure to hold a hard power cap. An event occurred and the thermal/power management firmware may reduce performance (either memory throttling and/or a drop in processor frequency).

**Response:**

Log into ASMI by using the admin user ID. Select System Configuration. Then, select Power Management. Then, select Power and Performance Mode Setup. If the system power mode is nominal, no service action is required. Otherwise, contact your next level of support.

---

**B1812A08****Explanation:**

This is an informational SRC; no service actions are required. It indicates a fan increase was requested and the fan is already in full speed.

**Response:**

If this is a tracking event, no service actions are required. Otherwise, use the FRU and procedure callouts detailed with the SRC to determine service actions.

---

**B1812A09****Explanation:**

A timeout failure occurred while reading a FRU temperature. An event occurred and the thermal/power management firmware may reduce

performance (either memory throttling and/or a drop in processor frequency).

**Response:**

Log into ASMI by using the admin user ID. Select System Configuration. Then, select Power Management. Then, select Power and Performance Mode Setup. If the system power mode is nominal, no service action is required. Otherwise, contact your next level of support.

---

**B1812A10****Explanation:**

The TPMD (thermal/power management device) was unable to enforce thermal limits on a processor. An event occurred and the thermal/power management firmware may reduce performance (either memory throttling and/or a drop in processor frequency).

**Response:**

Log into ASMI by using the admin user ID. Select System Configuration. Then, select Power Management. Then, select Power and Performance Mode Setup. If the system power mode is nominal, no service action is required. Otherwise, contact your next level of support.

---

**B1812A11****Explanation:**

The TPMD (thermal/power management device) failed to communicate with a processor over the I2C bus. An event occurred and the thermal/power management firmware may reduce performance (either memory throttling and/or a drop in processor frequency).

**Response:**

Log into ASMI by using the admin user ID. Select System Configuration. Then, select Power Management. Then, select Power and Performance Mode Setup. If the system power mode is nominal, no service action is required. Otherwise, contact your next level of support.

---

**B1812A12****Explanation:**

The TPMD (thermal/power management device) detected a failure of a processor due to a timeout on special wake-up, reaching the voltage target, waiting for PMC idle, or changing frequency.

**Response:**

If this is a tracking event, no service actions are required. Otherwise, use the FRU and procedure callouts detailed with the SRC to determine service actions.

---

**B1812A13****Explanation:**

All DTS (digital thermal sensor) temperatures read from a processor core were zero.

**Response:**

If this is a tracking event, no service actions are required. Otherwise, use the FRU and procedure callouts detailed with the SRC to determine service actions.

---

**B1812A15****Explanation:**

Unsupported process EC level.

**Response:**

If this is a tracking event, no service actions are required. Otherwise, use the FRU and procedure callouts detailed with the SRC to determine service actions.

---

**B1812A16****Explanation:**

An processor scom failure was detected.

**Response:**

If this is a tracking event, no service actions are required. Otherwise, use the FRU and procedure callouts detailed with the SRC to determine service actions.

---

**B1812A17****Explanation:**

A generic failure has been detected coming from the SSX operating system.

**Response:**

If this is a tracking event, no service actions are required. Otherwise, use the FRU and procedure callouts detailed with the SRC to determine service actions.

---

**B1812A18****Explanation:**

A failure to handshake with an external firmware entity occurred.

**Response:**

If this is a tracking event, no service actions are required. Otherwise, use the FRU and procedure callouts detailed with the SRC to determine service actions.

---

**B1812A19****Explanation:**

A workload optimized frequency (WOF) failure was detected.

**Response:**

If this is a tracking event, no service actions are required. Otherwise, use the FRU and procedure callouts detailed with the SRC to determine service actions.

---

**B1812A20****Explanation:**

There was a thermal failure logged against a VRM (voltage regulator module).

**Response:**

If this is a tracking event, no service actions are required. Otherwise, use the FRU and procedure callouts detailed with the SRC to determine service actions.

---

**B1812A21****Explanation:**

The TPMD (thermal/power management device) failed to communicate with a VRM (voltage regulator module) over the I2C bus.

**Response:**

If this is a tracking event, no service actions are required. Otherwise, use the FRU and procedure callouts detailed with the SRC to determine service actions.

---

**B1812A22****Explanation:**

This is an informational SRC; no service actions are required. It indicates a thermal VRM (voltage regulator module) fan signal has been asserted.

**Response:**

If this is a tracking event, no service actions are required. Otherwise, use the FRU and procedure callouts detailed with the SRC to determine service actions.

---

**B1812A30****Explanation:**

There was a thermal failure logged against a memory DIMM. An event occurred and the thermal/power management firmware may reduce performance (either memory throttling and/or a drop in processor frequency).

**Response:**

Log into ASMI by using the admin user ID. Select System Configuration. Then, select Power Management. Then, select Power and Performance Mode Setup. If the system power mode is nominal, no service action is required. Otherwise, contact your next level of support.

---

**B1812A33****Explanation:**

A frequency limited due to over subscription condition was detected. An event occurred and the thermal/power management firmware may reduce performance (either memory throttling and/or a drop in processor frequency).

**Response:**

Log into ASMI by using the admin user ID. Select System Configuration. Then, select Power Management. Then, select Power and Performance Mode Setup. If the system power mode is nominal, no service action is required. Otherwise, contact your next level of support.

## Failing Item

- [TPMD\\_OV](#)

---

### B1812A40

#### Explanation:

The firmware has detected an over temperature in the memory controller(s). An event occurred and the thermal/power management firmware may reduce performance (either memory throttling and/or a drop in processor frequency).

#### Response:

Log into ASMI by using the admin user ID. Select System Configuration. Then, select Power Management. Then, select Power and Performance Mode Setup. If the system power mode is nominal, no service action is required. Otherwise, contact your next level of support.

---

### B1812A41

#### Explanation:

Memory Buffer Chip in-band scom failure.

#### Response:

If this is a tracking event, no service actions are required. Otherwise, use the FRU and procedure callouts detailed with the SRC to determine service actions.

---

### B1812A42

#### Explanation:

Memory Buffer chip has an unexpected FIR bit set.

#### Response:

If this is a tracking event, no service actions are required. Otherwise, use the FRU and procedure callouts detailed with the SRC to determine service actions.

---

### B1812A50

#### Explanation:

The TPMD (thermal/power management device) was unable to enforce thermal limits on a GX hub.

#### Response:

If this is a tracking event, no service actions are required. Otherwise, use the FRU and procedure callouts detailed with the SRC to determine service actions.

---

### B1812A60

#### Explanation:

Throttling occurred in nominal or turbo mode due to a thermal limit being reached on a processor, memory DIMM, or memory controller.

#### Response:

If this is a tracking event, no service actions are required. Otherwise, use the FRU and procedure callouts detailed with the SRC to determine service actions.

---

### B1812A61

#### Explanation:

Throttling occurred in nominal or turbo mode due to the bulk power limit being reached with both power supplies good. An event occurred and the thermal/power management firmware may reduce performance (either memory throttling and/or a drop in processor frequency).

#### Response:

Log into ASMI by using the admin user ID. Select System Configuration. Then, select Power Management. Then, select Power and Performance Mode Setup. If the system power mode is nominal, no service action is required. Otherwise, contact your next level of support.

---

### B1812A70

#### Explanation:

The TPMD (thermal/power management device) failed to communicate with a DCA (distributed converter assembly).

#### Response:

If this is a tracking event, no service actions are required. Otherwise, use the FRU and procedure callouts detailed with the SRC to determine service actions.

---

### B1812A80

#### Explanation:

A communication error between a processor and the QVRM was detected.

#### Response:

If this is a tracking event, no service actions are required. Otherwise, use the FRU and procedure callouts detailed with the SRC to determine service actions.

---

### B1812A82

#### Explanation:

An IO hub to DCCA communication failure occurred. One of the DCCAs is not present, is defective, or has lost power.

#### Response:

If this is a tracking event, no service actions are required. Otherwise, use the FRU and procedure

callouts detailed with the SRC to determine service actions.

---

**B1812A90****Explanation:**

The TPMD (thermal/power management device) detected an A/D (analog to digital) calibration failure.

**Response:**

If this is a tracking event, no service actions are required. Otherwise, use the FRU and procedure callouts detailed with the SRC to determine service actions.

---

**B1812AA0****Explanation:**

A communication failure over the I2C bus to the I/O chip was detected.

**Response:**

If this is a tracking event, no service actions are required. Otherwise, use the FRU and procedure callouts detailed with the SRC to determine service actions.

---

**B1812AA1****Explanation:**

A timeout failure of the I/O chip was detected.

**Response:**

If this is a tracking event, no service actions are required. Otherwise, use the FRU and procedure callouts detailed with the SRC to determine service actions.

---

**B1812AB0****Explanation:**

A failure to enable a hardware related function occurred.

**Response:**

If this is a tracking event, no service actions are required. Otherwise, use the FRU and procedure callouts detailed with the SRC to determine service actions.

---

**B1812AB1****Explanation:**

This is an informational SRC; no service actions are required. It indicates the GPE halted due to a checkstop. An event occurred and the thermal/power management firmware may reduce performance (either memory throttling and/or a drop in processor frequency).

**Response:**

Log into ASMI by using the admin user ID. Select System Configuration. Then, select Power Management. Then, select Power and Performance Mode Setup. If the system power mode is nominal, no

service action is required. Otherwise, contact your next level of support.

---

**B1812AB2****Explanation:**

A failure was detected in the PMC (processor power management controller).

**Response:**

If this is a tracking event, no service actions are required. Otherwise, use the FRU and procedure callouts detailed with the SRC to determine service actions.

---

**B1812AB3****Explanation:**

An invalid data was passed as an argument or returned from a function.

**Response:**

If this is a tracking event, no service actions are required. Otherwise, use the FRU and procedure callouts detailed with the SRC to determine service actions.

---

**B1812AB4****Explanation:**

A core is not running at the expected frequency.

**Response:**

If this is a tracking event, no service actions are required. Otherwise, use the FRU and procedure callouts detailed with the SRC to determine service actions.

---

**B1812AC0****Explanation:**

A failure getting power measurement data was detected.

**Response:**

If this is a tracking event, no service actions are required. Otherwise, use the FRU and procedure callouts detailed with the SRC to determine service actions.

---

**B1812AC1****Explanation:**

This is an informational SRC; no service actions are required. It indicates the connector over-current pins are still asserted.

**Response:**

If this is a tracking event, no service actions are required. Otherwise, use the FRU and procedure callouts detailed with the SRC to determine service actions.

---

**B1812AC2****Explanation:**

A failure occurred due to the connector over-current pins were asserted for too long.

**Response:**

If this is a tracking event, no service actions are required. Otherwise, use the FRU and procedure callouts detailed with the SRC to determine service actions.

---

**B1812AC3**

**Explanation:**

The slave OCC failed to receive new Analog Power Subsystem Sweep (APSS) data over a short time interval.

**Response:**

If this is a tracking event, no service actions are required. Otherwise, use the FRU and procedure callouts detailed with the SRC to determine service actions.

---

**B1812AC4**

**Explanation:**

The slave OCC failed to receive new Analog Power Subsystem Sweep (APSS) data over a long time interval.

**Response:**

If this is a tracking event, no service actions are required. Otherwise, use the FRU and procedure callouts detailed with the SRC to determine service actions.

---

**B1812AC5**

**Explanation:**

Analog Power Subsystem Sweep (APSS) failed to return data or returned bad data over a long time interval.

**Response:**

If this is a tracking event, no service actions are required. Otherwise, use the FRU and procedure callouts detailed with the SRC to determine service actions.

---

**B1812B01**

**Explanation:**

The DPDL application received a signal.

**Response:**

The FRU callouts are calculated at the time of the failure. See the error log for the actual replacement strategy.

**Failing Item**

- [FSPSP04](#)
- [FSPSP06](#)

---

**B1812B02**

**Explanation:**

The DPSS download component application encountered an error and could not get heap data (memory) for error details.

**Response:**

Use the FRU and procedure call outs detailed with the SRC to determine service actions.

**Failing Item**

- [FSPSP04](#)
- [FSPSP06](#)

---

**B1812B03**

**Explanation:**

The DPSS download component application encountered an error via the SRCI component.

**Response:**

Use the FRU and procedure call outs detailed with the SRC to determine service actions.

**Failing Item**

- [FSPSP04](#)
- [FSPSP06](#)

---

**B1812B04**

**Explanation:**

The DPSS download component application had an invalid parameter passed to a function call.

**Response:**

If this is a tracking event, no service actions are required. Otherwise, use the FRU and procedure callouts detailed with the SRC to determine service actions.

**Failing Item**

- [FSPSP04](#)
- [FSPSP06](#)

---

**B1812B05**

**Explanation:**

The DPSS download component application encountered an error while attempting to flatten an error log entry.

**Response:**

If this is a tracking event, no service actions are required. Otherwise, use the FRU and procedure callouts detailed with the SRC to determine service actions.

## Failing Item

- [FSPSP04](#)
- [FSPSP06](#)

---

### B1812B06

#### Explanation:

The DPSS download component application encountered an error while attempting to unflatten an error log entry.

#### Response:

If this is a tracking event, no service actions are required. Otherwise, use the FRU and procedure callouts detailed with the SRC to determine service actions.

## Failing Item

- [FSPSP04](#)
- [FSPSP06](#)

---

### B1812B07

#### Explanation:

The DPSS download component application encountered an error with a file system path request.

#### Response:

If this is a tracking event, no service actions are required. Otherwise, use the FRU and procedure callouts detailed with the SRC to determine service actions.

## Failing Item

- [FSPSP04](#)
- [FSPSP06](#)

---

### B1812B08

#### Explanation:

The DPSS download component application encountered an error while attempting to open a file.

#### Response:

If this is a tracking event, no service actions are required. Otherwise, use the FRU and procedure callouts detailed with the SRC to determine service actions.

## Failing Item

- [FSPSP04](#)
- [FSPSP06](#)

---

### B1812B09

#### Explanation:

The DPSS download component application encountered an error while attempting to read from a file.

#### Response:

If this is a tracking event, no service actions are required. Otherwise, use the FRU and procedure callouts detailed with the SRC to determine service actions.

## Failing Item

- [FSPSP04](#)
- [FSPSP06](#)

---

### B1812B0A

#### Explanation:

The DPSS download component application encountered an error while attempting to write to a file or device.

#### Response:

If this is a tracking event, no service actions are required. Otherwise, use the FRU and procedure callouts detailed with the SRC to determine service actions.

## Failing Item

- [FSPSP04](#)
- [FSPSP06](#)

---

### B1812B0B

#### Explanation:

The DPSS download component application encountered an error trying to signal an FSP event.

#### Response:

If this is a tracking event, no service actions are required. Otherwise, use the FRU and procedure callouts detailed with the SRC to determine service actions.

## Failing Item

- [FSPSP04](#)
- [FSPSP06](#)

---

### B1812B0C

#### Explanation:

The DPSS download component application encountered an error trying to monitor an FSP event.

#### Response:

If this is a tracking event, no service actions are required. Otherwise, use the FRU and procedure callouts detailed with the SRC to determine service actions.

## Failing Item

- [FSPSP04](#)
- [FSPSP06](#)

---

### B1812B0D

#### Explanation:

The DPSS download component application encountered an error trying to signal an FSP event.

#### Response:

If this is a tracking event, no service actions are required. Otherwise, use the FRU and procedure callouts detailed with the SRC to determine service actions.

## Failing Item

- [FSPSP04](#)
- [FSPSP06](#)

---

### B1812B0E

#### Explanation:

The DPSS download component application encountered an error trying to determine the FSP position or role.

#### Response:

If this is a tracking event, no service actions are required. Otherwise, use the FRU and procedure callouts detailed with the SRC to determine service actions.

## Failing Item

- [FSPSP04](#)
- [FSPSP06](#)

---

### B1812B0F

#### Explanation:

The DPSS download component application was unable to locate the DPSS image file.

#### Response:

If this is a tracking event, no service actions are required. Otherwise, use the FRU and procedure callouts detailed with the SRC to determine service actions.

## Failing Item

- [FSPSP04](#)
- [FSPSP06](#)

---

### B1812B10

#### Explanation:

The DPSS download component application was unable to determine the system type.

#### Response:

If this is a tracking event, no service actions are required. Otherwise, use the FRU and procedure callouts detailed with the SRC to determine service actions.

## Failing Item

- [FSPSP04](#)
- [FSPSP06](#)

---

### B1812B11

#### Explanation:

The DPSS download component application wrote the DPSS image, but was unable to verify the write succeeded.

#### Response:

Follow the instructions for the items listed in the FRU list.

## Failing Item

- [FSPSP04](#)
- [SYSBKP2](#)
- [FSPSP06](#)

---

### B1812B12

#### Explanation:

Matching DPDL System Model view entry was not found.

#### Response:

The FRU callouts are calculated at the time of the failure. See the error log for the actual replacement strategy.

---

### B1812B13

#### Explanation:

Matching DPDL System Model view entry was not found.

#### Response:

The FRU callouts are calculated at the time of the failure. See the error log for the actual replacement strategy.

---

### B1812B14

#### Explanation:

Matching DPDL System Model view entry was not found.

#### Response:

The FRU callouts are calculated at the time of the failure. See the error log for the actual replacement strategy.

---

### B1812B16



**Explanation:**

Matching DPDL System Model view entry was not found.

**Response:**

The FRU callouts are calculated at the time of the failure. See the error log for the actual replacement strategy.

---

**B1812B17****Explanation:**

Matching DPDL System Model view entry was not found.

**Response:**

The FRU callouts are calculated at the time of the failure. See the error log for the actual replacement strategy.

---

**B1812B18****Explanation:**

Matching DPDL System Model view entry was not found.

**Response:**

The FRU callouts are calculated at the time of the failure. See the error log for the actual replacement strategy.

---

**B1812B19****Explanation:**

Matching DPDL System Model view entry was not found.

**Response:**

The FRU callouts are calculated at the time of the failure. See the error log for the actual replacement strategy.

---

**B1812B1A****Explanation:**

Matching DPDL System Model view entry was not found.

**Response:**

The FRU callouts are calculated at the time of the failure. See the error log for the actual replacement strategy.

---

**B1812B1B****Explanation:**

Matching DPDL System Model view entry was not found.

**Response:**

The FRU callouts are calculated at the time of the failure. See the error log for the actual replacement strategy.

---

**B1812B1C****Explanation:**

Matching DPDL System Model view entry was not found.

**Response:**

The FRU callouts are calculated at the time of the failure. See the error log for the actual replacement strategy.

---

**B1812B1E****Explanation:**

Internal Firmware error encountered while accessing System Model Database view.

**Response:**

The FRU callouts are calculated at the time of the failure. See the error log for the actual replacement strategy.

---

**B1812B20****Explanation:**

DPSS revision or configuration ID does not match LID.

**Response:**

The FRU callouts are calculated at the time of the failure. See the error log for the actual replacement strategy.

---

**B1812D01****Explanation:**

Unexpected signal received

**Response:**

The FRU callouts are calculated at the time of the failure. See the error log for the actual replacement strategy.

---

**B1812D05****Explanation:**

There no events to monitor

**Response:**

The FRU callouts are calculated at the time of the failure. See the error log for the actual replacement strategy.

---

**B1812D08****Explanation:**

Waiting for NC to come back

**Response:**

The FRU callouts are calculated at the time of the failure. See the error log for the actual replacement strategy.

---

**B1812D09****Explanation:****Response:**

The FRU callouts are calculated at the time of the failure. See the error log for the actual replacement strategy.

---

---

**B1812D21****Explanation:**

Unknown system type

**Response:**

The FRU callouts are calculated at the time of the failure. See the error log for the actual replacement strategy.

---

**B1812D41****Explanation:**

Parsing failed for sensor data from system model

**Response:**

The FRU callouts are calculated at the time of the failure. See the error log for the actual replacement strategy.

---

**B1812D42****Explanation:**

unable to get zone list from system model

**Response:**

The FRU callouts are calculated at the time of the failure. See the error log for the actual replacement strategy.

---

**B1812D43****Explanation:**

Unable to get sensors from the system model (rows=0)

**Response:**

The FRU callouts are calculated at the time of the failure. See the error log for the actual replacement strategy.

---

**B1812D61****Explanation:**

Valid temperature reading reaches ERROR threshold defined in def file

**Response:**

The FRU callouts are calculated at the time of the failure. See the error log for the actual replacement strategy.

---

**B1812D62****Explanation:**

A read sensor failure was detected.

**Response:**

If this is a tracking event, no service actions are required. Otherwise, use the FRU and procedure callouts detailed with the SRC to determine service actions.

---

**B1812D63****Explanation:**

Sensor presented but THRM not supported

**Response:**

The FRU callouts are calculated at the time of the failure. See the error log for the actual replacement strategy.

---

**B1812D64****Explanation:**

Present detect line is broken

**Response:**

The FRU callouts are calculated at the time of the failure. See the error log for the actual replacement strategy.

---

**B1812D65****Explanation:**

There was an attempt to do a manual read of a sensor that is not present in the system

**Response:**

The FRU callouts are calculated at the time of the failure. See the error log for the actual replacement strategy.

---

**B1812D81****Explanation:**

Def File doesn't exist

**Response:**

The FRU callouts are calculated at the time of the failure. See the error log for the actual replacement strategy.

---

**B1813002****Explanation:**

Code update was busy.

**Response:**

If this is a tracking event, no service actions are required. Otherwise, use the FRU and procedure callouts detailed with the SRC to determine service actions.

---

**B1813003****Explanation:**

A failure occurred when reading a registry value.

**Response:**

If this is a tracking event, no service actions are required. Otherwise, use the FRU and procedure callouts detailed with the SRC to determine service actions.

---

**B1813004****Explanation:**

A failure occurred when writing a registry value.

**Response:**

If this is a tracking event, no service actions are required. Otherwise, use the FRU and procedure

callouts detailed with the SRC to determine service actions.

---

**B1813005****Explanation:**

An error occurred when getting data from a registry variable.

**Response:**

If this is a tracking event, no service actions are required. Otherwise, use the FRU and procedure callouts detailed with the SRC to determine service actions.

---

**B1813006****Explanation:**

Unable to set a registry variable.

**Response:**

If this is a tracking event, no service actions are required. Otherwise, use the FRU and procedure callouts detailed with the SRC to determine service actions.

---

**B1813007****Explanation:**

The system firmware installation image is invalid.

**Response:**

If this is a tracking event, no service actions are required. Otherwise, use the FRU and procedure callouts detailed with the SRC to determine service actions.

---

**B1813008****Explanation:**

The system firmware installation image is invalid.

**Response:**

If this is a tracking event, no service actions are required. Otherwise, use the FRU and procedure callouts detailed with the SRC to determine service actions.

---

**B1813009****Explanation:**

There is at least one part of the firmware in the specified flash that is corrupted.

**Response:**

If this is a tracking event, no service actions are required. Otherwise, use the FRU and procedure callouts detailed with the SRC to determine service actions.

---

**B181300A****Explanation:**

A problem was encountered during system firmware installation.

**Response:**

If this is a tracking event, no service actions are required. Otherwise, use the FRU and procedure callouts detailed with the SRC to determine service actions.

---

**B181300B****Explanation:**

The process that started firmware update is not the process that is requesting that the firmware update be ended.

**Response:**

If this is a tracking event, no service actions are required. Otherwise, use the FRU and procedure callouts detailed with the SRC to determine service actions.

---

**B181300D****Explanation:**

An attempt was made to write the registry data, but it had already been written.

**Response:**

If this is a tracking event, no service actions are required. Otherwise, use the FRU and procedure callouts detailed with the SRC to determine service actions.

---

**B181300E****Explanation:**

A flash side other than temporary (T) or permanent (P) was specified.

**Response:**

If this is a tracking event, no service actions are required. Otherwise, use the FRU and procedure callouts detailed with the SRC to determine service actions.

---

**B181300F****Explanation:**

Informational message: Firmware update is attempting to update the P side of the firmware flash.

**Response:**

If this is a tracking event, no service actions are required. Otherwise, use the FRU and procedure callouts detailed with the SRC to determine service actions.

---

**B1813010****Explanation:**

The system firmware installation image is invalid.

**Response:**

If this is a tracking event, no service actions are required. Otherwise, use the FRU and procedure callouts detailed with the SRC to determine service actions.

---

**B1813011**

**Explanation:**

A system call failed.

**Response:**

If this is a tracking event, no service actions are required. Otherwise, use the FRU and procedure callouts detailed with the SRC to determine service actions.

---

**B1813012****Explanation:**

Firmware image module does not exist .

**Response:**

If this is a tracking event, no service actions are required. Otherwise, use the FRU and procedure callouts detailed with the SRC to determine service actions.

---

**B1813013****Explanation:**

A firmware update module did not exist.

**Response:**

If this is a tracking event, no service actions are required. Otherwise, use the FRU and procedure callouts detailed with the SRC to determine service actions.

---

**B1813014****Explanation:**

Firmware installation was not allowed due to a limitation.

**Response:**

If this is a tracking event, no service actions are required. Otherwise, use the FRU and procedure callouts detailed with the SRC to determine service actions.

---

**B1813015****Explanation:**

Unable to request a power lock.

**Response:**

If this is a tracking event, no service actions are required. Otherwise, use the FRU and procedure callouts detailed with the SRC to determine service actions.

---

**B1813016****Explanation:**

The system firmware installation image is invalid.

**Response:**

If this is a tracking event, no service actions are required. Otherwise, use the FRU and procedure callouts detailed with the SRC to determine service actions.

---

**B1813017****Explanation:**

The buffer provided is too small to store the data and header information.

**Response:**

If this is a tracking event, no service actions are required. Otherwise, use the FRU and procedure callouts detailed with the SRC to determine service actions.

---

**B181301F****Explanation:**

A firmware installation was attempted the side from which the system was booted.

**Response:**

If this is a tracking event, no service actions are required. Otherwise, use the FRU and procedure callouts detailed with the SRC to determine service actions.

---

**B1813020****Explanation:**

An attempt was made to installation the system firmware on the flash side with the good image when the other flash side has a bad image. This is prohibited; otherwise, both sides could become corrupted.

**Response:**

If this is a tracking event, no service actions are required. Otherwise, use the FRU and procedure callouts detailed with the SRC to determine service actions.

---

**B1813022****Explanation:**

After the firmware was installed, the newly-installed firmware was found to be corrupted.

**Response:**

If this is a tracking event, no service actions are required. Otherwise, use the FRU and procedure callouts detailed with the SRC to determine service actions.

---

**B1813023****Explanation:**

Failed to execute cupdLidValidation()

**Response:**

If this is a tracking event, no service actions are required. Otherwise, use the FRU and procedure callouts detailed with the SRC to determine service actions.

---

**B1813025****Explanation:**

A request was made to installation a file beyond the file's size.

**Response:**

If this is a tracking event, no service actions are required. Otherwise, use the FRU and procedure callouts detailed with the SRC to determine service actions.

---

**B1813028****Explanation:**

There was a problem with the flashing of the firmware.

**Response:**

If this is a tracking event, no service actions are required. Otherwise, use the FRU and procedure callouts detailed with the SRC to determine service actions.

---

**B1813029****Explanation:**

An invalid component ID was found.

**Response:**

If this is a tracking event, no service actions are required. Otherwise, use the FRU and procedure callouts detailed with the SRC to determine service actions.

---

**B181302A****Explanation:**

A firmware installation code module was being modified, when another modify request was received. The request was denied.

**Response:**

If this is a tracking event, no service actions are required. Otherwise, use the FRU and procedure callouts detailed with the SRC to determine service actions.

---

**B181302B****Explanation:**

The digital signature does not match the expected value.

**Response:**

If this is a tracking event, no service actions are required. Otherwise, use the FRU and procedure callouts detailed with the SRC to determine service actions.

---

**B181302D****Explanation:**

Informational message: A firmware installation was successfully performed.

**Response:**

If this is a tracking event, no service actions are required. Otherwise, use the FRU and procedure callouts detailed with the SRC to determine service actions.

---

**B1813030****Explanation:**

An invalid code installation type was found.

**Response:**

If this is a tracking event, no service actions are required. Otherwise, use the FRU and procedure callouts detailed with the SRC to determine service actions.

---

**B1813031****Explanation:**

A data file was sent with the incorrect header format.

**Response:**

If this is a tracking event, no service actions are required. Otherwise, use the FRU and procedure callouts detailed with the SRC to determine service actions.

---

**B1813034****Explanation:**

The power state is invalid. Firmware update from the HMC is only allowed when the managed system is at standby or running.

**Response:**

If this is a tracking event, no service actions are required. Otherwise, use the FRU and procedure callouts detailed with the SRC to determine service actions.

---

**B1813035****Explanation:**

The file offset that was specified exceeded the file size.

**Response:**

If this is a tracking event, no service actions are required. Otherwise, use the FRU and procedure callouts detailed with the SRC to determine service actions.

---

**B1813036****Explanation:**

A request has been received to abort the flash update.

**Response:**

If this is a tracking event, no service actions are required. Otherwise, use the FRU and procedure callouts detailed with the SRC to determine service actions.

---

**B1813038****Explanation:**

An error was detected while creating an event manager object.

**Response:**

If this is a tracking event, no service actions are required. Otherwise, use the FRU and procedure

callouts detailed with the SRC to determine service actions.

---

**B1813039****Explanation:**

Unable to create a thread.

**Response:**

If this is a tracking event, no service actions are required. Otherwise, use the FRU and procedure callouts detailed with the SRC to determine service actions.

---

**B181303A****Explanation:**

The wrong firmware image was sent to the service processor to be flashed.

**Response:**

If this is a tracking event, no service actions are required. Otherwise, use the FRU and procedure callouts detailed with the SRC to determine service actions.

---

**B181303B****Explanation:**

This indicates that the service processor no longer has the power lock (that is refreshed by the HMC) during a firmware update because it has rebooted for some other reason.

**Response:**

If this is a tracking event, no service actions are required. Otherwise, use the FRU and procedure callouts detailed with the SRC to determine service actions.

---

**B181303D****Explanation:**

The data is not correct.

**Response:**

If this is a tracking event, no service actions are required. Otherwise, use the FRU and procedure callouts detailed with the SRC to determine service actions.

---

**B181303E****Explanation:**

A function call failed.

**Response:**

If this is a tracking event, no service actions are required. Otherwise, use the FRU and procedure callouts detailed with the SRC to determine service actions.

---

**B181303F****Explanation:**

Reading a file failed.

**Response:**

If this is a tracking event, no service actions are required. Otherwise, use the FRU and procedure callouts detailed with the SRC to determine service actions.

---

**B1813040****Explanation:**

A file write failure occurred.

**Response:**

The FRU callouts are calculated at the time of the failure. See the error log for the actual replacement strategy.

---

**B1813043****Explanation:**

The data necessary to store a certain type of information is not the correct size.

**Response:**

If this is a tracking event, no service actions are required. Otherwise, use the FRU and procedure callouts detailed with the SRC to determine service actions.

---

**B1813044****Explanation:**

An invalid system firmware flash installation file was received.

**Response:**

If this is a tracking event, no service actions are required. Otherwise, use the FRU and procedure callouts detailed with the SRC to determine service actions.

---

**B1813045****Explanation:**

Unable to find the keyword that indicates the bank ID.

**Response:**

If this is a tracking event, no service actions are required. Otherwise, use the FRU and procedure callouts detailed with the SRC to determine service actions.

---

**B1813047****Explanation:**

The code update policy cannot be changed due to an inband update.

**Response:**

If this is a tracking event, no service actions are required. Otherwise, use the FRU and procedure callouts detailed with the SRC to determine service actions.

---

**B181304F****Explanation:**

The hardware management console (HMC) requested an invalid operation, or an operation that is no longer supported.

**Response:**

If this is a tracking event, no service actions are required. Otherwise, use the FRU and procedure callouts detailed with the SRC to determine service actions.

---

**B1813050**

**Explanation:**

An unknown signal was received.

**Response:**

If this is a tracking event, no service actions are required. Otherwise, use the FRU and procedure callouts detailed with the SRC to determine service actions.

---

**B1813061**

**Explanation:**

A system call returned an error.

**Response:**

If this is a tracking event, no service actions are required. Otherwise, use the FRU and procedure callouts detailed with the SRC to determine service actions.

---

**B1813072**

**Explanation:**

Setting CTX from the registry failed.

**Response:**

If this is a tracking event, no service actions are required. Otherwise, use the FRU and procedure callouts detailed with the SRC to determine service actions.

---

**B1813088**

**Explanation:**

Failure when opening a file.

**Response:**

If this is a tracking event, no service actions are required. Otherwise, use the FRU and procedure callouts detailed with the SRC to determine service actions.

---

**B1813097**

**Explanation:**

Mirroring of volumes failed.

**Response:**

If this is a tracking event, no service actions are required. Otherwise, use the FRU and procedure callouts detailed with the SRC to determine service actions.

---

**B1813098**

**Explanation:**

Set "no updates allowed" policy on a node controller.

**Response:**

If this is a tracking event, no service actions are required. Otherwise, use the FRU and procedure callouts detailed with the SRC to determine service actions.

---

**B1813099**

**Explanation:**

Unable to obtain a firmware module's cyclic redundancy check (CRC) value.

**Response:**

If this is a tracking event, no service actions are required. Otherwise, use the FRU and procedure callouts detailed with the SRC to determine service actions.

---

**B181309A**

**Explanation:**

The stat command failed on a file.

**Response:**

If this is a tracking event, no service actions are required. Otherwise, use the FRU and procedure callouts detailed with the SRC to determine service actions.

---

**B181309B**

**Explanation:**

A system call returned an error.

**Response:**

If this is a tracking event, no service actions are required. Otherwise, use the FRU and procedure callouts detailed with the SRC to determine service actions.

---

**B181309D**

**Explanation:**

A firmware update was not allowed because the update access key date has expired.

**Response:**

Use the FRU and procedure callouts detailed with the SRC to determine service actions.

---

**B181309F**

**Explanation:**

Reading a file failed.

**Response:**

If this is a tracking event, no service actions are required. Otherwise, use the FRU and procedure callouts detailed with the SRC to determine service actions.

---

**B18130A0**

**Explanation:**

An error occurred while verifying the minimum Manufacturing Image Format level of the service processor.

**Response:**

The FRU callouts are calculated at the time of the failure. See the error log for the actual replacement strategy.

---

**B18130A2**

**Explanation:**

An error occurred while verifying if the current platform is supported for the desired image to be installed.

**Response:**

The FRU callouts are calculated at the time of the failure. See the error log for the actual replacement strategy.

---

**B18130A5**

**Explanation:**

TMGT was notified that a concurrent code update was performed.

**Response:**

The FRU callouts are calculated at the time of the failure. See the error log for the actual replacement strategy.

---

**B18130A6**

**Explanation:**

Error verifying seeprom secure level.

**Response:**

The FRU callouts are calculated at the time of the failure. See the error log for the actual replacement strategy.

---

**B1813101**

**Explanation:**

The operation failed to create a thread.

**Response:**

If this is a tracking event, no service actions are required. Otherwise, use the FRU and procedure callouts detailed with the SRC to determine service actions.

---

**B1813104**

**Explanation:**

Generic network communication failure.

**Response:**

If this is a tracking event, no service actions are required. Otherwise, use the FRU and procedure callouts detailed with the SRC to determine service actions.

---

**B1813105**

**Explanation:**

Network communication receiving failure.

**Response:**

If this is a tracking event, no service actions are required. Otherwise, use the FRU and procedure callouts detailed with the SRC to determine service actions.

---

**B1813106**

**Explanation:**

Generic network communication failure closing a connection.

**Response:**

If this is a tracking event, no service actions are required. Otherwise, use the FRU and procedure callouts detailed with the SRC to determine service actions.

---

**B1813107**

**Explanation:**

Failure to establish communication pipe to the error log server.

**Response:**

If this is a tracking event, no service actions are required. Otherwise, use the FRU and procedure callouts detailed with the SRC to determine service actions.

---

**B1813108**

**Explanation:**

The operation to talk to the hypervisor failed, and will be retried.

**Response:**

If this is a tracking event, no service actions are required. Otherwise, use the FRU and procedure callouts detailed with the SRC to determine service actions.

---

**B1813109**

**Explanation:**

Generic failure writing data to the file system; possible file system problem.

**Response:**

If this is a tracking event, no service actions are required. Otherwise, use the FRU and procedure callouts detailed with the SRC to determine service actions.

---

**B181310A**

**Explanation:**

Generic read failure of data on the current stream.

**Response:**

If this is a tracking event, no service actions are required. Otherwise, use the FRU and procedure callouts detailed with the SRC to determine service actions.



---

**B181310B****Explanation:**

The operation to expand an error log failed.

**Response:**

If this is a tracking event, no service actions are required. Otherwise, use the FRU and procedure callouts detailed with the SRC to determine service actions.

---

**B181310E****Explanation:**

The operation to read the manufacturing policy flags failed.

**Response:**

If this is a tracking event, no service actions are required. Otherwise, use the FRU and procedure callouts detailed with the SRC to determine service actions.

---

**B1813111****Explanation:**

The operation to read via the error log server pipe failed.

**Response:**

If this is a tracking event, no service actions are required. Otherwise, use the FRU and procedure callouts detailed with the SRC to determine service actions.

---

**B1813112****Explanation:**

An event caught by the error log server was found to have an incorrect data length.

**Response:**

If this is a tracking event, no service actions are required. Otherwise, use the FRU and procedure callouts detailed with the SRC to determine service actions.

---

**B1813113****Explanation:**

The operation to notify the system of a new error log entry has failed.

**Response:**

If this is a tracking event, no service actions are required. Otherwise, use the FRU and procedure callouts detailed with the SRC to determine service actions.

---

**B1813114****Explanation:**

The operation to collect error logs that were committed prior to the error log server being fully initialized has failed; possible file system problems.

**Response:**

If this is a tracking event, no service actions are required. Otherwise, use the FRU and procedure callouts detailed with the SRC to determine service actions.

---

**B1813116****Explanation:**

The change of state failed for the given entry ID.

**Response:**

If this is a tracking event, no service actions are required. Otherwise, use the FRU and procedure callouts detailed with the SRC to determine service actions.

---

**B1813117****Explanation:**

Input data was found to be corrupted.

**Response:**

If this is a tracking event, no service actions are required. Otherwise, use the FRU and procedure callouts detailed with the SRC to determine service actions.

---

**B1813119****Explanation:**

The operation to assign a unique entry ID failed.

**Response:**

If this is a tracking event, no service actions are required. Otherwise, use the FRU and procedure callouts detailed with the SRC to determine service actions.

---

**B181311A****Explanation:**

The operation to turn on the platform service indicator failed.

**Response:**

If this is a tracking event, no service actions are required. Otherwise, use the FRU and procedure callouts detailed with the SRC to determine service actions.

---

**B181311B****Explanation:**

The error log operation failed due to an invalid section header ID.

**Response:**

If this is a tracking event, no service actions are required. Otherwise, use the FRU and procedure callouts detailed with the SRC to determine service actions.

---

**B181311C****Explanation:**

The error log operation failed due to the section size being invalid.

**Response:**

If this is a tracking event, no service actions are required. Otherwise, use the FRU and procedure callouts detailed with the SRC to determine service actions.

---

**B181311D**

**Explanation:**

The error log operation failed due to an invalid section version.

**Response:**

If this is a tracking event, no service actions are required. Otherwise, use the FRU and procedure callouts detailed with the SRC to determine service actions.

---

**B181311E**

**Explanation:**

The operation failed due to an invalid section count in the section header.

**Response:**

If this is a tracking event, no service actions are required. Otherwise, use the FRU and procedure callouts detailed with the SRC to determine service actions.

---

**B181311F**

**Explanation:**

Generic network communication failure.

**Response:**

If this is a tracking event, no service actions are required. Otherwise, use the FRU and procedure callouts detailed with the SRC to determine service actions.

---

**B1813120**

**Explanation:**

The error log server detected an unrecognized signal.

**Response:**

If this is a tracking event, no service actions are required. Otherwise, use the FRU and procedure callouts detailed with the SRC to determine service actions.

---

**B1813121**

**Explanation:**

The current operation failed due to invalid data.

**Response:**

If this is a tracking event, no service actions are required. Otherwise, use the FRU and procedure callouts detailed with the SRC to determine service actions.

---

**B1813122**

**Explanation:**

The error log file system detected a possible problem.

**Response:**

If this is a tracking event, no service actions are required. Otherwise, use the FRU and procedure callouts detailed with the SRC to determine service actions.

---

**B1813123**

**Explanation:**

Operation to call home has failed.

**Response:**

If this is a tracking event, no service actions are required. Otherwise, use the FRU and procedure callouts detailed with the SRC to determine service actions.

---

**B1813125**

**Explanation:**

The error log server failed to initialize its file system.

**Response:**

If this is a tracking event, no service actions are required. Otherwise, use the FRU and procedure callouts detailed with the SRC to determine service actions.

---

**B1813126**

**Explanation:**

The operation to format the error log file system failed.

**Response:**

If this is a tracking event, no service actions are required. Otherwise, use the FRU and procedure callouts detailed with the SRC to determine service actions.

---

**B1813127**

**Explanation:**

The error log server has been fully initialized; informational only; no action required.

**Response:**

If this is a tracking event, no service actions are required. Otherwise, use the FRU and procedure callouts detailed with the SRC to determine service actions.

---

**B1813129**

**Explanation:**

The error log server received a syslog message which requires attention.

**Response:**

If this is a tracking event, no service actions are required. Otherwise, use the FRU and procedure

callouts detailed with the SRC to determine service actions.

---

**B181312A****Explanation:**

The current operation failed due to the current Linux system call.

**Response:**

If this is a tracking event, no service actions are required. Otherwise, use the FRU and procedure callouts detailed with the SRC to determine service actions.

---

**B181312B****Explanation:**

The operation to unload the file headers into the error log file system failed.

**Response:**

If this is a tracking event, no service actions are required. Otherwise, use the FRU and procedure callouts detailed with the SRC to determine service actions.

---

**B181312C****Explanation:**

The operation failed due to the secondary service processor not responding during the allotted time.

**Response:**

If this is a tracking event, no service actions are required. Otherwise, use the FRU and procedure callouts detailed with the SRC to determine service actions.

---

**B181312D****Explanation:**

Failed to initialize the P3 statistics file.

**Response:**

If this is a tracking event, no service actions are required. Otherwise, use the FRU and procedure callouts detailed with the SRC to determine service actions.

---

**B181312E****Explanation:**

The error log server detected a possibly fatal hardware error in the service processor flash.

**Response:**

If this is a tracking event, no service actions are required. Otherwise, use the FRU and procedure callouts detailed with the SRC to determine service actions.

---

**B181312F****Explanation:**

The error log server detected a possibly fatal hardware error in the service processor flash.

**Response:**

If this is a tracking event, no service actions are required. Otherwise, use the FRU and procedure callouts detailed with the SRC to determine service actions.

---

**B1813130****Explanation:**

The data synchronization thread on the error logging server was not started.

**Response:**

If this is a tracking event, no service actions are required. Otherwise, use the FRU and procedure callouts detailed with the SRC to determine service actions.

---

**B1813131****Explanation:**

The data sync thread was cancelled.

**Response:**

If this is a tracking event, no service actions are required. Otherwise, use the FRU and procedure callouts detailed with the SRC to determine service actions.

---

**B1813132****Explanation:**

The role c hanged

**Response:**

If this is a tracking event, no service actions are required. Otherwise, use the FRU and procedure callouts detailed with the SRC to determine service actions.

---

**B1813133****Explanation:**

The event monitor detected that the sibling service processor's (or system controller's) state changed.

**Response:**

If this is a tracking event, no service actions are required. Otherwise, use the FRU and procedure callouts detailed with the SRC to determine service actions.

---

**B181313E****Explanation:**

A generic unknown failure was received; current error log operation failed.

**Response:**

If this is a tracking event, no service actions are required. Otherwise, use the FRU and procedure callouts detailed with the SRC to determine service actions.

---

**B1813141****Explanation:**

Firmware encountered an internal error while reading an error log file from the repository.

**Response:**

The FRU callouts are calculated at the time of the failure. See the error log for the actual replacement strategy.

---

**B1813142****Explanation:**

Firmware encountered an error while creating repository information for storing error logs

**Response:**

The FRU callouts are calculated at the time of the failure. See the error log for the actual replacement strategy.

---

**B1813201****Explanation:**

A bad command argument was passed to IPLP.

**Response:**

If this is a tracking event, no service actions are required. Otherwise, use the FRU and procedure callouts detailed with the SRC to determine service actions.

---

**B1813202****Explanation:**

The argument after "iplp speed\_override" is missing.

**Response:**

If this is a tracking event, no service actions are required. Otherwise, use the FRU and procedure callouts detailed with the SRC to determine service actions.

---

**B1813203****Explanation:**

The argument after "iplp speed\_override" was invalid in a command.

**Response:**

If this is a tracking event, no service actions are required. Otherwise, use the FRU and procedure callouts detailed with the SRC to determine service actions.

---

**B1813204****Explanation:**

iplp\_process\_msg received an invalid operation code.

**Response:**

If this is a tracking event, no service actions are required. Otherwise, use the FRU and procedure callouts detailed with the SRC to determine service actions.

---

**B1813205****Explanation:**

Invalid number of arguments in a command.

**Response:**

If this is a tracking event, no service actions are required. Otherwise, use the FRU and procedure callouts detailed with the SRC to determine service actions.

---

**B1813206****Explanation:**

An error occurred reserving the iplpInterface semaphore.

**Response:**

If this is a tracking event, no service actions are required. Otherwise, use the FRU and procedure callouts detailed with the SRC to determine service actions.

---

**B1813207****Explanation:**

An iplp application received a signal.

**Response:**

If this is a tracking event, no service actions are required. Otherwise, use the FRU and procedure callouts detailed with the SRC to determine service actions.

---

**B1813208****Explanation:**

A side-switching boot is not allowed for the given CecIplType.

**Response:**

If this is a tracking event, no service actions are required. Otherwise, use the FRU and procedure callouts detailed with the SRC to determine service actions.

---

**B1813209****Explanation:**

A side-switch reboot failed; firmware is not valid on the new NextSide.

**Response:**

If this is a tracking event, no service actions are required. Otherwise, use the FRU and procedure callouts detailed with the SRC to determine service actions.

---

**B1813217****Explanation:**

Invalid data was received for SysClickToAcceptState.

**Response:**

If this is a tracking event, no service actions are required. Otherwise, use the FRU and procedure

callouts detailed with the SRC to determine service actions.

---

**B1813218****Explanation:**

Invalid data received for NextPlatformIplSide.

**Response:**

If this is a tracking event, no service actions are required. Otherwise, use the FRU and procedure callouts detailed with the SRC to determine service actions.

---

**B1813219****Explanation:**

Invalid data received for NextSystemIplMode.

**Response:**

If this is a tracking event, no service actions are required. Otherwise, use the FRU and procedure callouts detailed with the SRC to determine service actions.

---

**B181321A****Explanation:**

Invalid data received for NextPlatformIplSpeed.

**Response:**

If this is a tracking event, no service actions are required. Otherwise, use the FRU and procedure callouts detailed with the SRC to determine service actions.

---

**B181321B****Explanation:**

Invalid data received for NextPlatformIplSpeedOverride.

**Response:**

If this is a tracking event, no service actions are required. Otherwise, use the FRU and procedure callouts detailed with the SRC to determine service actions.

---

**B181321C****Explanation:**

Invalid data received for NextHypervisorIplState.

**Response:**

If this is a tracking event, no service actions are required. Otherwise, use the FRU and procedure callouts detailed with the SRC to determine service actions.

---

**B181321D****Explanation:**

Invalid data received for NextRpaPartitionIplMode.

**Response:**

If this is a tracking event, no service actions are required. Otherwise, use the FRU and procedure

callouts detailed with the SRC to determine service actions.

---

**B181321E****Explanation:**

Invalid data received for NextCecLmbSize.

**Response:**

If this is a tracking event, no service actions are required. Otherwise, use the FRU and procedure callouts detailed with the SRC to determine service actions.

---

**B181321F****Explanation:**

Invalid data was received for Next SPPL Value.

**Response:**

The FRU callouts are calculated at the time of the failure. See the error log for the actual replacement strategy.

---

**B1813221****Explanation:**

The iplpRegMon daemon discovered that the P2 registry was recently cleared, and all entries were set back to default values. Some customer settings may have been lost. If the P2 registry was not intentionally cleared, it's possible that there's a firmware or hardware problem with the service processor.

**Response:**

If this is a tracking event, no service actions are required. Otherwise, use the FRU and procedure callouts detailed with the SRC to determine service actions.

---

**B1813222****Explanation:**

The iplpRegMon daemon could not get the lock.

**Response:**

If this is a tracking event, no service actions are required. Otherwise, use the FRU and procedure callouts detailed with the SRC to determine service actions.

---

**B1813223****Explanation:**

A task failed to fork.

**Response:**

If this is a tracking event, no service actions are required. Otherwise, use the FRU and procedure callouts detailed with the SRC to determine service actions.

---

**B1813224****Explanation:**

The service processor was rebooted due to invalid registry data.

**Response:**

If this is a tracking event, no service actions are required. Otherwise, use the FRU and procedure callouts detailed with the SRC to determine service actions.

---

**B1813226**

**Explanation:**

The interface that was called is not supported in the current context.

**Response:**

If this is a tracking event, no service actions are required. Otherwise, use the FRU and procedure callouts detailed with the SRC to determine service actions.

---

**B1813228**

**Explanation:**

A side-switching IPL is needed, but the firmware on the secondary service processor is not valid.

**Response:**

If this is a tracking event, no service actions are required. Otherwise, use the FRU and procedure callouts detailed with the SRC to determine service actions.

---

**B1813229**

**Explanation:**

The argument after 'iplp set\_maxiplspeed' is invalid.

**Response:**

If this is a tracking event, no service actions are required. Otherwise, use the FRU and procedure callouts detailed with the SRC to determine service actions.

---

**B181322A**

**Explanation:**

The argument after 'iplp set\_maxiplspeed' is missing.

**Response:**

If this is a tracking event, no service actions are required. Otherwise, use the FRU and procedure callouts detailed with the SRC to determine service actions.

---

**B181322B**

**Explanation:**

The service processor is no longer booting in hyperboot.

**Response:**

If this is a tracking event, no service actions are required. Otherwise, use the FRU and procedure callouts detailed with the SRC to determine service actions.

---

**B181322C**

**Explanation:**

Informational message: The IPL speed was changed.

**Response:**

If this is a tracking event, no service actions are required. Otherwise, use the FRU and procedure callouts detailed with the SRC to determine service actions.

---

**B181322D**

**Explanation:**

A firmware installation was done, so the next system boot will not be in hyperboot.

**Response:**

If this is a tracking event, no service actions are required. Otherwise, use the FRU and procedure callouts detailed with the SRC to determine service actions.

---

**B181322E**

**Explanation:**

Info elog indicating PHYP's IPL state was modified.

**Response:**

The FRU callouts are calculated at the time of the failure. See the error log for the actual replacement strategy.

---

**B181322F**

**Explanation:**

The hypervisor's IPL state was modified.

**Response:**

If this is a tracking event, no service actions are required. Otherwise, use the FRU and procedure callouts detailed with the SRC to determine service actions.

---

**B1813232**

**Explanation:**

Firmware encountered an error in setting the Enlarged IO Capacity parameters.

**Response:**

The FRU callouts are calculated at the time of the failure. See the error log for the actual replacement strategy.

---

**B1813233**

**Explanation:**

System is at an invalid state to set the PowerVM boot override policy. System must be at standby or runtime.

**Response:**

The FRU callouts are calculated at the time of the failure. See the error log for the actual replacement strategy.

---

**B1813302****Explanation:**

An internal service processor time-of-day process did not complete successfully.

**Response:**

If this is a tracking event, no service actions are required. Otherwise, use the FRU and procedure callouts detailed with the SRC to determine service actions.

---

**B1813306****Explanation:**

Invalid data was received by a service processor time-of-day function.

**Response:**

If this is a tracking event, no service actions are required. Otherwise, use the FRU and procedure callouts detailed with the SRC to determine service actions.

---

**B1813307****Explanation:**

An attempt was made to set the service processor's time-of-day when the service processor was not at standby.

**Response:**

If this is a tracking event, no service actions are required. Otherwise, use the FRU and procedure callouts detailed with the SRC to determine service actions.

---

**B1813308****Explanation:**

A service processor device driver returned an error.

**Response:**

If this is a tracking event, no service actions are required. Otherwise, use the FRU and procedure callouts detailed with the SRC to determine service actions.

---

**B1813309****Explanation:**

An error occurred while reading time-of-day function parameters from service processor storage.

**Response:**

If this is a tracking event, no service actions are required. Otherwise, use the FRU and procedure callouts detailed with the SRC to determine service actions.

---

**B181330A****Explanation:**

An error occurred while writing to the service processor time-of-day clock. Install all server firmware updates before any hardware is replaced.

**Response:**

If this is a tracking event, no service actions are required. Otherwise, use the FRU and procedure callouts detailed with the SRC to determine service actions.

---

**B181330B****Explanation:**

An error log could not be properly constructed by the time-of-day process.

**Response:**

If this is a tracking event, no service actions are required. Otherwise, use the FRU and procedure callouts detailed with the SRC to determine service actions.

---

**B181330D****Explanation:**

The service processor time-of-day process encountered a fatal error and had to be restarted. Install all server firmware updates, if available, before any hardware is replaced.

**Response:**

If this is a tracking event, no service actions are required. Otherwise, use the FRU and procedure callouts detailed with the SRC to determine service actions.

---

**B181330F****Explanation:**

An error was returned from the real time clock ADAL.

**Response:**

If this is a tracking event, no service actions are required. Otherwise, use the FRU and procedure callouts detailed with the SRC to determine service actions.

---

**B181331C****Explanation:**

An invalid time-of-day operation request was received by the service processor, most likely from the HMC.

**Response:**

If this is a tracking event, no service actions are required. Otherwise, use the FRU and procedure callouts detailed with the SRC to determine service actions.

---

**B1813322****Explanation:**

An internal service processor process could not get exclusive access to resources that were needed.

**Response:**

If this is a tracking event, no service actions are required. Otherwise, use the FRU and procedure callouts detailed with the SRC to determine service actions.

---

**B1813323****Explanation:**

An internal service processor time-of-day process failed to start.

**Response:**

If this is a tracking event, no service actions are required. Otherwise, use the FRU and procedure callouts detailed with the SRC to determine service actions.

---

**B1813326****Explanation:**

An internal service processor time-of-day process failed to start.

**Response:**

If this is a tracking event, no service actions are required. Otherwise, use the FRU and procedure callouts detailed with the SRC to determine service actions.

---

**B1813327****Explanation:**

An error occurred while the hypervisor was attempting to set the service processor's time-of-day clock. This is a temporary error that may indicate that the command took too long to process and had to be repeated.

**Response:**

If this is a tracking event, no service actions are required. Otherwise, use the FRU and procedure callouts detailed with the SRC to determine service actions.

---

**B181332A****Explanation:**

An internal service processor time-of-day process failed to start.

**Response:**

If this is a tracking event, no service actions are required. Otherwise, use the FRU and procedure callouts detailed with the SRC to determine service actions.

---

**B1813331****Explanation:**

This system is capable of NTP, so you are NOT allowed to alter the clock manually. Configure NTP and use that if you want the time changed.

**Response:**

The FRU callouts are calculated at the time of the failure. See the error log for the actual replacement strategy.

---

**B1813336****Explanation:**

Bad parameters passed by caller (most likely IPMI) to this routine. Caller should correct parms and try again.

**Response:**

The FRU callouts are calculated at the time of the failure. See the error log for the actual replacement strategy.

---

**B1813403****Explanation:**

Failure trying to fork the smgrinit process.

**Response:**

If this is a tracking event, no service actions are required. Otherwise, use the FRU and procedure callouts detailed with the SRC to determine service actions.

---

**B1813406****Explanation:**

Unable to allocate storage.

**Response:**

If this is a tracking event, no service actions are required. Otherwise, use the FRU and procedure callouts detailed with the SRC to determine service actions.

---

**B1813407****Explanation:**

Unable to write MSQueue.

**Response:**

If this is a tracking event, no service actions are required. Otherwise, use the FRU and procedure callouts detailed with the SRC to determine service actions.

---

**B1813409****Explanation:**

A state transition requested by the user or system was rejected because transitioning from the current state to the requested state is not supported. State transitions are generated by both the system and user as a part of boot sequences, service processor failover, service processor reset/reload and a system failure (checkstop, TI, termination).

**Response:**

If this is a tracking event, no service actions are required. Otherwise, use the FRU and procedure callouts detailed with the SRC to determine service actions.

---

**B181340A**



**Explanation:**

Terminate request was received from non-CTRM.

**Response:**

If this is a tracking event, no service actions are required. Otherwise, use the FRU and procedure callouts detailed with the SRC to determine service actions.

---

**B181340C****Explanation:**

Registry size to data mismatch.

**Response:**

If this is a tracking event, no service actions are required. Otherwise, use the FRU and procedure callouts detailed with the SRC to determine service actions.

---

**B181340D****Explanation:**

Registry data incorrect

**Response:**

If this is a tracking event, no service actions are required. Otherwise, use the FRU and procedure callouts detailed with the SRC to determine service actions.

---

**B181340E****Explanation:**

Registry read failed.

**Response:**

If this is a tracking event, no service actions are required. Otherwise, use the FRU and procedure callouts detailed with the SRC to determine service actions.

---

**B181340F****Explanation:**

Registry write failed.

**Response:**

If this is a tracking event, no service actions are required. Otherwise, use the FRU and procedure callouts detailed with the SRC to determine service actions.

---

**B1813410****Explanation:**

Call to a service processor initialization routine failed

**Response:**

If this is a tracking event, no service actions are required. Otherwise, use the FRU and procedure callouts detailed with the SRC to determine service actions.

---

**B1813411****Explanation:**

Read in do\_dump failed.

**Response:**

If this is a tracking event, no service actions are required. Otherwise, use the FRU and procedure callouts detailed with the SRC to determine service actions.

---

**B1813413****Explanation:**

The state manager's state was set to invalid.

---

**B181341A****Explanation:**

Smgrinit has failed to open /proc/reset/.

**Response:**

If this is a tracking event, no service actions are required. Otherwise, use the FRU and procedure callouts detailed with the SRC to determine service actions.

---

**B181341C****Explanation:**

Smgrinit has failed to decode the reset values.

**Response:**

If this is a tracking event, no service actions are required. Otherwise, use the FRU and procedure callouts detailed with the SRC to determine service actions.

---

**B181341D****Explanation:**

Smgrinit has failed to build the message queue.

**Response:**

If this is a tracking event, no service actions are required. Otherwise, use the FRU and procedure callouts detailed with the SRC to determine service actions.

---

**B181341E****Explanation:**

The system was powered on with service processor failover disabled, even though a functional secondary service processor is installed.

**Response:**

If this is a tracking event, no service actions are required. Otherwise, use the FRU and procedure callouts detailed with the SRC to determine service actions.

---

**B181341F****Explanation:**

A probable failure has been detected during early boot of service processor firmware. Contact next level of support.

**Response:**

The FRU callouts are calculated at the time of the failure. See the error log for the actual replacement strategy.

---

**B1813421****Explanation:**

There was an error synchronizing the trans handler and request handler threads with a message.

**Response:**

If this is a tracking event, no service actions are required. Otherwise, use the FRU and procedure callouts detailed with the SRC to determine service actions.

---

**B1813422****Explanation:**

Bad message passed to trans handler thread.

**Response:**

If this is a tracking event, no service actions are required. Otherwise, use the FRU and procedure callouts detailed with the SRC to determine service actions.

---

**B1813423****Explanation:**

Error reading data from internal mapfile data.

**Response:**

If this is a tracking event, no service actions are required. Otherwise, use the FRU and procedure callouts detailed with the SRC to determine service actions.

---

**B1813425****Explanation:**

The request to reboot the service processor was returned or it failed.

**Response:**

If this is a tracking event, no service actions are required. Otherwise, use the FRU and procedure callouts detailed with the SRC to determine service actions.

---

**B1813426****Explanation:**

Incorrect map data, or no map data, for the IPL request type.

**Response:**

If this is a tracking event, no service actions are required. Otherwise, use the FRU and procedure callouts detailed with the SRC to determine service actions.

---

**B1813427****Explanation:**

This event log is used to save internal firmware state information

**Response:**

The FRU callouts are calculated at the time of the failure. See the error log for the actual replacement strategy.

---

**B1813428****Explanation:**

Firmware internal error occurred while attempting to reboot the Service Processor.

**Response:**

The FRU callouts are calculated at the time of the failure. See the error log for the actual replacement strategy.

---

**B181342A****Explanation:**

A parameter was out of range.

---

**B181342B****Explanation:**

Reading the MNFG flag for reset/reload failed.

**Response:**

If this is a tracking event, no service actions are required. Otherwise, use the FRU and procedure callouts detailed with the SRC to determine service actions.

---

**B181342F****Explanation:**

Firmware has detected a probable failure in hardware that caused the service processor to reset. Contact next level of support.

**Response:**

The FRU callouts are calculated at the time of the failure. See the error log for the actual replacement strategy.

---

**B1813430****Explanation:**

Smgr client library has been passed a bad parameter.

**Response:**

If this is a tracking event, no service actions are required. Otherwise, use the FRU and procedure callouts detailed with the SRC to determine service actions.

---

**B1813431****Explanation:**

Smgr client lib has detected an external error.

**Response:**

If this is a tracking event, no service actions are required. Otherwise, use the FRU and procedure

callouts detailed with the SRC to determine service actions.

---

**B1813433****Explanation:**

Smgr client lib has failed to synchronize with server.

**Response:**

If this is a tracking event, no service actions are required. Otherwise, use the FRU and procedure callouts detailed with the SRC to determine service actions.

---

**B1813435****Explanation:**

Informational error log indicating the CEC IPL type for debug.

**Response:**

The FRU callouts are calculated at the time of the failure. See the error log for the actual replacement strategy.

---

**B1813436****Explanation:**

Validation of the persistent control storage failed.

**Response:**

If this is a tracking event, no service actions are required. Otherwise, use the FRU and procedure callouts detailed with the SRC to determine service actions.

---

**B1813438****Explanation:**

A power cycle reset request was received.

**Response:**

If this is a tracking event, no service actions are required. Otherwise, use the FRU and procedure callouts detailed with the SRC to determine service actions.

---

**B1813439****Explanation:**

Internal Firmware error was encountered while determining the timestamps of reset reload occurrences on the system.

**Response:**

The FRU callouts are calculated at the time of the failure. See the error log for the actual replacement strategy.

---

**B1813440****Explanation:**

This event log is used to record the reset reload statistics counter.

---

**B1813442****Explanation:**

A time-out occurred while waiting to unlock the file so that it could be read.

**Response:**

If this is a tracking event, no service actions are required. Otherwise, use the FRU and procedure callouts detailed with the SRC to determine service actions.

---

**B1813443****Explanation:**

There was an error reading the specified file.

**Response:**

If this is a tracking event, no service actions are required. Otherwise, use the FRU and procedure callouts detailed with the SRC to determine service actions.

---

**B1813444****Explanation:**

The exec to run the command to reboot all node controllers failed.

**Response:**

If this is a tracking event, no service actions are required. Otherwise, use the FRU and procedure callouts detailed with the SRC to determine service actions.

---

**B1813445****Explanation:**

Unable to get a valid value from a function.

**Response:**

If this is a tracking event, no service actions are required. Otherwise, use the FRU and procedure callouts detailed with the SRC to determine service actions.

---

**B1813446****Explanation:**

The exec to run the command to reboot all node controllers failed.

**Response:**

If this is a tracking event, no service actions are required. Otherwise, use the FRU and procedure callouts detailed with the SRC to determine service actions.

---

**B1813447****Explanation:**

The system finished booting and found the primary is already in termination state. This will cause the redundant service processor to be terminated. Obtain the FSPDUMP from both service processors.

**Response:**

If this is a tracking event, no service actions are required. Otherwise, use the FRU and procedure callouts detailed with the SRC to determine service actions.

---

**B181344E****Explanation:**

A new IPL request was rejected while the system is currently in an IPL state.

**Response:**

If this is a tracking event, no service actions are required. Otherwise, use the FRU and procedure callouts detailed with the SRC to determine service actions.

---

**B1813450****Explanation:**

A sub-segment (transition file script) of the boot process (power on, power off, or a recovery action like fail-over or reset/reload) was hung and timed out.

**Response:**

If this is a tracking event, no service actions are required. Otherwise, use the FRU and procedure callouts detailed with the SRC to determine service actions.

---

**B181345A****Explanation:**

A sub-segment (transition file script) of the boot processor (power on, power off, or a recovery action like a failover or reset/reload) failed.

**Response:**

If this is a tracking event, no service actions are required. Otherwise, contact Next level of IBM support with FSPDUMP and data. If this is reported on a system that supports Redundant Service Processor, please collect the FSPDUMPs from both the Service Processors.

---

**B181345C****Explanation:**

An error occurred and could not find any IPL types in the requested directory.

**Response:**

The FRU callouts are calculated at the time of the failure. See the error log for the actual replacement strategy.

---

**B181345E****Explanation:**

Call to a service processor initialization routine failed

**Response:**

If this is a tracking event, no service actions are required. Otherwise, use the FRU and procedure

callouts detailed with the SRC to determine service actions.

---

**B1813461****Explanation:**

An error occurred and failed in call to init do transition.

**Response:**

The FRU callouts are calculated at the time of the failure. See the error log for the actual replacement strategy.

---

**B1813463****Explanation:**

An unsupported level of system firmware has been detected. Go to Fix Central Web site at <http://www.ibm.com/support/fixcentral/> for the recovery procedure documented in the latest firmware description file for your machine type and model, or contact next level of support.

**Response:**

If this is a tracking event, no service actions are required. Otherwise, use the FRU and procedure callouts detailed with the SRC to determine service actions.

---

**B1813464****Explanation:**

A Reset Reload request was received and halt transition was invoked but it failed. Triggering a force reset reload.

**Response:**

The FRU callouts are calculated at the time of the failure. See the error log for the actual replacement strategy.

---

**B1813465****Explanation:**

State Manager daemon could not start the Automatic and Timed Power on services and hence will exit. This will result in a reset reload. These would mostly be due to a system resource limitation issues.

**Response:**

The FRU callouts are calculated at the time of the failure. See the error log for the actual replacement strategy.

---

**B181347A****Explanation:**

Firmware encountered an error while communicating with PowerVM. System may not be able to perform a PowerVM network boot of partition 1

**Response:**

The FRU callouts are calculated at the time of the failure. See the error log for the actual replacement strategy.

---

**B181347B****Explanation:**

Firmware encountered an error while communicating with PowerVM. System may not be able to perform a PowerVM network boot of partition 1

**Response:**

The FRU callouts are calculated at the time of the failure. See the error log for the actual replacement strategy.

---

**B181347C****Explanation:**

Firmware encountered an error while communicating with PowerVM. System may not be able to perform a PowerVM network boot of partition 1

**Response:**

The FRU callouts are calculated at the time of the failure. See the error log for the actual replacement strategy.

---

**B181347D****Explanation:**

Firmware encountered an error while communicating with PowerVM. System may not be able to perform a PowerVM network boot of partition 1

**Response:**

The FRU callouts are calculated at the time of the failure. See the error log for the actual replacement strategy.

---

**B1813480****Explanation:**

Firmware encountered an error while communicating with PowerVM. System may not be able to perform a PowerVM network boot of partition 1

**Response:**

The FRU callouts are calculated at the time of the failure. See the error log for the actual replacement strategy.

---

**B1813481****Explanation:**

Firmware internal error was encountered

**Response:**

The FRU callouts are calculated at the time of the failure. See the error log for the actual replacement strategy.

---

**B1813502****Explanation:**

An error was returned from a function call.

**Response:**

If this is a tracking event, no service actions are required. Otherwise, use the FRU and procedure

callouts detailed with the SRC to determine service actions.

---

**B1813503****Explanation:**

There was an error opening the sys entry.

**Response:**

If this is a tracking event, no service actions are required. Otherwise, use the FRU and procedure callouts detailed with the SRC to determine service actions.

---

**B1813504****Explanation:**

error returned from exchangeBootSide()

**Response:**

If this is a tracking event, no service actions are required. Otherwise, use the FRU and procedure callouts detailed with the SRC to determine service actions.

---

**B1813505****Explanation:**

error returned from exchangeFspIPLType()

**Response:**

If this is a tracking event, no service actions are required. Otherwise, use the FRU and procedure callouts detailed with the SRC to determine service actions.

---

**B1813506****Explanation:****Response:**

If this is a tracking event, no service actions are required. Otherwise, use the FRU and procedure callouts detailed with the SRC to determine service actions.

---

**B1813507****Explanation:**

Error returned state execution

**Response:**

The FRU callouts are calculated at the time of the failure. See the error log for the actual replacement strategy.

---

**B1813508****Explanation:**

Error returned when writing redundancy status to vsrc block

**Response:**

The FRU callouts are calculated at the time of the failure. See the error log for the actual replacement strategy.

---

**B1813509****Explanation:**

Error returned from svpd\_update\_KW\_using\_rid()

**Response:**

The FRU callouts are calculated at the time of the failure. See the error log for the actual replacement strategy.

---

**B1813513****Explanation:**

An error was returned from a function call.

**Response:**

If this is a tracking event, no service actions are required. Otherwise, use the FRU and procedure callouts detailed with the SRC to determine service actions.

---

**B1813514****Explanation:**

An error was returned from a function call.

**Response:**

If this is a tracking event, no service actions are required. Otherwise, use the FRU and procedure callouts detailed with the SRC to determine service actions.

---

**B1813515****Explanation:**

An error was returned from a function call.

**Response:**

If this is a tracking event, no service actions are required. Otherwise, use the FRU and procedure callouts detailed with the SRC to determine service actions.

---

**B1813516****Explanation:**

An error was returned from a function call.

**Response:**

If this is a tracking event, no service actions are required. Otherwise, use the FRU and procedure callouts detailed with the SRC to determine service actions.

---

**B1813517****Explanation:**

An error was returned when trying to connect to the sibling service processor or system controller.

**Response:**

If this is a tracking event, no service actions are required. Otherwise, use the FRU and procedure callouts detailed with the SRC to determine service actions.

---

**B1813518****Explanation:**

An error was returned from a function call.

**Response:**

If this is a tracking event, no service actions are required. Otherwise, use the FRU and procedure callouts detailed with the SRC to determine service actions.

---

**B1813519****Explanation:**

An error was returned from a function call.

**Response:**

If this is a tracking event, no service actions are required. Otherwise, use the FRU and procedure callouts detailed with the SRC to determine service actions.

---

**B181351A****Explanation:**

When checking the guard state, the sibling service processor or system controller was found to be guarded out.

**Response:**

If this is a tracking event, no service actions are required. Otherwise, use the FRU and procedure callouts detailed with the SRC to determine service actions.

---

**B181351B****Explanation:**

The response from the machine-type, model, and serial number exchange was empty.

**Response:**

If this is a tracking event, no service actions are required. Otherwise, use the FRU and procedure callouts detailed with the SRC to determine service actions.

---

**B181351C****Explanation:**

An error occurred when attempting to create an address object.

**Response:**

If this is a tracking event, no service actions are required. Otherwise, use the FRU and procedure callouts detailed with the SRC to determine service actions.

---

**B181351D****Explanation:**

An error occurred when attempting to create an address object.

**Response:**

If this is a tracking event, no service actions are required. Otherwise, use the FRU and procedure callouts detailed with the SRC to determine service actions.

---

**B181351E****Explanation:**

An error was returned from a function call.

**Response:**

If this is a tracking event, no service actions are required. Otherwise, use the FRU and procedure callouts detailed with the SRC to determine service actions.

---

**B181351F****Explanation:**

An error was returned from a function call.

**Response:**

If this is a tracking event, no service actions are required. Otherwise, use the FRU and procedure callouts detailed with the SRC to determine service actions.

---

**B1813520****Explanation:**

There was an error when reading the service processor's state.

**Response:**

If this is a tracking event, no service actions are required. Otherwise, use the FRU and procedure callouts detailed with the SRC to determine service actions.

---

**B1813521****Explanation:**

An error was returned from a function call.

**Response:**

If this is a tracking event, no service actions are required. Otherwise, use the FRU and procedure callouts detailed with the SRC to determine service actions.

---

**B1813522****Explanation:**

Error returned from goodPathRelationDetermination()

**Response:**

If this is a tracking event, no service actions are required. Otherwise, use the FRU and procedure callouts detailed with the SRC to determine service actions.

---

**B1813523****Explanation:**

Error returned from sibling when requesting that he sets up his role

**Response:**

If this is a tracking event, no service actions are required. Otherwise, use the FRU and procedure callouts detailed with the SRC to determine service actions.

---

**B1813524****Explanation:**

An error was returned from a function call.

**Response:**

If this is a tracking event, no service actions are required. Otherwise, use the FRU and procedure callouts detailed with the SRC to determine service actions.

---

**B1813525****Explanation:**

An error was returned from a function call.

**Response:**

If this is a tracking event, no service actions are required. Otherwise, use the FRU and procedure callouts detailed with the SRC to determine service actions.

---

**B1813526****Explanation:**

An unsupported command was received from the sibling service processor or system controller.

**Response:**

If this is a tracking event, no service actions are required. Otherwise, use the FRU and procedure callouts detailed with the SRC to determine service actions.

---

**B1813527****Explanation:**

The response from the secondary service processor contains no data.

**Response:**

If this is a tracking event, no service actions are required. Otherwise, use the FRU and procedure callouts detailed with the SRC to determine service actions.

---

**B1813528****Explanation:**

Error returned from setAddressObj()

**Response:**

If this is a tracking event, no service actions are required. Otherwise, use the FRU and procedure callouts detailed with the SRC to determine service actions.

---

**B1813529****Explanation:**

An error was returned from a function call.

**Response:**

If this is a tracking event, no service actions are required. Otherwise, use the FRU and procedure callouts detailed with the SRC to determine service actions.

---

**B181352A**

**Explanation:**

Error returned from setSiblingState()

**Response:**

If this is a tracking event, no service actions are required. Otherwise, use the FRU and procedure callouts detailed with the SRC to determine service actions.

---

**B181352B**

**Explanation:**

Error returned from an information exchange function

**Response:**

If this is a tracking event, no service actions are required. Otherwise, use the FRU and procedure callouts detailed with the SRC to determine service actions.

---

**B181352C**

**Explanation:**

An error was returned from a function call.

**Response:**

If this is a tracking event, no service actions are required. Otherwise, use the FRU and procedure callouts detailed with the SRC to determine service actions.

---

**B181352D**

**Explanation:**

An error was returned from a function call.

**Response:**

If this is a tracking event, no service actions are required. Otherwise, use the FRU and procedure callouts detailed with the SRC to determine service actions.

---

**B181352E**

**Explanation:**

An error was returned when attempting to switch sides.

**Response:**

If this is a tracking event, no service actions are required. Otherwise, use the FRU and procedure callouts detailed with the SRC to determine service actions.

---

**B181352F**

**Explanation:**

An error was returned from a function call.

**Response:**

If this is a tracking event, no service actions are required. Otherwise, use the FRU and procedure callouts detailed with the SRC to determine service actions.

---

**B1813530**

**Explanation:**

A sibling was detected, but the communication lines broke down, and the error threshold was exceeded.

**Response:**

If this is a tracking event, no service actions are required. Otherwise, use the FRU and procedure callouts detailed with the SRC to determine service actions.

---

**B1813531**

**Explanation:**

An error was returned from a function call.

**Response:**

If this is a tracking event, no service actions are required. Otherwise, use the FRU and procedure callouts detailed with the SRC to determine service actions.

---

**B1813532**

**Explanation:**

An error was returned from a function call.

**Response:**

If this is a tracking event, no service actions are required. Otherwise, use the FRU and procedure callouts detailed with the SRC to determine service actions.

---

**B1813533**

**Explanation:**

An error was returned from a function call.

**Response:**

If this is a tracking event, no service actions are required. Otherwise, use the FRU and procedure callouts detailed with the SRC to determine service actions.

---

**B1813534**

**Explanation:**

An error was returned from a function call.

**Response:**

If this is a tracking event, no service actions are required. Otherwise, use the FRU and procedure callouts detailed with the SRC to determine service actions.

---

**B1813535**

**Explanation:**



An error was returned from a function call.

**Response:**

If this is a tracking event, no service actions are required. Otherwise, use the FRU and procedure callouts detailed with the SRC to determine service actions.

---

**B1813536**

**Explanation:**

An error was returned from a function call.

**Response:**

If this is a tracking event, no service actions are required. Otherwise, use the FRU and procedure callouts detailed with the SRC to determine service actions.

---

**B1813537**

**Explanation:**

An error was returned from a function call.

**Response:**

If this is a tracking event, no service actions are required. Otherwise, use the FRU and procedure callouts detailed with the SRC to determine service actions.

---

**B1813538**

**Explanation:**

An error was returned from a function call.

**Response:**

If this is a tracking event, no service actions are required. Otherwise, use the FRU and procedure callouts detailed with the SRC to determine service actions.

---

**B1813539**

**Explanation:**

An error was returned from a function call.

**Response:**

If this is a tracking event, no service actions are required. Otherwise, use the FRU and procedure callouts detailed with the SRC to determine service actions.

---

**B181353A**

**Explanation:**

The data read from the I/O multiplexor did not equal the data written.

**Response:**

If this is a tracking event, no service actions are required. Otherwise, use the FRU and procedure callouts detailed with the SRC to determine service actions.

---

**B181353B**

**Explanation:**

An error was returned from a function call.

**Response:**

If this is a tracking event, no service actions are required. Otherwise, use the FRU and procedure callouts detailed with the SRC to determine service actions.

---

**B181353C**

**Explanation:**

An error was returned from a function call.

**Response:**

If this is a tracking event, no service actions are required. Otherwise, use the FRU and procedure callouts detailed with the SRC to determine service actions.

---

**B181353D**

**Explanation:**

Error returned from `rdal_fsi_ffdc_extract()`

**Response:**

If this is a tracking event, no service actions are required. Otherwise, use the FRU and procedure callouts detailed with the SRC to determine service actions.

---

**B181353E**

**Explanation:**

An error was returned from the role determination object.

**Response:**

If this is a tracking event, no service actions are required. Otherwise, use the FRU and procedure callouts detailed with the SRC to determine service actions.

---

**B181353F**

**Explanation:**

An error was returned from a function call.

**Response:**

If this is a tracking event, no service actions are required. Otherwise, use the FRU and procedure callouts detailed with the SRC to determine service actions.

---

**B1813540**

**Explanation:**

An error was returned from a function call.

**Response:**

If this is a tracking event, no service actions are required. Otherwise, use the FRU and procedure callouts detailed with the SRC to determine service actions.

---

**B1813541**

**Explanation:**

An error was returned from a function call.

**Response:**

If this is a tracking event, no service actions are required. Otherwise, use the FRU and procedure callouts detailed with the SRC to determine service actions.

---

**B1813542**

**Explanation:**

Undefined data was received from the sibling service processor or system controller.

**Response:**

If this is a tracking event, no service actions are required. Otherwise, use the FRU and procedure callouts detailed with the SRC to determine service actions.

---

**B1813543**

**Explanation:**

There was an error returned from a utility when getting data.

**Response:**

If this is a tracking event, no service actions are required. Otherwise, use the FRU and procedure callouts detailed with the SRC to determine service actions.

---

**B1813544**

**Explanation:**

An error occurred when reading data.

**Response:**

If this is a tracking event, no service actions are required. Otherwise, use the FRU and procedure callouts detailed with the SRC to determine service actions.

---

**B1813545**

**Explanation:**

Undefined position data was read.

**Response:**

If this is a tracking event, no service actions are required. Otherwise, use the FRU and procedure callouts detailed with the SRC to determine service actions.

---

**B1813546**

**Explanation:**

An error was returned from a function call.

**Response:**

If this is a tracking event, no service actions are required. Otherwise, use the FRU and procedure callouts detailed with the SRC to determine service actions.

---

**B1813548**

**Explanation:**

A call was made to set the error number.

**Response:**

If this is a tracking event, no service actions are required. Otherwise, use the FRU and procedure callouts detailed with the SRC to determine service actions.

---

**B1813549**

**Explanation:**

An undefined sibling state was passed into a function call.

**Response:**

If this is a tracking event, no service actions are required. Otherwise, use the FRU and procedure callouts detailed with the SRC to determine service actions.

---

**B181354A**

**Explanation:**

An error was returned from a function call.

**Response:**

If this is a tracking event, no service actions are required. Otherwise, use the FRU and procedure callouts detailed with the SRC to determine service actions.

---

**B181354B**

**Explanation:**

There was an error when reading the service processor's state.

**Response:**

If this is a tracking event, no service actions are required. Otherwise, use the FRU and procedure callouts detailed with the SRC to determine service actions.

---

**B181354C**

**Explanation:**

An error was returned from a function call.

**Response:**

If this is a tracking event, no service actions are required. Otherwise, use the FRU and procedure callouts detailed with the SRC to determine service actions.

---

**B181354D**

**Explanation:**

An error was returned from a function call.

**Response:**

If this is a tracking event, no service actions are required. Otherwise, use the FRU and procedure callouts detailed with the SRC to determine service actions.

---

**B181354F****Explanation:**

Timed out waiting for GPIO device to appear

**Response:**

If this is a tracking event, no service actions are required. Otherwise, use the FRU and procedure callouts detailed with the SRC to determine service actions.

---

**B1813550****Explanation:**

An artificially injected error used for debugging

**Response:**

If this is a tracking event, no service actions are required. Otherwise, use the FRU and procedure callouts detailed with the SRC to determine service actions.

---

**B1813551****Explanation:**

An error was returned from a function call.

**Response:**

If this is a tracking event, no service actions are required. Otherwise, use the FRU and procedure callouts detailed with the SRC to determine service actions.

---

**B1813552****Explanation:**

An error was returned when trying to read a keyword.

**Response:**

If this is a tracking event, no service actions are required. Otherwise, use the FRU and procedure callouts detailed with the SRC to determine service actions.

---

**B1813553****Explanation:**

There was an error when reading the service processor's state.

**Response:**

If this is a tracking event, no service actions are required. Otherwise, use the FRU and procedure callouts detailed with the SRC to determine service actions.

---

**B1813554****Explanation:**

The amount of data that was read was not expected.

**Response:**

If this is a tracking event, no service actions are required. Otherwise, use the FRU and procedure callouts detailed with the SRC to determine service actions.

---

**B1813555****Explanation:**

An error was returned from a function call.

**Response:**

If this is a tracking event, no service actions are required. Otherwise, use the FRU and procedure callouts detailed with the SRC to determine service actions.

---

**B1813556****Explanation:**

An error was returned from a function call.

**Response:**

If this is a tracking event, no service actions are required. Otherwise, use the FRU and procedure callouts detailed with the SRC to determine service actions.

---

**B1813557****Explanation:**

An error was returned from a function call.

**Response:**

If this is a tracking event, no service actions are required. Otherwise, use the FRU and procedure callouts detailed with the SRC to determine service actions.

---

**B1813558****Explanation:**

An error was returned from a function call.

**Response:**

If this is a tracking event, no service actions are required. Otherwise, use the FRU and procedure callouts detailed with the SRC to determine service actions.

---

**B1813559****Explanation:**

An error was returned from a function call.

**Response:**

If this is a tracking event, no service actions are required. Otherwise, use the FRU and procedure callouts detailed with the SRC to determine service actions.

---

**B181355B****Explanation:**

Error returned from `adal_mbx_open()`

**Response:**

If this is a tracking event, no service actions are required. Otherwise, use the FRU and procedure callouts detailed with the SRC to determine service actions.

---

**B181355C****Explanation:**

There was an error in the data received from the sibling service processor.

**Response:**

If this is a tracking event, no service actions are required. Otherwise, use the FRU and procedure callouts detailed with the SRC to determine service actions.

---

**B181355D****Explanation:**

There was an error in the call to another firmware component interface.

**Response:**

If this is a tracking event, no service actions are required. Otherwise, use the FRU and procedure callouts detailed with the SRC to determine service actions.

---

**B181355E****Explanation:**

There was an error when reading 1 byte from the SYS entry.

**Response:**

If this is a tracking event, no service actions are required. Otherwise, use the FRU and procedure callouts detailed with the SRC to determine service actions.

---

**B181355F****Explanation:**

There was an error in opening the sys entry.

**Response:**

If this is a tracking event, no service actions are required. Otherwise, use the FRU and procedure callouts detailed with the SRC to determine service actions.

---

**B1813560****Explanation:**

Error returned from `rdal_iomux_seek()`

**Response:**

If this is a tracking event, no service actions are required. Otherwise, use the FRU and procedure callouts detailed with the SRC to determine service actions.

---

**B1813561****Explanation:**

An error was returned from a function call.

**Response:**

If this is a tracking event, no service actions are required. Otherwise, use the FRU and procedure

callouts detailed with the SRC to determine service actions.

---

**B1813562****Explanation:**

There was an error in the call to another component interface.

**Response:**

If this is a tracking event, no service actions are required. Otherwise, use the FRU and procedure callouts detailed with the SRC to determine service actions.

---

**B1813563****Explanation:**

An error was returned from a function call.

**Response:**

If this is a tracking event, no service actions are required. Otherwise, use the FRU and procedure callouts detailed with the SRC to determine service actions.

---

**B1813564****Explanation:**

Error returned from `rdal_iomux_query_state()`

**Response:**

If this is a tracking event, no service actions are required. Otherwise, use the FRU and procedure callouts detailed with the SRC to determine service actions.

---

**B1813565****Explanation:**

An error was returned from a function call.

**Response:**

If this is a tracking event, no service actions are required. Otherwise, use the FRU and procedure callouts detailed with the SRC to determine service actions.

---

**B1813566****Explanation:**

A command to start VPD sync returned an error.

**Response:**

If this is a tracking event, no service actions are required. Otherwise, use the FRU and procedure callouts detailed with the SRC to determine service actions.

---

**B1813567****Explanation:**

An error was returned from a function call.

**Response:**

If this is a tracking event, no service actions are required. Otherwise, use the FRU and procedure

callouts detailed with the SRC to determine service actions.

---

**B1813568****Explanation:**

setsockopt system call failed.

**Response:**

If this is a tracking event, no service actions are required. Otherwise, use the FRU and procedure callouts detailed with the SRC to determine service actions.

---

**B1813569****Explanation:**

The getsockopt system call returned an error.

**Response:**

If this is a tracking event, no service actions are required. Otherwise, use the FRU and procedure callouts detailed with the SRC to determine service actions.

---

**B1813570****Explanation:**

The rda\_l\_jtag\_shift\_cmd interface for JTAG returned an error.

**Response:**

If this is a tracking event, no service actions are required. Otherwise, use the FRU and procedure callouts detailed with the SRC to determine service actions.

---

**B1813571****Explanation:**

The rda\_l\_jtag\_shift\_data interface for JTAG returned an error.

**Response:**

If this is a tracking event, no service actions are required. Otherwise, use the FRU and procedure callouts detailed with the SRC to determine service actions.

---

**B1813572****Explanation:**

The rda\_l\_gpio\_write\_pin interface returned an error.

**Response:**

If this is a tracking event, no service actions are required. Otherwise, use the FRU and procedure callouts detailed with the SRC to determine service actions.

---

**B1813573****Explanation:**

The rda\_l\_gpio\_open interface returned an error.

**Response:**

If this is a tracking event, no service actions are required. Otherwise, use the FRU and procedure callouts detailed with the SRC to determine service actions.

---

**B1813574****Explanation:**

An error was returned from a function call.

**Response:**

If this is a tracking event, no service actions are required. Otherwise, use the FRU and procedure callouts detailed with the SRC to determine service actions.

---

**B1813575****Explanation:**

The rda\_l\_jtag\_open interface returned an error.

**Response:**

If this is a tracking event, no service actions are required. Otherwise, use the FRU and procedure callouts detailed with the SRC to determine service actions.

---

**B1813576****Explanation:**

An error was returned while waiting for JTAG-lock.

**Response:**

If this is a tracking event, no service actions are required. Otherwise, use the FRU and procedure callouts detailed with the SRC to determine service actions.

---

**B1813577****Explanation:**

The rda\_l\_gpio\_open interface returned an error.

**Response:**

If this is a tracking event, no service actions are required. Otherwise, use the FRU and procedure callouts detailed with the SRC to determine service actions.

---

**B1813578****Explanation:**

An error was returned from rda\_l\_gpio\_set\_mode.

**Response:**

If this is a tracking event, no service actions are required. Otherwise, use the FRU and procedure callouts detailed with the SRC to determine service actions.

---

**B1813579****Explanation:**

The ppcdbg\_open\_jtag interface for JTAG returned an error.

**Response:**

If this is a tracking event, no service actions are required. Otherwise, use the FRU and procedure callouts detailed with the SRC to determine service actions.

---

**B181357A****Explanation:**

An error was returned from an interface to the sibling service processor.

**Response:**

If this is a tracking event, no service actions are required. Otherwise, use the FRU and procedure callouts detailed with the SRC to determine service actions.

---

**B181357B****Explanation:**

An error was returned from an interface to the sibling service processor.

**Response:**

If this is a tracking event, no service actions are required. Otherwise, use the FRU and procedure callouts detailed with the SRC to determine service actions.

---

**B181357C****Explanation:**

An error was returned from a function call.

**Response:**

If this is a tracking event, no service actions are required. Otherwise, use the FRU and procedure callouts detailed with the SRC to determine service actions.

---

**B181357D****Explanation:**

An error was returned from an interface to the sibling service processor.

**Response:**

If this is a tracking event, no service actions are required. Otherwise, use the FRU and procedure callouts detailed with the SRC to determine service actions.

---

**B181357E****Explanation:**

An error was returned from an interface to the sibling service processor.

**Response:**

If this is a tracking event, no service actions are required. Otherwise, use the FRU and procedure callouts detailed with the SRC to determine service actions.

---

**B181357F****Explanation:**

An error was returned from a function call.

**Response:**

If this is a tracking event, no service actions are required. Otherwise, use the FRU and procedure callouts detailed with the SRC to determine service actions.

---

**B1813580****Explanation:**

An error was returned from a function call.

**Response:**

If this is a tracking event, no service actions are required. Otherwise, use the FRU and procedure callouts detailed with the SRC to determine service actions.

---

**B1813581****Explanation:**

An error was returned when setting up or triggering a kernel panic.

**Response:**

If this is a tracking event, no service actions are required. Otherwise, use the FRU and procedure callouts detailed with the SRC to determine service actions.

---

**B1813582****Explanation:**

An error was returned from a function call.

**Response:**

If this is a tracking event, no service actions are required. Otherwise, use the FRU and procedure callouts detailed with the SRC to determine service actions.

---

**B1813583****Explanation:**

An error occurred when trying to read the sibling service processor's scratch pad register.

**Response:**

If this is a tracking event, no service actions are required. Otherwise, use the FRU and procedure callouts detailed with the SRC to determine service actions.

---

**B1813584****Explanation:**

There was an error when writing to the mailbox.

**Response:**

If this is a tracking event, no service actions are required. Otherwise, use the FRU and procedure callouts detailed with the SRC to determine service actions.

---

**B1813585****Explanation:**

An error occurred when setting up or reading the cable ID.

**Response:**

If this is a tracking event, no service actions are required. Otherwise, use the FRU and procedure callouts detailed with the SRC to determine service actions.

---

**B1813586****Explanation:**

Firmware encountered error detecting the Service Processor's position on the System Control Unit.

**Response:**

The FRU callouts are calculated at the time of the failure. See the error log for the actual replacement strategy.

---

**B1813587****Explanation:**

Firmware encountered error detecting Redundant service processor over the FRU Service Interface.

**Response:**

The FRU callouts are calculated at the time of the failure. See the error log for the actual replacement strategy.

---

**B1813588****Explanation:**

Vital product data (VPD) collection was disabled because of previous VPD collection failures.

**Response:**

If this is a tracking event, no service actions are required. Otherwise, use the FRU and procedure callouts detailed with the SRC to determine service actions.

---

**B1813589****Explanation:**

Data of incorrect length was read from the VSRC block.

**Response:**

If this is a tracking event, no service actions are required. Otherwise, use the FRU and procedure callouts detailed with the SRC to determine service actions.

---

**B181358A****Explanation:**

An error was returned from an open command.

**Response:**

If this is a tracking event, no service actions are required. Otherwise, use the FRU and procedure

callouts detailed with the SRC to determine service actions.

---

**B181358B****Explanation:**

An error was returned from a seek command.

**Response:**

If this is a tracking event, no service actions are required. Otherwise, use the FRU and procedure callouts detailed with the SRC to determine service actions.

---

**B181358C****Explanation:**

An error was returned from a write command.

**Response:**

If this is a tracking event, no service actions are required. Otherwise, use the FRU and procedure callouts detailed with the SRC to determine service actions.

---

**B181358D****Explanation:**

An error was received when trying to write a trace file.

**Response:**

If this is a tracking event, no service actions are required. Otherwise, use the FRU and procedure callouts detailed with the SRC to determine service actions.

---

**B181358E****Explanation:**

An error was returned from a write command.

**Response:**

If this is a tracking event, no service actions are required. Otherwise, use the FRU and procedure callouts detailed with the SRC to determine service actions.

---

**B181358F****Explanation:**

There was an error when checking the I/O multiplexer state.

**Response:**

If this is a tracking event, no service actions are required. Otherwise, use the FRU and procedure callouts detailed with the SRC to determine service actions.

---

**B1813590****Explanation:**

Timed out waiting for the GPIO device to appear.

**Response:**

If this is a tracking event, no service actions are required. Otherwise, use the FRU and procedure

callouts detailed with the SRC to determine service actions.

---

**B1813591****Explanation:**

There was an error when collecting the system VPD when known to own local bus zero.

**Response:**

If this is a tracking event, no service actions are required. Otherwise, use the FRU and procedure callouts detailed with the SRC to determine service actions.

---

**B1813593****Explanation:**

An error was returned from util when opening the position file.

**Response:**

If this is a tracking event, no service actions are required. Otherwise, use the FRU and procedure callouts detailed with the SRC to determine service actions.

---

**B1813594****Explanation:**

The position file does not exist.

**Response:**

If this is a tracking event, no service actions are required. Otherwise, use the FRU and procedure callouts detailed with the SRC to determine service actions.

---

**B1813595****Explanation:**

An error occurred when reading the position file.

**Response:**

If this is a tracking event, no service actions are required. Otherwise, use the FRU and procedure callouts detailed with the SRC to determine service actions.

---

**B1813596****Explanation:**

The position file contained undefined data.

**Response:**

If this is a tracking event, no service actions are required. Otherwise, use the FRU and procedure callouts detailed with the SRC to determine service actions.

---

**B1813597****Explanation:**

An error was returned from utilreg::write.

**Response:**

If this is a tracking event, no service actions are required. Otherwise, use the FRU and procedure callouts detailed with the SRC to determine service actions.

---

**B1813598****Explanation:**

An error was returned from Util when closing the service processor position file.

**Response:**

If this is a tracking event, no service actions are required. Otherwise, use the FRU and procedure callouts detailed with the SRC to determine service actions.

---

**B1813599****Explanation:**

A sscanf call was made to set the error number.

**Response:**

If this is a tracking event, no service actions are required. Otherwise, use the FRU and procedure callouts detailed with the SRC to determine service actions.

---

**B181359A****Explanation:**

An undefined sibling state was passed into setSiblingState().

**Response:**

If this is a tracking event, no service actions are required. Otherwise, use the FRU and procedure callouts detailed with the SRC to determine service actions.

---

**B181359B****Explanation:**

An error was returned from utilreg::read.

**Response:**

If this is a tracking event, no service actions are required. Otherwise, use the FRU and procedure callouts detailed with the SRC to determine service actions.

---

**B181359C****Explanation:**

An error was returned from ReadScratchPadReg().

**Response:**

If this is a tracking event, no service actions are required. Otherwise, use the FRU and procedure callouts detailed with the SRC to determine service actions.

---

**B181359D****Explanation:**

An error was returned from SVPD\_collect\_system\_vpd



**Response:**

If this is a tracking event, no service actions are required. Otherwise, use the FRU and procedure callouts detailed with the SRC to determine service actions.

---

**B181359E****Explanation:**

An error was returned from ReadCableID()

**Response:**

If this is a tracking event, no service actions are required. Otherwise, use the FRU and procedure callouts detailed with the SRC to determine service actions.

---

**B181359F****Explanation:**

The data read from the IOMUX was not equal to the data that was written.

**Response:**

If this is a tracking event, no service actions are required. Otherwise, use the FRU and procedure callouts detailed with the SRC to determine service actions.

---

**B18135A0****Explanation:**

An error was returned from rdal\_iomux\_close().

**Response:**

If this is a tracking event, no service actions are required. Otherwise, use the FRU and procedure callouts detailed with the SRC to determine service actions.

---

**B18135A1****Explanation:**

An error was returned from rdal\_iomux\_ffdc\_extract().

**Response:**

If this is a tracking event, no service actions are required. Otherwise, use the FRU and procedure callouts detailed with the SRC to determine service actions.

---

**B18135A2****Explanation:**

An error was returned from rdal\_fsi\_ffdc\_extract().

**Response:**

If this is a tracking event, no service actions are required. Otherwise, use the FRU and procedure callouts detailed with the SRC to determine service actions.

---

**B18135A3****Explanation:**

An error was returned from the role determination object.

**Response:**

If this is a tracking event, no service actions are required. Otherwise, use the FRU and procedure callouts detailed with the SRC to determine service actions.

---

**B18135A4****Explanation:**

An error was returned from setFspRole().

**Response:**

If this is a tracking event, no service actions are required. Otherwise, use the FRU and procedure callouts detailed with the SRC to determine service actions.

---

**B18135A5****Explanation:**

An error was returned from sendRcv().

**Response:**

If this is a tracking event, no service actions are required. Otherwise, use the FRU and procedure callouts detailed with the SRC to determine service actions.

---

**B18135A6****Explanation:**

An error was returned from setupSibling().

**Response:**

If this is a tracking event, no service actions are required. Otherwise, use the FRU and procedure callouts detailed with the SRC to determine service actions.

---

**B18135A7****Explanation:**

An error was returned from getCmdResponse().

**Response:**

If this is a tracking event, no service actions are required. Otherwise, use the FRU and procedure callouts detailed with the SRC to determine service actions.

---

**B18135A8****Explanation:**

An error was returned from readNvramMTMS().

**Response:**

If this is a tracking event, no service actions are required. Otherwise, use the FRU and procedure callouts detailed with the SRC to determine service actions.

---

**B18135A9****Explanation:**

An error was returned from CollectSystemVPD().

**Response:**

If this is a tracking event, no service actions are required. Otherwise, use the FRU and procedure callouts detailed with the SRC to determine service actions.

---

**B18135AA**

**Explanation:**

An error was returned from is FSPGarded().

**Response:**

If this is a tracking event, no service actions are required. Otherwise, use the FRU and procedure callouts detailed with the SRC to determine service actions.

---

**B18135AB**

**Explanation:**

An error was returned from ReadVSRCHandle().

**Response:**

If this is a tracking event, no service actions are required. Otherwise, use the FRU and procedure callouts detailed with the SRC to determine service actions.

---

**B18135AC**

**Explanation:**

An error was returned from ReadFSPSerialNumbers().

**Response:**

If this is a tracking event, no service actions are required. Otherwise, use the FRU and procedure callouts detailed with the SRC to determine service actions.

---

**B18135AD**

**Explanation:**

An error was returned from recvRoleCmd().

**Response:**

If this is a tracking event, no service actions are required. Otherwise, use the FRU and procedure callouts detailed with the SRC to determine service actions.

---

**B18135AE**

**Explanation:**

An error was returned from goodPathRelationDetermination().

**Response:**

If this is a tracking event, no service actions are required. Otherwise, use the FRU and procedure callouts detailed with the SRC to determine service actions.

---

**B18135AF**

**Explanation:**

An error was returned from the sibling service processor when requesting that it set up its role.

**Response:**

If this is a tracking event, no service actions are required. Otherwise, use the FRU and procedure callouts detailed with the SRC to determine service actions.

---

**B18135B0**

**Explanation:**

Returned error from SingleFSP\_CommFail\_RoleDetermination()

**Response:**

If this is a tracking event, no service actions are required. Otherwise, use the FRU and procedure callouts detailed with the SRC to determine service actions.

---

**B18135B1**

**Explanation:**

An error was returned becomeSlave().

**Response:**

If this is a tracking event, no service actions are required. Otherwise, use the FRU and procedure callouts detailed with the SRC to determine service actions.

---

**B18135B2**

**Explanation:**

An error was returned from becomeMaster().

**Response:**

If this is a tracking event, no service actions are required. Otherwise, use the FRU and procedure callouts detailed with the SRC to determine service actions.

---

**B18135B3**

**Explanation:**

An error was returned from CheckVPDAndDetermineRole().

**Response:**

If this is a tracking event, no service actions are required. Otherwise, use the FRU and procedure callouts detailed with the SRC to determine service actions.

---

**B18135B4**

**Explanation:**

An undefined command was received from the sibling service processor.

**Response:**

If this is a tracking event, no service actions are required. Otherwise, use the FRU and procedure callouts detailed with the SRC to determine service actions.

---

**B18135B5****Explanation:**

The response from the secondary service processor contained no data.

**Response:**

If this is a tracking event, no service actions are required. Otherwise, use the FRU and procedure callouts detailed with the SRC to determine service actions.

---

**B18135B6****Explanation:**

An error was returned from setAddressObj().

**Response:**

If this is a tracking event, no service actions are required. Otherwise, use the FRU and procedure callouts detailed with the SRC to determine service actions.

---

**B18135B7****Explanation:**

An error was returned from incrementReEntrant().

**Response:**

If this is a tracking event, no service actions are required. Otherwise, use the FRU and procedure callouts detailed with the SRC to determine service actions.

---

**B18135B8****Explanation:**

An error was returned from setSiblingState().

**Response:**

If this is a tracking event, no service actions are required. Otherwise, use the FRU and procedure callouts detailed with the SRC to determine service actions.

---

**B18135B9****Explanation:**

An error was returned from an information exchange function.

**Response:**

If this is a tracking event, no service actions are required. Otherwise, use the FRU and procedure callouts detailed with the SRC to determine service actions.

---

**B18135BA****Explanation:**

An error was returned from dscvReadFspState().

**Response:**

If this is a tracking event, no service actions are required. Otherwise, use the FRU and procedure

callouts detailed with the SRC to determine service actions.

---

**B18135BB****Explanation:**

An error was returned from PrimarySideCheck().

**Response:**

If this is a tracking event, no service actions are required. Otherwise, use the FRU and procedure callouts detailed with the SRC to determine service actions.

---

**B18135BC****Explanation:**

An error was returned from iplp when attempting to switch sides.

**Response:**

If this is a tracking event, no service actions are required. Otherwise, use the FRU and procedure callouts detailed with the SRC to determine service actions.

---

**B18135BD****Explanation:**

An error was returned SecondarySideCheck().

**Response:**

If this is a tracking event, no service actions are required. Otherwise, use the FRU and procedure callouts detailed with the SRC to determine service actions.

---

**B18135BE****Explanation:**

An error was returned from GardGetFspState().

**Response:**

If this is a tracking event, no service actions are required. Otherwise, use the FRU and procedure callouts detailed with the SRC to determine service actions.

---

**B18135BF****Explanation:**

An error was returned when trying to connect to the sibling

**Response:**

If this is a tracking event, no service actions are required. Otherwise, use the FRU and procedure callouts detailed with the SRC to determine service actions.

---

**B18135C0****Explanation:**

An error was returned from GetSiblingFSIState().

**Response:**

If this is a tracking event, no service actions are required. Otherwise, use the FRU and procedure callouts detailed with the SRC to determine service actions.

---

**B18135C1****Explanation:**

An error was returned from netsConnectServer().

**Response:**

If this is a tracking event, no service actions are required. Otherwise, use the FRU and procedure callouts detailed with the SRC to determine service actions.

---

**B18135C2****Explanation:**

An error log entry to record the sibling service processor's status was made.

**Response:**

If this is a tracking event, no service actions are required. Otherwise, use the FRU and procedure callouts detailed with the SRC to determine service actions.

---

**B18135C3****Explanation:**

While making the connection to establish the handshake, the message from the sibling service processor contained no data.

**Response:**

If this is a tracking event, no service actions are required. Otherwise, use the FRU and procedure callouts detailed with the SRC to determine service actions.

---

**B1813603****Explanation:**

A function failed.

**Response:**

If this is a tracking event, no service actions are required. Otherwise, use the FRU and procedure callouts detailed with the SRC to determine service actions.

---

**B1813608****Explanation:**

A host ADAL or registry failure occurred.

**Response:**

If this is a tracking event, no service actions are required. Otherwise, use the FRU and procedure callouts detailed with the SRC to determine service actions.

---

**B181360C****Explanation:**

A function call failed.

**Response:**

If this is a tracking event, no service actions are required. Otherwise, use the FRU and procedure callouts detailed with the SRC to determine service actions.

---

**B181360E****Explanation:**

An event detection failure occurred.

**Response:**

If this is a tracking event, no service actions are required. Otherwise, use the FRU and procedure callouts detailed with the SRC to determine service actions.

---

**B1813613****Explanation:**

A firmware failure caused a signal to be received.

**Response:**

If this is a tracking event, no service actions are required. Otherwise, use the FRU and procedure callouts detailed with the SRC to determine service actions.

---

**B1813614****Explanation:**

The event loop exited.

**Response:**

If this is a tracking event, no service actions are required. Otherwise, use the FRU and procedure callouts detailed with the SRC to determine service actions.

---

**B1813615****Explanation:**

A call to chdir failed.

**Response:**

If this is a tracking event, no service actions are required. Otherwise, use the FRU and procedure callouts detailed with the SRC to determine service actions.

---

**B1813616****Explanation:**

A function call failed.

**Response:**

If this is a tracking event, no service actions are required. Otherwise, use the FRU and procedure callouts detailed with the SRC to determine service actions.

---

**B1813801****Explanation:**

Failed to open a multiplexer configuration file.

**Response:**

If this is a tracking event, no service actions are required. Otherwise, use the FRU and procedure callouts detailed with the SRC to determine service actions.

---

**B1813802****Explanation:**

An ERC file read failed.

**Response:**

If this is a tracking event, no service actions are required. Otherwise, use the FRU and procedure callouts detailed with the SRC to determine service actions.

---

**B1813803****Explanation:**

A FRU manager (FRUM) even failure occurred.

**Response:**

If this is a tracking event, no service actions are required. Otherwise, use the FRU and procedure callouts detailed with the SRC to determine service actions.

---

**B1813805****Explanation:**

Failed to fork the process.

**Response:**

If this is a tracking event, no service actions are required. Otherwise, use the FRU and procedure callouts detailed with the SRC to determine service actions.

---

**B1813807****Explanation:**

Failed to unflatten the error log from the network message.

**Response:**

If this is a tracking event, no service actions are required. Otherwise, use the FRU and procedure callouts detailed with the SRC to determine service actions.

---

**B1813808****Explanation:**

Failed to read the path from the registry.

**Response:**

If this is a tracking event, no service actions are required. Otherwise, use the FRU and procedure callouts detailed with the SRC to determine service actions.

---

**B1813809****Explanation:**

Failed to read the sibling service processor's state from the registry.

**Response:**

If this is a tracking event, no service actions are required. Otherwise, use the FRU and procedure callouts detailed with the SRC to determine service actions.

---

**B181380A****Explanation:**

Failed to read the service processor's role from the registry.

**Response:**

If this is a tracking event, no service actions are required. Otherwise, use the FRU and procedure callouts detailed with the SRC to determine service actions.

---

**B181380B****Explanation:**

Failed to read the service processor's position from the registry.

**Response:**

If this is a tracking event, no service actions are required. Otherwise, use the FRU and procedure callouts detailed with the SRC to determine service actions.

---

**B181380C****Explanation:**

Failed to write the watchdog-complete key to the registry.

**Response:**

If this is a tracking event, no service actions are required. Otherwise, use the FRU and procedure callouts detailed with the SRC to determine service actions.

---

**B181380D****Explanation:**

Failed to write the configuration change key to the registry.

**Response:**

If this is a tracking event, no service actions are required. Otherwise, use the FRU and procedure callouts detailed with the SRC to determine service actions.

---

**B181380E****Explanation:**

The key that was requested from the registry is not valid for this function.

**Response:**

If this is a tracking event, no service actions are required. Otherwise, use the FRU and procedure

callouts detailed with the SRC to determine service actions.

---

**B181380F****Explanation:**

The service processor could not be found in the system model.

**Response:**

If this is a tracking event, no service actions are required. Otherwise, use the FRU and procedure callouts detailed with the SRC to determine service actions.

---

**B1813810****Explanation:**

No valid service processor position was read.

**Response:**

If this is a tracking event, no service actions are required. Otherwise, use the FRU and procedure callouts detailed with the SRC to determine service actions.

---

**B1813811****Explanation:**

Failed to send a network message.

**Response:**

If this is a tracking event, no service actions are required. Otherwise, use the FRU and procedure callouts detailed with the SRC to determine service actions.

---

**B1813812****Explanation:**

Failed to receive a network message.

**Response:**

If this is a tracking event, no service actions are required. Otherwise, use the FRU and procedure callouts detailed with the SRC to determine service actions.

---

**B1813813****Explanation:**

Failed to establish communication with server.

**Response:**

If this is a tracking event, no service actions are required. Otherwise, use the FRU and procedure callouts detailed with the SRC to determine service actions.

---

**B1813814****Explanation:**

Failed to close an open socket.

**Response:**

If this is a tracking event, no service actions are required. Otherwise, use the FRU and procedure

callouts detailed with the SRC to determine service actions.

---

**B1813815****Explanation:**

Failed to create the network client address object.

**Response:**

If this is a tracking event, no service actions are required. Otherwise, use the FRU and procedure callouts detailed with the SRC to determine service actions.

---

**B1813816****Explanation:**

Failed to create the network server address object.

**Response:**

If this is a tracking event, no service actions are required. Otherwise, use the FRU and procedure callouts detailed with the SRC to determine service actions.

---

**B1813817****Explanation:**

Failed to find the network address server.

**Response:**

If this is a tracking event, no service actions are required. Otherwise, use the FRU and procedure callouts detailed with the SRC to determine service actions.

---

**B1813818****Explanation:**

Failed to listen on the network server address.

**Response:**

If this is a tracking event, no service actions are required. Otherwise, use the FRU and procedure callouts detailed with the SRC to determine service actions.

---

**B1813819****Explanation:**

Failed to listen for a network server connection.

**Response:**

If this is a tracking event, no service actions are required. Otherwise, use the FRU and procedure callouts detailed with the SRC to determine service actions.

---

**B181381A****Explanation:**

Failed to initialize the thread attribute variable.

**Response:**

If this is a tracking event, no service actions are required. Otherwise, use the FRU and procedure

callouts detailed with the SRC to determine service actions.

---

**B181381B****Explanation:**

Failed to set the thread attribute variable.

**Response:**

If this is a tracking event, no service actions are required. Otherwise, use the FRU and procedure callouts detailed with the SRC to determine service actions.

---

**B181381C****Explanation:**

Failed to create the monitor thread.

**Response:**

If this is a tracking event, no service actions are required. Otherwise, use the FRU and procedure callouts detailed with the SRC to determine service actions.

---

**B181381D****Explanation:**

Failed to lock the device list mutex.

**Response:**

If this is a tracking event, no service actions are required. Otherwise, use the FRU and procedure callouts detailed with the SRC to determine service actions.

---

**B181381E****Explanation:**

An error occurred when unlocking a mutex thread.

**Response:**

If this is a tracking event, no service actions are required. Otherwise, use the FRU and procedure callouts detailed with the SRC to determine service actions.

---

**B181381F****Explanation:**

Failed to wait for the mutex conditional.

**Response:**

If this is a tracking event, no service actions are required. Otherwise, use the FRU and procedure callouts detailed with the SRC to determine service actions.

---

**B1813820****Explanation:**

A parameter passed into a function is not valid.

**Response:**

If this is a tracking event, no service actions are required. Otherwise, use the FRU and procedure

callouts detailed with the SRC to determine service actions.

---

**B1813821****Explanation:**

An error occurred when reading from or writing to the message buffer.

**Response:**

If this is a tracking event, no service actions are required. Otherwise, use the FRU and procedure callouts detailed with the SRC to determine service actions.

---

**B1813822****Explanation:**

The message type that was received is not valid.

**Response:**

If this is a tracking event, no service actions are required. Otherwise, use the FRU and procedure callouts detailed with the SRC to determine service actions.

---

**B1813823****Explanation:**

Invalid input parameter.

**Response:**

If this is a tracking event, no service actions are required. Otherwise, use the FRU and procedure callouts detailed with the SRC to determine service actions.

---

**B1813824****Explanation:**

The message that was received does not contain data about a device from the caller list.

**Response:**

If this is a tracking event, no service actions are required. Otherwise, use the FRU and procedure callouts detailed with the SRC to determine service actions.

---

**B1813825****Explanation:**

The ACTION environment variable was missing.

**Response:**

If this is a tracking event, no service actions are required. Otherwise, use the FRU and procedure callouts detailed with the SRC to determine service actions.

---

**B1813826****Explanation:**

No ERC event sequence variable was found.

**Response:**

If this is a tracking event, no service actions are required. Otherwise, use the FRU and procedure callouts detailed with the SRC to determine service actions.

---

**B1813827****Explanation:**

The DEVPATH environment variable was missing.

**Response:**

If this is a tracking event, no service actions are required. Otherwise, use the FRU and procedure callouts detailed with the SRC to determine service actions.

---

**B1813828****Explanation:**

The CFAM environment variable was missing.

**Response:**

If this is a tracking event, no service actions are required. Otherwise, use the FRU and procedure callouts detailed with the SRC to determine service actions.

---

**B1813829****Explanation:**

The LINK environment variable was missing.

**Response:**

If this is a tracking event, no service actions are required. Otherwise, use the FRU and procedure callouts detailed with the SRC to determine service actions.

---

**B181382D****Explanation:**

A subsystem type argument was missing.

**Response:**

If this is a tracking event, no service actions are required. Otherwise, use the FRU and procedure callouts detailed with the SRC to determine service actions.

---

**B181382E****Explanation:**

Failed to create an event manager object.

**Response:**

If this is a tracking event, no service actions are required. Otherwise, use the FRU and procedure callouts detailed with the SRC to determine service actions.

---

**B181382F****Explanation:**

Failed to look for events from the list.

**Response:**

If this is a tracking event, no service actions are required. Otherwise, use the FRU and procedure callouts detailed with the SRC to determine service actions.

---

**B1813830****Explanation:**

An unknown event was received.

**Response:**

If this is a tracking event, no service actions are required. Otherwise, use the FRU and procedure callouts detailed with the SRC to determine service actions.

---

**B1813831****Explanation:**

Failed to send an event for CFAM.

**Response:**

If this is a tracking event, no service actions are required. Otherwise, use the FRU and procedure callouts detailed with the SRC to determine service actions.

---

**B1813833****Explanation:**

An "add event" for a device has been received twice. This indicates a problem with hot-plug processing.

**Response:**

If this is a tracking event, no service actions are required. Otherwise, use the FRU and procedure callouts detailed with the SRC to determine service actions.

---

**B1813834****Explanation:**

A "removal event" for a device has been received twice. This indicates a problem with hot-plug processing.

**Response:**

If this is a tracking event, no service actions are required. Otherwise, use the FRU and procedure callouts detailed with the SRC to determine service actions.

---

**B1813835****Explanation:**

Failed to get a device list to validate.

**Response:**

If this is a tracking event, no service actions are required. Otherwise, use the FRU and procedure callouts detailed with the SRC to determine service actions.

---

**B1813836****Explanation:**



An ERC validation mismatch occurred.

**Response:**

If this is a tracking event, no service actions are required. Otherwise, use the FRU and procedure callouts detailed with the SRC to determine service actions.

---

**B1813837**

**Explanation:**

There was an ERC validation mismatch.

**Response:**

If this is a tracking event, no service actions are required. Otherwise, use the FRU and procedure callouts detailed with the SRC to determine service actions.

---

**B1813838**

**Explanation:**

Validation of the device list failed due to the lists being disjointed, missing primary devices, or missing backup devices.

**Response:**

If this is a tracking event, no service actions are required. Otherwise, use the FRU and procedure callouts detailed with the SRC to determine service actions.

---

**B1813839**

**Explanation:**

ERC forced a device addition.

**Response:**

If this is a tracking event, no service actions are required. Otherwise, use the FRU and procedure callouts detailed with the SRC to determine service actions.

---

**B181383B**

**Explanation:**

The node that was requested is out of range.

**Response:**

If this is a tracking event, no service actions are required. Otherwise, use the FRU and procedure callouts detailed with the SRC to determine service actions.

---

**B181383C**

**Explanation:**

Failed to get the node status or device driver level.

**Response:**

If this is a tracking event, no service actions are required. Otherwise, use the FRU and procedure callouts detailed with the SRC to determine service actions.

---

**B181383D**

**Explanation:**

Failed to get the hot-plug event list, or the vector size was zero.

**Response:**

If this is a tracking event, no service actions are required. Otherwise, use the FRU and procedure callouts detailed with the SRC to determine service actions.

---

**B181383F**

**Explanation:**

Failed to guard out the secondary service processor.

**Response:**

If this is a tracking event, no service actions are required. Otherwise, use the FRU and procedure callouts detailed with the SRC to determine service actions.

---

**B1813840**

**Explanation:**

The local bus grab operation failed.

**Response:**

If this is a tracking event, no service actions are required. Otherwise, use the FRU and procedure callouts detailed with the SRC to determine service actions.

---

**B1813850**

**Explanation:**

The multiplexer configuration key is not valid with the sibling state change.

**Response:**

If this is a tracking event, no service actions are required. Otherwise, use the FRU and procedure callouts detailed with the SRC to determine service actions.

---

**B1813851**

**Explanation:**

The actual I/O multiplexor size does not equal the saved control data size.

**Response:**

If this is a tracking event, no service actions are required. Otherwise, use the FRU and procedure callouts detailed with the SRC to determine service actions.

---

**B1813852**

**Explanation:**

The size was incorrect for the I/O multiplexor configuration file.

**Response:**

If this is a tracking event, no service actions are required. Otherwise, use the FRU and procedure

callouts detailed with the SRC to determine service actions.

---

**B1813860****Explanation:**

Failed to extract the first-failure-data-capture (FFDC) data for the I/O multiplexer device driver.

**Response:**

If this is a tracking event, no service actions are required. Otherwise, use the FRU and procedure callouts detailed with the SRC to determine service actions.

---

**B1813861****Explanation:**

Failed to unlock the failure data for a multiplexer device driver.

**Response:**

If this is a tracking event, no service actions are required. Otherwise, use the FRU and procedure callouts detailed with the SRC to determine service actions.

---

**B1813862****Explanation:**

Failed to open a multiplexer device driver.

**Response:**

If this is a tracking event, no service actions are required. Otherwise, use the FRU and procedure callouts detailed with the SRC to determine service actions.

---

**B1813863****Explanation:**

Failed to close a multiplexer device driver.

**Response:**

If this is a tracking event, no service actions are required. Otherwise, use the FRU and procedure callouts detailed with the SRC to determine service actions.

---

**B1813864****Explanation:**

Failed to reposition the read/write offset for the multiplexer device driver.

**Response:**

If this is a tracking event, no service actions are required. Otherwise, use the FRU and procedure callouts detailed with the SRC to determine service actions.

---

**B1813865****Explanation:**

Failed to get the state of a multiplexer device driver.

**Response:**

If this is a tracking event, no service actions are required. Otherwise, use the FRU and procedure callouts detailed with the SRC to determine service actions.

---

**B1813866****Explanation:**

Failed to validate a multiplexer through a device driver.

**Response:**

If this is a tracking event, no service actions are required. Otherwise, use the FRU and procedure callouts detailed with the SRC to determine service actions.

---

**B1813867****Explanation:**

Failed to mark a multiplexer as not valid through a device driver.

**Response:**

If this is a tracking event, no service actions are required. Otherwise, use the FRU and procedure callouts detailed with the SRC to determine service actions.

---

**B1813868****Explanation:**

Failed to write to a multiplexer.

**Response:**

If this is a tracking event, no service actions are required. Otherwise, use the FRU and procedure callouts detailed with the SRC to determine service actions.

---

**B1813869****Explanation:**

Failed to read from a multiplexer.

**Response:**

If this is a tracking event, no service actions are required. Otherwise, use the FRU and procedure callouts detailed with the SRC to determine service actions.

---

**B181386A****Explanation:**

Failed to get the size of a multiplexer.

**Response:**

If this is a tracking event, no service actions are required. Otherwise, use the FRU and procedure callouts detailed with the SRC to determine service actions.

---

**B1813870****Explanation:**

Failed to extract the failure data for a device driver.

**Response:**

If this is a tracking event, no service actions are required. Otherwise, use the FRU and procedure callouts detailed with the SRC to determine service actions.

---

**B1813871****Explanation:**

Failed to unlock the failure data for a device driver.

**Response:**

If this is a tracking event, no service actions are required. Otherwise, use the FRU and procedure callouts detailed with the SRC to determine service actions.

---

**B1813872****Explanation:**

Failed to open a device driver.

**Response:**

If this is a tracking event, no service actions are required. Otherwise, use the FRU and procedure callouts detailed with the SRC to determine service actions.

---

**B1813873****Explanation:**

Failed to close a device driver.

**Response:**

If this is a tracking event, no service actions are required. Otherwise, use the FRU and procedure callouts detailed with the SRC to determine service actions.

---

**B1813874****Explanation:**

Failed to configure a communication link to a device driver.

**Response:**

If this is a tracking event, no service actions are required. Otherwise, use the FRU and procedure callouts detailed with the SRC to determine service actions.

---

**B1813876****Explanation:**

Failed to configure the I2C bus.

**Response:**

If this is a tracking event, no service actions are required. Otherwise, use the FRU and procedure callouts detailed with the SRC to determine service actions.

---

**B1813877****Explanation:**

Failed to close the I2C device driver.

**Response:**

If this is a tracking event, no service actions are required. Otherwise, use the FRU and procedure callouts detailed with the SRC to determine service actions.

---

**B1813878****Explanation:**

Failed to extract the "first failure data capture" data from the I2C device driver.

**Response:**

If this is a tracking event, no service actions are required. Otherwise, use the FRU and procedure callouts detailed with the SRC to determine service actions.

---

**B1813879****Explanation:**

Failed to unlock the FFDC for the IIC device driver.

**Response:**

If this is a tracking event, no service actions are required. Otherwise, use the FRU and procedure callouts detailed with the SRC to determine service actions.

---

**B181387A****Explanation:**

Failed to open the I2C device driver.

**Response:**

If this is a tracking event, no service actions are required. Otherwise, use the FRU and procedure callouts detailed with the SRC to determine service actions.

---

**B1813880****Explanation:**

Failed to extract the failure data for a device driver.

**Response:**

If this is a tracking event, no service actions are required. Otherwise, use the FRU and procedure callouts detailed with the SRC to determine service actions.

---

**B1813881****Explanation:**

Failed to unlock the failure data for a device driver.

**Response:**

If this is a tracking event, no service actions are required. Otherwise, use the FRU and procedure callouts detailed with the SRC to determine service actions.

---

**B1813882****Explanation:**

Failed to open a device driver.

**Response:**

If this is a tracking event, no service actions are required. Otherwise, use the FRU and procedure callouts detailed with the SRC to determine service actions.

---

**B1813883****Explanation:**

Failed to close a device driver.

**Response:**

If this is a tracking event, no service actions are required. Otherwise, use the FRU and procedure callouts detailed with the SRC to determine service actions.

---

**B1813884****Explanation:**

Failed to set the mode.

**Response:**

If this is a tracking event, no service actions are required. Otherwise, use the FRU and procedure callouts detailed with the SRC to determine service actions.

---

**B1813885****Explanation:**

Failed to write to the output pins on the GPIO.

**Response:**

If this is a tracking event, no service actions are required. Otherwise, use the FRU and procedure callouts detailed with the SRC to determine service actions.

---

**B1813886****Explanation:**

Failed to set the blink rate.

**Response:**

If this is a tracking event, no service actions are required. Otherwise, use the FRU and procedure callouts detailed with the SRC to determine service actions.

---

**B1813891****Explanation:**

Configuration file size is not valid.

**Response:**

If this is a tracking event, no service actions are required. Otherwise, use the FRU and procedure callouts detailed with the SRC to determine service actions.

---

**B1813892****Explanation:**

Configuration file key is not valid.

**Response:**

If this is a tracking event, no service actions are required. Otherwise, use the FRU and procedure callouts detailed with the SRC to determine service actions.

---

**B18138A0****Explanation:**

Failure detected in a communication link.

**Response:**

If this is a tracking event, no service actions are required. Otherwise, use the FRU and procedure callouts detailed with the SRC to determine service actions.

---

**B18138A1****Explanation:**

An error occurred when initializing the mutex attribute.

**Response:**

If this is a tracking event, no service actions are required. Otherwise, use the FRU and procedure callouts detailed with the SRC to determine service actions.

---

**B18138A2****Explanation:**

An error occurred when setting the mutex attribute type.

**Response:**

If this is a tracking event, no service actions are required. Otherwise, use the FRU and procedure callouts detailed with the SRC to determine service actions.

---

**B18138A3****Explanation:**

An error was returned from a mutex thread initialization.

**Response:**

If this is a tracking event, no service actions are required. Otherwise, use the FRU and procedure callouts detailed with the SRC to determine service actions.

---

**B18138B0****Explanation:**

An unrecovered FSI error was detected.

**Response:**

If this is a tracking event, no service actions are required. Otherwise, use the FRU and procedure callouts detailed with the SRC to determine service actions.

---

**B18138B1****Explanation:**

The maximum number of recovered FSI errors was reached.

**Response:**

If this is a tracking event, no service actions are required. Otherwise, use the FRU and procedure callouts detailed with the SRC to determine service actions.

---

**B18138B2**

**Explanation:**

A failover could not be initiated because rmgrBackupFailoverCapability indicates that it is not allowed.

**Response:**

If this is a tracking event, no service actions are required. Otherwise, use the FRU and procedure callouts detailed with the SRC to determine service actions.

---

**B18138B3**

**Explanation:**

Failed to set the I2C bus frequency.

**Response:**

If this is a tracking event, no service actions are required. Otherwise, use the FRU and procedure callouts detailed with the SRC to determine service actions.

---

**B18138B4**

**Explanation:**

A time-out occurred while waiting on the status of the devices.

**Response:**

If this is a tracking event, no service actions are required. Otherwise, use the FRU and procedure callouts detailed with the SRC to determine service actions.

---

**B18138B5**

**Explanation:**

There was time-out from the devlist server.

**Response:**

If this is a tracking event, no service actions are required. Otherwise, use the FRU and procedure callouts detailed with the SRC to determine service actions.

---

**B18138B6**

**Explanation:**

An invalid callout file size was found.

**Response:**

If this is a tracking event, no service actions are required. Otherwise, use the FRU and procedure callouts detailed with the SRC to determine service actions.

---

**B18138B7**

**Explanation:**

ERC forced the configuration timer to expire.

**Response:**

If this is a tracking event, no service actions are required. Otherwise, use the FRU and procedure callouts detailed with the SRC to determine service actions.

---

**B18138B8**

**Explanation:**

ERC deferred setcc; no primary service processor was found.

**Response:**

If this is a tracking event, no service actions are required. Otherwise, use the FRU and procedure callouts detailed with the SRC to determine service actions.

---

**B18138B9**

**Explanation:**

ERC deferred setcc; local devices are missing.

**Response:**

If this is a tracking event, no service actions are required. Otherwise, use the FRU and procedure callouts detailed with the SRC to determine service actions.

---

**B18138BA**

**Explanation:**

ERC deferred setcc; node devices are missing.

**Response:**

If this is a tracking event, no service actions are required. Otherwise, use the FRU and procedure callouts detailed with the SRC to determine service actions.

---

**B18138BB**

**Explanation:**

Setting the primary node controller failed.

**Response:**

If this is a tracking event, no service actions are required. Otherwise, use the FRU and procedure callouts detailed with the SRC to determine service actions.

---

**B18138C0**

**Explanation:**

An ERC RDAL SCAN failed to open.

**Response:**

If this is a tracking event, no service actions are required. Otherwise, use the FRU and procedure callouts detailed with the SRC to determine service actions.

---

---

**B18138C1****Explanation:**

An ERC RDAL SCAN failed to get the pulse length.

**Response:**

If this is a tracking event, no service actions are required. Otherwise, use the FRU and procedure callouts detailed with the SRC to determine service actions.

---

**B18138C2****Explanation:**

An ERC RDAL SCAN failed to set the pulse length.

**Response:**

If this is a tracking event, no service actions are required. Otherwise, use the FRU and procedure callouts detailed with the SRC to determine service actions.

---

**B18138C3****Explanation:**

An ERC RDAL SCAN failed to close.

**Response:**

If this is a tracking event, no service actions are required. Otherwise, use the FRU and procedure callouts detailed with the SRC to determine service actions.

---

**B18138C4****Explanation:**

An ERC RDAL SCAN failed to extract the FFDC (first failure data capture) information.

**Response:**

If this is a tracking event, no service actions are required. Otherwise, use the FRU and procedure callouts detailed with the SRC to determine service actions.

---

**B18138C5****Explanation:**

An ERC RDAL SCAN failed to unlock the FFDC (first failure data capture) information.

**Response:**

If this is a tracking event, no service actions are required. Otherwise, use the FRU and procedure callouts detailed with the SRC to determine service actions.

---

**B18138C7****Explanation:**

An ERC RDAL SCAN failed to extract the FFDC (first failure data capture) information

**Response:**

If this is a tracking event, no service actions are required. Otherwise, use the FRU and procedure

callouts detailed with the SRC to determine service actions.

---

**B18138C8****Explanation:**

An ERC RDAL SCAN failed to get the GP1 value.

**Response:**

If this is a tracking event, no service actions are required. Otherwise, use the FRU and procedure callouts detailed with the SRC to determine service actions.

---

**B18138C9****Explanation:**

Failed to write the SCOM GP1 register.

**Response:**

If this is a tracking event, no service actions are required. Otherwise, use the FRU and procedure callouts detailed with the SRC to determine service actions.

---

**B18138CA****Explanation:**

An ERC RDAL SCAN failed to reset.

**Response:**

If this is a tracking event, no service actions are required. Otherwise, use the FRU and procedure callouts detailed with the SRC to determine service actions.

---

**B18138CB****Explanation:**

An ERC RDAL SCAN failed to get the arbiter.

**Response:**

If this is a tracking event, no service actions are required. Otherwise, use the FRU and procedure callouts detailed with the SRC to determine service actions.

---

**B18138CC****Explanation:**

An ERC RDAL SCAN failed to set the arbiter.

**Response:**

If this is a tracking event, no service actions are required. Otherwise, use the FRU and procedure callouts detailed with the SRC to determine service actions.

---

**B18138CD****Explanation:**

An ERC RDAL SCAN failed to close.

**Response:**

If this is a tracking event, no service actions are required. Otherwise, use the FRU and procedure

callouts detailed with the SRC to determine service actions.

---

**B18138CE****Explanation:**

An ERC RDAL SCAN failed to extract the FFDC (first failure data capture) information.

**Response:**

If this is a tracking event, no service actions are required. Otherwise, use the FRU and procedure callouts detailed with the SRC to determine service actions.

---

**B18138CF****Explanation:**

An ERC RDAL SCAN failed to unlock the FFDC (first failure data capture) information.

**Response:**

If this is a tracking event, no service actions are required. Otherwise, use the FRU and procedure callouts detailed with the SRC to determine service actions.

---

**B18138D0****Explanation:**

A netlink socket connection operation failed.

**Response:**

If this is a tracking event, no service actions are required. Otherwise, use the FRU and procedure callouts detailed with the SRC to determine service actions.

---

**B18138D1****Explanation:**

A netlink socket send operation failed.

**Response:**

If this is a tracking event, no service actions are required. Otherwise, use the FRU and procedure callouts detailed with the SRC to determine service actions.

---

**B18138D2****Explanation:**

A netlink socket send operation failed.

**Response:**

If this is a tracking event, no service actions are required. Otherwise, use the FRU and procedure callouts detailed with the SRC to determine service actions.

---

**B18138D3****Explanation:**

A netlink socket receive operation failed.

**Response:**

If this is a tracking event, no service actions are required. Otherwise, use the FRU and procedure callouts detailed with the SRC to determine service actions.

---

**B18138D4****Explanation:**

A netlink socket receive operation failed.

**Response:**

If this is a tracking event, no service actions are required. Otherwise, use the FRU and procedure callouts detailed with the SRC to determine service actions.

---

**B18138D5****Explanation:**

A netlink socket receive operation failed.

**Response:**

If this is a tracking event, no service actions are required. Otherwise, use the FRU and procedure callouts detailed with the SRC to determine service actions.

---

**B18138D6****Explanation:**

A netlink socket receive operation failed.

**Response:**

If this is a tracking event, no service actions are required. Otherwise, use the FRU and procedure callouts detailed with the SRC to determine service actions.

---

**B18138D7****Explanation:**

A netlink socket receive operation failed.

**Response:**

If this is a tracking event, no service actions are required. Otherwise, use the FRU and procedure callouts detailed with the SRC to determine service actions.

---

**B18138D8****Explanation:**

A netlink socket receive operation failed.

**Response:**

If this is a tracking event, no service actions are required. Otherwise, use the FRU and procedure callouts detailed with the SRC to determine service actions.

---

**B18138D9****Explanation:**

A netlink socket receive operation failed.

**Response:**

If this is a tracking event, no service actions are required. Otherwise, use the FRU and procedure callouts detailed with the SRC to determine service actions.

---

**B18138DA****Explanation:**

A netlink socket receive operation failed.

**Response:**

If this is a tracking event, no service actions are required. Otherwise, use the FRU and procedure callouts detailed with the SRC to determine service actions.

---

**B18138E8****Explanation:**

System model failure.

**Response:**

The FRU callouts are calculated at the time of the failure. See the error log for the actual replacement strategy.

---

**B18138EB****Explanation:**

Device not found in FSM

**Response:**

If this is a tracking event, no service actions are required. Otherwise, use the FRU and procedure callouts detailed with the SRC to determine service actions.

---

**B18138EC****Explanation:**

System model error.

**Response:**

The FRU callouts are calculated at the time of the failure. See the error log for the actual replacement strategy.

---

**B18138ED****Explanation:**

Unexpected function called.

**Response:**

The FRU callouts are calculated at the time of the failure. See the error log for the actual replacement strategy.

---

**B18138EE****Explanation:**

System model error.

**Response:**

The FRU callouts are calculated at the time of the failure. See the error log for the actual replacement strategy.

---

**B18138EF****Explanation:**

System type not determined.

**Response:**

The FRU callouts are calculated at the time of the failure. See the error log for the actual replacement strategy.

---

**B18138F0****Explanation:**

Failed to delete symlink.

**Response:**

The FRU callouts are calculated at the time of the failure. See the error log for the actual replacement strategy.

---

**B18138F1****Explanation:**

Failed to create symlink.

**Response:**

The FRU callouts are calculated at the time of the failure. See the error log for the actual replacement strategy.

---

**B18138F3****Explanation:**

A timeout occurred in the FRU manager component while waiting for FWSM.

**Response:**

If this is a tracking event, no service actions are required. Otherwise, use the FRU and procedure callouts detailed with the SRC to determine service actions.

---

**B18138F8****Explanation:**

Invalid input parameter

**Response:**

The FRU callouts are calculated at the time of the failure. See the error log for the actual replacement strategy.

---

**B1813901****Explanation:**

Informational message: an invalid request was sent to the node manager; it will be ignored.

**Response:**

If this is a tracking event, no service actions are required. Otherwise, use the FRU and procedure callouts detailed with the SRC to determine service actions.

---

**B1813906****Explanation:**



An error occurred when getting the IP address from node controller surveillance.

**Response:**

If this is a tracking event, no service actions are required. Otherwise, use the FRU and procedure callouts detailed with the SRC to determine service actions.

---

**B1813909**

**Explanation:**

The IPL is being terminated due to the loss of the primary node controller.

**Response:**

If this is a tracking event, no service actions are required. Otherwise, use the FRU and procedure callouts detailed with the SRC to determine service actions.

---

**B181390D**

**Explanation:**

Unable to perform a node controller failover because the redundancy policy is not set to correctly.

**Response:**

If this is a tracking event, no service actions are required. Otherwise, use the FRU and procedure callouts detailed with the SRC to determine service actions.

---

**B181390E**

**Explanation:**

Unable to perform a node controller failover because there is no node controller under surveillance.

**Response:**

If this is a tracking event, no service actions are required. Otherwise, use the FRU and procedure callouts detailed with the SRC to determine service actions.

---

**B181390F**

**Explanation:**

Unable to make node controller B primary because only node controller A is under surveillance.

**Response:**

If this is a tracking event, no service actions are required. Otherwise, use the FRU and procedure callouts detailed with the SRC to determine service actions.

---

**B1813911**

**Explanation:**

Unable to make node controller A primary because only node controller B is under surveillance.

**Response:**

If this is a tracking event, no service actions are required. Otherwise, use the FRU and procedure

callouts detailed with the SRC to determine service actions.

**B1813914**

**Explanation:**

Unable to send a command to the secondary service processor because it is in a bad state.

**Response:**

If this is a tracking event, no service actions are required. Otherwise, use the FRU and procedure callouts detailed with the SRC to determine service actions.

---

**B1813917**

**Explanation:**

An error occurred when reading a register.

**Response:**

If this is a tracking event, no service actions are required. Otherwise, use the FRU and procedure callouts detailed with the SRC to determine service actions.

---

**B1813918**

**Explanation:**

There was an error due to the loss of surveillance when activating a node controller.

**Response:**

If this is a tracking event, no service actions are required. Otherwise, use the FRU and procedure callouts detailed with the SRC to determine service actions.

---

**B1813919**

**Explanation:**

A failover was made due to node correlation.

**Response:**

If this is a tracking event, no service actions are required. Otherwise, use the FRU and procedure callouts detailed with the SRC to determine service actions.

---

**B1813920**

**Explanation:**

Node controller correlation failed.

**Response:**

If this is a tracking event, no service actions are required. Otherwise, use the FRU and procedure callouts detailed with the SRC to determine service actions.

---

**B1813921**

**Explanation:**

Node controller correlation failed.

**Response:**

If this is a tracking event, no service actions are required. Otherwise, use the FRU and procedure callouts detailed with the SRC to determine service actions.

---

**B1813923****Explanation:**

An invalid parameter was found.

**Response:**

If this is a tracking event, no service actions are required. Otherwise, use the FRU and procedure callouts detailed with the SRC to determine service actions.

---

**B1813924****Explanation:**

Unable to make node controller B primary because only node controller A is under surveillance.

**Response:**

If this is a tracking event, no service actions are required. Otherwise, use the FRU and procedure callouts detailed with the SRC to determine service actions.

---

**B1813925****Explanation:**

Unable to make node controller A primary because only node controller B is under surveillance.

**Response:**

If this is a tracking event, no service actions are required. Otherwise, use the FRU and procedure callouts detailed with the SRC to determine service actions.

---

**B1813926****Explanation:**

Unable to perform a node controller failover because there is no node controller under surveillance.

**Response:**

If this is a tracking event, no service actions are required. Otherwise, use the FRU and procedure callouts detailed with the SRC to determine service actions.

---

**B1813927****Explanation:**

An error occurred when trying to start the FRUM configuration timer after a new node controller was discovered by the system controller.

**Response:**

If this is a tracking event, no service actions are required. Otherwise, use the FRU and procedure callouts detailed with the SRC to determine service actions.

---

**B1813928****Explanation:**

An error occurred when trying to broadcast an event after a new node controller was discovered by the system controller.

**Response:**

If this is a tracking event, no service actions are required. Otherwise, use the FRU and procedure callouts detailed with the SRC to determine service actions.

---

**B181392A****Explanation:**

A request was sent to the NPL to insure that there is a functional node controller in a node.

**Response:**

If this is a tracking event, no service actions are required. Otherwise, use the FRU and procedure callouts detailed with the SRC to determine service actions.

---

**B181392B****Explanation:**

First failure data collection (FFDC) was done on BPH side A.

**Response:**

If this is a tracking event, no service actions are required. Otherwise, use the FRU and procedure callouts detailed with the SRC to determine service actions.

---

**B181392C****Explanation:**

First failure data collection (FFDC) was done on BPH side B.

**Response:**

If this is a tracking event, no service actions are required. Otherwise, use the FRU and procedure callouts detailed with the SRC to determine service actions.

---

**B181392D****Explanation:**

The system controller lost communication with a node controller for an extended period of time.

**Response:**

If this is a tracking event, no service actions are required. Otherwise, use the FRU and procedure callouts detailed with the SRC to determine service actions.

---

**B181392E****Explanation:**

There was a surveillance failure of a node controller.

**Response:**

If this is a tracking event, no service actions are required. Otherwise, use the FRU and procedure callouts detailed with the SRC to determine service actions.

---

**B181392F****Explanation:**

A node is present that is not under surveillance.

**Response:**

If this is a tracking event, no service actions are required. Otherwise, use the FRU and procedure callouts detailed with the SRC to determine service actions.

---

**B1813930****Explanation:**

There are two secondary node controllers.

**Response:**

If this is a tracking event, no service actions are required. Otherwise, use the FRU and procedure callouts detailed with the SRC to determine service actions.

---

**B1813931****Explanation:**

Only node controller A was visible to the system controller.

**Response:**

If this is a tracking event, no service actions are required. Otherwise, use the FRU and procedure callouts detailed with the SRC to determine service actions.

---

**B1813932****Explanation:**

Only node controller B was visible to the system controller.

**Response:**

If this is a tracking event, no service actions are required. Otherwise, use the FRU and procedure callouts detailed with the SRC to determine service actions.

---

**B1813936****Explanation:**

The interface to read node controller entries from P1 received an invalid argument.

**Response:**

If this is a tracking event, no service actions are required. Otherwise, use the FRU and procedure callouts detailed with the SRC to determine service actions.

---

**B1813937****Explanation:**

The system controller was unable to communicate with a node controller for an extended period of time.

**Response:**

If this is a tracking event, no service actions are required. Otherwise, use the FRU and procedure callouts detailed with the SRC to determine service actions.

---

**B1813938****Explanation:**

The system controller was unable to communicate with a node controller for an extended period of time.

**Response:**

If this is a tracking event, no service actions are required. Otherwise, use the FRU and procedure callouts detailed with the SRC to determine service actions.

---

**B1813939****Explanation:**

The controller selected was not the primary.

**Response:**

If this is a tracking event, no service actions are required. Otherwise, use the FRU and procedure callouts detailed with the SRC to determine service actions.

---

**B181393B****Explanation:**

An invalid request to read all alerts was received.

**Response:**

If this is a tracking event, no service actions are required. Otherwise, use the FRU and procedure callouts detailed with the SRC to determine service actions.

---

**B181393C****Explanation:**

A perc signal was received.

**Response:**

If this is a tracking event, no service actions are required. Otherwise, use the FRU and procedure callouts detailed with the SRC to determine service actions.

---

**B181393D****Explanation:**

Informational message: surveillance on a node controller was turned off at the request of an external component.

**Response:**

If this is a tracking event, no service actions are required. Otherwise, use the FRU and procedure callouts detailed with the SRC to determine service actions.

---

**B181393E****Explanation:**

Informational message: A reboot of a node controller was requested by an external component.

**Response:**

If this is a tracking event, no service actions are required. Otherwise, use the FRU and procedure callouts detailed with the SRC to determine service actions.

---

**B181393F****Explanation:**

Informational message: A reboot of a node controller was requested by an external component.

**Response:**

If this is a tracking event, no service actions are required. Otherwise, use the FRU and procedure callouts detailed with the SRC to determine service actions.

---

**B1813940****Explanation:**

Informational message: When a node controller was disabled, it was rebooted.

**Response:**

If this is a tracking event, no service actions are required. Otherwise, use the FRU and procedure callouts detailed with the SRC to determine service actions.

---

**B1813942****Explanation:**

The system controller is trying to start services on a node controller.

**Response:**

If this is a tracking event, no service actions are required. Otherwise, use the FRU and procedure callouts detailed with the SRC to determine service actions.

---

**B1813943****Explanation:**

The system controller did not receive a response (within the allotted time) to a ping command from the node controller.

**Response:**

If this is a tracking event, no service actions are required. Otherwise, use the FRU and procedure callouts detailed with the SRC to determine service actions.

---

**B1813944****Explanation:**

The system controller received bad data back after sending a ping command to a node controller.

**Response:**

If this is a tracking event, no service actions are required. Otherwise, use the FRU and procedure callouts detailed with the SRC to determine service actions.

---

**B1813945****Explanation:**

The system controller received bad data back after sending a ping command to a node controller.

**Response:**

If this is a tracking event, no service actions are required. Otherwise, use the FRU and procedure callouts detailed with the SRC to determine service actions.

---

**B1813946****Explanation:**

The system controller did not receive a response (within the allotted time) from a node controller after sending a surveillance off command to the node controller.

**Response:**

If this is a tracking event, no service actions are required. Otherwise, use the FRU and procedure callouts detailed with the SRC to determine service actions.

---

**B1813947****Explanation:**

The system controller received bad data back after sending a surveillance off command to a node controller.

**Response:**

If this is a tracking event, no service actions are required. Otherwise, use the FRU and procedure callouts detailed with the SRC to determine service actions.

---

**B1813948****Explanation:**

The system controller received bad data back after sending a surveillance off command to a node controller.

**Response:**

If this is a tracking event, no service actions are required. Otherwise, use the FRU and procedure callouts detailed with the SRC to determine service actions.

---

**B1813949****Explanation:**

The system controller did not receive a response (within the allotted time) from a node controller after sending a reboot command.

**Response:**

If this is a tracking event, no service actions are required. Otherwise, use the FRU and procedure callouts detailed with the SRC to determine service actions.

---

**B181394A**

**Explanation:**

The system controller received bad data back after sending a reboot command to a node controller.

**Response:**

If this is a tracking event, no service actions are required. Otherwise, use the FRU and procedure callouts detailed with the SRC to determine service actions.

---

**B181394B**

**Explanation:**

The system controller received bad data back after sending a reboot command to a node controller.

**Response:**

If this is a tracking event, no service actions are required. Otherwise, use the FRU and procedure callouts detailed with the SRC to determine service actions.

---

**B181394C**

**Explanation:**

The system controller did not receive a response (within the allotted time) from the node controller after sending a "hold sibling in reset command".

**Response:**

If this is a tracking event, no service actions are required. Otherwise, use the FRU and procedure callouts detailed with the SRC to determine service actions.

---

**B181394D**

**Explanation:**

The system controller received bad data back after sending a "hold sibling in reset command" to a node controller.

**Response:**

If this is a tracking event, no service actions are required. Otherwise, use the FRU and procedure callouts detailed with the SRC to determine service actions.

---

**B181394E**

**Explanation:**

The system controller received bad data back after sending a 一々田 hold sibling in reset command 一々田 to a node controller.

**Response:**

If this is a tracking event, no service actions are required. Otherwise, use the FRU and procedure callouts detailed with the SRC to determine service actions.

---

**B181394F**

**Explanation:**

The system controller lost the connection to a node controller.

**Response:**

If this is a tracking event, no service actions are required. Otherwise, use the FRU and procedure callouts detailed with the SRC to determine service actions.

---

**B1813950**

**Explanation:**

The system controller did not receive a response (within the allotted time) from the node controller after trying to start services on the node controller.

**Response:**

If this is a tracking event, no service actions are required. Otherwise, use the FRU and procedure callouts detailed with the SRC to determine service actions.

---

**B1813951**

**Explanation:**

The system controller received unexpected data back from a node controller when trying to start services on the node controller.

**Response:**

If this is a tracking event, no service actions are required. Otherwise, use the FRU and procedure callouts detailed with the SRC to determine service actions.

---

**B1813952**

**Explanation:**

The system controller received an error message from a node controller when trying to start services on the node controller.

**Response:**

If this is a tracking event, no service actions are required. Otherwise, use the FRU and procedure callouts detailed with the SRC to determine service actions.

---

**B1813954**

**Explanation:**

The system controllers see a different number of nodes.

**Response:**

If this is a tracking event, no service actions are required. Otherwise, use the FRU and procedure callouts detailed with the SRC to determine service actions.

---

**B1813955**

**Explanation:**

Node controllers that were visible during a previous boot are no longer visible.

**Response:**

If this is a tracking event, no service actions are required. Otherwise, use the FRU and procedure callouts detailed with the SRC to determine service actions.

---

**B1813956**

**Explanation:**

The node controller is rebooting by request.

**Response:**

If this is a tracking event, no service actions are required. Otherwise, use the FRU and procedure callouts detailed with the SRC to determine service actions.

---

**B1813957**

**Explanation:**

A time-out occurred when getting data from a node controller surveillance.

**Response:**

If this is a tracking event, no service actions are required. Otherwise, use the FRU and procedure callouts detailed with the SRC to determine service actions.

---

**B1813958**

**Explanation:**

A node controller was found with an invalid ID.

**Response:**

If this is a tracking event, no service actions are required. Otherwise, use the FRU and procedure callouts detailed with the SRC to determine service actions.

---

**B1813959**

**Explanation:**

Node controllers were found with pool IP addresses.

**Response:**

If this is a tracking event, no service actions are required. Otherwise, use the FRU and procedure callouts detailed with the SRC to determine service actions.

---

**B181395A**

**Explanation:**

The node controller did not become visible in time.

**Response:**

If this is a tracking event, no service actions are required. Otherwise, use the FRU and procedure callouts detailed with the SRC to determine service actions.

---

**B181395B**

**Explanation:**

An error occurred when getting the IP address from the dynamic node controller list.

**Response:**

If this is a tracking event, no service actions are required. Otherwise, use the FRU and procedure callouts detailed with the SRC to determine service actions.

---

**B181395C**

**Explanation:**

The node controller was disabled by a command line request.

**Response:**

If this is a tracking event, no service actions are required. Otherwise, use the FRU and procedure callouts detailed with the SRC to determine service actions.

---

**B181395D**

**Explanation:**

The node controllers moved to the surveillance service level.

**Response:**

If this is a tracking event, no service actions are required. Otherwise, use the FRU and procedure callouts detailed with the SRC to determine service actions.

---

**B181395E**

**Explanation:**

Timed out waiting for the data from the node manager daemon.

**Response:**

If this is a tracking event, no service actions are required. Otherwise, use the FRU and procedure callouts detailed with the SRC to determine service actions.

---

**B181395F**

**Explanation:**

A reboot of a node controller was requested by an external component.

**Response:**

If this is a tracking event, no service actions are required. Otherwise, use the FRU and procedure callouts detailed with the SRC to determine service actions.

---

**B1814001****Explanation:**

An unknown request was received.

**Response:**

If this is a tracking event, no service actions are required. Otherwise, use the FRU and procedure callouts detailed with the SRC to determine service actions.

---

**B1814006****Explanation:**

No target IP address was found.

**Response:**

If this is a tracking event, no service actions are required. Otherwise, use the FRU and procedure callouts detailed with the SRC to determine service actions.

---

**B181400F****Explanation:**

An error was received from the scandir function.

**Response:**

If this is a tracking event, no service actions are required. Otherwise, use the FRU and procedure callouts detailed with the SRC to determine service actions.

---

**B1814010****Explanation:**

An error occurred when opening the error log file.

**Response:**

If this is a tracking event, no service actions are required. Otherwise, use the FRU and procedure callouts detailed with the SRC to determine service actions.

---

**B1814011****Explanation:**

An error was received from a function call.

**Response:**

If this is a tracking event, no service actions are required. Otherwise, use the FRU and procedure callouts detailed with the SRC to determine service actions.

---

**B1814012****Explanation:**

The was a node controller surveillance failure.

**Response:**

If this is a tracking event, no service actions are required. Otherwise, use the FRU and procedure callouts detailed with the SRC to determine service actions.

---

**B1814013****Explanation:**

The was a node controller surveillance failure.

**Response:**

If this is a tracking event, no service actions are required. Otherwise, use the FRU and procedure callouts detailed with the SRC to determine service actions.

---

**B1814015****Explanation:**

An error was received from the remove function.

**Response:**

If this is a tracking event, no service actions are required. Otherwise, use the FRU and procedure callouts detailed with the SRC to determine service actions.

---

**B1814016****Explanation:**

The requested trace buffer was not found.

**Response:**

If this is a tracking event, no service actions are required. Otherwise, use the FRU and procedure callouts detailed with the SRC to determine service actions.

---

**B1814019****Explanation:**

An error occurred when the node controller was trying to read its own node driver\_name registry value. Refer to the primary SRC for additional detail.

**Response:**

If this is a tracking event, no service actions are required. Otherwise, use the FRU and procedure callouts detailed with the SRC to determine service actions.

---

**B181401A****Explanation:**

An error occurred when the node controller was trying to read its own role registry value. Refer to the primary SRC for additional detail.

**Response:**

If this is a tracking event, no service actions are required. Otherwise, use the FRU and procedure callouts detailed with the SRC to determine service actions.

---

**B181401B**

**Explanation:**

An error occurred when the node controller was trying to read its own node driver\_name registry value. Refer to the primary SRC for additional detail.

**Response:**

If this is a tracking event, no service actions are required. Otherwise, use the FRU and procedure callouts detailed with the SRC to determine service actions.

---

**B181401C****Explanation:**

An error occurred when the node controller was trying to read its own role registry value. Refer to the primary SRC for additional detail.

**Response:**

If this is a tracking event, no service actions are required. Otherwise, use the FRU and procedure callouts detailed with the SRC to determine service actions.

---

**B181401D****Explanation:**

An error occurred when the node controller was trying to read its own role registry value. Refer to the primary SRC for additional detail.

**Response:**

If this is a tracking event, no service actions are required. Otherwise, use the FRU and procedure callouts detailed with the SRC to determine service actions.

---

**B181401E****Explanation:**

An error occurred when the node controller was trying to read its own role registry value. Refer to the primary SRC for additional detail.

**Response:**

If this is a tracking event, no service actions are required. Otherwise, use the FRU and procedure callouts detailed with the SRC to determine service actions.

---

**B181401F****Explanation:**

An error occurred when the node controller was trying to read its own node driver\_name registry value. Refer to the primary SRC for additional detail.

**Response:**

If this is a tracking event, no service actions are required. Otherwise, use the FRU and procedure callouts detailed with the SRC to determine service actions.

---

**B1814020****Explanation:**

An error occurred when the node controller was trying to read its own eth0-ip-address registry value. Refer to the primary SRC for additional detail.

**Response:**

If this is a tracking event, no service actions are required. Otherwise, use the FRU and procedure callouts detailed with the SRC to determine service actions.

---

**B1814021****Explanation:**

An error occurred when the node controller was trying to read its own eth1-ip-address registry value. Refer to the primary SRC for additional detail.

**Response:**

If this is a tracking event, no service actions are required. Otherwise, use the FRU and procedure callouts detailed with the SRC to determine service actions.

---

**B1814022****Explanation:**

An error occurred when the node controller was trying to read its own eht1-ip-address registry value. Refer to the primary SRC for additional detail.

**Response:**

If this is a tracking event, no service actions are required. Otherwise, use the FRU and procedure callouts detailed with the SRC to determine service actions.

---

**B1814023****Explanation:**

An error occurred when the node controller was trying to read its own node controller-ID-address registry value. Refer to the primary SRC for additional detail.

**Response:**

If this is a tracking event, no service actions are required. Otherwise, use the FRU and procedure callouts detailed with the SRC to determine service actions.

---

**B1814024****Explanation:**

An error occurred when the node controller was trying to read its own node controller-DD-address registry value. Refer to the primary SRC for additional detail.

**Response:**

If this is a tracking event, no service actions are required. Otherwise, use the FRU and procedure callouts detailed with the SRC to determine service actions.

---

**B1814025**



**Explanation:**

An error occurred when calling the p-open function.

**Response:**

If this is a tracking event, no service actions are required. Otherwise, use the FRU and procedure callouts detailed with the SRC to determine service actions.

---

**B1814026****Explanation:**

An error occurred when setting the PRA word to zero.

**Response:**

If this is a tracking event, no service actions are required. Otherwise, use the FRU and procedure callouts detailed with the SRC to determine service actions.

---

**B1814027****Explanation:**

An error occurred when reading the PRA word.

**Response:**

If this is a tracking event, no service actions are required. Otherwise, use the FRU and procedure callouts detailed with the SRC to determine service actions.

---

**B1814028****Explanation:**

An error occurred when the node controller was trying to read its own role registry value. Refer to the primary SRC for additional detail.

**Response:**

If this is a tracking event, no service actions are required. Otherwise, use the FRU and procedure callouts detailed with the SRC to determine service actions.

---

**B1814029****Explanation:**

A perc signal was received.

**Response:**

If this is a tracking event, no service actions are required. Otherwise, use the FRU and procedure callouts detailed with the SRC to determine service actions.

---

**B181402A****Explanation:**

An error occurred when calling a system function.

**Response:**

If this is a tracking event, no service actions are required. Otherwise, use the FRU and procedure callouts detailed with the SRC to determine service actions.

---

**B181402D****Explanation:**

An error occurred when the node controller was trying to write a unique error ID to the registry.

**Response:**

If this is a tracking event, no service actions are required. Otherwise, use the FRU and procedure callouts detailed with the SRC to determine service actions.

---

**B1814033****Explanation:**

A panic request was received from the system controller.

**Response:**

If this is a tracking event, no service actions are required. Otherwise, use the FRU and procedure callouts detailed with the SRC to determine service actions.

---

**B181410A****Explanation:**

Connect to the server failed.

**Response:**

If this is a tracking event, no service actions are required. Otherwise, use the FRU and procedure callouts detailed with the SRC to determine service actions.

---

**B181410B****Explanation:**

An error occurred on an operation that could not be retried with a communications channel.

**Response:**

If this is a tracking event, no service actions are required. Otherwise, use the FRU and procedure callouts detailed with the SRC to determine service actions.

---

**B181410C****Explanation:**

The connection timed out.

**Response:**

If this is a tracking event, no service actions are required. Otherwise, use the FRU and procedure callouts detailed with the SRC to determine service actions.

---

**B181410D****Explanation:**

The connection timed out.

**Response:**

If this is a tracking event, no service actions are required. Otherwise, use the FRU and procedure

callouts detailed with the SRC to determine service actions.

---

**B181410F****Explanation:**

Failed to write data to a socket.

**Response:**

If this is a tracking event, no service actions are required. Otherwise, use the FRU and procedure callouts detailed with the SRC to determine service actions.

---

**B1814110****Explanation:**

Failed to read a message from the channel.

**Response:**

If this is a tracking event, no service actions are required. Otherwise, use the FRU and procedure callouts detailed with the SRC to determine service actions.

---

**B1814114****Explanation:**

A call back failure occurred.

**Response:**

If this is a tracking event, no service actions are required. Otherwise, use the FRU and procedure callouts detailed with the SRC to determine service actions.

---

**B1814115****Explanation:**

The incoming message has no callback correlator.

**Response:**

If this is a tracking event, no service actions are required. Otherwise, use the FRU and procedure callouts detailed with the SRC to determine service actions.

---

**B1814116****Explanation:**

There is FFDC data from the building block.

**Response:**

If this is a tracking event, no service actions are required. Otherwise, use the FRU and procedure callouts detailed with the SRC to determine service actions.

---

**B1814117****Explanation:**

NMGR returned a failure; there is a broken link or a node does not exist.

**Response:**

If this is a tracking event, no service actions are required. Otherwise, use the FRU and procedure

callouts detailed with the SRC to determine service actions.

---

**B1814119****Explanation:**

The rmgrd daemon received a signal that was not expected.

**Response:**

If this is a tracking event, no service actions are required. Otherwise, use the FRU and procedure callouts detailed with the SRC to determine service actions.

---

**B1814120****Explanation:**

Invalid AIO parameters were passed to `rdal_aio_ctx_submit`.

**Response:**

If this is a tracking event, no service actions are required. Otherwise, use the FRU and procedure callouts detailed with the SRC to determine service actions.

---

**B1814121****Explanation:**

Unable to find the proxy control block.

**Response:**

If this is a tracking event, no service actions are required. Otherwise, use the FRU and procedure callouts detailed with the SRC to determine service actions.

---

**B1814122****Explanation:**

The context cannot be cleaned up after the submission fails.

**Response:**

If this is a tracking event, no service actions are required. Otherwise, use the FRU and procedure callouts detailed with the SRC to determine service actions.

---

**B1814123****Explanation:**

The context cannot be cleaned up after the submission fails.

**Response:**

If this is a tracking event, no service actions are required. Otherwise, use the FRU and procedure callouts detailed with the SRC to determine service actions.

---

**B1814129****Explanation:**

The dispatcher shutdown timed out.

**Response:**

If this is a tracking event, no service actions are required. Otherwise, use the FRU and procedure callouts detailed with the SRC to determine service actions.

---

**B1814130****Explanation:**

Writing the message to the channel failed.

**Response:**

If this is a tracking event, no service actions are required. Otherwise, use the FRU and procedure callouts detailed with the SRC to determine service actions.

---

**B1814131****Explanation:**

Writing the message to the channel failed.

**Response:**

If this is a tracking event, no service actions are required. Otherwise, use the FRU and procedure callouts detailed with the SRC to determine service actions.

---

**B1814132****Explanation:**

Reading the message from the channel failed.

**Response:**

If this is a tracking event, no service actions are required. Otherwise, use the FRU and procedure callouts detailed with the SRC to determine service actions.

---

**B1814133****Explanation:**

Reading the message from the channel failed.

**Response:**

If this is a tracking event, no service actions are required. Otherwise, use the FRU and procedure callouts detailed with the SRC to determine service actions.

---

**B1814134****Explanation:**

Unable to get the target node's IP address; the sibling service processor or the node is inactive.

**Response:**

If this is a tracking event, no service actions are required. Otherwise, use the FRU and procedure callouts detailed with the SRC to determine service actions.

---

**B1814201****Explanation:**

RDAL reported a GPIO close failure.

**Response:**

If this is a tracking event, no service actions are required. Otherwise, use the FRU and procedure callouts detailed with the SRC to determine service actions.

---

**B1814202****Explanation:**

RDAL handle failure

**Response:**

If this is a tracking event, no service actions are required. Otherwise, use the FRU and procedure callouts detailed with the SRC to determine service actions.

---

**B1814203****Explanation:**

An error occurred, but FFDC could not be extracted

**Response:**

If this is a tracking event, no service actions are required. Otherwise, use the FRU and procedure callouts detailed with the SRC to determine service actions.

---

**B1814204****Explanation:**

FFDC data was extracted, but the unlock failed

**Response:**

If this is a tracking event, no service actions are required. Otherwise, use the FRU and procedure callouts detailed with the SRC to determine service actions.

---

**B1814205****Explanation:**

An invalid error log was passed into an FFDC function

**Response:**

If this is a tracking event, no service actions are required. Otherwise, use the FRU and procedure callouts detailed with the SRC to determine service actions.

---

**B1814206****Explanation:**

An invalid RDAL object was returned from an open command.

**Response:**

If this is a tracking event, no service actions are required. Otherwise, use the FRU and procedure callouts detailed with the SRC to determine service actions.

---

**B1814301****Explanation:**

An error was detected while setting the DD level of the service processor.

**Response:**

If this is a tracking event, no service actions are required. Otherwise, use the FRU and procedure callouts detailed with the SRC to determine service actions.

---

**B1814407**

**Explanation:**

Unable to initialize the address structure.

**Response:**

If this is a tracking event, no service actions are required. Otherwise, use the FRU and procedure callouts detailed with the SRC to determine service actions.

---

**B181440A**

**Explanation:**

The connection to the server failed.

**Response:**

If this is a tracking event, no service actions are required. Otherwise, use the FRU and procedure callouts detailed with the SRC to determine service actions.

---

**B181440B**

**Explanation:**

There was a hard socket failure disconnection.

**Response:**

If this is a tracking event, no service actions are required. Otherwise, use the FRU and procedure callouts detailed with the SRC to determine service actions.

---

**B181440C**

**Explanation:**

The connection timed out.

**Response:**

If this is a tracking event, no service actions are required. Otherwise, use the FRU and procedure callouts detailed with the SRC to determine service actions.

---

**B181440D**

**Explanation:**

The connection is closed.

**Response:**

If this is a tracking event, no service actions are required. Otherwise, use the FRU and procedure callouts detailed with the SRC to determine service actions.

---

**B181440F**

**Explanation:**

Failed to write data to a socket.

**Response:**

If this is a tracking event, no service actions are required. Otherwise, use the FRU and procedure callouts detailed with the SRC to determine service actions.

---

**B1814500**

**Explanation:**

Device Driver error while setting IIC bus speed.

**Response:**

The FRU callouts are calculated at the time of the failure. See the error log for the actual replacement strategy.

---

**B1814501**

**Explanation:**

An error occurred while trying to open the I2C device.

**Response:**

If this is a tracking event, no service actions are required. Otherwise, use the FRU and procedure callouts detailed with the SRC to determine service actions.

---

**B1814503**

**Explanation:**

IIC bus reset failed.

**Response:**

The FRU callouts are calculated at the time of the failure. See the error log for the actual replacement strategy.

---

**B1814505**

**Explanation:**

Database query failure

**Response:**

The FRU callouts are calculated at the time of the failure. See the error log for the actual replacement strategy.

---

**B1814601**

**Explanation:**

Unknown exception occurred.

**Response:**

The FRU callouts are calculated at the time of the failure. See the error log for the actual replacement strategy.

---

**B1814602**

**Explanation:**

CORBA OBJECT ALREADY ACTIVE EXCEPTIONS are caught here

**Response:**

The FRU callouts are calculated at the time of the failure. See the error log for the actual replacement strategy.

---

**B1814603****Explanation:**

CORBA Servant already active exceptions are caught here.

**Response:**

The FRU callouts are calculated at the time of the failure. See the error log for the actual replacement strategy.

---

**B1814604****Explanation:**

CORBA Object not active exceptions are caught here.

**Response:**

The FRU callouts are calculated at the time of the failure. See the error log for the actual replacement strategy.

---

**B1814606****Explanation:**

CORBA Invalid name exceptions are caught here.

**Response:**

The FRU callouts are calculated at the time of the failure. See the error log for the actual replacement strategy.

---

**B1814607****Explanation:**

CORBA No resource Exceptions are caught here.

**Response:**

The FRU callouts are calculated at the time of the failure. See the error log for the actual replacement strategy.

---

**B181460A****Explanation:**

CORBA User Exceptions are caught here.

**Response:**

The FRU callouts are calculated at the time of the failure. See the error log for the actual replacement strategy.

---

**B181460B****Explanation:**

An exception was encountered.

**Response:**

If this is a tracking event, no service actions are required. Otherwise, use the FRU and procedure callouts detailed with the SRC to determine service actions.

---

**B181460C****Explanation:**

omniORB Fatal Exceptions are caught here.

**Response:**

The FRU callouts are calculated at the time of the failure. See the error log for the actual replacement strategy.

---

**B181460E****Explanation:**

CORBA Object Not Found Exceptions are caught here.

**Response:**

The FRU callouts are calculated at the time of the failure. See the error log for the actual replacement strategy.

---

**B1814616****Explanation:**

An XREF synchronization error occurred.

**Response:**

If this is a tracking event, no service actions are required. Otherwise, use the FRU and procedure callouts detailed with the SRC to determine service actions.

---

**B1814701****Explanation:**

System Model Error.

**Response:**

The FRU callouts are calculated at the time of the failure. See the error log for the actual replacement strategy.

---

**B1814702****Explanation:**

System Model Error.

**Response:**

The FRU callouts are calculated at the time of the failure. See the error log for the actual replacement strategy.

---

**B1814707****Explanation:**

Error waiting for config complete timer.

**Response:**

The FRU callouts are calculated at the time of the failure. See the error log for the actual replacement strategy.

---

**B1814710****Explanation:**

No Database Updates received.

**Response:**

The FRU callouts are calculated at the time of the failure. See the error log for the actual replacement strategy.

---

**B1814712****Explanation:**

An IIC device driver failure occurred.

**Response:**

Use the FRU and procedure callouts detailed with the SRC to determine service actions.

---

**B1814713****Explanation:**

Error discovering the service processor position.

**Response:**

The FRU callouts are calculated at the time of the failure. See the error log for the actual replacement strategy.

---

**B1814714****Explanation:**

No Rows seen in the DB.

**Response:**

The FRU callouts are calculated at the time of the failure. See the error log for the actual replacement strategy.

---

**B1814715****Explanation:**

Table Row size returned from DB is not expected.

**Response:**

The FRU callouts are calculated at the time of the failure. See the error log for the actual replacement strategy.

---

**B1814716****Explanation:**

INVALID RID received from DB.

**Response:**

The FRU callouts are calculated at the time of the failure. See the error log for the actual replacement strategy.

---

**B1814717****Explanation:**

Calls from Non Master service processor not supported.

**Response:**

The FRU callouts are calculated at the time of the failure. See the error log for the actual replacement strategy.

---

**B1814718****Explanation:**

Failed to configure an IIC Device.

**Response:**

The FRU callouts are calculated at the time of the failure. See the error log for the actual replacement strategy.

---

**B1814719****Explanation:**

Failed to read an IIC Device.

**Response:**

The FRU callouts are calculated at the time of the failure. See the error log for the actual replacement strategy.

---

**B181471A****Explanation:**

Not supported for passed Device Path.

**Response:**

The FRU callouts are calculated at the time of the failure. See the error log for the actual replacement strategy.

---

**B181471B****Explanation:**

Multiple Rows returned instead of Single Row.

**Response:**

The FRU callouts are calculated at the time of the failure. See the error log for the actual replacement strategy.

---

**B1814800****Explanation:**

Invalid input parameter

**Response:**

The FRU callouts are calculated at the time of the failure. See the error log for the actual replacement strategy.

---

**B1814801****Explanation:**

Device driver close call failed.

**Response:**

The FRU callouts are calculated at the time of the failure. See the error log for the actual replacement strategy.

---

**B1814802****Explanation:**

Device driver enable call failed.

**Response:**

The FRU callouts are calculated at the time of the failure. See the error log for the actual replacement strategy.

---

**B1814803****Explanation:**

iic lock failure.

**Response:**

The FRU callouts are calculated at the time of the failure. See the error log for the actual replacement strategy.

---

**B1814804**

**Explanation:**

There was a device driver read call failure. It could be because of various reasons which includes device is busy, read timeout, firmware issue or possible hardware failure etc.

**Response:**

If this is a tracking event, no service actions are required. Otherwise, use the FRU and procedure callouts detailed with the SRC to determine service actions.

---

**B1814805**

**Explanation:**

A device driver write failure occurred.

**Response:**

Use the FRU and procedure callouts detailed with the SRC to determine service actions.

---

**B181480C**

**Explanation:**

FFDC unlock failure.

**Response:**

The FRU callouts are calculated at the time of the failure. See the error log for the actual replacement strategy.

---

**B1814820**

**Explanation:**

Device driver enable call failed.

**Response:**

The FRU callouts are calculated at the time of the failure. See the error log for the actual replacement strategy.

---

**B181482D**

**Explanation:**

Device driver bind engines call failed.

**Response:**

The FRU callouts are calculated at the time of the failure. See the error log for the actual replacement strategy.

---

**B18148E5**

**Explanation:**

No Rids found for call-out.

**Response:**

The FRU callouts are calculated at the time of the failure. See the error log for the actual replacement strategy.

---

**B18148E6**

**Explanation:**

No Rids found for call-out.

**Response:**

The FRU callouts are calculated at the time of the failure. See the error log for the actual replacement strategy.

---

**B18148E7**

**Explanation:**

Roles changed. Primary LCC path is not locked.

**Response:**

The FRU callouts are calculated at the time of the failure. See the error log for the actual replacement strategy.

---

**B18148E8**

**Explanation:**

FFDC collection failed.

**Response:**

The FRU callouts are calculated at the time of the failure. See the error log for the actual replacement strategy.

---

**B18148E9**

**Explanation:**

Unable to obtain FRUs.

**Response:**

The FRU callouts are calculated at the time of the failure. See the error log for the actual replacement strategy.

---

**B18148EB**

**Explanation:**

Loc code not found.

**Response:**

The FRU callouts are calculated at the time of the failure. See the error log for the actual replacement strategy.

---

**B18148EC**

**Explanation:**

Memory allocation failure.

**Response:**

The FRU callouts are calculated at the time of the failure. See the error log for the actual replacement strategy.

---

**B18148ED**

**Explanation:**

Primary not available.

**Response:**

The FRU callouts are calculated at the time of the failure. See the error log for the actual replacement strategy.

---

**B18148EE****Explanation:**

FRU callouts returned more than expected.

**Response:**

The FRU callouts are calculated at the time of the failure. See the error log for the actual replacement strategy.

---

**B18148EF****Explanation:**

SQL query failure.

**Response:**

The FRU callouts are calculated at the time of the failure. See the error log for the actual replacement strategy.

---

**B18148F0****Explanation:**

Invalid service processor pos returned.

**Response:**

The FRU callouts are calculated at the time of the failure. See the error log for the actual replacement strategy.

---

**B18148F1****Explanation:**

Get device path failure

**Response:**

The FRU callouts are calculated at the time of the failure. See the error log for the actual replacement strategy.

---

**B18148F2****Explanation:**

IIC map file corrupted.

**Response:**

The FRU callouts are calculated at the time of the failure. See the error log for the actual replacement strategy.

---

**B18148F3****Explanation:**

file open failure.

**Response:**

The FRU callouts are calculated at the time of the failure. See the error log for the actual replacement strategy.

---

**B18148F4****Explanation:**

file read failure.

**Response:**

The FRU callouts are calculated at the time of the failure. See the error log for the actual replacement strategy.

---

**B18148F5****Explanation:**

IIC map file corrupted.

**Response:**

The FRU callouts are calculated at the time of the failure. See the error log for the actual replacement strategy.

---

**B18148F6****Explanation:**

Get file size failure.

**Response:**

The FRU callouts are calculated at the time of the failure. See the error log for the actual replacement strategy.

---

**B18148F8****Explanation:**

Invalid file size returned.

**Response:**

The FRU callouts are calculated at the time of the failure. See the error log for the actual replacement strategy.

---

**B18148F9****Explanation:**

No callouts for the errno returned.

**Response:**

The FRU callouts are calculated at the time of the failure. See the error log for the actual replacement strategy.

---

**B18148FA****Explanation:**

Role determination failed.

**Response:**

The FRU callouts are calculated at the time of the failure. See the error log for the actual replacement strategy.

---

**B18148FB****Explanation:**

SQL query failure.

**Response:**

The FRU callouts are calculated at the time of the failure. See the error log for the actual replacement strategy.

---

**B18148FC**



**Explanation:**

Error reading NVRAM registry.

**Response:**

The FRU callouts are calculated at the time of the failure. See the error log for the actual replacement strategy.

---

**B18148FD****Explanation:**

No FRU callouts returned.

**Response:**

The FRU callouts are calculated at the time of the failure. See the error log for the actual replacement strategy.

---

**B18148FE****Explanation:**

Invalid input parameter

**Response:**

The FRU callouts are calculated at the time of the failure. See the error log for the actual replacement strategy.

---

**B18148FF****Explanation:**

Invalid input parameter

**Response:**

The FRU callouts are calculated at the time of the failure. See the error log for the actual replacement strategy.

---

**B1814905****Explanation:**

Failure reading FRU Presence.

**Response:**

The FRU callouts are calculated at the time of the failure. See the error log for the actual replacement strategy.

---

**B181490A****Explanation:**

Failure in SQL query execution.

**Response:**

The FRU callouts are calculated at the time of the failure. See the error log for the actual replacement strategy.

---

**B181490B****Explanation:**

Failure in SQL query execution.

**Response:**

The FRU callouts are calculated at the time of the failure. See the error log for the actual replacement strategy.

---

**B181490C****Explanation:**

Failure getting the link number.

**Response:**

The FRU callouts are calculated at the time of the failure. See the error log for the actual replacement strategy.

---

**B181490E****Explanation:**

Error in Database data.

**Response:**

The FRU callouts are calculated at the time of the failure. See the error log for the actual replacement strategy.

---

**B1814910****Explanation:**

Error in input parameter.

**Response:**

The FRU callouts are calculated at the time of the failure. See the error log for the actual replacement strategy.

---

**B1814912****Explanation:**

Cable type not supported.

**Response:**

The FRU callouts are calculated at the time of the failure. See the error log for the actual replacement strategy.

---

**B1814913****Explanation:**

Failure getting the FSP position.

**Response:**

The FRU callouts are calculated at the time of the failure. See the error log for the actual replacement strategy.

---

**B1814914****Explanation:**

Error in Database data.

**Response:**

The FRU callouts are calculated at the time of the failure. See the error log for the actual replacement strategy.

---

**B1814918****Explanation:**

FRU Identifier not supported.

**Response:**

The FRU callouts are calculated at the time of the failure. See the error log for the actual replacement strategy.

---

**B181491A****Explanation:**

Invalid input parameter.

**Response:**

The FRU callouts are calculated at the time of the failure. See the error log for the actual replacement strategy.

---

**B181491B****Explanation:**

Device Type Not Supported.

**Response:**

The FRU callouts are calculated at the time of the failure. See the error log for the actual replacement strategy.

---

**B181491C****Explanation:**

Device Type Not Supported.

**Response:**

The FRU callouts are calculated at the time of the failure. See the error log for the actual replacement strategy.

---

**B181491D****Explanation:**

A cabling mismatch has been detected.

**Response:**

If this is a tracking event, no service actions are required. Otherwise, use the FRU and procedure callouts detailed with the SRC to determine service actions.

---

**B181491E****Explanation:**

Invalid parameter encountered.

**Response:**

The FRU callouts are calculated at the time of the failure. See the error log for the actual replacement strategy.

---

**B1814923****Explanation:**

SMP cable validation error.

**Response:**

The FRU callouts are calculated at the time of the failure. See the error log for the actual replacement strategy.

---

**B1814924****Explanation:**

SMP cable validation error.

**Response:**

The FRU callouts are calculated at the time of the failure. See the error log for the actual replacement strategy.

---

**B1814925****Explanation:**

No path to access cable VPD.

**Response:**

The FRU callouts are calculated at the time of the failure. See the error log for the actual replacement strategy.

---

**B181492C****Explanation:**

Operation could not be completed as the program was busy

**Response:**

The FRU callouts are calculated at the time of the failure. See the error log for the actual replacement strategy.

---

**B1814939****Explanation:**

CM failure has occurred.

**Response:**

The FRU callouts are calculated at the time of the failure. See the error log for the actual replacement strategy.

---

**B181493A****Explanation:**

Invalid SMP link state.

**Response:**

The FRU callouts are calculated at the time of the failure. See the error log for the actual replacement strategy.

---

**B181493B****Explanation:**

Invalid SMP link state.

**Response:**

The FRU callouts are calculated at the time of the failure. See the error log for the actual replacement strategy.

---

**B181493C****Explanation:**

Invalid SMP link state.

**Response:**

The FRU callouts are calculated at the time of the failure. See the error log for the actual replacement strategy.

---

**B181493D****Explanation:**

Cable firmware files could not be loaded.

**Response:**

The FRU callouts are calculated at the time of the failure. See the error log for the actual replacement strategy.

---

**B1815003****Explanation:**

Host Firmware encountered an internal error

**Response:**

The FRU callouts are calculated at the time of the failure. See the error log for the actual replacement strategy.

---

**B1815004****Explanation:**

An issue occurred during IPL of the system: Internal Firmware Error

**Response:**

The FRU callouts are calculated at the time of the failure. See the error log for the actual replacement strategy.

---

**B1815005****Explanation:**

A problem occurred during the IPL of the system: No functional processor cores were found on the master processor.

**Response:**

The FRU callouts are calculated at the time of the failure. See the error log for the actual replacement strategy.

---

**B1815006****Explanation:**

A problem occurred during the IPL of the system: Found no functional dimm cards.

**Response:**

The FRU callouts are calculated at the time of the failure. See the error log for the actual replacement strategy.

---

**B1815007****Explanation:**

A problem occurred during the IPL of the system: No functional master processor was found on this node.

**Response:**

The FRU callouts are calculated at the time of the failure. See the error log for the actual replacement strategy.

---

**B1815008****Explanation:**

A problem occurred during the IPL of the system: No functional nodes were found on the system.

**Response:**

The FRU callouts are calculated at the time of the failure. See the error log for the actual replacement strategy.

---

**B181500A****Explanation:**

A previously discovered hardware issue is being ignored to allow the system to boot.

**Response:**

The FRU callouts are calculated at the time of the failure. See the error log for the actual replacement strategy.

---

**B181500B****Explanation:**

A problem occurred during the IPL of the system: A critical resource was found to be deconfigured

**Response:**

The FRU callouts are calculated at the time of the failure. See the error log for the actual replacement strategy.

---

**B181500E****Explanation:**

Insufficient hardware to continue IPL

**Response:**

The FRU callouts are calculated at the time of the failure. See the error log for the actual replacement strategy.

---

**B181500F****Explanation:**

Incompatible Processor Chip Levels

**Response:**

The FRU callouts are calculated at the time of the failure. See the error log for the actual replacement strategy.

---

**B1815010****Explanation:**

Incompatible Processor Chip Levels

**Response:**

The FRU callouts are calculated at the time of the failure. See the error log for the actual replacement strategy.

---

**B1815011****Explanation:**

Host firmware encountered an internal error

**Response:**

The FRU callouts are calculated at the time of the failure. See the error log for the actual replacement strategy.

---

**B1815012****Explanation:**

Host firmware encountered an internal error

**Response:**

The FRU callouts are calculated at the time of the failure. See the error log for the actual replacement strategy.

---

**B1815013****Explanation:**

Host Firmware encountered an internal error

**Response:**

The FRU callouts are calculated at the time of the failure. See the error log for the actual replacement strategy.

---

**B1815014****Explanation:**

A problem occurred during the IPL of the system:  
Found too many obus links

**Response:**

The FRU callouts are calculated at the time of the failure. See the error log for the actual replacement strategy.

---

**B1815015****Explanation:**

A problem occurred during the IPL of the system: No memory found

**Response:**

The FRU callouts are calculated at the time of the failure. See the error log for the actual replacement strategy.

---

**B181501A****Explanation:**

An issue occurred during IPL of the system: Internal Firmware Error

**Response:**

The FRU callouts are calculated at the time of the failure. See the error log for the actual replacement strategy.

---

**B181501B****Explanation:**

Incompatible Processor Chip Levels

**Response:**

The FRU callouts are calculated at the time of the failure. See the error log for the actual replacement strategy.

---

**B181501C****Explanation:**

Incompatible Processor Chip Levels

**Response:**

The FRU callouts are calculated at the time of the failure. See the error log for the actual replacement strategy.

---

**B181501D****Explanation:**

Incompatible Processor Chip Levels

**Response:**

The FRU callouts are calculated at the time of the failure. See the error log for the actual replacement strategy.

---

**B181501E****Explanation:**

An issue occurred during IPL of the system: Internal Firmware Error

**Response:**

The FRU callouts are calculated at the time of the failure. See the error log for the actual replacement strategy.

---

**B181501F****Explanation:**

Firmware Error

**Response:**

The FRU callouts are calculated at the time of the failure. See the error log for the actual replacement strategy.

---

**B1815021****Explanation:**

Unsupported memory installed.

**Response:**

The FRU callouts are calculated at the time of the failure. See the error log for the actual replacement strategy.

---

**B1815022****Explanation:**

Invalid or unsupported memory card installed.

**Response:**

The FRU callouts are calculated at the time of the failure. See the error log for the actual replacement strategy.

---

**B1815023****Explanation:**

Firmware Error

**Response:**

The FRU callouts are calculated at the time of the failure. See the error log for the actual replacement strategy.

---

**B1815081****Explanation:**

Service Processor Firmware couldn't detect minimum hardware required to boot the host

**Response:**

The FRU callouts are calculated at the time of the failure. See the error log for the actual replacement strategy.

---

**B1815083****Explanation:**

Service Processor Firmware did not find a valid communication link to the host

**Response:**

The FRU callouts are calculated at the time of the failure. See the error log for the actual replacement strategy.

---

**B1815088****Explanation:**

Service Processor Firmware couldn't detect minimum required time-of-day clocks to boot the host

**Response:**

The FRU callouts are calculated at the time of the failure. See the error log for the actual replacement strategy.

---

**B181508B****Explanation:**

Service Processor Firmware couldn't detect minimum required processor clocks required to boot the host

**Response:**

The FRU callouts are calculated at the time of the failure. See the error log for the actual replacement strategy.

---

**B181508D****Explanation:**

Service Processor Firmware couldn't detect any functional Nodes on the system

**Response:**

The FRU callouts are calculated at the time of the failure. See the error log for the actual replacement strategy.

---

**B181508E****Explanation:**

Service Processor Firmware encountered an internal error

**Response:**

The FRU callouts are calculated at the time of the failure. See the error log for the actual replacement strategy.

---

**B181508F****Explanation:**

Service Processor Firmware encountered an internal error

**Response:**

The FRU callouts are calculated at the time of the failure. See the error log for the actual replacement strategy.

---

**B1815090****Explanation:**

Service Processor Firmware encountered an internal error

**Response:**

The FRU callouts are calculated at the time of the failure. See the error log for the actual replacement strategy.

---

**B1815091****Explanation:**

Service Processor Firmware couldn't isolate a faulty service processor

**Response:**

The FRU callouts are calculated at the time of the failure. See the error log for the actual replacement strategy.

---

**B1815092****Explanation:**

Service Processor Firmware encountered an internal error

**Response:**

The FRU callouts are calculated at the time of the failure. See the error log for the actual replacement strategy.

---

**B1815093****Explanation:**

Service Processor Firmware encountered an internal error

**Response:**

The FRU callouts are calculated at the time of the failure. See the error log for the actual replacement strategy.

---

**B1815094****Explanation:**

Service Processor Firmware encountered an internal error

**Response:**

The FRU callouts are calculated at the time of the failure. See the error log for the actual replacement strategy.

---

**B1815095****Explanation:**

Service Processor Firmware couldn't detect a valid field core override value

**Response:**

The FRU callouts are calculated at the time of the failure. See the error log for the actual replacement strategy.

---

**B1815096****Explanation:**

Service Processor Firmware detected a field core override value greater than the maximum permissible

**Response:**

The FRU callouts are calculated at the time of the failure. See the error log for the actual replacement strategy.

---

**B1815097****Explanation:**

Service Processor Firmware doesn't support field core override on this system

**Response:**

The FRU callouts are calculated at the time of the failure. See the error log for the actual replacement strategy.

---

**B1815098****Explanation:**

Service Processor Firmware encountered an internal error

**Response:**

The FRU callouts are calculated at the time of the failure. See the error log for the actual replacement strategy.

---

**B1815099****Explanation:**

Service Processor Firmware encountered an internal error

**Response:**

The FRU callouts are calculated at the time of the failure. See the error log for the actual replacement strategy.

---

**B181509A****Explanation:**

Service Processor Firmware couldn't detect a valid field core override value

**Response:**

The FRU callouts are calculated at the time of the failure. See the error log for the actual replacement strategy.

---

**B181509B****Explanation:**

Service Processor received an invalid hardware isolation request from host

**Response:**

The FRU callouts are calculated at the time of the failure. See the error log for the actual replacement strategy.

---

**B181509C****Explanation:**

Service Processor received an invalid hardware isolation request from host

**Response:**

The FRU callouts are calculated at the time of the failure. See the error log for the actual replacement strategy.

---

**B181509D****Explanation:**

Service Processor Firmware encountered an internal error

**Response:**

The FRU callouts are calculated at the time of the failure. See the error log for the actual replacement strategy.

---

**B181509E****Explanation:**

Service Processor Firmware couldn't detect a valid field core override value

**Response:**

The FRU callouts are calculated at the time of the failure. See the error log for the actual replacement strategy.

---

**B181509F****Explanation:**

Service Processor Firmware couldn't detect a valid field core override value

**Response:**

The FRU callouts are calculated at the time of the failure. See the error log for the actual replacement strategy.

---

**B18150A0****Explanation:**

Service Processor Firmware couldn't detect a valid field core override value

**Response:**

The FRU callouts are calculated at the time of the failure. See the error log for the actual replacement strategy.

---

**B18150A1****Explanation:**

Service Processor Firmware encountered an internal error

**Response:**

The FRU callouts are calculated at the time of the failure. See the error log for the actual replacement strategy.

---

**B18150A2****Explanation:**

Service Processor Firmware encountered an internal error

**Response:**

The FRU callouts are calculated at the time of the failure. See the error log for the actual replacement strategy.

---

**B18150A3****Explanation:**

Service Processor Firmware couldn't detect minimum required PCIe clocks to boot the host

**Response:**

The FRU callouts are calculated at the time of the failure. See the error log for the actual replacement strategy.

---

**B18150A4****Explanation:**

Service Processor Firmware encountered an internal error

**Response:**

The FRU callouts are calculated at the time of the failure. See the error log for the actual replacement strategy.

---

**B18150A5****Explanation:**

Service Processor Firmware encountered an internal error

**Response:**

The FRU callouts are calculated at the time of the failure. See the error log for the actual replacement strategy.

---

**B18150A6****Explanation:**

Service Processor Firmware couldn't isolate bad hardware

**Response:**

The FRU callouts are calculated at the time of the failure. See the error log for the actual replacement strategy.

---

**B18150A7****Explanation:**

Service Processor Firmware couldn't isolate bad hardware

**Response:**

The FRU callouts are calculated at the time of the failure. See the error log for the actual replacement strategy.

---

**B18150A8****Explanation:**

Service Processor Firmware encountered an internal error

**Response:**

The FRU callouts are calculated at the time of the failure. See the error log for the actual replacement strategy.

---

**B18150A9****Explanation:**

Service Processor Firmware encountered an internal error

**Response:**

The FRU callouts are calculated at the time of the failure. See the error log for the actual replacement strategy.

---

**B18150AA****Explanation:**

Service Processor Firmware isolated a node due to communication errors with other node(s)

**Response:**

The FRU callouts are calculated at the time of the failure. See the error log for the actual replacement strategy.

---

**B18150AB****Explanation:**

Service Processor Firmware couldn't detect minimum number of functional cores required to boot the host

**Response:**

The FRU callouts are calculated at the time of the failure. See the error log for the actual replacement strategy.

---

**B18150AC****Explanation:**

Service Processor Firmware couldn't detect any master processor required to boot the host

**Response:**

The FRU callouts are calculated at the time of the failure. See the error log for the actual replacement strategy.

---

**B18150AD****Explanation:**

Service Processor Firmware couldn't detect minimum hardware required to boot the host

**Response:**

The FRU callouts are calculated at the time of the failure. See the error log for the actual replacement strategy.

---

**B18150AE****Explanation:**

Service Processor Firmware encountered an internal error

**Response:**

The FRU callouts are calculated at the time of the failure. See the error log for the actual replacement strategy.

---

**B18150AF****Explanation:**

Service Processor Firmware encountered an internal error

**Response:**

The FRU callouts are calculated at the time of the failure. See the error log for the actual replacement strategy.

---

**B18150B0****Explanation:**

Service Processor Firmware encountered an internal error

**Response:**

The FRU callouts are calculated at the time of the failure. See the error log for the actual replacement strategy.

---

**B18150B1****Explanation:**

Service Processor Firmware couldn't detect minimum number of cores required to boot host

**Response:**

The FRU callouts are calculated at the time of the failure. See the error log for the actual replacement strategy.

---

**B18150B2****Explanation:**

Service Processor Firmware couldn't detect minimum memory required to boot the host

**Response:**

The FRU callouts are calculated at the time of the failure. See the error log for the actual replacement strategy.

---

**B18150B4****Explanation:**

Service Processor Firmware found a node with faulty resources.

**Response:**

The FRU callouts are calculated at the time of the failure. See the error log for the actual replacement strategy.

---

**B18150B5****Explanation:**

Service Processor Firmware encountered an internal error

**Response:**

The FRU callouts are calculated at the time of the failure. See the error log for the actual replacement strategy.

---

**B18150B6****Explanation:**

Service Processor Firmware couldn't detect minimum required NX to boot the host

**Response:**

The FRU callouts are calculated at the time of the failure. See the error log for the actual replacement strategy.

---

**B18150B7****Explanation:**

Service Processor Firmware couldn't detect minimum required processor clocks required to boot the host

**Response:**

The FRU callouts are calculated at the time of the failure. See the error log for the actual replacement strategy.

---

**B18150B8****Explanation:**

Service Processor Firmware couldn't detect minimum number of cores required to boot host

**Response:**

The FRU callouts are calculated at the time of the failure. See the error log for the actual replacement strategy.

---

**B1815104****Explanation:**

Service Processor Firmware encountered an internal error

**Response:**



The FRU callouts are calculated at the time of the failure. See the error log for the actual replacement strategy.

---

**B1815105****Explanation:**

Service Processor Firmware encountered an internal error

**Response:**

The FRU callouts are calculated at the time of the failure. See the error log for the actual replacement strategy.

---

**B1815106****Explanation:**

Service Processor Firmware encountered an internal error

**Response:**

The FRU callouts are calculated at the time of the failure. See the error log for the actual replacement strategy.

---

**B1815111****Explanation:**

Service Processor Firmware encountered an internal error

**Response:**

The FRU callouts are calculated at the time of the failure. See the error log for the actual replacement strategy.

---

**B1815112****Explanation:**

Service Processor Firmware encountered an internal error

**Response:**

The FRU callouts are calculated at the time of the failure. See the error log for the actual replacement strategy.

---

**B1815113****Explanation:**

Service Processor Firmware encountered an internal error

**Response:**

The FRU callouts are calculated at the time of the failure. See the error log for the actual replacement strategy.

---

**B1815114****Explanation:**

Service Processor Firmware encountered an internal error

**Response:**

The FRU callouts are calculated at the time of the failure. See the error log for the actual replacement strategy.

---

**B1815115****Explanation:**

Service Processor Firmware encountered an internal error

**Response:**

The FRU callouts are calculated at the time of the failure. See the error log for the actual replacement strategy.

---

**B1815116****Explanation:**

Service Processor Firmware encountered an internal error

**Response:**

The FRU callouts are calculated at the time of the failure. See the error log for the actual replacement strategy.

---

**B181511F****Explanation:**

Service Processor Firmware encountered an internal error

**Response:**

The FRU callouts are calculated at the time of the failure. See the error log for the actual replacement strategy.

---

**B1815121****Explanation:**

Service Processor Firmware encountered an internal error

**Response:**

The FRU callouts are calculated at the time of the failure. See the error log for the actual replacement strategy.

---

**B1815126****Explanation:**

Service Processor Firmware encountered an internal error due to missing attribute override file

**Response:**

The FRU callouts are calculated at the time of the failure. See the error log for the actual replacement strategy.

---

**B1815128****Explanation:**

Service Processor Firmware encountered an internal error

**Response:**

The FRU callouts are calculated at the time of the failure. See the error log for the actual replacement strategy.

---

**B1815129****Explanation:**

Firmware Error

**Response:**

The FRU callouts are calculated at the time of the failure. See the error log for the actual replacement strategy.

---

**B181512A****Explanation:**

Firmware Error

**Response:**

The FRU callouts are calculated at the time of the failure. See the error log for the actual replacement strategy.

---

**B1815202****Explanation:**

A problem occurred during the IPL of the system. The eyecatch value observed in memory does not match the expected value and therefore the contents of the attribute sections are unable to be parsed.

**Response:**

The FRU callouts are calculated at the time of the failure. See the error log for the actual replacement strategy.

---

**B1815203****Explanation:**

Kernel failed to block memory

**Response:**

The FRU callouts are calculated at the time of the failure. See the error log for the actual replacement strategy.

---

**B1815204****Explanation:**

Kernel failed to set permissions on virtual memory block

**Response:**

The FRU callouts are calculated at the time of the failure. See the error log for the actual replacement strategy.

---

**B1815205****Explanation:**

Unexpected boot firmware error occurred

**Response:**

The FRU callouts are calculated at the time of the failure. See the error log for the actual replacement strategy.

---

**B1815206****Explanation:**

FW error unexpected Attribute section type

**Response:**

The FRU callouts are calculated at the time of the failure. See the error log for the actual replacement strategy.

---

**B1815207****Explanation:**

A problem occurred during the IPL of the system: Attributes were not fully synchronized between the host firmware and service processor.

**Response:**

The FRU callouts are calculated at the time of the failure. See the error log for the actual replacement strategy.

---

**B181520C****Explanation:**

Error occurred during system boot

**Response:**

The FRU callouts are calculated at the time of the failure. See the error log for the actual replacement strategy.

---

**B181520D****Explanation:**

Invalid configuration data in firmware Processor NOR flash

**Response:**

The FRU callouts are calculated at the time of the failure. See the error log for the actual replacement strategy.

---

**B181520E****Explanation:**

Invalid configuration data in firmware Processor NOR flash

**Response:**

The FRU callouts are calculated at the time of the failure. See the error log for the actual replacement strategy.

---

**B181520F****Explanation:**

Error occurred during system boot

**Response:**

The FRU callouts are calculated at the time of the failure. See the error log for the actual replacement strategy.

---

**B1815210****Explanation:**

Error occurred during system boot

**Response:**

The FRU callouts are calculated at the time of the failure. See the error log for the actual replacement strategy.

---

**B1815211**

**Explanation:**

Invalid configuration data in firmware Processor NOR flash

**Response:**

The FRU callouts are calculated at the time of the failure. See the error log for the actual replacement strategy.

---

**B1815212**

**Explanation:**

Invalid configuration data in firmware Processor NOR flash

**Response:**

The FRU callouts are calculated at the time of the failure. See the error log for the actual replacement strategy.

---

**B1815213**

**Explanation:**

Kernel failed to block map memory

**Response:**

The FRU callouts are calculated at the time of the failure. See the error log for the actual replacement strategy.

---

**B1815214**

**Explanation:**

Attributes overrides are not allowed in secure mode.

**Response:**

The FRU callouts are calculated at the time of the failure. See the error log for the actual replacement strategy.

---

**B1815215**

**Explanation:**

Kernel failed to unblock mapped memory

**Response:**

The FRU callouts are calculated at the time of the failure. See the error log for the actual replacement strategy.

---

**B1815219**

**Explanation:**

Unsupported override configuration data

**Response:**

The FRU callouts are calculated at the time of the failure. See the error log for the actual replacement strategy.

---

**B181521A**

**Explanation:**

Unexpected boot firmware failure

**Response:**

The FRU callouts are calculated at the time of the failure. See the error log for the actual replacement strategy.

---

**B181521B**

**Explanation:**

Tolerated boot firmware error occurred

**Response:**

The FRU callouts are calculated at the time of the failure. See the error log for the actual replacement strategy.

---

**B1815285**

**Explanation:**

A unique ID (HUID) used to uniquely specify a modeled hardware component was not valid.

**Response:**

Use the FRU and procedure callouts detailed with the SRC to determine service actions.

---

**B181528B**

**Explanation:**

Failed to find master system target.

**Response:**

Use the FRU and procedure callouts detailed with the SRC to determine service actions.

---

**B1817200**

**Explanation:**

Invalid boot request

**Response:**

Perform [FSPSP02](#).

---

**B1817201**

**Explanation:**

Service Processor was reset due to Kernel Panic.

**Response:**

The FRU callouts are calculated at the time of the failure. See the error log for the actual replacement strategy.

---

**B1817202**

**Explanation:**

The permanent and temporary firmware sides are both marked invalid

**Response:**

Perform [FSPSP02](#).

---

**B1817203****Explanation:**

Error setting boot parameters

**Response:**

Perform [FSPSP02](#).

---

**B1817204****Explanation:**

Error reading boot parameters

**Response:**

Perform [FSPSP02](#).

---

**B1817205****Explanation:**

Service Processor was reset due to slow response.

**Response:**

Perform [FSPSP02](#).

---

**B1817206****Explanation:**

Unit check timer was reset

**Response:**

Perform [FSPSP02](#).

---

**B1817207****Explanation:**

Error reading from NVRAM

**Response:**

Perform [FSPSP02](#).

---

**B1817208****Explanation:**

Error writing to NVRAM

**Response:**

Perform [FSPSP02](#).

---

**B1817209****Explanation:**

The service processor boot watchdog timer expired and forced the service processor to attempt a boot from the other firmware image in the service processor flash memory

**Response:**

Perform [FSPSP02](#).

---

**B181720A****Explanation:**

Power-off reset occurred. FipsDump should be analyzed: Possible software problem

**Response:**

Perform [FSPSP02](#).

---

**B181720B****Explanation:**

Link 0 is not plugged.

**Response:**

If this is a tracking event, no service actions are required. Otherwise, use the FRU and procedure callouts detailed with the SRC to determine service actions.

---

**B181720C****Explanation:**

No space is left on P1.

**Response:**

Perform [FSPSP02](#).

---

**B181720D****Explanation:**

Service Processor was reset due to low memory condition.

**Response:**

The FRU callouts are calculated at the time of the failure. See the error log for the actual replacement strategy.

---

**B181720E****Explanation:**

A service processor kernel panic was caused by uncorrectable error in the flash memory on the service processor.

**Response:**

If this is a tracking event, no service actions are required. Otherwise, use the FRU and procedure callouts detailed with the SRC to determine service actions.

---

**B1817210****Explanation:**

A reset/reload occurred on a node controller or system controller due to a cache parity error, but the error threshold has not been exceeded. This is an informational message; no action is required.

**Response:**

If this is a tracking event, no service actions are required. Otherwise, use the FRU and procedure callouts detailed with the SRC to determine service actions.

---

**B1817211****Explanation:**

An error occurred on the service processor.

**Response:**

Perform [FSPSP02](#).

---

**B1817212**

**Explanation:**

Service Processor took multiple resets and will not boot any further.

**Response:**

The FRU callouts are calculated at the time of the failure. See the error log for the actual replacement strategy.

---

**B1818104****Explanation:**

Registry write failed

**Response:**

If this is a tracking event, no service actions are required. Otherwise, use the FRU and procedure callouts detailed with the SRC to determine service actions.

---

**B1818107****Explanation:**

Wrong bus owner in the argument

**Response:**

If this is a tracking event, no service actions are required. Otherwise, use the FRU and procedure callouts detailed with the SRC to determine service actions.

---

**B1818108****Explanation:**

Invalid number of command line arguments

**Response:**

If this is a tracking event, no service actions are required. Otherwise, use the FRU and procedure callouts detailed with the SRC to determine service actions.

---

**B1818109****Explanation:**

Missing reserve ID, no argument value for -r option

**Response:**

If this is a tracking event, no service actions are required. Otherwise, use the FRU and procedure callouts detailed with the SRC to determine service actions.

---

**B181810A****Explanation:**

Multiple -c arguments

**Response:**

If this is a tracking event, no service actions are required. Otherwise, use the FRU and procedure callouts detailed with the SRC to determine service actions.

---

**B181810B****Explanation:**

-s option specified with -c

**Response:**

If this is a tracking event, no service actions are required. Otherwise, use the FRU and procedure callouts detailed with the SRC to determine service actions.

---

**B181810C****Explanation:**

Multiple -s arguments

**Response:**

If this is a tracking event, no service actions are required. Otherwise, use the FRU and procedure callouts detailed with the SRC to determine service actions.

---

**B181810D****Explanation:**

-c option specified with -s

**Response:**

If this is a tracking event, no service actions are required. Otherwise, use the FRU and procedure callouts detailed with the SRC to determine service actions.

---

**B181810E****Explanation:**

Invalid command line options

**Response:**

If this is a tracking event, no service actions are required. Otherwise, use the FRU and procedure callouts detailed with the SRC to determine service actions.

---

**B181810F****Explanation:**

Bad command line arguments

**Response:**

If this is a tracking event, no service actions are required. Otherwise, use the FRU and procedure callouts detailed with the SRC to determine service actions.

---

**B1818110****Explanation:**

No numeric input for reserve ID

**Response:**

If this is a tracking event, no service actions are required. Otherwise, use the FRU and procedure callouts detailed with the SRC to determine service actions.

---

**B1818111****Explanation:**

Empty numeric string for reserve ID

**Response:**

If this is a tracking event, no service actions are required. Otherwise, use the FRU and procedure callouts detailed with the SRC to determine service actions.

---

**B1818112****Explanation:**

Invalid character encountered in conversion.

**Response:**

If this is a tracking event, no service actions are required. Otherwise, use the FRU and procedure callouts detailed with the SRC to determine service actions.

---

**B1818116****Explanation:**

Processor stop instruction failed

**Response:**

If this is a tracking event, no service actions are required. Otherwise, use the FRU and procedure callouts detailed with the SRC to determine service actions.

---

**B1818117****Explanation:**

A function call failed.

**Response:**

If this is a tracking event, no service actions are required. Otherwise, use the FRU and procedure callouts detailed with the SRC to determine service actions.

---

**B1818118****Explanation:**

Processor state query failed

**Response:**

If this is a tracking event, no service actions are required. Otherwise, use the FRU and procedure callouts detailed with the SRC to determine service actions.

---

**B1818204****Explanation:**

A requested SRC was not found in the list of SRCs.

**Response:**

If this is a tracking event, no service actions are required. Otherwise, use the FRU and procedure callouts detailed with the SRC to determine service actions.

---

**B1818205****Explanation:**

A possible file system problem was detected when attempting to open a directory for reading.

**Response:**

If this is a tracking event, no service actions are required. Otherwise, use the FRU and procedure callouts detailed with the SRC to determine service actions.

---

**B1818212****Explanation:**

The operation requested by an external entity was not understood.

**Response:**

If this is a tracking event, no service actions are required. Otherwise, use the FRU and procedure callouts detailed with the SRC to determine service actions.

---

**B1818213****Explanation:**

A failure occurred when trying to read a registry key.

**Response:**

If this is a tracking event, no service actions are required. Otherwise, use the FRU and procedure callouts detailed with the SRC to determine service actions.

---

**B1818214****Explanation:**

Invalid input data was found during an SRCI operation.

**Response:**

If this is a tracking event, no service actions are required. Otherwise, use the FRU and procedure callouts detailed with the SRC to determine service actions.

---

**B1818215****Explanation:**

The size specified for the SRCI operation was inaccurate.

**Response:**

If this is a tracking event, no service actions are required. Otherwise, use the FRU and procedure callouts detailed with the SRC to determine service actions.

---

**B1818216****Explanation:**

A generic stream failure has been detected during an SRCI operation.

**Response:**

If this is a tracking event, no service actions are required. Otherwise, use the FRU and procedure callouts detailed with the SRC to determine service actions.

---

**B1818217**

**Explanation:**

A possible file system failure while SRCI operation attempted to create a file.

**Response:**

If this is a tracking event, no service actions are required. Otherwise, use the FRU and procedure callouts detailed with the SRC to determine service actions.

---

**B1818218****Explanation:**

SRCI detected bad input data; a valid identifier byte was not found.

**Response:**

If this is a tracking event, no service actions are required. Otherwise, use the FRU and procedure callouts detailed with the SRC to determine service actions.

---

**B1818219****Explanation:**

SRCI received a signal it does not understand.

**Response:**

If this is a tracking event, no service actions are required. Otherwise, use the FRU and procedure callouts detailed with the SRC to determine service actions.

---

**B1818300****Explanation:**

Emergency Failover is allowed in the current state. A reset reload is being forced on the service processor.

**Response:**

The FRU callouts are calculated at the time of the failure. See the error log for the actual replacement strategy.

---

**B1818301****Explanation:**

CTRM is already in the termination state.

**Response:**

If this is a tracking event, no service actions are required. Otherwise, use the FRU and procedure callouts detailed with the SRC to determine service actions.

---

**B1818302****Explanation:**

CTRM is already in the power-off state.

**Response:**

If this is a tracking event, no service actions are required. Otherwise, use the FRU and procedure callouts detailed with the SRC to determine service actions.

---

**B1818303****Explanation:**

ctrm currently processing a poweroff request from the SPCN

**Response:**

If this is a tracking event, no service actions are required. Otherwise, use the FRU and procedure callouts detailed with the SRC to determine service actions.

---

**B1818304****Explanation:**

CTRM is currently processing a request to terminate the service processor from another service processor firmware component.

**Response:**

If this is a tracking event, no service actions are required. Otherwise, use the FRU and procedure callouts detailed with the SRC to determine service actions.

---

**B1818305****Explanation:**

Termination request to the state manager failed.

**Response:**

If this is a tracking event, no service actions are required. Otherwise, use the FRU and procedure callouts detailed with the SRC to determine service actions.

---

**B1818307****Explanation:**

An error was encountered with the IPL request during the processing of a power fault.

**Response:**

If this is a tracking event, no service actions are required. Otherwise, use the FRU and procedure callouts detailed with the SRC to determine service actions.

---

**B1818309****Explanation:**

Too many client connections were established.

**Response:**

If this is a tracking event, no service actions are required. Otherwise, use the FRU and procedure callouts detailed with the SRC to determine service actions.

---

**B181830A****Explanation:**

An unexpected signal was received.

**Response:**

If this is a tracking event, no service actions are

---

**B181830B****Explanation:**

Client request timeout.

**Response:**

If this is a tracking event, no service actions are required. Otherwise, use the FRU and procedure callouts detailed with the SRC to determine service actions.

---

**B181830C****Explanation:**

The event timed out waiting for the termination state.

**Response:**

If this is a tracking event, no service actions are required. Otherwise, use the FRU and procedure callouts detailed with the SRC to determine service actions.

---

**B181830D****Explanation:**

An error was encountered starting the request process.

**Response:**

If this is a tracking event, no service actions are required. Otherwise, use the FRU and procedure callouts detailed with the SRC to determine service actions.

---

**B181830E****Explanation:**

Synchronization with client process failed.

**Response:**

If this is a tracking event, no service actions are required. Otherwise, use the FRU and procedure callouts detailed with the SRC to determine service actions.

---

**B1818310****Explanation:**

A client request failed due to "server busy" condition.

**Response:**

If this is a tracking event, no service actions are required. Otherwise, use the FRU and procedure callouts detailed with the SRC to determine service actions.

---

**B1818312****Explanation:**

An error was encountered while receiving from socket.

**Response:**

If this is a tracking event, no service actions are required. Otherwise, use the FRU and procedure callouts detailed with the SRC to determine service actions.

---

**B1818313****Explanation:**

An error was encountered when connecting to the communications server.

**Response:**

If this is a tracking event, no service actions are required. Otherwise, use the FRU and procedure callouts detailed with the SRC to determine service actions.

---

**B1818316****Explanation:**

Failed to trace SRC.

**Response:**

If this is a tracking event, no service actions are required. Otherwise, use the FRU and procedure callouts detailed with the SRC to determine service actions.

---

**B1818317****Explanation:**

Error reading registry entry.

**Response:**

If this is a tracking event, no service actions are required. Otherwise, use the FRU and procedure callouts detailed with the SRC to determine service actions.

---

**B1818318****Explanation:**

Error updating registry entry.

**Response:**

If this is a tracking event, no service actions are required. Otherwise, use the FRU and procedure callouts detailed with the SRC to determine service actions.

---

**B1818319****Explanation:**

The firmware state was not reset.

**Response:**

If this is a tracking event, no service actions are required. Otherwise, use the FRU and procedure callouts detailed with the SRC to determine service actions.

---

**B181831A****Explanation:**

No error log passed to the CTRM client library.

**Response:**

If this is a tracking event, no service actions are required. Otherwise, use the FRU and procedure callouts detailed with the SRC to determine service actions.



---

**B181831C****Explanation:**

Unable to retrieve the embedded SRC from the error log.

**Response:**

If this is a tracking event, no service actions are required. Otherwise, use the FRU and procedure callouts detailed with the SRC to determine service actions.

---

**B181831D****Explanation:**

Error processing client request.

**Response:**

If this is a tracking event, no service actions are required. Otherwise, use the FRU and procedure callouts detailed with the SRC to determine service actions.

---

**B181831E****Explanation:**

Error processing client request.

**Response:**

If this is a tracking event, no service actions are required. Otherwise, use the FRU and procedure callouts detailed with the SRC to determine service actions.

---

**B1818320****Explanation:**

CTRM server error binding to socket.

**Response:**

If this is a tracking event, no service actions are required. Otherwise, use the FRU and procedure callouts detailed with the SRC to determine service actions.

---

**B1818321****Explanation:**

Error while attempting to obtain a lock.

**Response:**

If this is a tracking event, no service actions are required. Otherwise, use the FRU and procedure callouts detailed with the SRC to determine service actions.

---

**B1818322****Explanation:**

CTRM server error when canceling client request processing threads.

**Response:**

If this is a tracking event, no service actions are required. Otherwise, use the FRU and procedure

callouts detailed with the SRC to determine service actions.

---

**B1818333****Explanation:**

Cannot reset ctrm in the middle of a power fault request

**Response:**

The FRU callouts are calculated at the time of the failure. See the error log for the actual replacement strategy.

---

**B1818334****Explanation:**

Could not read an attn registry key

**Response:**

The FRU callouts are calculated at the time of the failure. See the error log for the actual replacement strategy.

---

**B1818336****Explanation:**

An error returned an RMGR unknown role. Check for error logs from the redundancy manager and discovery on the fsp.

**Response:**

The FRU callouts are calculated at the time of the failure. See the error log for the actual replacement strategy.

---

**B181833B****Explanation:**

An invalid request was received. No operation was performed.

**Response:**

If this is a tracking event, no service actions are required. Otherwise, use the FRU and procedure callouts detailed with the SRC to determine service actions.

---

**B181833C****Explanation:**

A failure occurred when updating a registry value.

**Response:**

If this is a tracking event, no service actions are required. Otherwise, use the FRU and procedure callouts detailed with the SRC to determine service actions.

---

**B181833D****Explanation:**

Processing was terminated on the secondary.

**Response:**

If this is a tracking event, no service actions are required. Otherwise, use the FRU and procedure

callouts detailed with the SRC to determine service actions.

---

**B181833F****Explanation:**

Firmware encountered an error while determining the boot paths in the system. This may inhibit a failover to Redundant Service Processor. Current Primary Service Processor may attempt to restart the IPL process.

**Response:**

The FRU callouts are calculated at the time of the failure. See the error log for the actual replacement strategy.

---

**B1818341****Explanation:**

Invalid error log object.

**Response:**

If this is a tracking event, no service actions are required. Otherwise, use the FRU and procedure callouts detailed with the SRC to determine service actions.

---

**B1818343****Explanation:**

There was an error when connecting to the network.

**Response:**

If this is a tracking event, no service actions are required. Otherwise, use the FRU and procedure callouts detailed with the SRC to determine service actions.

---

**B1818344****Explanation:**

Invalid Errorlog object.

**Response:**

If this is a tracking event, no service actions are required. Otherwise, use the FRU and procedure callouts detailed with the SRC to determine service actions.

---

**B1818345****Explanation:**

The sending of a CTRM client request to the server failed.

**Response:**

If this is a tracking event, no service actions are required. Otherwise, use the FRU and procedure callouts detailed with the SRC to determine service actions.

---

**B1818346****Explanation:**

The sending of a CTRM client request to the server failed.

**Response:**

If this is a tracking event, no service actions are required. Otherwise, use the FRU and procedure callouts detailed with the SRC to determine service actions.

---

**B1818347****Explanation:**

Synchronization with CTRM server failed.

**Response:**

If this is a tracking event, no service actions are required. Otherwise, use the FRU and procedure callouts detailed with the SRC to determine service actions.

---

**B181834A****Explanation:**

The client failed to retrieve the P0 root path.

**Response:**

If this is a tracking event, no service actions are required. Otherwise, use the FRU and procedure callouts detailed with the SRC to determine service actions.

---

**B181834B****Explanation:**

Termination failed without failover.

**Response:**

If this is a tracking event, no service actions are required. Otherwise, use the FRU and procedure callouts detailed with the SRC to determine service actions.

---

**B181834F****Explanation:**

A function in the firmware has called another function without an error handle.

**Response:**

If this is a tracking event, no service actions are required. Otherwise, use the FRU and procedure callouts detailed with the SRC to determine service actions.

---

**B1818360****Explanation:**

rmgrNotifySibling() FAILED

**Response:**

If this is a tracking event, no service actions are required. Otherwise, use the FRU and procedure callouts detailed with the SRC to determine service actions.

---

**B1818361****Explanation:**

Unable to read a registry value.

**Response:**

If this is a tracking event, no service actions are required. Otherwise, use the FRU and procedure callouts detailed with the SRC to determine service actions.

---

**B1818362****Explanation:**

An error was returned from trying to clear the dscv role lock.

**Response:**

If this is a tracking event, no service actions are required. Otherwise, use the FRU and procedure callouts detailed with the SRC to determine service actions.

---

**B1818364****Explanation:**

Emergency Failover is not allowed in the current state. Service Processor will now be reset.

**Response:**

The FRU callouts are calculated at the time of the failure. See the error log for the actual replacement strategy.

---

**B1818401****Explanation:**

There was an error in selecting the socket.

**Response:**

If this is a tracking event, no service actions are required. Otherwise, use the FRU and procedure callouts detailed with the SRC to determine service actions.

---

**B1818402****Explanation:**

There was an error in "SSL listen".

**Response:**

If this is a tracking event, no service actions are required. Otherwise, use the FRU and procedure callouts detailed with the SRC to determine service actions.

---

**B1818403****Explanation:**

There was an error in the bind operation for UNIX.

**Response:**

If this is a tracking event, no service actions are required. Otherwise, use the FRU and procedure callouts detailed with the SRC to determine service actions.

---

**B1818404****Explanation:**

There was an error in the bind operation for SSL.

**Response:**

If this is a tracking event, no service actions are required. Otherwise, use the FRU and procedure callouts detailed with the SRC to determine service actions.

---

**B1818405****Explanation:**

There was an error when accepting a UNIX connection.

**Response:**

If this is a tracking event, no service actions are required. Otherwise, use the FRU and procedure callouts detailed with the SRC to determine service actions.

---

**B1818406****Explanation:**

An error occurred when opening a vtty session.

**Response:**

If this is a tracking event, no service actions are required. Otherwise, use the FRU and procedure callouts detailed with the SRC to determine service actions.

---

**B1818407****Explanation:**

There was an error in accepting a TCP/IP connection.

**Response:**

If this is a tracking event, no service actions are required. Otherwise, use the FRU and procedure callouts detailed with the SRC to determine service actions.

---

**B1818409****Explanation:**

An error occurred when creating the unique key for the message queue.

**Response:**

If this is a tracking event, no service actions are required. Otherwise, use the FRU and procedure callouts detailed with the SRC to determine service actions.

---

**B181840A****Explanation:**

An error occurred during message queue creation.

**Response:**

If this is a tracking event, no service actions are required. Otherwise, use the FRU and procedure callouts detailed with the SRC to determine service actions.

---

**B181840B****Explanation:**

An error occurred when queueing messages.

**Response:**

If this is a tracking event, no service actions are required. Otherwise, use the FRU and procedure callouts detailed with the SRC to determine service actions.

---

**B181840C****Explanation:**

There was an error in the "receive message" queue.

**Response:**

If this is a tracking event, no service actions are required. Otherwise, use the FRU and procedure callouts detailed with the SRC to determine service actions.

---

**B181840D****Explanation:**

An error occurred when deleting the old message queue.

**Response:**

If this is a tracking event, no service actions are required. Otherwise, use the FRU and procedure callouts detailed with the SRC to determine service actions.

---

**B181840E****Explanation:**

An error occurred when creating the inbound thread.

**Response:**

If this is a tracking event, no service actions are required. Otherwise, use the FRU and procedure callouts detailed with the SRC to determine service actions.

---

**B181840F****Explanation:**

An error occurred in the inbound connection.

**Response:**

If this is a tracking event, no service actions are required. Otherwise, use the FRU and procedure callouts detailed with the SRC to determine service actions.

---

**B1818410****Explanation:**

An error occurred when receiving outbound messages.

**Response:**

If this is a tracking event, no service actions are required. Otherwise, use the FRU and procedure callouts detailed with the SRC to determine service actions.

---

**B1818411****Explanation:**

An error occurred when calling a routine.

**Response:**

If this is a tracking event, no service actions are required. Otherwise, use the FRU and procedure callouts detailed with the SRC to determine service actions.

---

**B1818412****Explanation:**

There was an error in "receive message".

**Response:**

If this is a tracking event, no service actions are required. Otherwise, use the FRU and procedure callouts detailed with the SRC to determine service actions.

---

**B1818414****Explanation:**

An error occurred sending a message.

**Response:**

If this is a tracking event, no service actions are required. Otherwise, use the FRU and procedure callouts detailed with the SRC to determine service actions.

---

**B1818415****Explanation:**

An error occurred when deleting the old message queue.

**Response:**

If this is a tracking event, no service actions are required. Otherwise, use the FRU and procedure callouts detailed with the SRC to determine service actions.

---

**B1818416****Explanation:**

The maximum number of socket connections for TCP clients was reached

**Response:**

If this is a tracking event, no service actions are required. Otherwise, use the FRU and procedure callouts detailed with the SRC to determine service actions.

---

**B1818418****Explanation:**

An error occurred in the address creation.

**Response:**

If this is a tracking event, no service actions are required. Otherwise, use the FRU and procedure callouts detailed with the SRC to determine service actions.

---

**B1818419****Explanation:**

An error occurred when closing the inbound socket.

**Response:**

If this is a tracking event, no service actions are required. Otherwise, use the FRU and procedure callouts detailed with the SRC to determine service actions.

---

**B181841C**

**Explanation:**

There was an error in deleting the message queue.

**Response:**

If this is a tracking event, no service actions are required. Otherwise, use the FRU and procedure callouts detailed with the SRC to determine service actions.

---

**B181841D**

**Explanation:**

Unable to remove the previous mount.

**Response:**

If this is a tracking event, no service actions are required. Otherwise, use the FRU and procedure callouts detailed with the SRC to determine service actions.

---

**B181841E**

**Explanation:**

A failure occurred when reading a registry value.

**Response:**

If this is a tracking event, no service actions are required. Otherwise, use the FRU and procedure callouts detailed with the SRC to determine service actions.

---

**B181841F**

**Explanation:**

An error occurred when writing to a file.

**Response:**

If this is a tracking event, no service actions are required. Otherwise, use the FRU and procedure callouts detailed with the SRC to determine service actions.

---

**B1818420**

**Explanation:**

There was an error when closing the vtty.

**Response:**

If this is a tracking event, no service actions are required. Otherwise, use the FRU and procedure callouts detailed with the SRC to determine service actions.

---

**B1818421**

**Explanation:**

Unable to activate the user configuration set up file.

**Response:**

If this is a tracking event, no service actions are required. Otherwise, use the FRU and procedure callouts detailed with the SRC to determine service actions.

---

**B1818422**

**Explanation:**

A NETS script was executed.

**Response:**

If this is a tracking event, no service actions are required. Otherwise, use the FRU and procedure callouts detailed with the SRC to determine service actions.

---

**B1818423**

**Explanation:**

An error occurred when writing the system name.

**Response:**

If this is a tracking event, no service actions are required. Otherwise, use the FRU and procedure callouts detailed with the SRC to determine service actions.

---

**B1818424**

**Explanation:**

An invalid name was received.

**Response:**

If this is a tracking event, no service actions are required. Otherwise, use the FRU and procedure callouts detailed with the SRC to determine service actions.

---

**B1818425**

**Explanation:**

A failure occurred when setting the user password.

**Response:**

If this is a tracking event, no service actions are required. Otherwise, use the FRU and procedure callouts detailed with the SRC to determine service actions.

---

**B1818426**

**Explanation:**

A failure occurred when validating the password.

**Response:**

If this is a tracking event, no service actions are required. Otherwise, use the FRU and procedure callouts detailed with the SRC to determine service actions.

---

**B1818427**

**Explanation:**

An error occurred in the initial set up of the out bound remote thread.

**Response:**

If this is a tracking event, no service actions are required. Otherwise, use the FRU and procedure callouts detailed with the SRC to determine service actions.

---

**B1818428****Explanation:**

An error occurred when killing a thread.

**Response:**

If this is a tracking event, no service actions are required. Otherwise, use the FRU and procedure callouts detailed with the SRC to determine service actions.

---

**B1818429****Explanation:**

An error occurred in SSL for a remote message object.

**Response:**

If this is a tracking event, no service actions are required. Otherwise, use the FRU and procedure callouts detailed with the SRC to determine service actions.

---

**B181842A****Explanation:**

An error occurred when requeueing.

**Response:**

If this is a tracking event, no service actions are required. Otherwise, use the FRU and procedure callouts detailed with the SRC to determine service actions.

---

**B181842B****Explanation:**

The kill operation was called; the virtual TTY (VTTY) server will close.

**Response:**

If this is a tracking event, no service actions are required. Otherwise, use the FRU and procedure callouts detailed with the SRC to determine service actions.

---

**B181842C****Explanation:**

An error occurred when deleting the old message queue.

**Response:**

If this is a tracking event, no service actions are required. Otherwise, use the FRU and procedure callouts detailed with the SRC to determine service actions.

---

**B181842D****Explanation:**

An error occurred when creating a process thread.

**Response:**

If this is a tracking event, no service actions are required. Otherwise, use the FRU and procedure callouts detailed with the SRC to determine service actions.

---

**B181842E****Explanation:**

An error occurred when creating a session thread.

**Response:**

If this is a tracking event, no service actions are required. Otherwise, use the FRU and procedure callouts detailed with the SRC to determine service actions.

---

**B181842F****Explanation:**

There was an error in using userconfig.

**Response:**

If this is a tracking event, no service actions are required. Otherwise, use the FRU and procedure callouts detailed with the SRC to determine service actions.

---

**B1818430****Explanation:**

A failure occurred when reading a registry value. .

**Response:**

If this is a tracking event, no service actions are required. Otherwise, use the FRU and procedure callouts detailed with the SRC to determine service actions.

---

**B1818431****Explanation:**

The user password value's length was not valid.

**Response:**

If this is a tracking event, no service actions are required. Otherwise, use the FRU and procedure callouts detailed with the SRC to determine service actions.

---

**B1818432****Explanation:**

An error occurred when opening the port for connection.

**Response:**

If this is a tracking event, no service actions are required. Otherwise, use the FRU and procedure callouts detailed with the SRC to determine service actions.

---

**B1818433****Explanation:**

An error occurred in the universal asynchronous receiver/transmitter (UART) configuration for the baud rate.

**Response:**

If this is a tracking event, no service actions are required. Otherwise, use the FRU and procedure callouts detailed with the SRC to determine service actions.

---

**B1818434**

**Explanation:**

A failure occurred when setting the status field to "failure" in the hypervisor.

**Response:**

If this is a tracking event, no service actions are required. Otherwise, use the FRU and procedure callouts detailed with the SRC to determine service actions.

---

**B1818435**

**Explanation:**

An error occurred when verifying the dynamic password.

**Response:**

If this is a tracking event, no service actions are required. Otherwise, use the FRU and procedure callouts detailed with the SRC to determine service actions.

---

**B1818436**

**Explanation:**

An error occurred when writing the password signature.

**Response:**

If this is a tracking event, no service actions are required. Otherwise, use the FRU and procedure callouts detailed with the SRC to determine service actions.

---

**B1818437**

**Explanation:**

An error occurred when writing the manufacturing password signature.

**Response:**

If this is a tracking event, no service actions are required. Otherwise, use the FRU and procedure callouts detailed with the SRC to determine service actions.

---

**B1818438**

**Explanation:**

An error occurred in the universal asynchronous receiver/transmitter (UART) configuration for parity.

**Response:**

If this is a tracking event, no service actions are required. Otherwise, use the FRU and procedure callouts detailed with the SRC to determine service actions.

---

**B1818439**

**Explanation:**

An error was found in the configuration of the universal asynchronous receiver/transmitter (UART) configuration for trans\_normal.

**Response:**

If this is a tracking event, no service actions are required. Otherwise, use the FRU and procedure callouts detailed with the SRC to determine service actions.

---

**B181843A**

**Explanation:**

An internal error occurred.

**Response:**

If this is a tracking event, no service actions are required. Otherwise, use the FRU and procedure callouts detailed with the SRC to determine service actions.

---

**B181843B**

**Explanation:**

An internal error occurred.

**Response:**

If this is a tracking event, no service actions are required. Otherwise, use the FRU and procedure callouts detailed with the SRC to determine service actions.

---

**B181843C**

**Explanation:**

An error occurred when sending a message to a client.

**Response:**

If this is a tracking event, no service actions are required. Otherwise, use the FRU and procedure callouts detailed with the SRC to determine service actions.

---

**B181843D**

**Explanation:**

An error occurred when getting the machine type vital product data (VPD).

**Response:**

If this is a tracking event, no service actions are required. Otherwise, use the FRU and procedure callouts detailed with the SRC to determine service actions.

---

**B181843E**

**Explanation:**

A failure occurred when reading the system serial number.

**Response:**

If this is a tracking event, no service actions are required. Otherwise, use the FRU and procedure callouts detailed with the SRC to determine service actions.

---

**B181843F**

**Explanation:**

An error occurred when reading the machine brand.

**Response:**

If this is a tracking event, no service actions are required. Otherwise, use the FRU and procedure callouts detailed with the SRC to determine service actions.

---

**B1818440**

**Explanation:**

An error occurred when initializing the serial server daemon.

**Response:**

If this is a tracking event, no service actions are required. Otherwise, use the FRU and procedure callouts detailed with the SRC to determine service actions.

---

**B1818441**

**Explanation:**

An error occurred when creating a session thread.

**Response:**

If this is a tracking event, no service actions are required. Otherwise, use the FRU and procedure callouts detailed with the SRC to determine service actions.

---

**B1818442**

**Explanation:**

An error occurred in the stat file.

**Response:**

If this is a tracking event, no service actions are required. Otherwise, use the FRU and procedure callouts detailed with the SRC to determine service actions.

---

**B1818443**

**Explanation:**

An invalid error path was found.

**Response:**

If this is a tracking event, no service actions are required. Otherwise, use the FRU and procedure callouts detailed with the SRC to determine service actions.

---

**B1818444**

**Explanation:**

An error occurred when writing the manufacturing password signature.

**Response:**

If this is a tracking event, no service actions are required. Otherwise, use the FRU and procedure callouts detailed with the SRC to determine service actions.

---

**B1818445**

**Explanation:**

An invalid socket descriptor was selected.

**Response:**

If this is a tracking event, no service actions are required. Otherwise, use the FRU and procedure callouts detailed with the SRC to determine service actions.

---

**B1818446**

**Explanation:**

The signal length exceeded the limit.

**Response:**

If this is a tracking event, no service actions are required. Otherwise, use the FRU and procedure callouts detailed with the SRC to determine service actions.

---

**B1818447**

**Explanation:**

Error statistics are available.

**Response:**

If this is a tracking event, no service actions are required. Otherwise, use the FRU and procedure callouts detailed with the SRC to determine service actions.

---

**B1818448**

**Explanation:**

Memory allocation failed.

**Response:**

If this is a tracking event, no service actions are required. Otherwise, use the FRU and procedure callouts detailed with the SRC to determine service actions.

---

**B1818449**

**Explanation:**

The universal asynchronous receiver/transmitter (UART) configuration failed.

**Response:**

If this is a tracking event, no service actions are required. Otherwise, use the FRU and procedure callouts detailed with the SRC to determine service actions.

---



---

**B181844A****Explanation:**

The universal asynchronous receiver/transmitter (UART) configuration failed.

**Response:**

If this is a tracking event, no service actions are required. Otherwise, use the FRU and procedure callouts detailed with the SRC to determine service actions.

---

**B181844B****Explanation:**

The universal asynchronous receiver/transmitter (UART) configuration failed.

**Response:**

If this is a tracking event, no service actions are required. Otherwise, use the FRU and procedure callouts detailed with the SRC to determine service actions.

---

**B181844C****Explanation:**

The universal asynchronous receiver/transmitter (UART) configuration failed.

**Response:**

If this is a tracking event, no service actions are required. Otherwise, use the FRU and procedure callouts detailed with the SRC to determine service actions.

---

**B181844D****Explanation:**

An invalid error path was found.

**Response:**

If this is a tracking event, no service actions are required. Otherwise, use the FRU and procedure callouts detailed with the SRC to determine service actions.

---

**B181844E****Explanation:**

An internal error occurred.

**Response:**

If this is a tracking event, no service actions are required. Otherwise, use the FRU and procedure callouts detailed with the SRC to determine service actions.

---

**B181844F****Explanation:**

An error was found in a certificate.

**Response:**

If this is a tracking event, no service actions are required. Otherwise, use the FRU and procedure

callouts detailed with the SRC to determine service actions.

---

**B1818450****Explanation:**

An internal error occurred.

**Response:**

If this is a tracking event, no service actions are required. Otherwise, use the FRU and procedure callouts detailed with the SRC to determine service actions.

---

**B1818451****Explanation:**

An internal error occurred.

**Response:**

If this is a tracking event, no service actions are required. Otherwise, use the FRU and procedure callouts detailed with the SRC to determine service actions.

---

**B1818452****Explanation:**

An internal error occurred.

**Response:**

If this is a tracking event, no service actions are required. Otherwise, use the FRU and procedure callouts detailed with the SRC to determine service actions.

---

**B1818453****Explanation:**

An internal error occurred.

**Response:**

If this is a tracking event, no service actions are required. Otherwise, use the FRU and procedure callouts detailed with the SRC to determine service actions.

---

**B1818454****Explanation:**

The wrong password was found.

**Response:**

If this is a tracking event, no service actions are required. Otherwise, use the FRU and procedure callouts detailed with the SRC to determine service actions.

---

**B1818456****Explanation:**

An internal error occurred. .

**Response:**

If this is a tracking event, no service actions are required. Otherwise, use the FRU and procedure

callouts detailed with the SRC to determine service actions.

---

**B1818457****Explanation:**

An internal error occurred.

**Response:**

If this is a tracking event, no service actions are required. Otherwise, use the FRU and procedure callouts detailed with the SRC to determine service actions.

---

**B1818458****Explanation:**

An internal error occurred.

**Response:**

If this is a tracking event, no service actions are required. Otherwise, use the FRU and procedure callouts detailed with the SRC to determine service actions.

---

**B181845A****Explanation:**

An internal error occurred.

**Response:**

If this is a tracking event, no service actions are required. Otherwise, use the FRU and procedure callouts detailed with the SRC to determine service actions.

---

**B181845B****Explanation:**

An error occurred with a daemon.

**Response:**

If this is a tracking event, no service actions are required. Otherwise, use the FRU and procedure callouts detailed with the SRC to determine service actions.

---

**B181845C****Explanation:**

There was an error when enabling a login.

**Response:**

If this is a tracking event, no service actions are required. Otherwise, use the FRU and procedure callouts detailed with the SRC to determine service actions.

---

**B181845D****Explanation:**

An error occurred in an SSL write.

**Response:**

If this is a tracking event, no service actions are required. Otherwise, use the FRU and procedure

callouts detailed with the SRC to determine service actions.

---

**B181845E****Explanation:**

There was an error in PERC.

**Response:**

If this is a tracking event, no service actions are required. Otherwise, use the FRU and procedure callouts detailed with the SRC to determine service actions.

---

**B181845F****Explanation:**

There was an error when reading the registry.

**Response:**

If this is a tracking event, no service actions are required. Otherwise, use the FRU and procedure callouts detailed with the SRC to determine service actions.

---

**B1818460****Explanation:**

An invalid error path was found.

**Response:**

If this is a tracking event, no service actions are required. Otherwise, use the FRU and procedure callouts detailed with the SRC to determine service actions.

---

**B1818461****Explanation:**

There was an error when reading the registry.

**Response:**

If this is a tracking event, no service actions are required. Otherwise, use the FRU and procedure callouts detailed with the SRC to determine service actions.

---

**B1818462****Explanation:**

There was an error when starting the vtty daemon.

**Response:**

If this is a tracking event, no service actions are required. Otherwise, use the FRU and procedure callouts detailed with the SRC to determine service actions.

---

**B1818463****Explanation:**

There was an error in obtaining a file descriptor.

**Response:**

If this is a tracking event, no service actions are required. Otherwise, use the FRU and procedure

callouts detailed with the SRC to determine service actions.

---

**B1818464****Explanation:**

An error occurred when getting the file.

**Response:**

If this is a tracking event, no service actions are required. Otherwise, use the FRU and procedure callouts detailed with the SRC to determine service actions.

---

**B1818465****Explanation:**

There was an error when validating the password.

**Response:**

If this is a tracking event, no service actions are required. Otherwise, use the FRU and procedure callouts detailed with the SRC to determine service actions.

---

**B1818466****Explanation:**

There was an error when writing the manufacturing password.

**Response:**

If this is a tracking event, no service actions are required. Otherwise, use the FRU and procedure callouts detailed with the SRC to determine service actions.

---

**B1818467****Explanation:**

An error occurred when setting the user password.

**Response:**

If this is a tracking event, no service actions are required. Otherwise, use the FRU and procedure callouts detailed with the SRC to determine service actions.

---

**B1818468****Explanation:**

An error occurred when creating a key.

**Response:**

If this is a tracking event, no service actions are required. Otherwise, use the FRU and procedure callouts detailed with the SRC to determine service actions.

---

**B1818469****Explanation:**

There was an error when reading the registry.

**Response:**

If this is a tracking event, no service actions are required. Otherwise, use the FRU and procedure

callouts detailed with the SRC to determine service actions.

---

**B181846A****Explanation:**

There was an error when reading the registry.

**Response:**

If this is a tracking event, no service actions are required. Otherwise, use the FRU and procedure callouts detailed with the SRC to determine service actions.

---

**B1818470****Explanation:**

The UART adal configuration failed for serial-type connections.

**Response:**

If this is a tracking event, no service actions are required. Otherwise, use the FRU and procedure callouts detailed with the SRC to determine service actions.

---

**B1818471****Explanation:**

There was an error in getting the HMC certificates.

**Response:**

If this is a tracking event, no service actions are required. Otherwise, use the FRU and procedure callouts detailed with the SRC to determine service actions.

---

**B1818472****Explanation:**

There was an error in SSL\_CTX\_new.

**Response:**

If this is a tracking event, no service actions are required. Otherwise, use the FRU and procedure callouts detailed with the SRC to determine service actions.

---

**B1818473****Explanation:**

There was an error in SSL\_CTX\_use\_certificate.

**Response:**

If this is a tracking event, no service actions are required. Otherwise, use the FRU and procedure callouts detailed with the SRC to determine service actions.

---

**B1818474****Explanation:**

There was an error in SSL\_CTX\_use\_PrivateKey.

**Response:**

If this is a tracking event, no service actions are required. Otherwise, use the FRU and procedure

callouts detailed with the SRC to determine service actions.

---

**B1818475****Explanation:**

There was an error in SSL\_CTX\_check\_private\_key.

**Response:**

If this is a tracking event, no service actions are required. Otherwise, use the FRU and procedure callouts detailed with the SRC to determine service actions.

---

**B1818477****Explanation:**

There was an error in readCertKeyPair.

**Response:**

If this is a tracking event, no service actions are required. Otherwise, use the FRU and procedure callouts detailed with the SRC to determine service actions.

---

**B1818478****Explanation:**

There was an error in BIO\_new\_socket.

**Response:**

If this is a tracking event, no service actions are required. Otherwise, use the FRU and procedure callouts detailed with the SRC to determine service actions.

---

**B181847C****Explanation:**

An error occurred in setsockopt.

**Response:**

If this is a tracking event, no service actions are required. Otherwise, use the FRU and procedure callouts detailed with the SRC to determine service actions.

---

**B181847D****Explanation:**

An error occurred in getsockopt.

**Response:**

If this is a tracking event, no service actions are required. Otherwise, use the FRU and procedure callouts detailed with the SRC to determine service actions.

---

**B181847E****Explanation:**

A failover was detected.

**Response:**

If this is a tracking event, no service actions are required. Otherwise, use the FRU and procedure

callouts detailed with the SRC to determine service actions.

---

**B181847F****Explanation:**

An invalid tool was found.

**Response:**

If this is a tracking event, no service actions are required. Otherwise, use the FRU and procedure callouts detailed with the SRC to determine service actions.

---

**B1818482****Explanation:**

The process to open a file failed.

**Response:**

If this is a tracking event, no service actions are required. Otherwise, use the FRU and procedure callouts detailed with the SRC to determine service actions.

---

**B1818483****Explanation:**

The IP query failed.

**Response:**

If this is a tracking event, no service actions are required. Otherwise, use the FRU and procedure callouts detailed with the SRC to determine service actions.

---

**B1818486****Explanation:**

There was an error in eraseCertKeyPair.

**Response:**

If this is a tracking event, no service actions are required. Otherwise, use the FRU and procedure callouts detailed with the SRC to determine service actions.

---

**B1818487****Explanation:**

There was an error with the daemon; no parent or child was found.

**Response:**

If this is a tracking event, no service actions are required. Otherwise, use the FRU and procedure callouts detailed with the SRC to determine service actions.

---

**B1818488****Explanation:**

SLP deregulation error

**Response:**

If this is a tracking event, no service actions are required. Otherwise, use the FRU and procedure

callouts detailed with the SRC to determine service actions.

---

**B181848A****Explanation:**

A failure in the acceptance portion of the TCP/IP-type connection.

**Response:**

If this is a tracking event, no service actions are required. Otherwise, use the FRU and procedure callouts detailed with the SRC to determine service actions.

---

**B181848C****Explanation:**

The TCP/IP socket listen failed.

**Response:**

If this is a tracking event, no service actions are required. Otherwise, use the FRU and procedure callouts detailed with the SRC to determine service actions.

---

**B181848D****Explanation:**

The UNIX socket accept operation failed.

**Response:**

If this is a tracking event, no service actions are required. Otherwise, use the FRU and procedure callouts detailed with the SRC to determine service actions.

---

**B181848E****Explanation:**

An improper error path was found.

**Response:**

If this is a tracking event, no service actions are required. Otherwise, use the FRU and procedure callouts detailed with the SRC to determine service actions.

---

**B1818490****Explanation:**

Malformed XMLConfig file

**Response:**

The FRU callouts are calculated at the time of the failure. See the error log for the actual replacement strategy.

---

**B1818491****Explanation:**

Failed to Open LDAP Server

**Response:**

The FRU callouts are calculated at the time of the failure. See the error log for the actual replacement strategy.

---

**B1818492****Explanation:**

Failed to close LDAP connection

**Response:**

The FRU callouts are calculated at the time of the failure. See the error log for the actual replacement strategy.

---

**B1818493****Explanation:**

Failed to Perform Server Bind

**Response:**

The FRU callouts are calculated at the time of the failure. See the error log for the actual replacement strategy.

---

**B1818494****Explanation:**

Failed to search for user

**Response:**

The FRU callouts are calculated at the time of the failure. See the error log for the actual replacement strategy.

---

**B1818495****Explanation:**

Failed to bind user to LDAP server

**Response:**

The FRU callouts are calculated at the time of the failure. See the error log for the actual replacement strategy.

---

**B1818496****Explanation:**

There was an error when setting the user password.

**Response:**

If this is a tracking event, no service actions are required. Otherwise, use the FRU and procedure callouts detailed with the SRC to determine service actions.

---

**B181849B****Explanation:**

An IP query for the HMC failed.

**Response:**

If this is a tracking event, no service actions are required. Otherwise, use the FRU and procedure callouts detailed with the SRC to determine service actions.

---

**B18184A0****Explanation:**

Unable to read the registry value that indicates whether or not the network is available.

**Response:**

The FRU callouts are calculated at the time of the failure. See the error log for the actual replacement strategy.

---

**B18184A1****Explanation:**

Return from the error log indicates that the connection to a storage subsystem was not made and the connection timed out.

**Response:**

The FRU callouts are calculated at the time of the failure. See the error log for the actual replacement strategy.

---

**B1818501****Explanation:**

An invalid value was passed into an EvenMgt method call.

**Response:**

If this is a tracking event, no service actions are required. Otherwise, use the FRU and procedure callouts detailed with the SRC to determine service actions.

---

**B1818502****Explanation:**

An invalid value was passed into an EvenMgt method call.

**Response:**

If this is a tracking event, no service actions are required. Otherwise, use the FRU and procedure callouts detailed with the SRC to determine service actions.

---

**B1818503****Explanation:**

An invalid message has been received by either the client or the daemon.

**Response:**

If this is a tracking event, no service actions are required. Otherwise, use the FRU and procedure callouts detailed with the SRC to determine service actions.

---

**B1818504****Explanation:**

These SRCs are added to the primary SRC to show control flow.

**Response:**

If this is a tracking event, no service actions are required. Otherwise, use the FRU and procedure callouts detailed with the SRC to determine service actions.

---

**B1818505****Explanation:**

Failed to create the file name for a new socket.

**Response:**

If this is a tracking event, no service actions are required. Otherwise, use the FRU and procedure callouts detailed with the SRC to determine service actions.

---

**B1818506****Explanation:**

Event notifier initialization failed because a thread could not be created.

**Response:**

If this is a tracking event, no service actions are required. Otherwise, use the FRU and procedure callouts detailed with the SRC to determine service actions.

---

**B1818508****Explanation:**

An event could not be sent to one or more subscribers.

**Response:**

If this is a tracking event, no service actions are required. Otherwise, use the FRU and procedure callouts detailed with the SRC to determine service actions.

---

**B1818509****Explanation:**

Attempted to signal an event using an invalid event ID.

**Response:**

If this is a tracking event, no service actions are required. Otherwise, use the FRU and procedure callouts detailed with the SRC to determine service actions.

---

**B181850A****Explanation:**

An unexpected signal has been received.

**Response:**

If this is a tracking event, no service actions are required. Otherwise, use the FRU and procedure callouts detailed with the SRC to determine service actions.

---

**B181850F****Explanation:**

The user specified a time limit to wait for an event, and the time limit was reached.

**Response:**

If this is a tracking event, no service actions are required. Otherwise, use the FRU and procedure callouts detailed with the SRC to determine service actions.

---

**B1818510****Explanation:**

Attempted to subscribe to or unsubscribe from an event while the event management object was in use by another thread.

**Response:**

If this is a tracking event, no service actions are required. Otherwise, use the FRU and procedure callouts detailed with the SRC to determine service actions.

---

**B1818511****Explanation:**

The subscribed process appeared to have ended without unsubscribing.

**Response:**

If this is a tracking event, no service actions are required. Otherwise, use the FRU and procedure callouts detailed with the SRC to determine service actions.

---

**B1818512****Explanation:**

Internal firmware error: an invalid filter value was passed into the EvenMgt method call.

**Response:**

If this is a tracking event, no service actions are required. Otherwise, use the FRU and procedure callouts detailed with the SRC to determine service actions.

---

**B1818513****Explanation:**

Internal firmware error: an invalid event id was passed into the EvenMgt method call.

**Response:**

If this is a tracking event, no service actions are required. Otherwise, use the FRU and procedure callouts detailed with the SRC to determine service actions.

---

**B1818514****Explanation:**

Internal firmware error: a bad parameter was passed into the EvenMgt method call.

**Response:**

If this is a tracking event, no service actions are required. Otherwise, use the FRU and procedure callouts detailed with the SRC to determine service actions.

---

**B1818515****Explanation:**

Internal firmware error: the caller wanted to monitor for events but is not subscribed to any.

**Response:**

If this is a tracking event, no service actions are required. Otherwise, use the FRU and procedure callouts detailed with the SRC to determine service actions.

---

**B1818516****Explanation:**

Internal firmware error: the caller did not pass in a valid buffer pointer to hold event-related data.

**Response:**

If this is a tracking event, no service actions are required. Otherwise, use the FRU and procedure callouts detailed with the SRC to determine service actions.

---

**B1818517****Explanation:**

Internal firmware error: a bad parameter was passed into the EvenMgt constructor.

**Response:**

If this is a tracking event, no service actions are required. Otherwise, use the FRU and procedure callouts detailed with the SRC to determine service actions.

---

**B1818518****Explanation:**

The user passed in a buffer that was too small to hold all of the event-related data.

**Response:**

If this is a tracking event, no service actions are required. Otherwise, use the FRU and procedure callouts detailed with the SRC to determine service actions.

---

**B1818519****Explanation:**

Reading the registry failed to obtain the path to the socket file.

**Response:**

If this is a tracking event, no service actions are required. Otherwise, use the FRU and procedure callouts detailed with the SRC to determine service actions.

---

**B181851A****Explanation:**

We should never see this but it means we were given some events to subscribe to and we didn't find any on the list.

**Response:**

The FRU callouts are calculated at the time of the failure. See the error log for the actual replacement strategy.

---

**B1818601****Explanation:**

An application has received an unexpected signal.

**Response:**

If this is a tracking event, no service actions are required. Otherwise, use the FRU and procedure callouts detailed with the SRC to determine service actions.

---

**B181860F****Explanation:**

A process is calling another process without being set up correctly.

**Response:**

If this is a tracking event, no service actions are required. Otherwise, use the FRU and procedure callouts detailed with the SRC to determine service actions.

---

**B1818610****Explanation:**

A process is calling a procedure more than once.

**Response:**

If this is a tracking event, no service actions are required. Otherwise, use the FRU and procedure callouts detailed with the SRC to determine service actions.

---

**B1818611****Explanation:**

An application has received an unexpected signal.

**Response:**

If this is a tracking event, no service actions are required. Otherwise, use the FRU and procedure callouts detailed with the SRC to determine service actions.

---

**B1818612****Explanation:**

There was an error processing the stack trace.

**Response:**

If this is a tracking event, no service actions are required. Otherwise, use the FRU and procedure callouts detailed with the SRC to determine service actions.

---

**B1818613****Explanation:**

There was an error processing the stack trace.

**Response:**

If this is a tracking event, no service actions are required. Otherwise, use the FRU and procedure callouts detailed with the SRC to determine service actions.

---

**B181871F****Explanation:**

Invalid data received.

**Response:**

If this is a tracking event, no service actions are required. Otherwise, use the FRU and procedure callouts detailed with the SRC to determine service actions.

---

**B181877C****Explanation:**

error when stat the file that was unexpected

**Response:**

The FRU callouts are calculated at the time of the failure. See the error log for the actual replacement strategy.

---

**B181877F****Explanation:**

An error occurred when the networking firmware set the idle options.

**Response:**

If this is a tracking event, no service actions are required. Otherwise, use the FRU and procedure callouts detailed with the SRC to determine service actions.

---

**B1818780****Explanation:**

An error occurred when reading the registry.

**Response:**

If this is a tracking event, no service actions are required. Otherwise, use the FRU and procedure callouts detailed with the SRC to determine service actions.

---

**B1818782****Explanation:**

An error occurred when creating a file handle.

**Response:**

If this is a tracking event, no service actions are required. Otherwise, use the FRU and procedure callouts detailed with the SRC to determine service actions.

---

**B1818783****Explanation:**

There was an error in a session to create a socket.

**Response:**



If this is a tracking event, no service actions are required. Otherwise, use the FRU and procedure callouts detailed with the SRC to determine service actions.

---

**B1818785****Explanation:**

An error occurred when binding a socket.

**Response:**

If this is a tracking event, no service actions are required. Otherwise, use the FRU and procedure callouts detailed with the SRC to determine service actions.

---

**B1818786****Explanation:**

There was an error in "socket listen".

**Response:**

If this is a tracking event, no service actions are required. Otherwise, use the FRU and procedure callouts detailed with the SRC to determine service actions.

---

**B1818787****Explanation:**

A failure occurred when writing a session entry.

**Response:**

If this is a tracking event, no service actions are required. Otherwise, use the FRU and procedure callouts detailed with the SRC to determine service actions.

---

**B1818788****Explanation:**

There was an error in the client name.

**Response:**

If this is a tracking event, no service actions are required. Otherwise, use the FRU and procedure callouts detailed with the SRC to determine service actions.

---

**B181878A****Explanation:**

The maximum number of sessions is already active.

**Response:**

If this is a tracking event, no service actions are required. Otherwise, use the FRU and procedure callouts detailed with the SRC to determine service actions.

---

**B181878B****Explanation:**

An invalid offset entry was found.

**Response:**

If this is a tracking event, no service actions are required. Otherwise, use the FRU and procedure callouts detailed with the SRC to determine service actions.

---

**B181878C****Explanation:**

There was an error when reading the registry.

**Response:**

If this is a tracking event, no service actions are required. Otherwise, use the FRU and procedure callouts detailed with the SRC to determine service actions.

---

**B181878D****Explanation:**

An error occurred when updating a session entry.

**Response:**

If this is a tracking event, no service actions are required. Otherwise, use the FRU and procedure callouts detailed with the SRC to determine service actions.

---

**B181878E****Explanation:**

There was an error in "read for session entry".

**Response:**

If this is a tracking event, no service actions are required. Otherwise, use the FRU and procedure callouts detailed with the SRC to determine service actions.

---

**B181878F****Explanation:**

There was an error in "lookup in session entry".

**Response:**

If this is a tracking event, no service actions are required. Otherwise, use the FRU and procedure callouts detailed with the SRC to determine service actions.

---

**B1818791****Explanation:**

There was an error in "seek for session entry".

**Response:**

If this is a tracking event, no service actions are required. Otherwise, use the FRU and procedure callouts detailed with the SRC to determine service actions.

---

**B1818792****Explanation:**

There was an error in "session entry read".

**Response:**

If this is a tracking event, no service actions are required. Otherwise, use the FRU and procedure callouts detailed with the SRC to determine service actions.

---

**B1818793****Explanation:**

There was an error in "session entry read".

**Response:**

If this is a tracking event, no service actions are required. Otherwise, use the FRU and procedure callouts detailed with the SRC to determine service actions.

---

**B1818794****Explanation:**

An invalid entry number was found.

**Response:**

If this is a tracking event, no service actions are required. Otherwise, use the FRU and procedure callouts detailed with the SRC to determine service actions.

---

**B1818795****Explanation:**

There was an error in a "session entry seek".

**Response:**

If this is a tracking event, no service actions are required. Otherwise, use the FRU and procedure callouts detailed with the SRC to determine service actions.

---

**B1818796****Explanation:**

There was an error when updating a session entry.

**Response:**

If this is a tracking event, no service actions are required. Otherwise, use the FRU and procedure callouts detailed with the SRC to determine service actions.

---

**B1818797****Explanation:**

An invalid PID was found in a session entry.

**Response:**

If this is a tracking event, no service actions are required. Otherwise, use the FRU and procedure callouts detailed with the SRC to determine service actions.

---

**B181879A****Explanation:**

An error when creating a socket.

**Response:**

If this is a tracking event, no service actions are required. Otherwise, use the FRU and procedure callouts detailed with the SRC to determine service actions.

---

**B181879B****Explanation:**

Failed to create a socket.

**Response:**

If this is a tracking event, no service actions are required. Otherwise, use the FRU and procedure callouts detailed with the SRC to determine service actions.

---

**B181879C****Explanation:**

Creation of the socket path failed due to a registry read.

**Response:**

If this is a tracking event, no service actions are required. Otherwise, use the FRU and procedure callouts detailed with the SRC to determine service actions.

---

**B181879D****Explanation:**

An error occurred in a message constructor.

**Response:**

If this is a tracking event, no service actions are required. Otherwise, use the FRU and procedure callouts detailed with the SRC to determine service actions.

---

**B181879E****Explanation:**

Allocation of memory for a message failed.

**Response:**

If this is a tracking event, no service actions are required. Otherwise, use the FRU and procedure callouts detailed with the SRC to determine service actions.

---

**B181879F****Explanation:**

Allocation of memory for a message failed.

**Response:**

If this is a tracking event, no service actions are required. Otherwise, use the FRU and procedure callouts detailed with the SRC to determine service actions.

---

**B18187A0****Explanation:**

There was an error in the buffer length.

**Response:**

If this is a tracking event, no service actions are required. Otherwise, use the FRU and procedure callouts detailed with the SRC to determine service actions.

---

**B18187A1****Explanation:**

An error occurred when creating a message.

**Response:**

If this is a tracking event, no service actions are required. Otherwise, use the FRU and procedure callouts detailed with the SRC to determine service actions.

---

**B18187A2****Explanation:**

A null value was found.

**Response:**

If this is a tracking event, no service actions are required. Otherwise, use the FRU and procedure callouts detailed with the SRC to determine service actions.

---

**B18187A3****Explanation:**

An invalid message was sent.

**Response:**

If this is a tracking event, no service actions are required. Otherwise, use the FRU and procedure callouts detailed with the SRC to determine service actions.

---

**B18187A4****Explanation:**

An invalid message was received.

**Response:**

If this is a tracking event, no service actions are required. Otherwise, use the FRU and procedure callouts detailed with the SRC to determine service actions.

---

**B18187A5****Explanation:**

A null value was found.

**Response:**

If this is a tracking event, no service actions are required. Otherwise, use the FRU and procedure callouts detailed with the SRC to determine service actions.

---

**B18187A7****Explanation:**

There was an error in a UNIX connection.

**Response:**

If this is a tracking event, no service actions are required. Otherwise, use the FRU and procedure callouts detailed with the SRC to determine service actions.

---

**B18187A8****Explanation:**

There was a time-out on a connection.

**Response:**

If this is a tracking event, no service actions are required. Otherwise, use the FRU and procedure callouts detailed with the SRC to determine service actions.

---

**B18187AC****Explanation:**

An error occurred when an SSL socket was being closed at the same time an SSL connect was occurring.

**Response:**

If this is a tracking event, no service actions are required. Otherwise, use the FRU and procedure callouts detailed with the SRC to determine service actions.

---

**B18187AD****Explanation:**

There was an error when closing a socket.

**Response:**

If this is a tracking event, no service actions are required. Otherwise, use the FRU and procedure callouts detailed with the SRC to determine service actions.

---

**B18187AE****Explanation:**

An error occurred in a routine

**Response:**

If this is a tracking event, no service actions are required. Otherwise, use the FRU and procedure callouts detailed with the SRC to determine service actions.

---

**B18187AF****Explanation:**

A connection failed due to the connection timing out.

**Response:**

If this is a tracking event, no service actions are required. Otherwise, use the FRU and procedure callouts detailed with the SRC to determine service actions.

---

**B18187B0****Explanation:**

An error occurred in a connection.

**Response:**

If this is a tracking event, no service actions are required. Otherwise, use the FRU and procedure callouts detailed with the SRC to determine service actions.

---

**B18187B1****Explanation:**

A connection failed due to a timeout.

**Response:**

If this is a tracking event, no service actions are required. Otherwise, use the FRU and procedure callouts detailed with the SRC to determine service actions.

---

**B18187B2****Explanation:**

A connection timed out.

**Response:**

If this is a tracking event, no service actions are required. Otherwise, use the FRU and procedure callouts detailed with the SRC to determine service actions.

---

**B18187B3****Explanation:**

A socket error occurred.

**Response:**

If this is a tracking event, no service actions are required. Otherwise, use the FRU and procedure callouts detailed with the SRC to determine service actions.

---

**B18187B4****Explanation:**

A connection failed.

**Response:**

If this is a tracking event, no service actions are required. Otherwise, use the FRU and procedure callouts detailed with the SRC to determine service actions.

---

**B18187B5****Explanation:**

An error occurred in a selection.

**Response:**

If this is a tracking event, no service actions are required. Otherwise, use the FRU and procedure callouts detailed with the SRC to determine service actions.

---

**B18187B6****Explanation:**

An error occurred when trying to make a connection.

**Response:**

If this is a tracking event, no service actions are required. Otherwise, use the FRU and procedure callouts detailed with the SRC to determine service actions.

---

**B18187B7****Explanation:**

An error occurred when trying to make a connection.

**Response:**

If this is a tracking event, no service actions are required. Otherwise, use the FRU and procedure callouts detailed with the SRC to determine service actions.

---

**B18187B8****Explanation:**

There was a secure read failure.

**Response:**

If this is a tracking event, no service actions are required. Otherwise, use the FRU and procedure callouts detailed with the SRC to determine service actions.

---

**B18187B9****Explanation:**

An error occurred when sending a serial connection message.

**Response:**

If this is a tracking event, no service actions are required. Otherwise, use the FRU and procedure callouts detailed with the SRC to determine service actions.

---

**B18187BA****Explanation:**

An error occurred when sending a disconnection message.

**Response:**

If this is a tracking event, no service actions are required. Otherwise, use the FRU and procedure callouts detailed with the SRC to determine service actions.

---

**B18187BB****Explanation:**

An error occurred when sending a serial connection message.

**Response:**

If this is a tracking event, no service actions are required. Otherwise, use the FRU and procedure callouts detailed with the SRC to determine service actions.

---

**B18187BC****Explanation:**

An error occurred in a send operation.

**Response:**

If this is a tracking event, no service actions are required. Otherwise, use the FRU and procedure callouts detailed with the SRC to determine service actions.

---

**B18187BD**

**Explanation:**

An error occurred when opening a port number.

**Response:**

If this is a tracking event, no service actions are required. Otherwise, use the FRU and procedure callouts detailed with the SRC to determine service actions.

---

**B18187BF**

**Explanation:**

An error occurred when writing to a port.

**Response:**

If this is a tracking event, no service actions are required. Otherwise, use the FRU and procedure callouts detailed with the SRC to determine service actions.

---

**B18187C0**

**Explanation:**

An error occurred in a system call.

**Response:**

If this is a tracking event, no service actions are required. Otherwise, use the FRU and procedure callouts detailed with the SRC to determine service actions.

---

**B18187C1**

**Explanation:**

An error occurred when setting up the passwords.

**Response:**

If this is a tracking event, no service actions are required. Otherwise, use the FRU and procedure callouts detailed with the SRC to determine service actions.

---

**B18187C2**

**Explanation:**

An error occurred when sending a message.

**Response:**

If this is a tracking event, no service actions are required. Otherwise, use the FRU and procedure callouts detailed with the SRC to determine service actions.

---

**B18187C3**

**Explanation:**

An error occurred in a receive operation.

**Response:**

If this is a tracking event, no service actions are required. Otherwise, use the FRU and procedure callouts detailed with the SRC to determine service actions.

---

**B18187C4**

**Explanation:**

The universal asynchronous receiver/transmitter (UART) device abstraction layer (ADAL) configuration failed.

**Response:**

If this is a tracking event, no service actions are required. Otherwise, use the FRU and procedure callouts detailed with the SRC to determine service actions.

---

**B18187C5**

**Explanation:**

The universal asynchronous receiver/transmitter (UART) ADAL configuration failed.

**Response:**

If this is a tracking event, no service actions are required. Otherwise, use the FRU and procedure callouts detailed with the SRC to determine service actions.

---

**B18187C6**

**Explanation:**

The universal asynchronous receiver/transmitter (UART) ADAL configuration failed.

**Response:**

If this is a tracking event, no service actions are required. Otherwise, use the FRU and procedure callouts detailed with the SRC to determine service actions.

---

**B18187C7**

**Explanation:**

The universal asynchronous receiver/transmitter (UART) ADAL configuration failed.

**Response:**

If this is a tracking event, no service actions are required. Otherwise, use the FRU and procedure callouts detailed with the SRC to determine service actions.

---

**B18187C8**

**Explanation:**

The universal asynchronous receiver/transmitter (UART) ADAL configuration failed.

**Response:**

If this is a tracking event, no service actions are required. Otherwise, use the FRU and procedure

callouts detailed with the SRC to determine service actions.

---

**B18187C9****Explanation:**

The universal asynchronous receiver/transmitter (UART) ADAL configuration failed.

**Response:**

If this is a tracking event, no service actions are required. Otherwise, use the FRU and procedure callouts detailed with the SRC to determine service actions.

---

**B18187CA****Explanation:**

There was a time-out on the secure receive.

**Response:**

If this is a tracking event, no service actions are required. Otherwise, use the FRU and procedure callouts detailed with the SRC to determine service actions.

---

**B18187CB****Explanation:**

A secure receive error occurred.

**Response:**

If this is a tracking event, no service actions are required. Otherwise, use the FRU and procedure callouts detailed with the SRC to determine service actions.

---

**B18187CC****Explanation:**

A polling error occurred.

**Response:**

If this is a tracking event, no service actions are required. Otherwise, use the FRU and procedure callouts detailed with the SRC to determine service actions.

---

**B18187CD****Explanation:**

Poll events occurred on the secure receive.

**Response:**

If this is a tracking event, no service actions are required. Otherwise, use the FRU and procedure callouts detailed with the SRC to determine service actions.

---

**B18187CE****Explanation:**

A secure receive operation failed.

**Response:**

If this is a tracking event, no service actions are required. Otherwise, use the FRU and procedure

callouts detailed with the SRC to determine service actions.

---

**B18187CF****Explanation:**

An error occurred in a secure receive operation.

**Response:**

If this is a tracking event, no service actions are required. Otherwise, use the FRU and procedure callouts detailed with the SRC to determine service actions.

---

**B18187D0****Explanation:**

An error occurred when reading a registry value.

**Response:**

If this is a tracking event, no service actions are required. Otherwise, use the FRU and procedure callouts detailed with the SRC to determine service actions.

---

**B18187D1****Explanation:**

A connection error occurred in TCP/IP.

**Response:**

If this is a tracking event, no service actions are required. Otherwise, use the FRU and procedure callouts detailed with the SRC to determine service actions.

---

**B18187D2****Explanation:**

A socket error occurred

**Response:**

If this is a tracking event, no service actions are required. Otherwise, use the FRU and procedure callouts detailed with the SRC to determine service actions.

---

**B18187D3****Explanation:**

A socket time-out occurred.

**Response:**

If this is a tracking event, no service actions are required. Otherwise, use the FRU and procedure callouts detailed with the SRC to determine service actions.

---

**B18187D4****Explanation:**

An error occurred when closing a socket.

**Response:**

If this is a tracking event, no service actions are required. Otherwise, use the FRU and procedure

callouts detailed with the SRC to determine service actions.

---

**B18187D5****Explanation:**

An error was returned from a system call.

**Response:**

If this is a tracking event, no service actions are required. Otherwise, use the FRU and procedure callouts detailed with the SRC to determine service actions.

---

**B18187D6****Explanation:**

An error occurred when closing the serial connection.

**Response:**

If this is a tracking event, no service actions are required. Otherwise, use the FRU and procedure callouts detailed with the SRC to determine service actions.

---

**B18187D7****Explanation:**

An error occurred when closing the eth0 connection.

**Response:**

If this is a tracking event, no service actions are required. Otherwise, use the FRU and procedure callouts detailed with the SRC to determine service actions.

---

**B18187D8****Explanation:**

An error occurred when closing the eth1 connection.

**Response:**

If this is a tracking event, no service actions are required. Otherwise, use the FRU and procedure callouts detailed with the SRC to determine service actions.

---

**B18187D9****Explanation:**

There was a time-out on the secure receive.

**Response:**

If this is a tracking event, no service actions are required. Otherwise, use the FRU and procedure callouts detailed with the SRC to determine service actions.

---

**B18187DA****Explanation:**

An error occurred when receiving.

**Response:**

If this is a tracking event, no service actions are required. Otherwise, use the FRU and procedure

callouts detailed with the SRC to determine service actions.

---

**B18187DB****Explanation:**

An error was returned from a system call.

**Response:**

If this is a tracking event, no service actions are required. Otherwise, use the FRU and procedure callouts detailed with the SRC to determine service actions.

---

**B18187DC****Explanation:**

A time-out occurred while waiting for data.

**Response:**

If this is a tracking event, no service actions are required. Otherwise, use the FRU and procedure callouts detailed with the SRC to determine service actions.

---

**B18187DD****Explanation:**

There was an error in SSL receive.

**Response:**

If this is a tracking event, no service actions are required. Otherwise, use the FRU and procedure callouts detailed with the SRC to determine service actions.

---

**B18187DE****Explanation:**

There was an error in secure receive.

**Response:**

If this is a tracking event, no service actions are required. Otherwise, use the FRU and procedure callouts detailed with the SRC to determine service actions.

---

**B18187DF****Explanation:**

An error was returned by the poll command.

**Response:**

If this is a tracking event, no service actions are required. Otherwise, use the FRU and procedure callouts detailed with the SRC to determine service actions.

---

**B18187E0****Explanation:**

An error occurred in a message processing function.

**Response:**

If this is a tracking event, no service actions are required. Otherwise, use the FRU and procedure

callouts detailed with the SRC to determine service actions.

---

**B18187E1****Explanation:**

There was an error in SSL write.

**Response:**

If this is a tracking event, no service actions are required. Otherwise, use the FRU and procedure callouts detailed with the SRC to determine service actions.

---

**B18187E2****Explanation:**

An error occurred in a send/receive function.

**Response:**

If this is a tracking event, no service actions are required. Otherwise, use the FRU and procedure callouts detailed with the SRC to determine service actions.

---

**B18187E3****Explanation:**

An error occurred when reading the registry.

**Response:**

If this is a tracking event, no service actions are required. Otherwise, use the FRU and procedure callouts detailed with the SRC to determine service actions.

---

**B18187E4****Explanation:**

A private key failure occurred.

**Response:**

If this is a tracking event, no service actions are required. Otherwise, use the FRU and procedure callouts detailed with the SRC to determine service actions.

---

**B18187E5****Explanation:**

A read certificate and key error occurred.

**Response:**

If this is a tracking event, no service actions are required. Otherwise, use the FRU and procedure callouts detailed with the SRC to determine service actions.

---

**B18187E6****Explanation:**

A private key mismatch occurred.

**Response:**

If this is a tracking event, no service actions are required. Otherwise, use the FRU and procedure

callouts detailed with the SRC to determine service actions.

---

**B18187E7****Explanation:**

Unable to complete a connection, but not because of a time-out.

**Response:**

If this is a tracking event, no service actions are required. Otherwise, use the FRU and procedure callouts detailed with the SRC to determine service actions.

---

**B18187E8****Explanation:**

An error occurred when trying to close a TCP/IP connection.

**Response:**

If this is a tracking event, no service actions are required. Otherwise, use the FRU and procedure callouts detailed with the SRC to determine service actions.

---

**B18187E9****Explanation:**

An SSL handshake failed.

**Response:**

If this is a tracking event, no service actions are required. Otherwise, use the FRU and procedure callouts detailed with the SRC to determine service actions.

---

**B18187EA****Explanation:**

These was an error in a write operation.

**Response:**

If this is a tracking event, no service actions are required. Otherwise, use the FRU and procedure callouts detailed with the SRC to determine service actions.

---

**B18187EB****Explanation:**

There was an error in TCP/IP select.

**Response:**

If this is a tracking event, no service actions are required. Otherwise, use the FRU and procedure callouts detailed with the SRC to determine service actions.

---

**B18187EC****Explanation:**

A timeout occurred in "select" while waiting for data.

**Response:**



If this is a tracking event, no service actions are required. Otherwise, use the FRU and procedure callouts detailed with the SRC to determine service actions.

---

**B18187ED****Explanation:**

An error occurred in "received message".

**Response:**

If this is a tracking event, no service actions are required. Otherwise, use the FRU and procedure callouts detailed with the SRC to determine service actions.

---

**B18187EE****Explanation:**

An error occurred when getting the header.

**Response:**

If this is a tracking event, no service actions are required. Otherwise, use the FRU and procedure callouts detailed with the SRC to determine service actions.

---

**B18187EF****Explanation:**

There was a timeout while waiting for TCP/IP.

**Response:**

If this is a tracking event, no service actions are required. Otherwise, use the FRU and procedure callouts detailed with the SRC to determine service actions.

---

**B18187F0****Explanation:**

A certificate clean-up error occurred.

**Response:**

If this is a tracking event, no service actions are required. Otherwise, use the FRU and procedure callouts detailed with the SRC to determine service actions.

---

**B18187F1****Explanation:**

There was an error in TCP/IP "select".

**Response:**

If this is a tracking event, no service actions are required. Otherwise, use the FRU and procedure callouts detailed with the SRC to determine service actions.

---

**B18187F2****Explanation:**

A semaphore error occurred.

**Response:**

If this is a tracking event, no service actions are required. Otherwise, use the FRU and procedure callouts detailed with the SRC to determine service actions.

---

**B18187F3****Explanation:**

An SSL shutdown failure occurred.

**Response:**

If this is a tracking event, no service actions are required. Otherwise, use the FRU and procedure callouts detailed with the SRC to determine service actions.

---

**B18187F4****Explanation:**

A set up error occurred.

**Response:**

If this is a tracking event, no service actions are required. Otherwise, use the FRU and procedure callouts detailed with the SRC to determine service actions.

---

**B18187F5****Explanation:**

Generating a key failed.

**Response:**

If this is a tracking event, no service actions are required. Otherwise, use the FRU and procedure callouts detailed with the SRC to determine service actions.

---

**B18187F6****Explanation:**

An error occurred in when closing a connection.

**Response:**

If this is a tracking event, no service actions are required. Otherwise, use the FRU and procedure callouts detailed with the SRC to determine service actions.

---

**B18187F7****Explanation:**

An error occurred when reading a registry.

**Response:**

If this is a tracking event, no service actions are required. Otherwise, use the FRU and procedure callouts detailed with the SRC to determine service actions.

---

**B18187F8****Explanation:**

An error occurred in a sibling connection.

**Response:**

If this is a tracking event, no service actions are required. Otherwise, use the FRU and procedure callouts detailed with the SRC to determine service actions.

---

**B18187F9****Explanation:**

An error occurred when connecting to the first interface.

**Response:**

If this is a tracking event, no service actions are required. Otherwise, use the FRU and procedure callouts detailed with the SRC to determine service actions.

---

**B18187FA****Explanation:**

There was an error when obtaining the private key for SSL communications.

**Response:**

If this is a tracking event, no service actions are required. Otherwise, use the FRU and procedure callouts detailed with the SRC to determine service actions.

---

**B18187FB****Explanation:**

An error occurred when writing a registry value.

**Response:**

If this is a tracking event, no service actions are required. Otherwise, use the FRU and procedure callouts detailed with the SRC to determine service actions.

---

**B18187FC****Explanation:**

Bad data was sent in through a constructor .

**Response:**

If this is a tracking event, no service actions are required. Otherwise, use the FRU and procedure callouts detailed with the SRC to determine service actions.

---

**B18187FD****Explanation:**

There was an error in creating an ivSSL object using the SSL\_new() function.

**Response:**

If this is a tracking event, no service actions are required. Otherwise, use the FRU and procedure callouts detailed with the SRC to determine service actions.

---

**B18187FE****Explanation:**

An error occurred in setting a socket option.

**Response:**

If this is a tracking event, no service actions are required. Otherwise, use the FRU and procedure callouts detailed with the SRC to determine service actions.

---

**B18187FF****Explanation:**

The ssl connection timed out during the open ssl operation.

**Response:**

If this is a tracking event, no service actions are required. Otherwise, use the FRU and procedure callouts detailed with the SRC to determine service actions.

---

**B1818801****Explanation:**

Failed to get access to shared memory.

**Response:**

If this is a tracking event, no service actions are required. Otherwise, use the FRU and procedure callouts detailed with the SRC to determine service actions.

---

**B1818802****Explanation:**

Failed to attach to shared memory area.

**Response:**

If this is a tracking event, no service actions are required. Otherwise, use the FRU and procedure callouts detailed with the SRC to determine service actions.

---

**B1818803****Explanation:**

An invalid pointer was passed into a function.

**Response:**

If this is a tracking event, no service actions are required. Otherwise, use the FRU and procedure callouts detailed with the SRC to determine service actions.

---

**B1818804****Explanation:**

Failed to create a synchronization file that is used to inform other code modules about the completion of a signal handling operation.

**Response:**

If this is a tracking event, no service actions are required. Otherwise, use the FRU and procedure callouts detailed with the SRC to determine service actions.

---

**B1818805****Explanation:**

Failed to read a registry value.

**Response:**

If this is a tracking event, no service actions are required. Otherwise, use the FRU and procedure callouts detailed with the SRC to determine service actions.

---

**B1818806****Explanation:**

Failed to write to registry which serves as a flag to indicate that a service routine is no longer running.

**Response:**

If this is a tracking event, no service actions are required. Otherwise, use the FRU and procedure callouts detailed with the SRC to determine service actions.

---

**B1818807****Explanation:**

Failed to detach shared memory area.

**Response:**

If this is a tracking event, no service actions are required. Otherwise, use the FRU and procedure callouts detailed with the SRC to determine service actions.

---

**B1818808****Explanation:**

Failed to create shared memory.

**Response:**

If this is a tracking event, no service actions are required. Otherwise, use the FRU and procedure callouts detailed with the SRC to determine service actions.

---

**B1818809****Explanation:**

Failed to start instructions on the selected processor to run a service routine.

**Response:**

If this is a tracking event, no service actions are required. Otherwise, use the FRU and procedure callouts detailed with the SRC to determine service actions.

---

**B181880A****Explanation:**

Failed to write to the registry which serves as a flag to indicate a service routine is running.

**Response:**

If this is a tracking event, no service actions are required. Otherwise, use the FRU and procedure

callouts detailed with the SRC to determine service actions.

---

**B181880B****Explanation:**

An invalid service routine was requested.

**Response:**

If this is a tracking event, no service actions are required. Otherwise, use the FRU and procedure callouts detailed with the SRC to determine service actions.

---

**B181880C****Explanation:**

An invalid command was found in the attention memory area; it does not match the service routine that was requested.

**Response:**

If this is a tracking event, no service actions are required. Otherwise, use the FRU and procedure callouts detailed with the SRC to determine service actions.

---

**B181880D****Explanation:**

Received a fatal attention during a service routine run.

**Response:**

If this is a tracking event, no service actions are required. Otherwise, use the FRU and procedure callouts detailed with the SRC to determine service actions.

---

**B181880E****Explanation:**

Failed to erase shared memory.

**Response:**

If this is a tracking event, no service actions are required. Otherwise, use the FRU and procedure callouts detailed with the SRC to determine service actions.

---

**B181880F****Explanation:**

Failed to get the status of a thread.

**Response:**

If this is a tracking event, no service actions are required. Otherwise, use the FRU and procedure callouts detailed with the SRC to determine service actions.

---

**B1818810****Explanation:**

No threads are functional on the requested processor core.

**Response:**

If this is a tracking event, no service actions are required. Otherwise, use the FRU and procedure callouts detailed with the SRC to determine service actions.

---

**B1818811****Explanation:**

A dependent process was not running.

**Response:**

If this is a tracking event, no service actions are required. Otherwise, use the FRU and procedure callouts detailed with the SRC to determine service actions.

---

**B1818812****Explanation:**

Failed to start a dependent process which is required to run a service routine.

**Response:**

If this is a tracking event, no service actions are required. Otherwise, use the FRU and procedure callouts detailed with the SRC to determine service actions.

---

**B1818813****Explanation:**

A request was made to run a service routine on a processor core that is not functional.

**Response:**

If this is a tracking event, no service actions are required. Otherwise, use the FRU and procedure callouts detailed with the SRC to determine service actions.

---

**B1818814****Explanation:**

Failed to get selected processor core functionality.

**Response:**

If this is a tracking event, no service actions are required. Otherwise, use the FRU and procedure callouts detailed with the SRC to determine service actions.

---

**B1818815****Explanation:**

Failed to read the general purpose registers.

**Response:**

If this is a tracking event, no service actions are required. Otherwise, use the FRU and procedure callouts detailed with the SRC to determine service actions.

---

**B1818816****Explanation:**

Failed to set up registers during the setup to run service routines.

**Response:**

If this is a tracking event, no service actions are required. Otherwise, use the FRU and procedure callouts detailed with the SRC to determine service actions.

---

**B1818817****Explanation:**

Failed to read the special purpose registers.

**Response:**

If this is a tracking event, no service actions are required. Otherwise, use the FRU and procedure callouts detailed with the SRC to determine service actions.

---

**B1818818****Explanation:**

Failed to set up a register during the setup to run service routines.

**Response:**

If this is a tracking event, no service actions are required. Otherwise, use the FRU and procedure callouts detailed with the SRC to determine service actions.

---

**B1818819****Explanation:**

Failed to save memory area during the setup to run service routines.

**Response:**

If this is a tracking event, no service actions are required. Otherwise, use the FRU and procedure callouts detailed with the SRC to determine service actions.

---

**B181881A****Explanation:**

Failed to get the proper fabric identity so that storage could be read.

**Response:**

If this is a tracking event, no service actions are required. Otherwise, use the FRU and procedure callouts detailed with the SRC to determine service actions.

---

**B181881B****Explanation:**

Failed to unmap the memory pointed to by the processor control area addresses.

**Response:**

If this is a tracking event, no service actions are required. Otherwise, use the FRU and procedure

callouts detailed with the SRC to determine service actions.

---

**B181881C****Explanation:**

Failed to get the processor control area from the host data area.

**Response:**

If this is a tracking event, no service actions are required. Otherwise, use the FRU and procedure callouts detailed with the SRC to determine service actions.

---

**B181881D****Explanation:**

Failed to read memory during the setup to run a service routine.

**Response:**

If this is a tracking event, no service actions are required. Otherwise, use the FRU and procedure callouts detailed with the SRC to determine service actions.

---

**B181881E****Explanation:**

Timed out waiting for the service routine to finish.

**Response:**

If this is a tracking event, no service actions are required. Otherwise, use the FRU and procedure callouts detailed with the SRC to determine service actions.

---

**B181881F****Explanation:**

Failed to erase a synchronization file.

**Response:**

If this is a tracking event, no service actions are required. Otherwise, use the FRU and procedure callouts detailed with the SRC to determine service actions.

---

**B1818820****Explanation:**

Failed to get access to a structure necessary to run a service routine.

**Response:**

If this is a tracking event, no service actions are required. Otherwise, use the FRU and procedure callouts detailed with the SRC to determine service actions.

---

**B1818821****Explanation:**

Failed to initialize a buffer during the setup to run a service routine.

**Response:**

If this is a tracking event, no service actions are required. Otherwise, use the FRU and procedure callouts detailed with the SRC to determine service actions.

---

**B1818822****Explanation:**

Failed to write the service routine address into a general purpose register.

**Response:**

If this is a tracking event, no service actions are required. Otherwise, use the FRU and procedure callouts detailed with the SRC to determine service actions.

---

**B1818824****Explanation:**

Failed to set up the special purpose registers.

**Response:**

If this is a tracking event, no service actions are required. Otherwise, use the FRU and procedure callouts detailed with the SRC to determine service actions.

---

**B1818825****Explanation:**

Failed to initialize a buffer during the setup to run a service routine.

**Response:**

If this is a tracking event, no service actions are required. Otherwise, use the FRU and procedure callouts detailed with the SRC to determine service actions.

---

**B1818826****Explanation:**

Failed to initialize a buffer during the setup to run a service routine.

**Response:**

If this is a tracking event, no service actions are required. Otherwise, use the FRU and procedure callouts detailed with the SRC to determine service actions.

---

**B1818827****Explanation:**

Failed to set up the special purpose registers to run a service routine.

**Response:**

If this is a tracking event, no service actions are required. Otherwise, use the FRU and procedure callouts detailed with the SRC to determine service actions.

---

**B1818828**

**Explanation:**

Failed to save a register value during the setup to run a service routine.

**Response:**

If this is a tracking event, no service actions are required. Otherwise, use the FRU and procedure callouts detailed with the SRC to determine service actions.

---

**B181882A****Explanation:**

Failed to write the reset vector.

**Response:**

If this is a tracking event, no service actions are required. Otherwise, use the FRU and procedure callouts detailed with the SRC to determine service actions.

---

**B181882B****Explanation:**

Failed to get the thread status.

**Response:**

If this is a tracking event, no service actions are required. Otherwise, use the FRU and procedure callouts detailed with the SRC to determine service actions.

---

**B181882C****Explanation:**

Failed to write the reset vector.

**Response:**

If this is a tracking event, no service actions are required. Otherwise, use the FRU and procedure callouts detailed with the SRC to determine service actions.

---

**B181882D****Explanation:**

The service routine address was not valid.

**Response:**

If this is a tracking event, no service actions are required. Otherwise, use the FRU and procedure callouts detailed with the SRC to determine service actions.

---

**B1818830****Explanation:**

Failed to write to memory during the setup to run a service routine.

**Response:**

If this is a tracking event, no service actions are required. Otherwise, use the FRU and procedure callouts detailed with the SRC to determine service actions.

---

**B1818831****Explanation:**

Failed to release a reserved ID.

**Response:**

If this is a tracking event, no service actions are required. Otherwise, use the FRU and procedure callouts detailed with the SRC to determine service actions.

---

**B1818832****Explanation:**

Failed to initialize a register during the setup to run a service routine.

**Response:**

If this is a tracking event, no service actions are required. Otherwise, use the FRU and procedure callouts detailed with the SRC to determine service actions.

---

**B1818833****Explanation:**

An invalid service routine address was detected.

**Response:**

If this is a tracking event, no service actions are required. Otherwise, use the FRU and procedure callouts detailed with the SRC to determine service actions.

---

**B1818834****Explanation:**

Failed to write to service routine state in the registry to indicate that a service routine is not running.

**Response:**

If this is a tracking event, no service actions are required. Otherwise, use the FRU and procedure callouts detailed with the SRC to determine service actions.

---

**B1818901****Explanation:**

An error occurred when the service processor synchronization (SINK) interface tried to read firmware data.

---

**B1818902****Explanation:**

The service processor synchronization (SINK) interface timed out waiting for a firmware component to create a synchronization lock.

---

**B1818903****Explanation:**

The service processor synchronization (SINK) interface timed out waiting for a firmware component to establish a synchronization lock.

---

---

**B1818904****Explanation:**

An invalid synchronization lock was passed to the service processor synchronization (SINK) interface.

---

**B1818905****Explanation:**

An invalid synchronization lock file was passed to the service processor synchronization (SINK) interface.

---

**B1818906****Explanation:**

A firmware component failed to create a synchronization lock.

---

**B1818907****Explanation:**

The service processor synchronization (SINK) interface detected that another firmware server is currently running.

---

**B1818908****Explanation:**

An error occurred when the service processor synchronization (SINK) interface tried to delete a synchronization lock.

---

**B181890A****Explanation:**

An internal error occurred in the service processor synchronization (SINK) interface.

---

**B181890B****Explanation:**

An error occurred when the service processor synchronization (SINK) interface tried to read firmware data.

---

**B181890C****Explanation:**

An invalid file was passed to the service processor synchronization (SINK) interface.

---

**B181890D****Explanation:**

An error occurred when the service processor synchronization (SINK) interface tried to build a directory path.

---

**B181890E****Explanation:**

An invalid file was passed to the service processor synchronization (SINK) interface.

---

**B181890F****Explanation:**

A firmware component passed an invalid file to the service processor synchronization (SINK) interface.

---

**B1818910****Explanation:**

An invalid parameter was passed to the service processor synchronization (SINK) interface.

---

**B1818911****Explanation:**

The service processor synchronization (SINK) interface was not able to synchronize with a specific firmware component.

---

**B1818912****Explanation:**

The service processor synchronization (SINK) interface timed out waiting for a synchronization lock to be established by another firmware component.

---

**B1818913****Explanation:**

An invalid file was passed to the service processor synchronization (SINK) interface.

---

**B1818914****Explanation:**

Invalid arguments were passed to the service processor synchronization (SINK) interface.

---

**B1818915****Explanation:**

The maximum number of files that are allowed to be created and open using process synchronization was exceeded.

---

**B1818916****Explanation:**

An invalid parameter was passed to the service processor synchronization (SINK) interface.

---

**B1818917****Explanation:**

The service processor synchronization (SINK) interface timed out waiting for the power interface to stabilize.

---

**B1818918****Explanation:**

The service processor synchronization (SINK) interface detected a synchronization error between two firmware components.

---

**B1818919****Explanation:**

The 'pthread\_rwlock\_rdlock' call failed.

**Response:**

The FRU callouts are calculated at the time of the failure. See the error log for the actual replacement strategy.

---

**B181891A****Explanation:**

The 'pthread\_rwlock\_wrlock' call failed.

**Response:**

The FRU callouts are calculated at the time of the failure. See the error log for the actual replacement strategy.

---

**B181891B****Explanation:**

The 'pthread\_rwlock\_unlock' call failed.

**Response:**

The FRU callouts are calculated at the time of the failure. See the error log for the actual replacement strategy.

---

**B181891C****Explanation:**

Failure in 'inotify\_init'. See errno value for details.

**Response:**

The FRU callouts are calculated at the time of the failure. See the error log for the actual replacement strategy.

---

**B181891D****Explanation:**

Failure in 'inotify\_add\_watch'. See the errno value for details.

**Response:**

The FRU callouts are calculated at the time of the failure. See the error log for the actual replacement strategy.

---

**B181891E****Explanation:****Response:**

The FRU callouts are calculated at the time of the failure. See the error log for the actual replacement strategy.

---

**B181891F****Explanation:**

Failed to register a child "atfork" handler.

**Response:**

The FRU callouts are calculated at the time of the failure. See the error log for the actual replacement strategy.

---

**B1818920****Explanation:**

The timestamp of the sink file could not be updated. Any clients waiting for this event will not be woken up.

**Response:**

The FRU callouts are calculated at the time of the failure. See the error log for the actual replacement strategy.

---

**B1818921****Explanation:**

Failed to set the 'close-on-exec' flag on a locked sink file.

**Response:**

The FRU callouts are calculated at the time of the failure. See the error log for the actual replacement strategy.

---

**B1818922****Explanation:**

The caller supplied a NULL 'i\_filename' string.

**Response:**

The FRU callouts are calculated at the time of the failure. See the error log for the actual replacement strategy.

---

**B181894E****Explanation:**

The system controller received bad data back after sending a "hold sibling in reset command" to a node controller.

**Response:**

If this is a tracking event, no service actions are required. Otherwise, use the FRU and procedure callouts detailed with the SRC to determine service actions.

---

**B1818A02****Explanation:**

The calling component requested an invalid key.

**Response:**

If this is a tracking event, no service actions are required. Otherwise, use the FRU and procedure callouts detailed with the SRC to determine service actions.

---

**B1818A03****Explanation:**

The calling component did not provide a buffer large enough for reading the data.

**Response:**

If this is a tracking event, no service actions are required. Otherwise, use the FRU and procedure callouts detailed with the SRC to determine service actions.

---

**B1818A04**



**Explanation:**

The util registry write operation failed due to the an underlying building block failure.

**Response:**

If this is a tracking event, no service actions are required. Otherwise, use the FRU and procedure callouts detailed with the SRC to determine service actions.

---

**B1818A05****Explanation:**

The platform extension information for this registry key was not retrieved correctly.

**Response:**

If this is a tracking event, no service actions are required. Otherwise, use the FRU and procedure callouts detailed with the SRC to determine service actions.

---

**B1818A06****Explanation:**

Redudant "side" write operation failed.

**Response:**

If this is a tracking event, no service actions are required. Otherwise, use the FRU and procedure callouts detailed with the SRC to determine service actions.

---

**B1818A07****Explanation:**

An operation to send a signal event for the current registry key failed.

**Response:**

If this is a tracking event, no service actions are required. Otherwise, use the FRU and procedure callouts detailed with the SRC to determine service actions.

---

**B1818A09****Explanation:**

Redudant "side" write operation failed due to a stream failure.

**Response:**

If this is a tracking event, no service actions are required. Otherwise, use the FRU and procedure callouts detailed with the SRC to determine service actions.

---

**B1818A0A****Explanation:**

Util failed to accurately acquire the size of a registry key due to an underlying building block failure.

**Response:**

If this is a tracking event, no service actions are required. Otherwise, use the FRU and procedure

callouts detailed with the SRC to determine service actions.

---

**B1818A0B****Explanation:**

A was failure detected when forming a path to a registry key.

**Response:**

If this is a tracking event, no service actions are required. Otherwise, use the FRU and procedure callouts detailed with the SRC to determine service actions.

---

**B1818A0E****Explanation:**

The current util file operation failed.

**Response:**

If this is a tracking event, no service actions are required. Otherwise, use the FRU and procedure callouts detailed with the SRC to determine service actions.

---

**B1818A0F****Explanation:**

The current util operation failed because the file in question is not open.

**Response:**

If this is a tracking event, no service actions are required. Otherwise, use the FRU and procedure callouts detailed with the SRC to determine service actions.

---

**B1818A10****Explanation:**

The current util operation failed due to end-of-file being reached.

**Response:**

If this is a tracking event, no service actions are required. Otherwise, use the FRU and procedure callouts detailed with the SRC to determine service actions.

---

**B1818A11****Explanation:**

The memory pointer acquired from a caller is invalid.

**Response:**

If this is a tracking event, no service actions are required. Otherwise, use the FRU and procedure callouts detailed with the SRC to determine service actions.

---

**B1818A12****Explanation:**

An operation failed due to end-of-file being reached on the current stream.

**Response:**

If this is a tracking event, no service actions are required. Otherwise, use the FRU and procedure callouts detailed with the SRC to determine service actions.

---

**B1818A13****Explanation:**

The operation to remove a file failed; possible file system issue.

**Response:**

If this is a tracking event, no service actions are required. Otherwise, use the FRU and procedure callouts detailed with the SRC to determine service actions.

---

**B1818A14****Explanation:**

The file lock operation failed to acquire the lock that was requested; possible system-wide problem

**Response:**

If this is a tracking event, no service actions are required. Otherwise, use the FRU and procedure callouts detailed with the SRC to determine service actions.

---

**B1818A16****Explanation:**

Failure to initialize a semaphore; possible kernel issue.

**Response:**

If this is a tracking event, no service actions are required. Otherwise, use the FRU and procedure callouts detailed with the SRC to determine service actions.

---

**B1818A17****Explanation:**

Failure to initialize a semaphore; possible kernel problem.

**Response:**

If this is a tracking event, no service actions are required. Otherwise, use the FRU and procedure callouts detailed with the SRC to determine service actions.

---

**B1818A18****Explanation:**

The semaphore operation failed; possible file system problems.

**Response:**

If this is a tracking event, no service actions are required. Otherwise, use the FRU and procedure callouts detailed with the SRC to determine service actions.

---

**B1818A19****Explanation:**

A semaphore initialization failure occurred due to system call failure; possible kernel problem.

**Response:**

If this is a tracking event, no service actions are required. Otherwise, use the FRU and procedure callouts detailed with the SRC to determine service actions.

---

**B1818A1A****Explanation:**

The operation to dynamically load a library failed.

**Response:**

If this is a tracking event, no service actions are required. Otherwise, use the FRU and procedure callouts detailed with the SRC to determine service actions.

---

**B1818A1B****Explanation:**

A failure occurred when loading a shared library symbol.

**Response:**

If this is a tracking event, no service actions are required. Otherwise, use the FRU and procedure callouts detailed with the SRC to determine service actions.

---

**B1818A1C****Explanation:**

The operation to synchronize the current registry key to the back-up failed.

**Response:**

If this is a tracking event, no service actions are required. Otherwise, use the FRU and procedure callouts detailed with the SRC to determine service actions.

---

**B1818A1D****Explanation:**

Failed to get a value.

**Response:**

If this is a tracking event, no service actions are required. Otherwise, use the FRU and procedure callouts detailed with the SRC to determine service actions.

---

**B1818A1E****Explanation:**

The operation to read a registry key has failed due to a failure in the underlying building block method.

**Response:**

If this is a tracking event, no service actions are required. Otherwise, use the FRU and procedure

callouts detailed with the SRC to determine service actions.

---

**B1818A1F****Explanation:**

An operation failed to read a platform extension due to a failure in an underlying building block method.

**Response:**

If this is a tracking event, no service actions are required. Otherwise, use the FRU and procedure callouts detailed with the SRC to determine service actions.

---

**B1818A20****Explanation:**

The operation to synchronize the file operation via RMGR has failed.

**Response:**

If this is a tracking event, no service actions are required. Otherwise, use the FRU and procedure callouts detailed with the SRC to determine service actions.

---

**B1818A21****Explanation:**

The operation failed while reading the file stream.

**Response:**

If this is a tracking event, no service actions are required. Otherwise, use the FRU and procedure callouts detailed with the SRC to determine service actions.

---

**B1818A2A****Explanation:**

A directory could not be created because a directory already exists.

**Response:**

If this is a tracking event, no service actions are required. Otherwise, use the FRU and procedure callouts detailed with the SRC to determine service actions.

---

**B1818A2C****Explanation:**

Unable to open a firmware component.

**Response:**

If this is a tracking event, no service actions are required. Otherwise, use the FRU and procedure callouts detailed with the SRC to determine service actions.

---

**B1818A2D****Explanation:**

Unable to set bits in a register.

**Response:**

If this is a tracking event, no service actions are required. Otherwise, use the FRU and procedure callouts detailed with the SRC to determine service actions.

---

**B1818A2F****Explanation:**

Semaphore Initialization called when already initialized

**Response:**

The FRU callouts are calculated at the time of the failure. See the error log for the actual replacement strategy.

---

**B1818A30****Explanation:**

Semaphore operation cannot proceed because semaphore has not been initialized. This is a code bug.

**Response:**

The FRU callouts are calculated at the time of the failure. See the error log for the actual replacement strategy.

---

**B1818A31****Explanation:**

Semaphore Initialization cannot complete due to FileSystem failure acquiring lock

**Response:**

The FRU callouts are calculated at the time of the failure. See the error log for the actual replacement strategy.

---

**B1818A32****Explanation:**

A binary semaphore was already unlocked.

**Response:**

If this is a tracking event, no service actions are required. Otherwise, use the FRU and procedure callouts detailed with the SRC to determine service actions.

---

**B1818A33****Explanation:**

Read access to the given file is not permitted

**Response:**

The FRU callouts are calculated at the time of the failure. See the error log for the actual replacement strategy.

---

**B1818A34****Explanation:**

The given event mask contains no legal events

**Response:**

The FRU callouts are calculated at the time of the failure. See the error log for the actual replacement strategy.

---

**B1818A35****Explanation:**

Callback method of inotify was chosen by user, but incorrectly retrieving the event.

**Response:**

The FRU callouts are calculated at the time of the failure. See the error log for the actual replacement strategy.

---

**B1818A36****Explanation:**

Retrieving the event called without initially adding a watch to an initialized inotify instance

**Response:**

The FRU callouts are calculated at the time of the failure. See the error log for the actual replacement strategy.

---

**B1818A37****Explanation:**

A process has requested a thread from thread pool, when all threads in the pool are busy. The request will get actioned when a thread becomes available.

**Response:**

The FRU callouts are calculated at the time of the failure. See the error log for the actual replacement strategy.

---

**B1818A39****Explanation:**

An XML document contained a tag head, but no corresponding tag tail.

**Response:**

The FRU callouts are calculated at the time of the failure. See the error log for the actual replacement strategy.

---

**B1818A3A****Explanation:**

An XML document contained a value outside of an element

**Response:**

The FRU callouts are calculated at the time of the failure. See the error log for the actual replacement strategy.

---

**B1818A3B****Explanation:**

Unrecognised tag in XML document

**Response:**

The FRU callouts are calculated at the time of the failure. See the error log for the actual replacement strategy.

---

**B1818A3C****Explanation:**

An XML document contained a close tag without a preceding open tag

**Response:**

The FRU callouts are calculated at the time of the failure. See the error log for the actual replacement strategy.

---

**B1818A3E****Explanation:**

An XML attribute did not contain a name

**Response:**

The FRU callouts are calculated at the time of the failure. See the error log for the actual replacement strategy.

---

**B1818A3F****Explanation:**

An XML attribute did not contain an equals character

**Response:**

The FRU callouts are calculated at the time of the failure. See the error log for the actual replacement strategy.

---

**B1818A40****Explanation:**

An XML attribute did not contain a value

**Response:**

The FRU callouts are calculated at the time of the failure. See the error log for the actual replacement strategy.

---

**B1818A41****Explanation:**

The XML document is incomplete (open tag without corresponding close tag)

**Response:**

The FRU callouts are calculated at the time of the failure. See the error log for the actual replacement strategy.

---

**B1818A42****Explanation:**

The XML document is empty: no open tag

**Response:**

The FRU callouts are calculated at the time of the failure. See the error log for the actual replacement strategy.

---

**B1818A43**

**Explanation:**

Error closing iNotify file descriptor

**Response:**

The FRU callouts are calculated at the time of the failure. See the error log for the actual replacement strategy.

---

**B1818A44****Explanation:**

Shared Memory Init request when object already initialized.

**Response:**

The FRU callouts are calculated at the time of the failure. See the error log for the actual replacement strategy.

---

**B1818A45****Explanation:**

Allocating a shared memory segment failed with EINVAL. Existing Shared Memory too small.

**Response:**

The FRU callouts are calculated at the time of the failure. See the error log for the actual replacement strategy.

---

**B1818A46****Explanation:**

Allocating a shared memory segment failed with EINVAL. Bad size requested.

**Response:**

The FRU callouts are calculated at the time of the failure. See the error log for the actual replacement strategy.

---

**B1818A47****Explanation:**

Read Lock request when not initialized.

**Response:**

The FRU callouts are calculated at the time of the failure. See the error log for the actual replacement strategy.

---

**B1818A48****Explanation:**

Attaching the shared memory segment failed with EINVAL. Was Shared Memory removed?

**Response:**

The FRU callouts are calculated at the time of the failure. See the error log for the actual replacement strategy.

---

**B1818A49****Explanation:**

UnLock request when not locked.

**Response:**

The FRU callouts are calculated at the time of the failure. See the error log for the actual replacement strategy.

---

**B1818A4A****Explanation:**

Firmware internal error detected.

**Response:**

The FRU callouts are calculated at the time of the failure. See the error log for the actual replacement strategy.

---

**B1818A4B****Explanation:**

A request was made to convert an integer string to an integer value but it was unsuccessful. Userdata1 contains the errno and the actual value passed is in user details section

**Response:**

The FRU callouts are calculated at the time of the failure. See the error log for the actual replacement strategy.

---

**B1818B01****Explanation:**

GPIO device open failed

**Response:**

The FRU callouts are calculated at the time of the failure. See the error log for the actual replacement strategy.

---

**B1818B02****Explanation:**

GPIO device close failed

**Response:**

The FRU callouts are calculated at the time of the failure. See the error log for the actual replacement strategy.

---

**B1818B10****Explanation:**

Unable to configure the virtual local area network (VLAN) adapter.

**Response:**

If this is a tracking event, no service actions are required. Otherwise, use the FRU and procedure callouts detailed with the SRC to determine service actions.

---

**B1818B11****Explanation:**

Unable to configure the virtual local area network (VLAN) adapter.

**Response:**

If this is a tracking event, no service actions are required. Otherwise, use the FRU and procedure callouts detailed with the SRC to determine service actions.

---

**B1818B12****Explanation:**

An error occurred when reading the valid bits.

**Response:**

If this is a tracking event, no service actions are required. Otherwise, use the FRU and procedure callouts detailed with the SRC to determine service actions.

---

**B1818B13****Explanation:**

An error occurred when setting the interface.

**Response:**

If this is a tracking event, no service actions are required. Otherwise, use the FRU and procedure callouts detailed with the SRC to determine service actions.

---

**B1818B14****Explanation:**

Unable to set the hostname.

**Response:**

If this is a tracking event, no service actions are required. Otherwise, use the FRU and procedure callouts detailed with the SRC to determine service actions.

---

**B1818B15****Explanation:**

Unable to add the virtual local area network (VLAN) adapter to the system.

**Response:**

If this is a tracking event, no service actions are required. Otherwise, use the FRU and procedure callouts detailed with the SRC to determine service actions.

---

**B1818B16****Explanation:**

A problem occurred when resolving the name of a domain name server.

**Response:**

If this is a tracking event, no service actions are required. Otherwise, use the FRU and procedure callouts detailed with the SRC to determine service actions.

---

**B1818B17****Explanation:**

Unable to write to the flash memory.

**Response:**

If this is a tracking event, no service actions are required. Otherwise, use the FRU and procedure callouts detailed with the SRC to determine service actions.

---

**B1818B18****Explanation:**

Unable to write to a file.

**Response:**

If this is a tracking event, no service actions are required. Otherwise, use the FRU and procedure callouts detailed with the SRC to determine service actions.

---

**B1818B19****Explanation:**

Unable to configure the adapter.

**Response:**

If this is a tracking event, no service actions are required. Otherwise, use the FRU and procedure callouts detailed with the SRC to determine service actions.

---

**B1818B1A****Explanation:**

An error occurred when writing the gateway address.

**Response:**

If this is a tracking event, no service actions are required. Otherwise, use the FRU and procedure callouts detailed with the SRC to determine service actions.

---

**B1818B1C****Explanation:**

An error occurred when writing the virtual local area network (VLAN) address.

**Response:**

If this is a tracking event, no service actions are required. Otherwise, use the FRU and procedure callouts detailed with the SRC to determine service actions.

---

**B1818B1D****Explanation:**

An error occurred when writing a variable.

**Response:**

If this is a tracking event, no service actions are required. Otherwise, use the FRU and procedure callouts detailed with the SRC to determine service actions.

---

**B1818B1E****Explanation:**

A network reset was issued as the pin value changed.

**Response:**

If this is a tracking event, no service actions are required. Otherwise, use the FRU and procedure callouts detailed with the SRC to determine service actions.

---

**B1818B1F****Explanation:**

Unable to add the VLAN adapter to the system.

**Response:**

If this is a tracking event, no service actions are required. Otherwise, use the FRU and procedure callouts detailed with the SRC to determine service actions.

---

**B1818B20****Explanation:**

Unable to set the hostname.

**Response:**

If this is a tracking event, no service actions are required. Otherwise, use the FRU and procedure callouts detailed with the SRC to determine service actions.

---

**B1818B21****Explanation:**

An error occurred when reading the valid bits.

**Response:**

If this is a tracking event, no service actions are required. Otherwise, use the FRU and procedure callouts detailed with the SRC to determine service actions.

---

**B1818B22****Explanation:**

An error occurred when writing the gateway address.

**Response:**

If this is a tracking event, no service actions are required. Otherwise, use the FRU and procedure callouts detailed with the SRC to determine service actions.

---

**B1818B23****Explanation:**

An error occurred when writing the gateway address.

**Response:**

If this is a tracking event, no service actions are required. Otherwise, use the FRU and procedure callouts detailed with the SRC to determine service actions.

---

**B1818B24****Explanation:**

An invalid network configuration was specified.

**Response:**

If this is a tracking event, no service actions are required. Otherwise, use the FRU and procedure callouts detailed with the SRC to determine service actions.

---

**B1818B25****Explanation:**

An error occurred when writing the virtual local area network (VLAN) ID.

**Response:**

If this is a tracking event, no service actions are required. Otherwise, use the FRU and procedure callouts detailed with the SRC to determine service actions.

---

**B1818B26****Explanation:**

Unable to configure the adapter.

**Response:**

If this is a tracking event, no service actions are required. Otherwise, use the FRU and procedure callouts detailed with the SRC to determine service actions.

---

**B1818B2B****Explanation:**

An invalid user error occurred.

**Response:**

If this is a tracking event, no service actions are required. Otherwise, use the FRU and procedure callouts detailed with the SRC to determine service actions.

---

**B1818B31****Explanation:**

A network reset was issued because the pin value changed.

**Response:**

If this is a tracking event, no service actions are required. Otherwise, use the FRU and procedure callouts detailed with the SRC to determine service actions.

---

**B1818B32****Explanation:**

An error occurred when setting the virtual local area network (VLAN) enabled/disabled flag to enabled .

**Response:**

If this is a tracking event, no service actions are required. Otherwise, use the FRU and procedure callouts detailed with the SRC to determine service actions.

---

**B1818B34****Explanation:**

Unable to set the hostname.

**Response:**

If this is a tracking event, no service actions are required. Otherwise, use the FRU and procedure callouts detailed with the SRC to determine service actions.

---

**B1818B35**

**Explanation:**

A virtual LAN was removed.

**Response:**

If this is a tracking event, no service actions are required. Otherwise, use the FRU and procedure callouts detailed with the SRC to determine service actions.

---

**B1818B36**

**Explanation:**

A virtual LAN was added.

**Response:**

If this is a tracking event, no service actions are required. Otherwise, use the FRU and procedure callouts detailed with the SRC to determine service actions.

---

**B1818B39**

**Explanation:**

A configuration file was opened.

**Response:**

If this is a tracking event, no service actions are required. Otherwise, use the FRU and procedure callouts detailed with the SRC to determine service actions.

---

**B1818B3A**

**Explanation:**

A socket was opened.

**Response:**

If this is a tracking event, no service actions are required. Otherwise, use the FRU and procedure callouts detailed with the SRC to determine service actions.

---

**B1818B3B**

**Explanation:**

Device path not present

**Response:**

The FRU callouts are calculated at the time of the failure. See the error log for the actual replacement strategy.

---

**B1818B3E**

**Explanation:**

Route file open error

**Response:**

The FRU callouts are calculated at the time of the failure. See the error log for the actual replacement strategy.

---

**B1818B40**

**Explanation:**

An ARP socked was opened.

**Response:**

If this is a tracking event, no service actions are required. Otherwise, use the FRU and procedure callouts detailed with the SRC to determine service actions.

---

**B1818B41**

**Explanation:**

An ARP socket binding failure occurred.

**Response:**

If this is a tracking event, no service actions are required. Otherwise, use the FRU and procedure callouts detailed with the SRC to determine service actions.

---

**B1818B42**

**Explanation:**

An ARP operation to get the IP address failed.

**Response:**

If this is a tracking event, no service actions are required. Otherwise, use the FRU and procedure callouts detailed with the SRC to determine service actions.

---

**B1818B43**

**Explanation:**

An ARP get IP address operation failed.

**Response:**

If this is a tracking event, no service actions are required. Otherwise, use the FRU and procedure callouts detailed with the SRC to determine service actions.

---

**B1818B45**

**Explanation:**

Failed to correctly route mailbox traffic.

**Response:**

If this is a tracking event, no service actions are required. Otherwise, use the FRU and procedure callouts detailed with the SRC to determine service actions.

---

**B1818B46**

**Explanation:**

Failed to route mailbox traffic.

**Response:**



If this is a tracking event, no service actions are required. Otherwise, use the FRU and procedure callouts detailed with the SRC to determine service actions.

---

**B1818B47****Explanation:**

An DHCP failure occurred.

**Response:**

If this is a tracking event, no service actions are required. Otherwise, use the FRU and procedure callouts detailed with the SRC to determine service actions.

---

**B1818B48****Explanation:**

An ARP binding failure occurred.

**Response:**

If this is a tracking event, no service actions are required. Otherwise, use the FRU and procedure callouts detailed with the SRC to determine service actions.

---

**B1818B49****Explanation:**

Failed to get the address.

**Response:**

If this is a tracking event, no service actions are required. Otherwise, use the FRU and procedure callouts detailed with the SRC to determine service actions.

---

**B1818B4A****Explanation:**

Failed to get the IP address.

**Response:**

If this is a tracking event, no service actions are required. Otherwise, use the FRU and procedure callouts detailed with the SRC to determine service actions.

---

**B1818B4C****Explanation:**

A receive failure occurred.

**Response:**

If this is a tracking event, no service actions are required. Otherwise, use the FRU and procedure callouts detailed with the SRC to determine service actions.

---

**B1818B4D****Explanation:**

A polling failure occurred.

**Response:**

If this is a tracking event, no service actions are required. Otherwise, use the FRU and procedure callouts detailed with the SRC to determine service actions.

---

**B1818B4E****Explanation:**

A failure occurred when creating a route.

**Response:**

If this is a tracking event, no service actions are required. Otherwise, use the FRU and procedure callouts detailed with the SRC to determine service actions.

---

**B1818B4F****Explanation:**

An ARP failure occurred.

**Response:**

If this is a tracking event, no service actions are required. Otherwise, use the FRU and procedure callouts detailed with the SRC to determine service actions.

---

**B1818B50****Explanation:**

An ARP open failure occurred.

**Response:**

If this is a tracking event, no service actions are required. Otherwise, use the FRU and procedure callouts detailed with the SRC to determine service actions.

---

**B1818B51****Explanation:**

An error occurred with a daemon.

**Response:**

If this is a tracking event, no service actions are required. Otherwise, use the FRU and procedure callouts detailed with the SRC to determine service actions.

---

**B1818B52****Explanation:**

An error occurred with a daemon.

**Response:**

If this is a tracking event, no service actions are required. Otherwise, use the FRU and procedure callouts detailed with the SRC to determine service actions.

---

**B1818B53****Explanation:**

An error occurred when receiving a message.

**Response:**

If this is a tracking event, no service actions are required. Otherwise, use the FRU and procedure callouts detailed with the SRC to determine service actions.

---

**B1818B54****Explanation:**

An internal error occurred.

**Response:**

If this is a tracking event, no service actions are required. Otherwise, use the FRU and procedure callouts detailed with the SRC to determine service actions.

---

**B1818B55****Explanation:**

A machine type/model/serial number mismatch occurred.

**Response:**

If this is a tracking event, no service actions are required. Otherwise, use the FRU and procedure callouts detailed with the SRC to determine service actions.

---

**B1818B57****Explanation:**

An I/O control failure occurred.

**Response:**

If this is a tracking event, no service actions are required. Otherwise, use the FRU and procedure callouts detailed with the SRC to determine service actions.

---

**B1818B58****Explanation:**

A machine type/model/serial number mismatch occurred.

**Response:**

If this is a tracking event, no service actions are required. Otherwise, use the FRU and procedure callouts detailed with the SRC to determine service actions.

---

**B1818B5C****Explanation:**

An invalid IP address was found.

**Response:**

If this is a tracking event, no service actions are required. Otherwise, use the FRU and procedure callouts detailed with the SRC to determine service actions.

---

**B1818B5D****Explanation:**

An invalid gateway was found.

**Response:**

If this is a tracking event, no service actions are required. Otherwise, use the FRU and procedure callouts detailed with the SRC to determine service actions.

---

**B1818B5E****Explanation:**

An internal error occurred.

**Response:**

If this is a tracking event, no service actions are required. Otherwise, use the FRU and procedure callouts detailed with the SRC to determine service actions.

---

**B1818B60****Explanation:**

Unable to write to a file.

**Response:**

If this is a tracking event, no service actions are required. Otherwise, use the FRU and procedure callouts detailed with the SRC to determine service actions.

---

**B1818B61****Explanation:**

Failed to set the gateway (IPv4).

**Response:**

If this is a tracking event, no service actions are required. Otherwise, use the FRU and procedure callouts detailed with the SRC to determine service actions.

---

**B1818B62****Explanation:**

An address was null.

**Response:**

If this is a tracking event, no service actions are required. Otherwise, use the FRU and procedure callouts detailed with the SRC to determine service actions.

---

**B1818B63****Explanation:**

A subnet failure occurred (IPv4).

**Response:**

If this is a tracking event, no service actions are required. Otherwise, use the FRU and procedure callouts detailed with the SRC to determine service actions.

---

**B1818B64****Explanation:**

A subnet mask was null.

**Response:**

If this is a tracking event, no service actions are required. Otherwise, use the FRU and procedure callouts detailed with the SRC to determine service actions.

---

**B1818B65****Explanation:**

A broadcast address failure occurred (IPv4).

**Response:**

If this is a tracking event, no service actions are required. Otherwise, use the FRU and procedure callouts detailed with the SRC to determine service actions.

---

**B1818B66****Explanation:**

A broadcast address was null.

**Response:**

If this is a tracking event, no service actions are required. Otherwise, use the FRU and procedure callouts detailed with the SRC to determine service actions.

---

**B1818B67****Explanation:**

The routing file was not found.

**Response:**

If this is a tracking event, no service actions are required. Otherwise, use the FRU and procedure callouts detailed with the SRC to determine service actions.

---

**B1818B68****Explanation:**

An IPv4 address failed.

**Response:**

If this is a tracking event, no service actions are required. Otherwise, use the FRU and procedure callouts detailed with the SRC to determine service actions.

---

**B1818B70****Explanation:**

A listif command failed.

**Response:**

If this is a tracking event, no service actions are required. Otherwise, use the FRU and procedure callouts detailed with the SRC to determine service actions.

---

**B1818B72****Explanation:**

Failed to set the gateway.

**Response:**

If this is a tracking event, no service actions are required. Otherwise, use the FRU and procedure callouts detailed with the SRC to determine service actions.

---

**B1818B73****Explanation:**

The interface was not found.

**Response:**

If this is a tracking event, no service actions are required. Otherwise, use the FRU and procedure callouts detailed with the SRC to determine service actions.

---

**B1818B74****Explanation:**

A hardware failure occurred when getting the IP address.

**Response:**

If this is a tracking event, no service actions are required. Otherwise, use the FRU and procedure callouts detailed with the SRC to determine service actions.

---

**B1818B75****Explanation:**

A hardware failure occurred when getting the subnet.

**Response:**

If this is a tracking event, no service actions are required. Otherwise, use the FRU and procedure callouts detailed with the SRC to determine service actions.

---

**B1818B76****Explanation:**

A hardware failure occurred when getting the broadcast address.

**Response:**

If this is a tracking event, no service actions are required. Otherwise, use the FRU and procedure callouts detailed with the SRC to determine service actions.

---

**B1818B77****Explanation:**

Failed to set the IP address in the hardware.

**Response:**

If this is a tracking event, no service actions are required. Otherwise, use the FRU and procedure callouts detailed with the SRC to determine service actions.

---

**B1818B78****Explanation:**

A hardware failure occurred when setting the subnet.

**Response:**

If this is a tracking event, no service actions are required. Otherwise, use the FRU and procedure callouts detailed with the SRC to determine service actions.

---

**B1818B79****Explanation:**

Failed to set the broadcast address.

**Response:**

If this is a tracking event, no service actions are required. Otherwise, use the FRU and procedure callouts detailed with the SRC to determine service actions.

---

**B1818B80****Explanation:**

An IPv6 address failed.

**Response:**

If this is a tracking event, no service actions are required. Otherwise, use the FRU and procedure callouts detailed with the SRC to determine service actions.

---

**B1818B82****Explanation:**

An invalid prototype was found.

**Response:**

If this is a tracking event, no service actions are required. Otherwise, use the FRU and procedure callouts detailed with the SRC to determine service actions.

---

**B1818B83****Explanation:**

Getting the IF flags failed.

**Response:**

If this is a tracking event, no service actions are required. Otherwise, use the FRU and procedure callouts detailed with the SRC to determine service actions.

---

**B1818B84****Explanation:**

Setting the IF flags failed.

**Response:**

If this is a tracking event, no service actions are required. Otherwise, use the FRU and procedure callouts detailed with the SRC to determine service actions.

---

**B1818B85****Explanation:**

No prototype was found.

**Response:**

If this is a tracking event, no service actions are required. Otherwise, use the FRU and procedure callouts detailed with the SRC to determine service actions.

---

**B1818B87****Explanation:**

A failure occurred when getting the hostname.

**Response:**

If this is a tracking event, no service actions are required. Otherwise, use the FRU and procedure callouts detailed with the SRC to determine service actions.

---

**B1818B88****Explanation:**

A socket open failed.

**Response:**

If this is a tracking event, no service actions are required. Otherwise, use the FRU and procedure callouts detailed with the SRC to determine service actions.

---

**B1818B89****Explanation:**

An unsupported link speed was found.

**Response:**

If this is a tracking event, no service actions are required. Otherwise, use the FRU and procedure callouts detailed with the SRC to determine service actions.

---

**B1818B90****Explanation:**

There was an error in the link speed.

**Response:**

If this is a tracking event, no service actions are required. Otherwise, use the FRU and procedure callouts detailed with the SRC to determine service actions.

---

**B1818B91****Explanation:**

A link status error occurred.

**Response:**

If this is a tracking event, no service actions are required. Otherwise, use the FRU and procedure callouts detailed with the SRC to determine service actions.

---

**B1818B92****Explanation:**

A failure occurred when processing a file.

**Response:**

If this is a tracking event, no service actions are required. Otherwise, use the FRU and procedure callouts detailed with the SRC to determine service actions.

---

**B1818B93****Explanation:**

An IP address failed.

**Response:**

If this is a tracking event, no service actions are required. Otherwise, use the FRU and procedure callouts detailed with the SRC to determine service actions.

---

**B1818B94****Explanation:**

The maximum number of DHCP addresses was exceeded.

**Response:**

If this is a tracking event, no service actions are required. Otherwise, use the FRU and procedure callouts detailed with the SRC to determine service actions.

---

**B1818B95****Explanation:**

The maximum number of static addresses was exceeded.

**Response:**

If this is a tracking event, no service actions are required. Otherwise, use the FRU and procedure callouts detailed with the SRC to determine service actions.

---

**B1818B96****Explanation:**

The maximum number of addresses was exceeded (IPv6).

**Response:**

If this is a tracking event, no service actions are required. Otherwise, use the FRU and procedure callouts detailed with the SRC to determine service actions.

---

**B1818B97****Explanation:**

The maximum number of addresses was exceeded (IPv4).

**Response:**

If this is a tracking event, no service actions are required. Otherwise, use the FRU and procedure callouts detailed with the SRC to determine service actions.

---

**B1818B98****Explanation:**

An invalid address type was found.

**Response:**

If this is a tracking event, no service actions are required. Otherwise, use the FRU and procedure callouts detailed with the SRC to determine service actions.

---

**B1818B99****Explanation:**

An invalid version was found.

**Response:**

If this is a tracking event, no service actions are required. Otherwise, use the FRU and procedure callouts detailed with the SRC to determine service actions.

---

**B1818B9A****Explanation:**

An invalid buffer type was found.

**Response:**

If this is a tracking event, no service actions are required. Otherwise, use the FRU and procedure callouts detailed with the SRC to determine service actions.

---

**B1818B9B****Explanation:**

An address was not found (IPv4).

**Response:**

If this is a tracking event, no service actions are required. Otherwise, use the FRU and procedure callouts detailed with the SRC to determine service actions.

---

**B1818B9D****Explanation:**

The buffer was too small.

**Response:**

If this is a tracking event, no service actions are required. Otherwise, use the FRU and procedure callouts detailed with the SRC to determine service actions.

---

**B1818B9E****Explanation:**

A null pointer was passed into a function.

**Response:**

If this is a tracking event, no service actions are required. Otherwise, use the FRU and procedure callouts detailed with the SRC to determine service actions.

---

**B1818B9F****Explanation:**

The interface configuration was invalid.

**Response:**

If this is a tracking event, no service actions are required. Otherwise, use the FRU and procedure callouts detailed with the SRC to determine service actions.

---

**B1818BA0**

**Explanation:**

An invalid buffer size was found.

**Response:**

If this is a tracking event, no service actions are required. Otherwise, use the FRU and procedure callouts detailed with the SRC to determine service actions.

---

**B1818BA1**

**Explanation:**

The dynamic host (DH) client stopped.

**Response:**

If this is a tracking event, no service actions are required. Otherwise, use the FRU and procedure callouts detailed with the SRC to determine service actions.

---

**B1818BA2**

**Explanation:**

The dynamic host (DH) client was released.

**Response:**

If this is a tracking event, no service actions are required. Otherwise, use the FRU and procedure callouts detailed with the SRC to determine service actions.

---

**B1818BA4**

**Explanation:**

A DHCP directory failure occurred.

**Response:**

If this is a tracking event, no service actions are required. Otherwise, use the FRU and procedure callouts detailed with the SRC to determine service actions.

---

**B1818BA5**

**Explanation:**

A PID failure occurred.

**Response:**

If this is a tracking event, no service actions are required. Otherwise, use the FRU and procedure callouts detailed with the SRC to determine service actions.

---

**B1818BBF**

**Explanation:**

unknown card. Route defect to esw\_nfg to add the card type.

**Response:**

The FRU callouts are calculated at the time of the failure. See the error log for the actual replacement strategy.

---

**B1818BC4**

**Explanation:**

Invalid duplex mode for the interface

**Response:**

The FRU callouts are calculated at the time of the failure. See the error log for the actual replacement strategy.

---

**B1818BC5**

**Explanation:**

Fetching interface details failed

**Response:**

The FRU callouts are calculated at the time of the failure. See the error log for the actual replacement strategy.

---

**B1818BC8**

**Explanation:**

Firmware error encountered while attempting to write information to a registry.

**Response:**

The FRU callouts are calculated at the time of the failure. See the error log for the actual replacement strategy.

---

**B1818BC9**

**Explanation:**

Failed to open the pipe

**Response:**

The FRU callouts are calculated at the time of the failure. See the error log for the actual replacement strategy.

---

**B1818BCA**

**Explanation:**

Failed to open the pipe

**Response:**

The FRU callouts are calculated at the time of the failure. See the error log for the actual replacement strategy.

---

**B1818BCB**

**Explanation:**

A bad DCMI packet structure was detected.

**Response:**

The FRU callouts are calculated at the time of the failure. See the error log for the actual replacement strategy.

---

**B1818BCC****Explanation:**

Failed to read from the pipe

**Response:**

The FRU callouts are calculated at the time of the failure. See the error log for the actual replacement strategy.

---

**B1818BCD****Explanation:**

Failed to create directory for dhcp leases file

**Response:**

The FRU callouts are calculated at the time of the failure. See the error log for the actual replacement strategy.

---

**B1818BCE****Explanation:**

Route file read error

**Response:**

The FRU callouts are calculated at the time of the failure. See the error log for the actual replacement strategy.

---

**B1818C09****Explanation:**

The netv daemon was unable to read the side ID that is used to determine which bulk power controller (BPC) the daemon was running on.

**Response:**

If this is a tracking event, no service actions are required. Otherwise, use the FRU and procedure callouts detailed with the SRC to determine service actions.

---

**B1818C0A****Explanation:**

Unable to determine which bulk power controller (BPC) the netv daemon is running on.

**Response:**

If this is a tracking event, no service actions are required. Otherwise, use the FRU and procedure callouts detailed with the SRC to determine service actions.

---

**B1818C0B****Explanation:**

Unable to determine the type of enclosure.

**Response:**

If this is a tracking event, no service actions are required. Otherwise, use the FRU and procedure

callouts detailed with the SRC to determine service actions.

---

**B1818C0F****Explanation:**

An unknown card was found.

**Response:**

If this is a tracking event, no service actions are required. Otherwise, use the FRU and procedure callouts detailed with the SRC to determine service actions.

---

**B1818C11****Explanation:**

The netv daemon was unable to open the FSI device to get the side ID that is used to determine which bulk power controller (BPC) the daemon was running on.

**Response:**

If this is a tracking event, no service actions are required. Otherwise, use the FRU and procedure callouts detailed with the SRC to determine service actions.

---

**B1818C12****Explanation:**

The netv daemon determined that there are too many error logs to be transferred to the system client.

**Response:**

If this is a tracking event, no service actions are required. Otherwise, use the FRU and procedure callouts detailed with the SRC to determine service actions.

---

**B1818C57****Explanation:**

The VLAN map configuration is not valid.

**Response:**

If this is a tracking event, no service actions are required. Otherwise, use the FRU and procedure callouts detailed with the SRC to determine service actions.

---

**B1818C58****Explanation:**

The PVID configuration is not valid.

**Response:**

If this is a tracking event, no service actions are required. Otherwise, use the FRU and procedure callouts detailed with the SRC to determine service actions.

---

**B1818CAC****Explanation:**

A host on the network has an invalid IP address.

**Response:**

If this is a tracking event, no service actions are required. Otherwise, use the FRU and procedure callouts detailed with the SRC to determine service actions.

---

**B1818CAE****Explanation:**

Duplicate IP addresses were detected; the system firmware should be updated. If the condition persists, replace the hardware that is reporting the duplicate addresses.

**Response:**

If this is a tracking event, no service actions are required. Otherwise, use the FRU and procedure callouts detailed with the SRC to determine service actions.

---

**B1818CAF****Explanation:**

Duplicate MAC addresses were found on Ethernet ports.

**Response:**

If this is a tracking event, no service actions are required. Otherwise, use the FRU and procedure callouts detailed with the SRC to determine service actions.

---

**B1818D81****Explanation:**

An attempt was made to change the state of an HCDB entry but the from/to states are not a supported transition.

**Response:**

The FRU callouts are calculated at the time of the failure. See the error log for the actual replacement strategy.

---

**B1818D82****Explanation:**

An attempt was made to report complete on changed hardware but the current/completed states are not the same, indicating a possible timing problem in the FSP firmware.

**Response:**

The FRU callouts are calculated at the time of the failure. See the error log for the actual replacement strategy.

---

**B1818D83****Explanation:**

An attempt was made to delete an entry which was not found.

**Response:**

The FRU callouts are calculated at the time of the failure. See the error log for the actual replacement strategy.

---

**B1818D84****Explanation:**

An attempt was made to write an HCDB table but the table was not open for writing.

**Response:**

The FRU callouts are calculated at the time of the failure. See the error log for the actual replacement strategy.

---

**B1818D85****Explanation:**

An attempt was made to add a FRU with "ANY" state which is not permitted.

**Response:**

The FRU callouts are calculated at the time of the failure. See the error log for the actual replacement strategy.

---

**B1818D86****Explanation:**

Query search criteria is not unique enough to return a single object only.

**Response:**

The FRU callouts are calculated at the time of the failure. See the error log for the actual replacement strategy.

---

**B1819001****Explanation:**

An internal service processor error occurred. Check for system firmware updates and apply if available before replacing the service processor.

**Response:**

If this is a tracking event, no service actions are required. Otherwise, use the FRU and procedure callouts detailed with the SRC to determine service actions.

---

**B1819002****Explanation:**

An internal service processor error occurred. Check for system firmware updates and apply if available before replacing the service processor.

**Response:**

If this is a tracking event, no service actions are required. Otherwise, use the FRU and procedure callouts detailed with the SRC to determine service actions.

---

**B1819003****Explanation:**



An internal service processor error occurred. Check for system firmware updates and apply if available before replacing the service processor.

**Response:**

If this is a tracking event, no service actions are required. Otherwise, use the FRU and procedure callouts detailed with the SRC to determine service actions.

---

**B1819004**

**Explanation:**

An internal service processor error occurred. Check for system firmware updates and apply if available before replacing the service processor.

**Response:**

If this is a tracking event, no service actions are required. Otherwise, use the FRU and procedure callouts detailed with the SRC to determine service actions.

---

**B1819005**

**Explanation:**

An internal service processor error occurred. Check for system firmware updates and apply if available before replacing the service processor.

**Response:**

If this is a tracking event, no service actions are required. Otherwise, use the FRU and procedure callouts detailed with the SRC to determine service actions.

---

**B1819009**

**Explanation:**

An internal service processor error occurred. Check for system firmware updates and apply if available before replacing the service processor.

**Response:**

If this is a tracking event, no service actions are required. Otherwise, use the FRU and procedure callouts detailed with the SRC to determine service actions.

---

**B181900A**

**Explanation:**

An internal service processor error occurred while trying to allocate memory. The service processor reset itself to recover from the error.

**Response:**

If this is a tracking event, no service actions are required. Otherwise, use the FRU and procedure callouts detailed with the SRC to determine service actions.

---

**B181900B**

**Explanation:**

An internal service processor error occurred while trying to allocate memory. The service processor reset itself to recover from the error.

**Response:**

If this is a tracking event, no service actions are required. Otherwise, use the FRU and procedure callouts detailed with the SRC to determine service actions.

---

**B181900C**

**Explanation:**

An internal service processor error occurred while trying to allocate memory. The service processor reset itself to recover from the error.

**Response:**

If this is a tracking event, no service actions are required. Otherwise, use the FRU and procedure callouts detailed with the SRC to determine service actions.

---

**B181900F**

**Explanation:**

An internal service processor error occurred. Check for system firmware updates and apply if available before replacing the service processor.

**Response:**

If this is a tracking event, no service actions are required. Otherwise, use the FRU and procedure callouts detailed with the SRC to determine service actions.

---

**B1819010**

**Explanation:**

An internal service processor error occurred. Check for system firmware updates and apply if available before replacing the service processor.

**Response:**

If this is a tracking event, no service actions are required. Otherwise, use the FRU and procedure callouts detailed with the SRC to determine service actions.

---

**B1819011**

**Explanation:**

An internal service processor error occurred. Check for system firmware updates and apply if available before replacing the service processor.

**Response:**

If this is a tracking event, no service actions are required. Otherwise, use the FRU and procedure callouts detailed with the SRC to determine service actions.

---

**B1819012**

**Explanation:**

An internal service processor error occurred. Check for system firmware updates and apply if available before replacing the service processor.

**Response:**

If this is a tracking event, no service actions are required. Otherwise, use the FRU and procedure callouts detailed with the SRC to determine service actions.

---

**B1819015**

**Explanation:**

An internal service processor error occurred. Check for system firmware updates and apply if available before replacing the service processor.

**Response:**

If this is a tracking event, no service actions are required. Otherwise, use the FRU and procedure callouts detailed with the SRC to determine service actions.

---

**B1819019**

**Explanation:**

An internal service processor error occurred. Check for system firmware updates and apply if available before replacing the service processor.

**Response:**

If this is a tracking event, no service actions are required. Otherwise, use the FRU and procedure callouts detailed with the SRC to determine service actions.

---

**B181901B**

**Explanation:**

An internal service processor error occurred. Check for system firmware updates and apply if available before replacing the service processor.

**Response:**

If this is a tracking event, no service actions are required. Otherwise, use the FRU and procedure callouts detailed with the SRC to determine service actions.

---

**B181901C**

**Explanation:**

An internal service processor error occurred while configuring CEC memory. Check for system firmware updates and apply if available before replacing the service processor.

**Response:**

If this is a tracking event, no service actions are required. Otherwise, use the FRU and procedure callouts detailed with the SRC to determine service actions.

---

**B181901D**

**Explanation:**

An internal service processor error occurred. Check for system firmware updates and apply if available before replacing the service processor.

**Response:**

If this is a tracking event, no service actions are required. Otherwise, use the FRU and procedure callouts detailed with the SRC to determine service actions.

---

**B181901F**

**Explanation:**

An integrity check failed on data that the service processor retrieved from CEC memory.

**Response:**

If this is a tracking event, no service actions are required. Otherwise, use the FRU and procedure callouts detailed with the SRC to determine service actions.

---

**B1819020**

**Explanation:**

An internal service processor error occurred. Check for system firmware updates and apply if available before replacing the service processor.

**Response:**

If this is a tracking event, no service actions are required. Otherwise, use the FRU and procedure callouts detailed with the SRC to determine service actions.

---

**B1819021**

**Explanation:**

An internal service processor error occurred. Check for system firmware updates and apply if available before replacing the service processor.

**Response:**

If this is a tracking event, no service actions are required. Otherwise, use the FRU and procedure callouts detailed with the SRC to determine service actions.

---

**B1819022**

**Explanation:**

The service processor could not find vital product data (VPD) for a FRU.

**Response:**

If this is a tracking event, no service actions are required. Otherwise, use the FRU and procedure callouts detailed with the SRC to determine service actions.

---

**B1819023**

**Explanation:**

The service processor could not find the vital product data (VPD) for a FRU.

**Response:**

If this is a tracking event, no service actions are required. Otherwise, use the FRU and procedure callouts detailed with the SRC to determine service actions.

---

**B1819024**

**Explanation:**

The service processor could not find vital product data (VPD) for a FRU.

**Response:**

If this is a tracking event, no service actions are required. Otherwise, use the FRU and procedure callouts detailed with the SRC to determine service actions.

---

**B1819027**

**Explanation:**

An internal service processor error occurred. Check for system firmware updates and apply if available before replacing the service processor.

**Response:**

If this is a tracking event, no service actions are required. Otherwise, use the FRU and procedure callouts detailed with the SRC to determine service actions.

---

**B1819029**

**Explanation:**

An internal service processor error occurred. Check for system firmware updates and apply if available before replacing the service processor.

**Response:**

If this is a tracking event, no service actions are required. Otherwise, use the FRU and procedure callouts detailed with the SRC to determine service actions.

---

**B181902A**

**Explanation:**

An integrity check failed on data that the service processor retrieved from CEC memory.

**Response:**

If this is a tracking event, no service actions are required. Otherwise, use the FRU and procedure callouts detailed with the SRC to determine service actions.

---

**B181902B**

**Explanation:**

The current communications link to the hypervisor (PSI) for a service processor was not found or is not functional.

**Response:**

If this is a tracking event, no service actions are required. Otherwise, use the FRU and procedure callouts detailed with the SRC to determine service actions.

---

**B181902C**

**Explanation:**

The operation initiated by mboxmainprocess was unable to open the mbox device driver within the allotted time.

**Response:**

If this is a tracking event, no service actions are required. Otherwise, use the FRU and procedure callouts detailed with the SRC to determine service actions.

---

**B181902D**

**Explanation:**

An attempt was made by a user to set the hypervisor mode to a value that is not allowed.

**Response:**

If this is a tracking event, no service actions are required. Otherwise, use the FRU and procedure callouts detailed with the SRC to determine service actions.

---

**B181902E**

**Explanation:**

Internal firmware error due to DMA'd data is invalid or the file read failed.

**Response:**

The FRU callouts are calculated at the time of the failure. See the error log for the actual replacement strategy.

---

**B181902F**

**Explanation:**

Firmware encountered an internal error.

**Response:**

The FRU callouts are calculated at the time of the failure. See the error log for the actual replacement strategy.

---

**B1819034**

**Explanation:**

An invalid SCOM address was found in the AVP test case list.

**Response:**

If this is a tracking event, no service actions are required. Otherwise, use the FRU and procedure callouts detailed with the SRC to determine service actions.

---

**B1819035**

**Explanation:**

Invalid data has been found in the test case entry. Please check the errData to find out which field is invalid and/or missing.

**Response:**

The FRU callouts are calculated at the time of the failure. See the error log for the actual replacement strategy.

---

**B1819036****Explanation:**

File handling operation api failed

**Response:**

The FRU callouts are calculated at the time of the failure. See the error log for the actual replacement strategy.

---

**B1819037****Explanation:**

The load type of the test case structure did not indicate a memory-type test case.

**Response:**

If this is a tracking event, no service actions are required. Otherwise, use the FRU and procedure callouts detailed with the SRC to determine service actions.

---

**B181903B****Explanation:**

A null functional unit pointer was found while iterating through the list of core functional units that were found.

**Response:**

If this is a tracking event, no service actions are required. Otherwise, use the FRU and procedure callouts detailed with the SRC to determine service actions.

---

**B181903D****Explanation:**

An error occurred in a routine.

**Response:**

If this is a tracking event, no service actions are required. Otherwise, use the FRU and procedure callouts detailed with the SRC to determine service actions.

---

**B181903E****Explanation:**

The test did not finish in the allotted time.

**Response:**

If this is a tracking event, no service actions are required. Otherwise, use the FRU and procedure callouts detailed with the SRC to determine service actions.

---

**B181903F****Explanation:**

The data in the status address is not changing. If the test were running successfully, this address should be changing.

**Response:**

If this is a tracking event, no service actions are required. Otherwise, use the FRU and procedure callouts detailed with the SRC to determine service actions.

---

**B1819041****Explanation:**

Unable to get the functional unit group for the CEC cage.

**Response:**

If this is a tracking event, no service actions are required. Otherwise, use the FRU and procedure callouts detailed with the SRC to determine service actions.

---

**B1819043****Explanation:**

A firmware error occurred.

**Response:**

If this is a tracking event, no service actions are required. Otherwise, use the FRU and procedure callouts detailed with the SRC to determine service actions.

---

**B1819044****Explanation:**

The CEC cage number that was provided did not match the CEC cage number that was expected.

**Response:**

If this is a tracking event, no service actions are required. Otherwise, use the FRU and procedure callouts detailed with the SRC to determine service actions.

---

**B181904E****Explanation:**

A failure occurred while writing the test case data from a file into the data buffer.

**Response:**

If this is a tracking event, no service actions are required. Otherwise, use the FRU and procedure callouts detailed with the SRC to determine service actions.

---

**B181904F****Explanation:**

The chicGetDMAPaths function returned an error

**Response:**

The FRU callouts are calculated at the time of the failure. See the error log for the actual replacement strategy.

---

**B1819051****Explanation:**

Failed to get the instruction status for the core.

**Response:**

If this is a tracking event, no service actions are required. Otherwise, use the FRU and procedure callouts detailed with the SRC to determine service actions.

---

**B1819054****Explanation:**

A null functional unit pointer was found while iterating through the list of core functional units that were found.

**Response:**

If this is a tracking event, no service actions are required. Otherwise, use the FRU and procedure callouts detailed with the SRC to determine service actions.

---

**B1819060****Explanation:**

Either the length of a cmd string is too big or we have too many cmds queued up

**Response:**

The FRU callouts are calculated at the time of the failure. See the error log for the actual replacement strategy.

---

**B1819063****Explanation:**

There was an error in the size returned after a database query of machine characteristic.

**Response:**

The FRU callouts are calculated at the time of the failure. See the error log for the actual replacement strategy.

---

**B1819064****Explanation:**

Firmware encountered an error while retrieving processor data.

**Response:**

The FRU callouts are calculated at the time of the failure. See the error log for the actual replacement strategy.

---

**B1819066****Explanation:**

No functional cores found from object model.

**Response:**

The FRU callouts are calculated at the time of the failure. See the error log for the actual replacement strategy.

---

**B1819068****Explanation:**

Firmware encountered an internal error

**Response:**

The FRU callouts are calculated at the time of the failure. See the error log for the actual replacement strategy.

---

**B1819069****Explanation:**

Firmware encountered an internal error

**Response:**

The FRU callouts are calculated at the time of the failure. See the error log for the actual replacement strategy.

---

**B1819071****Explanation:**

Firmware encountered an internal error while accessing engineering change data

**Response:**

The FRU callouts are calculated at the time of the failure. See the error log for the actual replacement strategy.

---

**B1819075****Explanation:**

Firmware encountered an internal error

**Response:**

The FRU callouts are calculated at the time of the failure. See the error log for the actual replacement strategy.

---

**B1819076****Explanation:**

Firmware encountered an internal error

**Response:**

The FRU callouts are calculated at the time of the failure. See the error log for the actual replacement strategy.

---

**B1819077****Explanation:**

Error in getting the host boot runtime values

**Response:**

The FRU callouts are calculated at the time of the failure. See the error log for the actual replacement strategy.

---

**B1819078****Explanation:**

Error in allocating the HBRT data structure

**Response:**

The FRU callouts are calculated at the time of the failure. See the error log for the actual replacement strategy.

---

**B1819079**

**Explanation:**

Error in allocating the IPMI data structure

**Response:**

The FRU callouts are calculated at the time of the failure. See the error log for the actual replacement strategy.

---

**B181907A**

**Explanation:**

Error in allocating the IPMI data structure

**Response:**

The FRU callouts are calculated at the time of the failure. See the error log for the actual replacement strategy.

---

**B181907B**

**Explanation:**

Error in allocating the TPM data structure

**Response:**

The FRU callouts are calculated at the time of the failure. See the error log for the actual replacement strategy.

---

**B181907C**

**Explanation:**

Error in allocating the TPM data structure

**Response:**

The FRU callouts are calculated at the time of the failure. See the error log for the actual replacement strategy.

---

**B1819201**

**Explanation:**

An I/O control operation failed when trying to set the data terminal ready (DTR) pin.

**Response:**

If this is a tracking event, no service actions are required. Otherwise, use the FRU and procedure callouts detailed with the SRC to determine service actions.

---

**B1819203**

**Explanation:**

Internal software error.

**Response:**

If this is a tracking event, no service actions are required. Otherwise, use the FRU and procedure

callouts detailed with the SRC to determine service actions.

---

**B1819204**

**Explanation:**

The operating system protocol does not match the currently-supported service processor version.

**Response:**

If this is a tracking event, no service actions are required. Otherwise, use the FRU and procedure callouts detailed with the SRC to determine service actions.

---

**B1819207**

**Explanation:**

The open operation on the requested device, a serial port, failed.

**Response:**

If this is a tracking event, no service actions are required. Otherwise, use the FRU and procedure callouts detailed with the SRC to determine service actions.

---

**B1819208**

**Explanation:**

The firmware was asked to open a serial port that does not exist. The only valid serial ports are S1 and S2.

**Response:**

If this is a tracking event, no service actions are required. Otherwise, use the FRU and procedure callouts detailed with the SRC to determine service actions.

---

**B181920A**

**Explanation:**

Internal software error.

**Response:**

If this is a tracking event, no service actions are required. Otherwise, use the FRU and procedure callouts detailed with the SRC to determine service actions.

---

**B181920B**

**Explanation:**

A request was made for the modem control signal status but the port was not open.

**Response:**

If this is a tracking event, no service actions are required. Otherwise, use the FRU and procedure callouts detailed with the SRC to determine service actions.

---

**B181920C**

**Explanation:**

An I/O control error occurred when trying to read the status register.

**Response:**

If this is a tracking event, no service actions are required. Otherwise, use the FRU and procedure callouts detailed with the SRC to determine service actions.

---

**B181920E**

**Explanation:**

A failure occurred when reading data from a serial port.

**Response:**

If this is a tracking event, no service actions are required. Otherwise, use the FRU and procedure callouts detailed with the SRC to determine service actions.

---

**B181920F**

**Explanation:**

A write operation to the serial port failed.

**Response:**

If this is a tracking event, no service actions are required. Otherwise, use the FRU and procedure callouts detailed with the SRC to determine service actions.

---

**B1819210**

**Explanation:**

Internal software error.

**Response:**

If this is a tracking event, no service actions are required. Otherwise, use the FRU and procedure callouts detailed with the SRC to determine service actions.

---

**B1819212**

**Explanation:**

The firmware got stuck for more than two seconds when trying to write to a serial port. The write operation will be restarted and an error logged.

**Response:**

If this is a tracking event, no service actions are required. Otherwise, use the FRU and procedure callouts detailed with the SRC to determine service actions.

---

**B1819502**

**Explanation:**

Unable to initialize the mutexes for locking classes.

**Response:**

If this is a tracking event, no service actions are required. Otherwise, use the FRU and procedure callouts detailed with the SRC to determine service actions.

---

**B1819505**

**Explanation:**

Failure to create a semaphore.

**Response:**

If this is a tracking event, no service actions are required. Otherwise, use the FRU and procedure callouts detailed with the SRC to determine service actions.

---

**B1819506**

**Explanation:**

The kernel call failed to create a thread

**Response:**

If this is a tracking event, no service actions are required. Otherwise, use the FRU and procedure callouts detailed with the SRC to determine service actions.

---

**B1819507**

**Explanation:**

The service processor was unable to make an entry in its error log that the hypervisor requested

**Response:**

If this is a tracking event, no service actions are required. Otherwise, use the FRU and procedure callouts detailed with the SRC to determine service actions.

---

**B1819509**

**Explanation:**

The kernel device driver returned an error writing hardware settings

**Response:**

If this is a tracking event, no service actions are required. Otherwise, use the FRU and procedure callouts detailed with the SRC to determine service actions.

---

**B181950A**

**Explanation:**

No bytes were returned by a mailbox read.

**Response:**

If this is a tracking event, no service actions are required. Otherwise, use the FRU and procedure callouts detailed with the SRC to determine service actions.

---

**B181950B**

**Explanation:**

The mailbox daemon is not running, so no attempt can be made to talk to the hypervisor.

**Response:**

If this is a tracking event, no service actions are required. Otherwise, use the FRU and procedure

callouts detailed with the SRC to determine service actions.

---

**B181950C****Explanation:**

The hypervisor requested the execution of a function in the service processor firmware, and the execution of that function resulted in an error

**Response:**

If this is a tracking event, no service actions are required. Otherwise, use the FRU and procedure callouts detailed with the SRC to determine service actions.

---

**B181950D****Explanation:**

The size of the data sent exceeded the maximum allowed size.

**Response:**

If this is a tracking event, no service actions are required. Otherwise, use the FRU and procedure callouts detailed with the SRC to determine service actions.

---

**B181950E****Explanation:**

Unable to start the timer to block code update.

**Response:**

If this is a tracking event, no service actions are required. Otherwise, use the FRU and procedure callouts detailed with the SRC to determine service actions.

---

**B1819510****Explanation:**

The service processor was unable to establish a virtual session on a serial port

**Response:**

If this is a tracking event, no service actions are required. Otherwise, use the FRU and procedure callouts detailed with the SRC to determine service actions.

---

**B1819516****Explanation:**

An invalid message received by the service processor

**Response:**

If this is a tracking event, no service actions are required. Otherwise, use the FRU and procedure callouts detailed with the SRC to determine service actions.

---

**B1819517****Explanation:**

Unable to receive the error log from the daemon.

**Response:**

If this is a tracking event, no service actions are required. Otherwise, use the FRU and procedure callouts detailed with the SRC to determine service actions.

---

**B1819518****Explanation:**

Unable to initialize the processing queues.

**Response:**

If this is a tracking event, no service actions are required. Otherwise, use the FRU and procedure callouts detailed with the SRC to determine service actions.

---

**B1819519****Explanation:**

The service processor attempted to pass an invalid value to the hypervisor

**Response:**

If this is a tracking event, no service actions are required. Otherwise, use the FRU and procedure callouts detailed with the SRC to determine service actions.

---

**B181951A****Explanation:**

The state manager returned bad status.

**Response:**

If this is a tracking event, no service actions are required. Otherwise, use the FRU and procedure callouts detailed with the SRC to determine service actions.

---

**B181951B****Explanation:**

The service processor (or system controller) invalidated a dump because it was not a platform or service processor (or system controller) dump.

**Response:**

If this is a tracking event, no service actions are required. Otherwise, use the FRU and procedure callouts detailed with the SRC to determine service actions.

---

**B1819520****Explanation:**

The service processor was unable to complete state changes during a boot

**Response:**

If this is a tracking event, no service actions are required. Otherwise, use the FRU and procedure callouts detailed with the SRC to determine service actions.

---

**B1819521**



**Explanation:**

The HMC is trying to use an invalid ID

**Response:**

If this is a tracking event, no service actions are required. Otherwise, use the FRU and procedure callouts detailed with the SRC to determine service actions.

---

**B1819522****Explanation:**

A message was sent to the hypervisor when the hypervisor was in an invalid state to receive messages

**Response:**

If this is a tracking event, no service actions are required. Otherwise, use the FRU and procedure callouts detailed with the SRC to determine service actions.

---

**B1819524****Explanation:**

The kernel device driver returned error when setting or clearing bits

**Response:**

If this is a tracking event, no service actions are required. Otherwise, use the FRU and procedure callouts detailed with the SRC to determine service actions.

---

**B1819525****Explanation:**

The hypervisor sent the service processor an invalid SRC to display

**Response:**

If this is a tracking event, no service actions are required. Otherwise, use the FRU and procedure callouts detailed with the SRC to determine service actions.

---

**B1819526****Explanation:**

Informational message: In a system with redundant service processors or system controllers, there are times when messages from the hypervisor are blocked: this is expected. This occurred, and does not indicate a problem.

**Response:**

If this is a tracking event, no service actions are required. Otherwise, use the FRU and procedure callouts detailed with the SRC to determine service actions.

---

**B1819527****Explanation:**

Informational message: In a system with redundant service processors or system controllers, there are

times when messages from the hypervisor are blocked: this is expected. This occurred, and does not indicate a problem.

**Response:**

If this is a tracking event, no service actions are required. Otherwise, use the FRU and procedure callouts detailed with the SRC to determine service actions.

---

**B1819528****Explanation:**

The mailbox device driver failed to open.

**Response:**

If this is a tracking event, no service actions are required. Otherwise, use the FRU and procedure callouts detailed with the SRC to determine service actions.

---

**B1819529****Explanation:**

Device Driver failed to close

**Response:**

The FRU callouts are calculated at the time of the failure. See the error log for the actual replacement strategy.

---

**B181952A****Explanation:**

No tone control block was created by the device driver.

**Response:**

If this is a tracking event, no service actions are required. Otherwise, use the FRU and procedure callouts detailed with the SRC to determine service actions.

---

**B181952B****Explanation:**

The hypervisor's virtual NVRAM is not supported on this system

**Response:**

If this is a tracking event, no service actions are required. Otherwise, use the FRU and procedure callouts detailed with the SRC to determine service actions.

---

**B181952C****Explanation:**

The hypervisor attempted to read past the end of a file

**Response:**

If this is a tracking event, no service actions are required. Otherwise, use the FRU and procedure callouts detailed with the SRC to determine service actions.

---

**B181952D**

**Explanation:**

An attempt was made to write past the end of a file during a synchronization operation.

**Response:**

If this is a tracking event, no service actions are required. Otherwise, use the FRU and procedure callouts detailed with the SRC to determine service actions.

---

**B1819530****Explanation:**

The hypervisor's virtual NVRAM has an unexpected size

**Response:**

If this is a tracking event, no service actions are required. Otherwise, use the FRU and procedure callouts detailed with the SRC to determine service actions.

---

**B1819531****Explanation:**

Clearing the hypervisor's NVRAM is not allowed while the system is running

**Response:**

If this is a tracking event, no service actions are required. Otherwise, use the FRU and procedure callouts detailed with the SRC to determine service actions.

---

**B1819532****Explanation:**

Unable to open the PSI device driver.

**Response:**

If this is a tracking event, no service actions are required. Otherwise, use the FRU and procedure callouts detailed with the SRC to determine service actions.

---

**B1819533****Explanation:**

Unable to reset the mailbox device driver.

**Response:**

If this is a tracking event, no service actions are required. Otherwise, use the FRU and procedure callouts detailed with the SRC to determine service actions.

---

**B1819535****Explanation:**

A duplicate message from the hypervisor was received in the mailbox. The duplicate will be discarded, but this may indicate a problem with the PSI interface.

**Response:**

If this is a tracking event, no service actions are required. Otherwise, use the FRU and procedure

callouts detailed with the SRC to determine service actions.

---

**B1819536****Explanation:**

The firmware was unable to generate an audible sound on the speaker.

**Response:**

If this is a tracking event, no service actions are required. Otherwise, use the FRU and procedure callouts detailed with the SRC to determine service actions.

---

**B1819537****Explanation:**

The hypervisor detected an error with a PSI link. If this is predictive, follow the procedures called out in the FRU list in the error log entry. If this is informational, it was not possible to tell if this occurrence was a real error or not.

**Response:**

If this is a tracking event, no service actions are required. Otherwise, use the FRU and procedure callouts detailed with the SRC to determine service actions.

---

**B1819538****Explanation:**

There is no working communication path between the service processor and the operating system.

**Response:**

If this is a tracking event, no service actions are required. Otherwise, use the FRU and procedure callouts detailed with the SRC to determine service actions.

---

**B1819539****Explanation:**

The service processor application performed an invalid sequence of commands.

**Response:**

If this is a tracking event, no service actions are required. Otherwise, use the FRU and procedure callouts detailed with the SRC to determine service actions.

---

**B181953A****Explanation:**

The service processor function is currently in use: repeat the operation later.

**Response:**

If this is a tracking event, no service actions are required. Otherwise, use the FRU and procedure callouts detailed with the SRC to determine service actions.

---

**B181953B****Explanation:**

The service processor application performed an invalid sequence of commands.

**Response:**

If this is a tracking event, no service actions are required. Otherwise, use the FRU and procedure callouts detailed with the SRC to determine service actions.

---

**B181953D****Explanation:**

Informational message: The virtual NVRAM thread did not shut down in time. This might cause problems with the hypervisor's virtual NVRAM the next time the system is booted.

**Response:**

If this is a tracking event, no service actions are required. Otherwise, use the FRU and procedure callouts detailed with the SRC to determine service actions.

---

**B181953E****Explanation:**

An internal firmware error occurred.

**Response:**

If this is a tracking event, no service actions are required. Otherwise, use the FRU and procedure callouts detailed with the SRC to determine service actions.

---

**B181953F****Explanation:**

The mailbox function was told to terminate.

**Response:**

If this is a tracking event, no service actions are required. Otherwise, use the FRU and procedure callouts detailed with the SRC to determine service actions.

---

**B1819540****Explanation:**

Informational message: The mailbox was told to terminate, and it did so without error.

**Response:**

If this is a tracking event, no service actions are required. Otherwise, use the FRU and procedure callouts detailed with the SRC to determine service actions.

---

**B1819541****Explanation:**

The device driver indicated that an error occurred prior to his operation, so this operation should be retried.

**Response:**

If this is a tracking event, no service actions are required. Otherwise, use the FRU and procedure callouts detailed with the SRC to determine service actions.

---

**B1819542****Explanation:**

The VNVRAM block list was the wrong size during a partial synchronization attempt.

**Response:**

If this is a tracking event, no service actions are required. Otherwise, use the FRU and procedure callouts detailed with the SRC to determine service actions.

---

**B1819544****Explanation:**

The mailbox server has forced an unlocking of VNVRAM.

**Response:**

If this is a tracking event, no service actions are required. Otherwise, use the FRU and procedure callouts detailed with the SRC to determine service actions.

---

**B1819545****Explanation:**

The error log data read back from the hypervisor didn't match the data that was written.

**Response:**

If this is a tracking event, no service actions are required. Otherwise, use the FRU and procedure callouts detailed with the SRC to determine service actions.

---

**B1819547****Explanation:**

A dump notification was sent from the service processor to the hypervisor.

**Response:**

If this is a tracking event, no service actions are required. Otherwise, use the FRU and procedure callouts detailed with the SRC to determine service actions.

---

**B1819548****Explanation:**

The mailbox start-up data was not valid.

**Response:**

If this is a tracking event, no service actions are required. Otherwise, use the FRU and procedure callouts detailed with the SRC to determine service actions.

---

**B1819549**

**Explanation:**

The data read back from the flash memory for virtual NVRAM did not match the data that was written.

**Response:**

If this is a tracking event, no service actions are required. Otherwise, use the FRU and procedure callouts detailed with the SRC to determine service actions.

---

**B181954A****Explanation:**

Mailbox data was missing.

**Response:**

If this is a tracking event, no service actions are required. Otherwise, use the FRU and procedure callouts detailed with the SRC to determine service actions.

---

**B181954D****Explanation:**

A block number that is too large was passed into the function.

**Response:**

If this is a tracking event, no service actions are required. Otherwise, use the FRU and procedure callouts detailed with the SRC to determine service actions.

---

**B181954F****Explanation:**

Couldn't access shared memory

**Response:**

The FRU callouts are calculated at the time of the failure. See the error log for the actual replacement strategy.

---

**B1819551****Explanation:**

PowerViseKey file header is not what we would expect it to be. Might happen if we change the header from one release to a different release. Otherwise, the file may have gotten messed up somehow.

**Response:**

The FRU callouts are calculated at the time of the failure. See the error log for the actual replacement strategy.

---

**B1819552****Explanation:**

Either the version or size in the sync packet for the powerVise key is not what the backup FSP is expecting. Could occur on code update if we have changed versions of the sync packet.

**Response:**

The FRU callouts are calculated at the time of the failure. See the error log for the actual replacement strategy.

---

**B1819553****Explanation:**

Checksum calculated on key doesn't match the checksum passed in the packet. Seems to be a transfer issue between FSPs.

**Response:**

The FRU callouts are calculated at the time of the failure. See the error log for the actual replacement strategy.

---

**B1819554****Explanation:**

Dump Summary points to resource dump file that does not exist

**Response:**

The FRU callouts are calculated at the time of the failure. See the error log for the actual replacement strategy.

---

**B1819555****Explanation:**

getResourceDumpFileName says we have an invalid file name

**Response:**

The FRU callouts are calculated at the time of the failure. See the error log for the actual replacement strategy.

---

**B1819558****Explanation:**

Not allowing HMC to do operations on backup FSP

**Response:**

The FRU callouts are calculated at the time of the failure. See the error log for the actual replacement strategy.

---

**B1819559****Explanation:**

Size of Hyper Dump List Structure is incorrect

**Response:**

The FRU callouts are calculated at the time of the failure. See the error log for the actual replacement strategy.

---

**B1819560****Explanation:**

Firmware encountered an error while interacting with Processor Service Interface device driver.

**Response:**

The FRU callouts are calculated at the time of the failure. See the error log for the actual replacement strategy.

---

**B1819561****Explanation:**

Firmware encountered an error while interacting with Processor Service Interface device driver.

**Response:**

The FRU callouts are calculated at the time of the failure. See the error log for the actual replacement strategy.

---

**B1819564****Explanation:**

Firmware encountered an error while interacting with Processor Service Interface device driver.

**Response:**

The FRU callouts are calculated at the time of the failure. See the error log for the actual replacement strategy.

---

**B1819565****Explanation:**

Firmware encountered an error while trying to read service processor registers

**Response:**

The FRU callouts are calculated at the time of the failure. See the error log for the actual replacement strategy.

---

**B1819566****Explanation:**

Firmware encountered an error while trying to read service processor registers

**Response:**

The FRU callouts are calculated at the time of the failure. See the error log for the actual replacement strategy.

---

**B1819567****Explanation:**

Firmware encountered an error while interacting with Processor Service Interface device driver.

**Response:**

The FRU callouts are calculated at the time of the failure. See the error log for the actual replacement strategy.

---

**B1819568****Explanation:**

Firmware is loading PowerVM as the hypervisor type has not been specified

**Response:**

The FRU callouts are calculated at the time of the failure. See the error log for the actual replacement strategy.

---

**B1819569****Explanation:**

No functional Processor Service Interface links found

**Response:**

The FRU callouts are calculated at the time of the failure. See the error log for the actual replacement strategy.

---

**B1819570****Explanation:**

An invalid input buffer packet parameter was detected.

**Response:**

The FRU callouts are calculated at the time of the failure. See the error log for the actual replacement strategy.

---

**B1819571****Explanation:**

There was a problem in fetching the service processor card type. Defaulting to a low end system.

**Response:**

The FRU callouts are calculated at the time of the failure. See the error log for the actual replacement strategy.

---

**B1819903****Explanation:**

An invalid signal was received.

**Response:**

If this is a tracking event, no service actions are required. Otherwise, use the FRU and procedure callouts detailed with the SRC to determine service actions.

---

**B1819904****Explanation:**

Failed to read the IPL type from the registry.

**Response:**

If this is a tracking event, no service actions are required. Otherwise, use the FRU and procedure callouts detailed with the SRC to determine service actions.

---

**B1819905****Explanation:**

An error occurred when the service processor capacity on demand interface was writing firmware data to the registry.

**Response:**

If this is a tracking event, no service actions are required. Otherwise, use the FRU and procedure

callouts detailed with the SRC to determine service actions.

---

**B1819906****Explanation:**

The service processor capacity on demand (SCOD) interface does not recognize the power-off IPL type.

---

**B1819907****Explanation:**

An error occurred when the service processor capacity on demand interface was reading a registry value.

**Response:**

If this is a tracking event, no service actions are required. Otherwise, use the FRU and procedure callouts detailed with the SRC to determine service actions.

---

**B1819908****Explanation:**

A firmware component tried to use the service processor capacity on demand (SCOD) interface in an invalid manner.

---

**B1819909****Explanation:**

An error occurred when the service processor capacity on demand interface was updating a firmware entry in the registry.

**Response:**

If this is a tracking event, no service actions are required. Otherwise, use the FRU and procedure callouts detailed with the SRC to determine service actions.

---

**B181990A****Explanation:**

An error occurred when the service processor capacity on demand interface was updating a firmware entry in the registry.

**Response:**

If this is a tracking event, no service actions are required. Otherwise, use the FRU and procedure callouts detailed with the SRC to determine service actions.

---

**B181990B****Explanation:**

An error occurred when the service processor capacity on demand interface was updating a firmware entry in the registry.

**Response:**

If this is a tracking event, no service actions are required. Otherwise, use the FRU and procedure callouts detailed with the SRC to determine service actions.

---

**B181A001****Explanation:**

Failed to read a value from the registry.

**Response:**

If this is a tracking event, no service actions are required. Otherwise, use the FRU and procedure callouts detailed with the SRC to determine service actions.

---

**B181A002****Explanation:**

Failed to read a registry value.

**Response:**

If this is a tracking event, no service actions are required. Otherwise, use the FRU and procedure callouts detailed with the SRC to determine service actions.

---

**B181A003****Explanation:**

Failed when trying to read the registry value to determine the state of the sibling service processor.

**Response:**

If this is a tracking event, no service actions are required. Otherwise, use the FRU and procedure callouts detailed with the SRC to determine service actions.

---

**B181A004****Explanation:**

Failed when trying to read the registry to determine the value of iplp/SysOpMode.

**Response:**

If this is a tracking event, no service actions are required. Otherwise, use the FRU and procedure callouts detailed with the SRC to determine service actions.

---

**B181A005****Explanation:**

Failed when trying to read the registry to determine the value of panl/SysPwrDnTime.

**Response:**

If this is a tracking event, no service actions are required. Otherwise, use the FRU and procedure callouts detailed with the SRC to determine service actions.

---

**B181A006****Explanation:**

Failed to read the current power state of the system.

**Response:**

If this is a tracking event, no service actions are required. Otherwise, use the FRU and procedure

callouts detailed with the SRC to determine service actions.

---

**B181A007****Explanation:**

Failed when trying to write the control panel information to the registry.

**Response:**

If this is a tracking event, no service actions are required. Otherwise, use the FRU and procedure callouts detailed with the SRC to determine service actions.

---

**B181A008****Explanation:**

The server is no longer available.

**Response:**

If this is a tracking event, no service actions are required. Otherwise, use the FRU and procedure callouts detailed with the SRC to determine service actions.

---

**B181A009****Explanation:**

Failed to create the synchronization file for clients.

**Response:**

If this is a tracking event, no service actions are required. Otherwise, use the FRU and procedure callouts detailed with the SRC to determine service actions.

---

**B181A00A****Explanation:**

Failed to synchronize with the server process for client commands.

**Response:**

If this is a tracking event, no service actions are required. Otherwise, use the FRU and procedure callouts detailed with the SRC to determine service actions.

---

**B181A00B****Explanation:**

Failed to create the panlmain daemon synchronization file.

**Response:**

If this is a tracking event, no service actions are required. Otherwise, use the FRU and procedure callouts detailed with the SRC to determine service actions.

---

**B181A00C****Explanation:**

The panlmain daemon is already up and running.

**Response:**

If this is a tracking event, no service actions are required. Otherwise, use the FRU and procedure callouts detailed with the SRC to determine service actions.

---

**B181A00D****Explanation:**

Failed to lock the firmware code lock when trying to execute the desired action for the decrement button.

**Response:**

If this is a tracking event, no service actions are required. Otherwise, use the FRU and procedure callouts detailed with the SRC to determine service actions.

---

**B181A00E****Explanation:**

Failed to lock the mutex.

**Response:**

If this is a tracking event, no service actions are required. Otherwise, use the FRU and procedure callouts detailed with the SRC to determine service actions.

---

**B181A00F****Explanation:**

Failed to lock the mutex.

**Response:**

If this is a tracking event, no service actions are required. Otherwise, use the FRU and procedure callouts detailed with the SRC to determine service actions.

---

**B181A010****Explanation:**

Failed to unlock the mutex.

**Response:**

If this is a tracking event, no service actions are required. Otherwise, use the FRU and procedure callouts detailed with the SRC to determine service actions.

---

**B181A011****Explanation:**

Timed out waiting for the mutex conditional.

**Response:**

If this is a tracking event, no service actions are required. Otherwise, use the FRU and procedure callouts detailed with the SRC to determine service actions.

---

**B181A012****Explanation:**

Failed to wait for mutex conditional.

**Response:**

If this is a tracking event, no service actions are required. Otherwise, use the FRU and procedure callouts detailed with the SRC to determine service actions.

---

**B181A013****Explanation:**

Failed to wait the allotted idle time for the worker thread.

**Response:**

If this is a tracking event, no service actions are required. Otherwise, use the FRU and procedure callouts detailed with the SRC to determine service actions.

---

**B181A014****Explanation:**

Failed to start the service processor dump function.

**Response:**

If this is a tracking event, no service actions are required. Otherwise, use the FRU and procedure callouts detailed with the SRC to determine service actions.

---

**B181A015****Explanation:**

An invalid argument was passed into the attention monitor thread.

**Response:**

If this is a tracking event, no service actions are required. Otherwise, use the FRU and procedure callouts detailed with the SRC to determine service actions.

---

**B181A016****Explanation:**

Failed to initialize the desired attribute for the thread that is being created.

**Response:**

If this is a tracking event, no service actions are required. Otherwise, use the FRU and procedure callouts detailed with the SRC to determine service actions.

---

**B181A017****Explanation:**

Failed to initialize the thread attribute object for the thread that is being created.

**Response:**

If this is a tracking event, no service actions are required. Otherwise, use the FRU and procedure callouts detailed with the SRC to determine service actions.

---

**B181A018****Explanation:**

Failed to kill the thread holding the mutex.

**Response:**

If this is a tracking event, no service actions are required. Otherwise, use the FRU and procedure callouts detailed with the SRC to determine service actions.

---

**B181A019****Explanation:**

Failed to connect to the client socket.

**Response:**

If this is a tracking event, no service actions are required. Otherwise, use the FRU and procedure callouts detailed with the SRC to determine service actions.

---

**B181A01C****Explanation:**

Failed to get Op Panel Presence status

**Response:**

The FRU callouts are calculated at the time of the failure. See the error log for the actual replacement strategy.

---

**B181A01D****Explanation:**

Failed to get Op Panel Presence status

**Response:**

The FRU callouts are calculated at the time of the failure. See the error log for the actual replacement strategy.

---

**B181A01E****Explanation:**

Failed to get Op Panel Presence status

**Response:**

The FRU callouts are calculated at the time of the failure. See the error log for the actual replacement strategy.

---

**B181A01F****Explanation:**

Failed to get Op Panel Presence status

**Response:**

The FRU callouts are calculated at the time of the failure. See the error log for the actual replacement strategy.

---

**B181A020****Explanation:**

Failed to create a socket.

**Response:**



If this is a tracking event, no service actions are required. Otherwise, use the FRU and procedure callouts detailed with the SRC to determine service actions.

---

**B181A021****Explanation:**

Failed to bind to a socket.

**Response:**

If this is a tracking event, no service actions are required. Otherwise, use the FRU and procedure callouts detailed with the SRC to determine service actions.

---

**B181A022****Explanation:**

Failed to listen for messages.

**Response:**

If this is a tracking event, no service actions are required. Otherwise, use the FRU and procedure callouts detailed with the SRC to determine service actions.

---

**B181A023****Explanation:**

Failed to accept a socket.

**Response:**

If this is a tracking event, no service actions are required. Otherwise, use the FRU and procedure callouts detailed with the SRC to determine service actions.

---

**B181A027****Explanation:**

Failed to start buttonDetection thread

**Response:**

The FRU callouts are calculated at the time of the failure. See the error log for the actual replacement strategy.

---

**B181A028****Explanation:**

Failed to start panlPresDetectActiveMthdforZZ thread

**Response:**

The FRU callouts are calculated at the time of the failure. See the error log for the actual replacement strategy.

---

**B181A029****Explanation:**

Failed collect the panel data.

**Response:**

The FRU callouts are calculated at the time of the failure. See the error log for the actual replacement strategy.

---

**B181A030****Explanation:**

Failed to assign a name to the socket that was created.

**Response:**

If this is a tracking event, no service actions are required. Otherwise, use the FRU and procedure callouts detailed with the SRC to determine service actions.

---

**B181A031****Explanation:**

Failed to begin listening on the socket.

**Response:**

If this is a tracking event, no service actions are required. Otherwise, use the FRU and procedure callouts detailed with the SRC to determine service actions.

---

**B181A032****Explanation:**

Failed to accept the connection from a listening socket.

**Response:**

If this is a tracking event, no service actions are required. Otherwise, use the FRU and procedure callouts detailed with the SRC to determine service actions.

---

**B181A033****Explanation:**

Failed to create or connect to the socket.

**Response:**

If this is a tracking event, no service actions are required. Otherwise, use the FRU and procedure callouts detailed with the SRC to determine service actions.

---

**B181A034****Explanation:**

Failed to close the listening socket.

**Response:**

If this is a tracking event, no service actions are required. Otherwise, use the FRU and procedure callouts detailed with the SRC to determine service actions.

---

**B181A035****Explanation:**

Failed to create the server address socket object.

**Response:**

If this is a tracking event, no service actions are required. Otherwise, use the FRU and procedure callouts detailed with the SRC to determine service actions.

---

**B181A036****Explanation:**

Failed to send the message through the accepted connection socket.

**Response:**

If this is a tracking event, no service actions are required. Otherwise, use the FRU and procedure callouts detailed with the SRC to determine service actions.

---

**B181A037****Explanation:**

Failed to receive a message through the server-accepted connection socket.

**Response:**

If this is a tracking event, no service actions are required. Otherwise, use the FRU and procedure callouts detailed with the SRC to determine service actions.

---

**B181A038****Explanation:**

The client address socket doesn't exist.

**Response:**

If this is a tracking event, no service actions are required. Otherwise, use the FRU and procedure callouts detailed with the SRC to determine service actions.

---

**B181A040****Explanation:**

Failed to send the action response to a concurrent maintenance operation.

**Response:**

If this is a tracking event, no service actions are required. Otherwise, use the FRU and procedure callouts detailed with the SRC to determine service actions.

---

**B181A041****Explanation:**

Failed to receive a reply.

**Response:**

If this is a tracking event, no service actions are required. Otherwise, use the FRU and procedure callouts detailed with the SRC to determine service actions.

---

**B181A042****Explanation:**

Failed to connect to the panel server to send a message to be processed.

**Response:**

If this is a tracking event, no service actions are required. Otherwise, use the FRU and procedure callouts detailed with the SRC to determine service actions.

---

**B181A043****Explanation:**

An incorrect data size was received for the function action that was requested.

**Response:**

If this is a tracking event, no service actions are required. Otherwise, use the FRU and procedure callouts detailed with the SRC to determine service actions.

---

**B181A044****Explanation:**

No data was passed into the function.

**Response:**

If this is a tracking event, no service actions are required. Otherwise, use the FRU and procedure callouts detailed with the SRC to determine service actions.

---

**B181A045****Explanation:**

The function received an invalid parameter.

**Response:**

If this is a tracking event, no service actions are required. Otherwise, use the FRU and procedure callouts detailed with the SRC to determine service actions.

---

**B181A046****Explanation:**

The reply message that was received did not have the same number of functions that was requested.

**Response:**

If this is a tracking event, no service actions are required. Otherwise, use the FRU and procedure callouts detailed with the SRC to determine service actions.

---

**B181A047****Explanation:**

The reply message that was received contained an error log.

**Response:**

If this is a tracking event, no service actions are required. Otherwise, use the FRU and procedure callouts detailed with the SRC to determine service actions.

---

**B181A048****Explanation:**

The response message was supposed to contain data: it contained none.

**Response:**

If this is a tracking event, no service actions are required. Otherwise, use the FRU and procedure callouts detailed with the SRC to determine service actions.

---

**B181A049**

**Explanation:**

Received a response message that was not the correct type for the message that was sent.

**Response:**

If this is a tracking event, no service actions are required. Otherwise, use the FRU and procedure callouts detailed with the SRC to determine service actions.

---

**B181A04A**

**Explanation:**

Failed to send the message and receive the reply.

**Response:**

If this is a tracking event, no service actions are required. Otherwise, use the FRU and procedure callouts detailed with the SRC to determine service actions.

---

**B181A04B**

**Explanation:**

The reply message that was received contained more data than the buffer can hold.

**Response:**

If this is a tracking event, no service actions are required. Otherwise, use the FRU and procedure callouts detailed with the SRC to determine service actions.

---

**B181A04C**

**Explanation:**

A reply message was received that did not contain the right data size.

**Response:**

If this is a tracking event, no service actions are required. Otherwise, use the FRU and procedure callouts detailed with the SRC to determine service actions.

---

**B181A04D**

**Explanation:**

A power transition request failed.

**Response:**

If this is a tracking event, no service actions are required. Otherwise, use the FRU and procedure callouts detailed with the SRC to determine service actions.

---

**B181A04E**

**Explanation:**

The user name in the message is not recognized and cannot request a power transition.

**Response:**

If this is a tracking event, no service actions are required. Otherwise, use the FRU and procedure callouts detailed with the SRC to determine service actions.

---

**B181A04F**

**Explanation:**

An invalid power transition type was received.

**Response:**

If this is a tracking event, no service actions are required. Otherwise, use the FRU and procedure callouts detailed with the SRC to determine service actions.

---

**B181A050**

**Explanation:**

Invalid request data was received with the message.

**Response:**

If this is a tracking event, no service actions are required. Otherwise, use the FRU and procedure callouts detailed with the SRC to determine service actions.

---

**B181A051**

**Explanation:**

No change flags were set for the system dump parameters.

**Response:**

If this is a tracking event, no service actions are required. Otherwise, use the FRU and procedure callouts detailed with the SRC to determine service actions.

---

**B181A052**

**Explanation:**

An unsupported operation was requested.

**Response:**

If this is a tracking event, no service actions are required. Otherwise, use the FRU and procedure callouts detailed with the SRC to determine service actions.

---

**B181A053**

**Explanation:**

The operation request is not allowed because it was requested on the secondary service processor.

**Response:**

If this is a tracking event, no service actions are required. Otherwise, use the FRU and procedure

callouts detailed with the SRC to determine service actions.

---

**B181A054****Explanation:**

Failed to receive a message on the event message queue.

**Response:**

If this is a tracking event, no service actions are required. Otherwise, use the FRU and procedure callouts detailed with the SRC to determine service actions.

---

**B181A060****Explanation:**

Failed to create a timer.

**Response:**

If this is a tracking event, no service actions are required. Otherwise, use the FRU and procedure callouts detailed with the SRC to determine service actions.

---

**B181A061****Explanation:**

Failed to delete a timer.

**Response:**

If this is a tracking event, no service actions are required. Otherwise, use the FRU and procedure callouts detailed with the SRC to determine service actions.

---

**B181A062****Explanation:**

Failed to set time for the timer.

**Response:**

If this is a tracking event, no service actions are required. Otherwise, use the FRU and procedure callouts detailed with the SRC to determine service actions.

---

**B181A070****Explanation:**

The panel function is not active.

**Response:**

If this is a tracking event, no service actions are required. Otherwise, use the FRU and procedure callouts detailed with the SRC to determine service actions.

---

**B181A071****Explanation:**

An invalid function was requested.

**Response:**

If this is a tracking event, no service actions are required. Otherwise, use the FRU and procedure

callouts detailed with the SRC to determine service actions.

---

**B181A072****Explanation:**

The subfunction is not supported.

**Response:**

If this is a tracking event, no service actions are required. Otherwise, use the FRU and procedure callouts detailed with the SRC to determine service actions.

---

**B181A073****Explanation:**

Failed to execute the panel function.

**Response:**

If this is a tracking event, no service actions are required. Otherwise, use the FRU and procedure callouts detailed with the SRC to determine service actions.

---

**B181A074****Explanation:**

The subfunction is invalid.

**Response:**

If this is a tracking event, no service actions are required. Otherwise, use the FRU and procedure callouts detailed with the SRC to determine service actions.

---

**B181A075****Explanation:**

Failed to get the minimum and maximum subfunction values for the power function.

**Response:**

If this is a tracking event, no service actions are required. Otherwise, use the FRU and procedure callouts detailed with the SRC to determine service actions.

---

**B181A076****Explanation:**

The function that was requested has no subfunction capability.

**Response:**

If this is a tracking event, no service actions are required. Otherwise, use the FRU and procedure callouts detailed with the SRC to determine service actions.

---

**B181A077****Explanation:**

Failed to get the minimum and maximum subfunction values when trying to increment the function number on the control panel .

**Response:**

If this is a tracking event, no service actions are required. Otherwise, use the FRU and procedure callouts detailed with the SRC to determine service actions.

---

**B181A079****Explanation:**

Error returned by mboxPciLampTest.

**Response:**

The FRU callouts are calculated at the time of the failure. See the error log for the actual replacement strategy.

---

**B181A080****Explanation:**

Failed to perform a lamp test on the panel.

**Response:**

If this is a tracking event, no service actions are required. Otherwise, use the FRU and procedure callouts detailed with the SRC to determine service actions.

---

**B181A081****Explanation:**

Failed to perform a lamp test via power.

**Response:**

If this is a tracking event, no service actions are required. Otherwise, use the FRU and procedure callouts detailed with the SRC to determine service actions.

---

**B181A082****Explanation:**

Failed to perform the power function that was requested.

**Response:**

If this is a tracking event, no service actions are required. Otherwise, use the FRU and procedure callouts detailed with the SRC to determine service actions.

---

**B181A083****Explanation:**

Failed to send the initiate service tool command to the hypervisor.

**Response:**

If this is a tracking event, no service actions are required. Otherwise, use the FRU and procedure callouts detailed with the SRC to determine service actions.

---

**B181A084****Explanation:**

Failed to start a platform dump.

**Response:**

If this is a tracking event, no service actions are required. Otherwise, use the FRU and procedure callouts detailed with the SRC to determine service actions.

---

**B181A086****Explanation:**

There is a dump in progress.

**Response:**

If this is a tracking event, no service actions are required. Otherwise, use the FRU and procedure callouts detailed with the SRC to determine service actions.

---

**B181A088****Explanation:**

Failed to execute a service processor dump.

**Response:**

If this is a tracking event, no service actions are required. Otherwise, use the FRU and procedure callouts detailed with the SRC to determine service actions.

---

**B181A089****Explanation:**

Failed to get the dump firmware content.

**Response:**

If this is a tracking event, no service actions are required. Otherwise, use the FRU and procedure callouts detailed with the SRC to determine service actions.

---

**B181A08A****Explanation:**

Failed to get the dump hardware content.

**Response:**

If this is a tracking event, no service actions are required. Otherwise, use the FRU and procedure callouts detailed with the SRC to determine service actions.

---

**B181A08B****Explanation:**

Failed to find out if dump is enabled or not.

**Response:**

If this is a tracking event, no service actions are required. Otherwise, use the FRU and procedure callouts detailed with the SRC to determine service actions.

---

**B181A08C****Explanation:**

Failed to set the dump collection policy to the requested value.

**Response:**

If this is a tracking event, no service actions are required. Otherwise, use the FRU and procedure callouts detailed with the SRC to determine service actions.

---

**B181A08D****Explanation:**

The value of the dump collection policy that was received is not valid.

**Response:**

If this is a tracking event, no service actions are required. Otherwise, use the FRU and procedure callouts detailed with the SRC to determine service actions.

---

**B181A08E****Explanation:**

Failed to set the dump hardware content to the requested value.

**Response:**

If this is a tracking event, no service actions are required. Otherwise, use the FRU and procedure callouts detailed with the SRC to determine service actions.

---

**B181A08F****Explanation:**

The value of the dump hardware content that was received is not valid.

**Response:**

If this is a tracking event, no service actions are required. Otherwise, use the FRU and procedure callouts detailed with the SRC to determine service actions.

---

**B181A090****Explanation:**

Failed to set the dump firmware content to the requested value.

**Response:**

If this is a tracking event, no service actions are required. Otherwise, use the FRU and procedure callouts detailed with the SRC to determine service actions.

---

**B181A091****Explanation:**

The value of the dump firmware content that was received is not valid.

**Response:**

If this is a tracking event, no service actions are required. Otherwise, use the FRU and procedure callouts detailed with the SRC to determine service actions.

---

**B181A092****Explanation:**

Failed to get the number of SRC entries for the system status SRC trace function.

**Response:**

If this is a tracking event, no service actions are required. Otherwise, use the FRU and procedure callouts detailed with the SRC to determine service actions.

---

**B181A093****Explanation:**

Failed to get the number of SRC entries for the diagnostic status SRC trace function.

**Response:**

If this is a tracking event, no service actions are required. Otherwise, use the FRU and procedure callouts detailed with the SRC to determine service actions.

---

**B181A094****Explanation:**

Failed to get the system trace SRC that was requested.

**Response:**

If this is a tracking event, no service actions are required. Otherwise, use the FRU and procedure callouts detailed with the SRC to determine service actions.

---

**B181A095****Explanation:**

Failed to create the system trace object, or there were no entries for system trace.

**Response:**

If this is a tracking event, no service actions are required. Otherwise, use the FRU and procedure callouts detailed with the SRC to determine service actions.

---

**B181A096****Explanation:**

Failed to initiate the IPL that was requested.

**Response:**

If this is a tracking event, no service actions are required. Otherwise, use the FRU and procedure callouts detailed with the SRC to determine service actions.

---

**B181A098****Explanation:**

Failed to send the power on IPL request.

**Response:**

If this is a tracking event, no service actions are required. Otherwise, use the FRU and procedure

callouts detailed with the SRC to determine service actions.

---

**B181A099****Explanation:**

Failed to send the power off IPL request.

**Response:**

If this is a tracking event, no service actions are required. Otherwise, use the FRU and procedure callouts detailed with the SRC to determine service actions.

---

**B181A09A****Explanation:**

Failed to send a reboot request to the service processor.

**Response:**

If this is a tracking event, no service actions are required. Otherwise, use the FRU and procedure callouts detailed with the SRC to determine service actions.

---

**B181A09B****Explanation:**

The current and next state of the system will not allow a reboot of the service processor.

**Response:**

If this is a tracking event, no service actions are required. Otherwise, use the FRU and procedure callouts detailed with the SRC to determine service actions.

---

**B181A09C****Explanation:**

Failed to get the HMC information.

**Response:**

If this is a tracking event, no service actions are required. Otherwise, use the FRU and procedure callouts detailed with the SRC to determine service actions.

---

**B181A09D****Explanation:**

Failed to get the IP address for the requested Ethernet port.

**Response:**

If this is a tracking event, no service actions are required. Otherwise, use the FRU and procedure callouts detailed with the SRC to determine service actions.

---

**B181A09E****Explanation:**

Failed to get the location code for the requested Ethernet port.

**Response:**

If this is a tracking event, no service actions are required. Otherwise, use the FRU and procedure callouts detailed with the SRC to determine service actions.

---

**B181A09F****Explanation:**

Failed to get the installed resource IDs for the HMC connectors.

**Response:**

If this is a tracking event, no service actions are required. Otherwise, use the FRU and procedure callouts detailed with the SRC to determine service actions.

---

**B181A0A0****Explanation:**

Failed to get the maximum number of resource IDs for the HMC connectors.

**Response:**

If this is a tracking event, no service actions are required. Otherwise, use the FRU and procedure callouts detailed with the SRC to determine service actions.

---

**B181A0A1****Explanation:**

This SRC indicates that the panel component is done with the input function.

**Response:**

If this is a tracking event, no service actions are required. Otherwise, use the FRU and procedure callouts detailed with the SRC to determine service actions.

---

**B181A0A2****Explanation:**

Invalid function number.

**Response:**

If this is a tracking event, no service actions are required. Otherwise, use the FRU and procedure callouts detailed with the SRC to determine service actions.

---

**B181A0A3****Explanation:**

The function requested is disabled.

**Response:**

If this is a tracking event, no service actions are required. Otherwise, use the FRU and procedure callouts detailed with the SRC to determine service actions.

---

**B181A0A4**

**Explanation:**

The function range is disabled.

**Response:**

If this is a tracking event, no service actions are required. Otherwise, use the FRU and procedure callouts detailed with the SRC to determine service actions.

---

**B181A0A5****Explanation:**

Failed to determine if a concurrent maintenance operation is in progress.

**Response:**

If this is a tracking event, no service actions are required. Otherwise, use the FRU and procedure callouts detailed with the SRC to determine service actions.

---

**B181A0A6****Explanation:**

An invalid sub-function was received.

**Response:**

If this is a tracking event, no service actions are required. Otherwise, use the FRU and procedure callouts detailed with the SRC to determine service actions.

---

**B181A0A8****Explanation:**

Failed to build the display for the panel.

**Response:**

If this is a tracking event, no service actions are required. Otherwise, use the FRU and procedure callouts detailed with the SRC to determine service actions.

---

**B181A0A9****Explanation:**

No sibling service processor was found.

**Response:**

If this is a tracking event, no service actions are required. Otherwise, use the FRU and procedure callouts detailed with the SRC to determine service actions.

---

**B181A0B0****Explanation:**

Failed to deactivate the panel function.

**Response:**

If this is a tracking event, no service actions are required. Otherwise, use the FRU and procedure callouts detailed with the SRC to determine service actions.

---

**B181A0B1****Explanation:**

The secondary service processor cannot activate a panel.

**Response:**

If this is a tracking event, no service actions are required. Otherwise, use the FRU and procedure callouts detailed with the SRC to determine service actions.

---

**B181A0B2****Explanation:**

Failed to set the SRC displays for the panel.

**Response:**

If this is a tracking event, no service actions are required. Otherwise, use the FRU and procedure callouts detailed with the SRC to determine service actions.

---

**B181A0B3****Explanation:**

Failed to modify the panel display when the increment button was pushed.

**Response:**

If this is a tracking event, no service actions are required. Otherwise, use the FRU and procedure callouts detailed with the SRC to determine service actions.

---

**B181A0B4****Explanation:**

Failed to send display data to the panel.

**Response:**

If this is a tracking event, no service actions are required. Otherwise, use the FRU and procedure callouts detailed with the SRC to determine service actions.

---

**B181A0B5****Explanation:**

Failed to send the SRC display data to the panel.

**Response:**

If this is a tracking event, no service actions are required. Otherwise, use the FRU and procedure callouts detailed with the SRC to determine service actions.

---

**B181A0B6****Explanation:**

Failed to create the worker thread.

**Response:**

If this is a tracking event, no service actions are required. Otherwise, use the FRU and procedure callouts detailed with the SRC to determine service actions.

---



---

**B181A0B7****Explanation:**

Failed to increase the work force when it was determined it was needed.

**Response:**

If this is a tracking event, no service actions are required. Otherwise, use the FRU and procedure callouts detailed with the SRC to determine service actions.

---

**B181A0B8****Explanation:**

No panel is active.

**Response:**

If this is a tracking event, no service actions are required. Otherwise, use the FRU and procedure callouts detailed with the SRC to determine service actions.

---

**B181A0B9****Explanation:**

Failed to push a work message onto an existing queue.

**Response:**

If this is a tracking event, no service actions are required. Otherwise, use the FRU and procedure callouts detailed with the SRC to determine service actions.

---

**B181A0BA****Explanation:**

Failed to take appropriate action for the event that was received.

**Response:**

If this is a tracking event, no service actions are required. Otherwise, use the FRU and procedure callouts detailed with the SRC to determine service actions.

---

**B181A0BB****Explanation:**

An event was received that is not supported by the panel.

**Response:**

If this is a tracking event, no service actions are required. Otherwise, use the FRU and procedure callouts detailed with the SRC to determine service actions.

---

**B181A0BC****Explanation:**

Failed to subscribe to the event manager.

**Response:**

If this is a tracking event, no service actions are required. Otherwise, use the FRU and procedure

callouts detailed with the SRC to determine service actions.

---

**B181A0BD****Explanation:**

Failed to receive an event from the event manager.

**Response:**

If this is a tracking event, no service actions are required. Otherwise, use the FRU and procedure callouts detailed with the SRC to determine service actions.

---

**B181A0BE****Explanation:**

Failed to create the event monitor thread.

**Response:**

If this is a tracking event, no service actions are required. Otherwise, use the FRU and procedure callouts detailed with the SRC to determine service actions.

---

**B181A0C0****Explanation:**

Function 26 was done before function 25 was executed.

**Response:**

If this is a tracking event, no service actions are required. Otherwise, use the FRU and procedure callouts detailed with the SRC to determine service actions.

---

**B181A0C1****Explanation:**

Failed to get the current power state.

**Response:**

If this is a tracking event, no service actions are required. Otherwise, use the FRU and procedure callouts detailed with the SRC to determine service actions.

---

**B181A0C2****Explanation:**

Failed to get the current service processor dump enablement state.

**Response:**

If this is a tracking event, no service actions are required. Otherwise, use the FRU and procedure callouts detailed with the SRC to determine service actions.

---

**B181A0D0****Explanation:**

Failed to enable the scroll lock when trying to increment the panel.

**Response:**

If this is a tracking event, no service actions are required. Otherwise, use the FRU and procedure callouts detailed with the SRC to determine service actions.

---

**B181A0D1****Explanation:**

Failed to create the timer for the scroll lock button.

**Response:**

If this is a tracking event, no service actions are required. Otherwise, use the FRU and procedure callouts detailed with the SRC to determine service actions.

---

**B181A0D2****Explanation:**

Failed to set the time-out for the scroll lock timer.

**Response:**

If this is a tracking event, no service actions are required. Otherwise, use the FRU and procedure callouts detailed with the SRC to determine service actions.

---

**B181A0D3****Explanation:**

Failed to start the power off timer.

**Response:**

If this is a tracking event, no service actions are required. Otherwise, use the FRU and procedure callouts detailed with the SRC to determine service actions.

---

**B181A0D4****Explanation:**

Failed to take action after the power off timer expired.

**Response:**

If this is a tracking event, no service actions are required. Otherwise, use the FRU and procedure callouts detailed with the SRC to determine service actions.

---

**B181A0D5****Explanation:**

Failed to take the proper action after the power off timer expired.

**Response:**

If this is a tracking event, no service actions are required. Otherwise, use the FRU and procedure callouts detailed with the SRC to determine service actions.

---

**B181A0D6****Explanation:**

Failed to create a timer.

**Response:**

If this is a tracking event, no service actions are required. Otherwise, use the FRU and procedure callouts detailed with the SRC to determine service actions.

---

**B181A0D7****Explanation:**

Failed to set the time-out for the timer.

**Response:**

If this is a tracking event, no service actions are required. Otherwise, use the FRU and procedure callouts detailed with the SRC to determine service actions.

---

**B181A0D8****Explanation:**

Failed to delete the timer.

**Response:**

If this is a tracking event, no service actions are required. Otherwise, use the FRU and procedure callouts detailed with the SRC to determine service actions.

---

**B181A0D9****Explanation:**

Failed to block client process synchronization.

**Response:**

If this is a tracking event, no service actions are required. Otherwise, use the FRU and procedure callouts detailed with the SRC to determine service actions.

---

**B181A0DA****Explanation:**

Failed to write to a panel.

**Response:**

If this is a tracking event, no service actions are required. Otherwise, use the FRU and procedure callouts detailed with the SRC to determine service actions.

---

**B181A0DB****Explanation:**

Failed to write to the registry.

**Response:**

If this is a tracking event, no service actions are required. Otherwise, use the FRU and procedure callouts detailed with the SRC to determine service actions.

---

**B181A0E0****Explanation:**

Failed to change the power LED to a new state.

**Response:**

If this is a tracking event, no service actions are required. Otherwise, use the FRU and procedure callouts detailed with the SRC to determine service actions.

---

**B181A0E1****Explanation:**

The button action that was received is not valid.

**Response:**

If this is a tracking event, no service actions are required. Otherwise, use the FRU and procedure callouts detailed with the SRC to determine service actions.

---

**B181A0F0****Explanation:**

Failed to allocate memory.

**Response:**

If this is a tracking event, no service actions are required. Otherwise, use the FRU and procedure callouts detailed with the SRC to determine service actions.

---

**B181A0F1****Explanation:**

Failed to set up the decrement button on the control (operator) panel.

**Response:**

If this is a tracking event, no service actions are required. Otherwise, use the FRU and procedure callouts detailed with the SRC to determine service actions.

---

**B181A0F2****Explanation:**

Failed to create a timer for the decrement button on the control (operator) panel.

**Response:**

If this is a tracking event, no service actions are required. Otherwise, use the FRU and procedure callouts detailed with the SRC to determine service actions.

---

**B181A0F3****Explanation:**

Failed to conduct the decrement action for the panel.

**Response:**

If this is a tracking event, no service actions are required. Otherwise, use the FRU and procedure callouts detailed with the SRC to determine service actions.

---

**B181A0F4****Explanation:**

Failed to perform the increment action for the panel.

**Response:**

If this is a tracking event, no service actions are required. Otherwise, use the FRU and procedure callouts detailed with the SRC to determine service actions.

---

**B181A0F5****Explanation:**

Failed to read the panel function that was received.

**Response:**

If this is a tracking event, no service actions are required. Otherwise, use the FRU and procedure callouts detailed with the SRC to determine service actions.

---

**B181A0F6****Explanation:**

Failed to create the panel attention monitor thread.

**Response:**

If this is a tracking event, no service actions are required. Otherwise, use the FRU and procedure callouts detailed with the SRC to determine service actions.

---

**B181A0F7****Explanation:**

Failed to set up the panel when activating the requested panel.

**Response:**

If this is a tracking event, no service actions are required. Otherwise, use the FRU and procedure callouts detailed with the SRC to determine service actions.

---

**B181A0F8****Explanation:**

Failed to get the number of possible panels in the system.

**Response:**

If this is a tracking event, no service actions are required. Otherwise, use the FRU and procedure callouts detailed with the SRC to determine service actions.

---

**B181A0F9****Explanation:**

A control (operator) panel is already active in the system.

**Response:**

If this is a tracking event, no service actions are required. Otherwise, use the FRU and procedure callouts detailed with the SRC to determine service actions.

---

**B181A0FA**

**Explanation:**

Another concurrent maintenance operation is already in progress.

**Response:**

If this is a tracking event, no service actions are required. Otherwise, use the FRU and procedure callouts detailed with the SRC to determine service actions.

---

**B181A0FB****Explanation:**

The role of the service processor will not allow the activation of the requested panel.

**Response:**

If this is a tracking event, no service actions are required. Otherwise, use the FRU and procedure callouts detailed with the SRC to determine service actions.

---

**B181A0FC****Explanation:**

More physical control (operator) panels are in the system than is allowed. This is an invalid configuration.

**Response:**

If this is a tracking event, no service actions are required. Otherwise, use the FRU and procedure callouts detailed with the SRC to determine service actions.

---

**B181A0FD****Explanation:**

The control (operator) panel is not present.

**Response:**

If this is a tracking event, no service actions are required. Otherwise, use the FRU and procedure callouts detailed with the SRC to determine service actions.

---

**B181A0FE****Explanation:**

An invalid resource ID was found.

**Response:**

If this is a tracking event, no service actions are required. Otherwise, use the FRU and procedure callouts detailed with the SRC to determine service actions.

---

**B181A0FF****Explanation:**

No active panel was found.

**Response:**

If this is a tracking event, no service actions are required. Otherwise, use the FRU and procedure callouts detailed with the SRC to determine service actions.

---

**B181A201****Explanation:**

An invalid command was received.

**Response:**

If this is a tracking event, no service actions are required. Otherwise, use the FRU and procedure callouts detailed with the SRC to determine service actions.

---

**B181A202****Explanation:**

Invalid data was received.

**Response:**

If this is a tracking event, no service actions are required. Otherwise, use the FRU and procedure callouts detailed with the SRC to determine service actions.

---

**B181A204****Explanation:**

Unknown caller.

**Response:**

If this is a tracking event, no service actions are required. Otherwise, use the FRU and procedure callouts detailed with the SRC to determine service actions.

---

**B181A205****Explanation:**

The function that was requested is not supported.

**Response:**

If this is a tracking event, no service actions are required. Otherwise, use the FRU and procedure callouts detailed with the SRC to determine service actions.

---

**B181A206****Explanation:**

Failed to request IPL for the system.

**Response:**

If this is a tracking event, no service actions are required. Otherwise, use the FRU and procedure callouts detailed with the SRC to determine service actions.

---

**B181A207****Explanation:**

The panel lamp test failed.

**Response:**

If this is a tracking event, no service actions are required. Otherwise, use the FRU and procedure callouts detailed with the SRC to determine service actions.

---

**B181A208****Explanation:**

Failed to read the registry.

**Response:**

If this is a tracking event, no service actions are required. Otherwise, use the FRU and procedure callouts detailed with the SRC to determine service actions.

---

**B181A209****Explanation:**

Failed to write to the registry.

**Response:**

If this is a tracking event, no service actions are required. Otherwise, use the FRU and procedure callouts detailed with the SRC to determine service actions.

---

**B181A20A****Explanation:**

The operation that was requested cannot be performed on the secondary service processor.

**Response:**

If this is a tracking event, no service actions are required. Otherwise, use the FRU and procedure callouts detailed with the SRC to determine service actions.

---

**B181A20B****Explanation:**

An error was returned from the state manager function.

**Response:**

If this is a tracking event, no service actions are required. Otherwise, use the FRU and procedure callouts detailed with the SRC to determine service actions.

---

**B181A20C****Explanation:**

An output parameter pointer is NULL.

**Response:**

If this is a tracking event, no service actions are required. Otherwise, use the FRU and procedure callouts detailed with the SRC to determine service actions.

---

**B181A20D****Explanation:**

A platform dump function call failed.

**Response:**

If this is a tracking event, no service actions are required. Otherwise, use the FRU and procedure

callouts detailed with the SRC to determine service actions.

---

**B181A20E****Explanation:**

The requested function is invalid.

**Response:**

If this is a tracking event, no service actions are required. Otherwise, use the FRU and procedure callouts detailed with the SRC to determine service actions.

---

**B181A20F****Explanation:**

An error was returned from the mailbox function.

**Response:**

If this is a tracking event, no service actions are required. Otherwise, use the FRU and procedure callouts detailed with the SRC to determine service actions.

---

**B181A211****Explanation:**

An error was returned from the system power interface function.

**Response:**

If this is a tracking event, no service actions are required. Otherwise, use the FRU and procedure callouts detailed with the SRC to determine service actions.

---

**B181A214****Explanation:**

The requesting owner does not own the requested function.

**Response:**

If this is a tracking event, no service actions are required. Otherwise, use the FRU and procedure callouts detailed with the SRC to determine service actions.

---

**B181A215****Explanation:**

The function that was requested is disabled.

**Response:**

If this is a tracking event, no service actions are required. Otherwise, use the FRU and procedure callouts detailed with the SRC to determine service actions.

---

**B181A216****Explanation:**

Failure during a service processor dump.

**Response:**

If this is a tracking event, no service actions are required. Otherwise, use the FRU and procedure callouts detailed with the SRC to determine service actions.

---

**B181A217****Explanation:**

The requested sub-function is outside the valid range.

**Response:**

If this is a tracking event, no service actions are required. Otherwise, use the FRU and procedure callouts detailed with the SRC to determine service actions.

---

**B181A219****Explanation:**

Failed to start the service processor dump process.

**Response:**

If this is a tracking event, no service actions are required. Otherwise, use the FRU and procedure callouts detailed with the SRC to determine service actions.

---

**B181A236****Explanation:**

The function requested is disabled or not active.

**Response:**

If this is a tracking event, no service actions are required. Otherwise, use the FRU and procedure callouts detailed with the SRC to determine service actions.

---

**B181A401****Explanation:**

Failed to create the SVPD ML2 socket.

**Response:**

If this is a tracking event, no service actions are required. Otherwise, use the FRU and procedure callouts detailed with the SRC to determine service actions.

---

**B181A402****Explanation:**

The ML2 failed to connect to a server socket.

**Response:**

If this is a tracking event, no service actions are required. Otherwise, use the FRU and procedure callouts detailed with the SRC to determine service actions.

---

**B181A403****Explanation:**

The ML2 server failed on socket receiver.

**Response:**

If this is a tracking event, no service actions are required. Otherwise, use the FRU and procedure callouts detailed with the SRC to determine service actions.

---

**B181A404****Explanation:**

There was a problem with the path to the secondary system controller.

**Response:**

If this is a tracking event, no service actions are required. Otherwise, use the FRU and procedure callouts detailed with the SRC to determine service actions.

---

**B181A405****Explanation:**

The ML2 server failed on a socket send.

**Response:**

If this is a tracking event, no service actions are required. Otherwise, use the FRU and procedure callouts detailed with the SRC to determine service actions.

---

**B181A406****Explanation:**

The ML2 failed to close a connection.

**Response:**

If this is a tracking event, no service actions are required. Otherwise, use the FRU and procedure callouts detailed with the SRC to determine service actions.

---

**B181A407****Explanation:**

An invalid operation was sent to an ML2 server.

**Response:**

If this is a tracking event, no service actions are required. Otherwise, use the FRU and procedure callouts detailed with the SRC to determine service actions.

---

**B181A408****Explanation:**

This function was called by the user with an invalid parameter.

**Response:**

If this is a tracking event, no service actions are required. Otherwise, use the FRU and procedure callouts detailed with the SRC to determine service actions.

---

**B181A409****Explanation:**

An error was encountered when trying read a file from persistency.

**Response:**

If this is a tracking event, no service actions are required. Otherwise, use the FRU and procedure callouts detailed with the SRC to determine service actions.

---

**B181A40A**

**Explanation:**

A function failed.

**Response:**

If this is a tracking event, no service actions are required. Otherwise, use the FRU and procedure callouts detailed with the SRC to determine service actions.

---

**B181A40B**

**Explanation:**

An error was encountered when closing and/or unlocking the file for the given resource ID.

**Response:**

If this is a tracking event, no service actions are required. Otherwise, use the FRU and procedure callouts detailed with the SRC to determine service actions.

---

**B181A40C**

**Explanation:**

An error was encountered trying to read the SVPD state information file into the persistency.

**Response:**

If this is a tracking event, no service actions are required. Otherwise, use the FRU and procedure callouts detailed with the SRC to determine service actions.

---

**B181A40D**

**Explanation:**

An error was found when firmware tried to read the size of the registry key.

**Response:**

If this is a tracking event, no service actions are required. Otherwise, use the FRU and procedure callouts detailed with the SRC to determine service actions.

---

**B181A40E**

**Explanation:**

A data mismatch, or read failure, occurred.

**Response:**

If this is a tracking event, no service actions are required. Otherwise, use the FRU and procedure callouts detailed with the SRC to determine service actions.

---

**B181A40F**

**Explanation:**

The data was not found.

**Response:**

If this is a tracking event, no service actions are required. Otherwise, use the FRU and procedure callouts detailed with the SRC to determine service actions.

---

**B181A410**

**Explanation:**

Unable to lock out all threads.

**Response:**

If this is a tracking event, no service actions are required. Otherwise, use the FRU and procedure callouts detailed with the SRC to determine service actions.

---

**B181A411**

**Explanation:**

Unable to gain a lock on a VPD file.

**Response:**

If this is a tracking event, no service actions are required. Otherwise, use the FRU and procedure callouts detailed with the SRC to determine service actions.

---

**B181A412**

**Explanation:**

Unable to lock the file.

**Response:**

If this is a tracking event, no service actions are required. Otherwise, use the FRU and procedure callouts detailed with the SRC to determine service actions.

---

**B181A413**

**Explanation:**

Unable to unlock the threads.

**Response:**

If this is a tracking event, no service actions are required. Otherwise, use the FRU and procedure callouts detailed with the SRC to determine service actions.

---

**B181A414**

**Explanation:**

An error occurred when getting the device type for the resource ID.

**Response:**

If this is a tracking event, no service actions are required. Otherwise, use the FRU and procedure callouts detailed with the SRC to determine service actions.

---

**B181A415****Explanation:**

A device write failure occurred.

**Response:**

If this is a tracking event, no service actions are required. Otherwise, use the FRU and procedure callouts detailed with the SRC to determine service actions.

---

**B181A416****Explanation:**

A device reset occurred.

**Response:**

If this is a tracking event, no service actions are required. Otherwise, use the FRU and procedure callouts detailed with the SRC to determine service actions.

---

**B181A417****Explanation:**

An error was encountered when synchronizing the file to the other service processor in the system.

**Response:**

If this is a tracking event, no service actions are required. Otherwise, use the FRU and procedure callouts detailed with the SRC to determine service actions.

---

**B181A418****Explanation:**

Unable to locate a string in a file.

**Response:**

If this is a tracking event, no service actions are required. Otherwise, use the FRU and procedure callouts detailed with the SRC to determine service actions.

---

**B181A419****Explanation:**

An error occurred when generating the location code while trying to rebuild the RLCA table.

**Response:**

If this is a tracking event, no service actions are required. Otherwise, use the FRU and procedure callouts detailed with the SRC to determine service actions.

---

**B181A41A****Explanation:**

Failure to write to the registry.

**Response:**

If this is a tracking event, no service actions are required. Otherwise, use the FRU and procedure

callouts detailed with the SRC to determine service actions.

---

**B181A41B****Explanation:**

A keyword error occurred.

**Response:**

If this is a tracking event, no service actions are required. Otherwise, use the FRU and procedure callouts detailed with the SRC to determine service actions.

---

**B181A41C****Explanation:**

A keyword error occurred.

**Response:**

If this is a tracking event, no service actions are required. Otherwise, use the FRU and procedure callouts detailed with the SRC to determine service actions.

---

**B181A41D****Explanation:**

A failure was encountered when finding or reading the module VPD file.

**Response:**

If this is a tracking event, no service actions are required. Otherwise, use the FRU and procedure callouts detailed with the SRC to determine service actions.

---

**B181A41E****Explanation:**

The client failed on a socket send or receive.

**Response:**

If this is a tracking event, no service actions are required. Otherwise, use the FRU and procedure callouts detailed with the SRC to determine service actions.

---

**B181A41F****Explanation:**

This operation needs message data from the client but there was no message data in the client message

**Response:**

If this is a tracking event, no service actions are required. Otherwise, use the FRU and procedure callouts detailed with the SRC to determine service actions.

---

**B181A420****Explanation:**

An invalid state type was passed in by the user.

**Response:**



If this is a tracking event, no service actions are required. Otherwise, use the FRU and procedure callouts detailed with the SRC to determine service actions.

---

**B181A421****Explanation:**

An invalid command was sent to the ML3 server.

**Response:**

If this is a tracking event, no service actions are required. Otherwise, use the FRU and procedure callouts detailed with the SRC to determine service actions.

---

**B181A422****Explanation:**

The client failed to get message data from the server when message data was expected.

**Response:**

If this is a tracking event, no service actions are required. Otherwise, use the FRU and procedure callouts detailed with the SRC to determine service actions.

---

**B181A423****Explanation:**

Invalid data in the module VPD file.

**Response:**

If this is a tracking event, no service actions are required. Otherwise, use the FRU and procedure callouts detailed with the SRC to determine service actions.

---

**B181A424****Explanation:**

An error occurred when reading a file.

**Response:**

If this is a tracking event, no service actions are required. Otherwise, use the FRU and procedure callouts detailed with the SRC to determine service actions.

---

**B181A425****Explanation:**

Failed to write raw VPD data into the registry.

**Response:**

If this is a tracking event, no service actions are required. Otherwise, use the FRU and procedure callouts detailed with the SRC to determine service actions.

---

**B181A426****Explanation:**

An error was encountered when writing NVRAM to VPD.

**Response:**

If this is a tracking event, no service actions are required. Otherwise, use the FRU and procedure callouts detailed with the SRC to determine service actions.

---

**B181A427****Explanation:**

There was a mismatch between the VPD data and the values in NVRAM.

**Response:**

If this is a tracking event, no service actions are required. Otherwise, use the FRU and procedure callouts detailed with the SRC to determine service actions.

---

**B181A428****Explanation:**

Data read from the rlcainst table is invalid.

**Response:**

If this is a tracking event, no service actions are required. Otherwise, use the FRU and procedure callouts detailed with the SRC to determine service actions.

---

**B181A429****Explanation:**

Firmware needs to add support for an additional resource to the given FRU type.

**Response:**

If this is a tracking event, no service actions are required. Otherwise, use the FRU and procedure callouts detailed with the SRC to determine service actions.

---

**B181A42A****Explanation:**

Failed to get FRU status for the given RID in registry update function.

**Response:**

If this is a tracking event, no service actions are required. Otherwise, use the FRU and procedure callouts detailed with the SRC to determine service actions.

---

**B181A42B****Explanation:**

Failed trying to determine the resource ID's associated with the given FRU type.

**Response:**

If this is a tracking event, no service actions are required. Otherwise, use the FRU and procedure callouts detailed with the SRC to determine service actions.

---

**B181A42C**

**Explanation:**

Failed to read the VPD and update the registry entry for the input RID.

**Response:**

If this is a tracking event, no service actions are required. Otherwise, use the FRU and procedure callouts detailed with the SRC to determine service actions.

---

**B181A42D****Explanation:**

A failure occurred when reading the VPD card.

**Response:**

If this is a tracking event, no service actions are required. Otherwise, use the FRU and procedure callouts detailed with the SRC to determine service actions.

---

**B181A42E****Explanation:**

Writing to the VPD card I/O multiplexer failed.

**Response:**

If this is a tracking event, no service actions are required. Otherwise, use the FRU and procedure callouts detailed with the SRC to determine service actions.

---

**B181A42F****Explanation:**

An error occurred when getting the field replaceable unit (FRU) status for the resource ID in the registry update function.

**Response:**

If this is a tracking event, no service actions are required. Otherwise, use the FRU and procedure callouts detailed with the SRC to determine service actions.

---

**B181A430****Explanation:**

Invalid keyword data was input by the user.

**Response:**

If this is a tracking event, no service actions are required. Otherwise, use the FRU and procedure callouts detailed with the SRC to determine service actions.

---

**B181A431****Explanation:**

The user passed in a keyword size that is greater than the actual keyword size in the VPD.

**Response:**

If this is a tracking event, no service actions are required. Otherwise, use the FRU and procedure

callouts detailed with the SRC to determine service actions.

---

**B181A432****Explanation:**

This system's machine ID is not supported.

**Response:**

If this is a tracking event, no service actions are required. Otherwise, use the FRU and procedure callouts detailed with the SRC to determine service actions.

---

**B181A433****Explanation:**

A smaller number of bytes was written to the I2C device than was expected.

**Response:**

If this is a tracking event, no service actions are required. Otherwise, use the FRU and procedure callouts detailed with the SRC to determine service actions.

---

**B181A434****Explanation:**

Failed to write to an I2C device.

**Response:**

If this is a tracking event, no service actions are required. Otherwise, use the FRU and procedure callouts detailed with the SRC to determine service actions.

---

**B181A435****Explanation:**

Unable to update the IN keyword in the VRTN block.

**Response:**

If this is a tracking event, no service actions are required. Otherwise, use the FRU and procedure callouts detailed with the SRC to determine service actions.

---

**B181A436****Explanation:**

Failed when updating one of the smart chip blocks

**Response:**

If this is a tracking event, no service actions are required. Otherwise, use the FRU and procedure callouts detailed with the SRC to determine service actions.

---

**B181A437****Explanation:**

An invalid format was found.

**Response:**

If this is a tracking event, no service actions are required. Otherwise, use the FRU and procedure

callouts detailed with the SRC to determine service actions.

---

**B181A438****Explanation:**

A record is not found in the VPD data.

**Response:**

If this is a tracking event, no service actions are required. Otherwise, use the FRU and procedure callouts detailed with the SRC to determine service actions.

---

**B181A439****Explanation:**

An invalid length was found.

**Response:**

If this is a tracking event, no service actions are required. Otherwise, use the FRU and procedure callouts detailed with the SRC to determine service actions.

---

**B181A43A****Explanation:**

Invalid offset for retrieving raw entry data from the file.

**Response:**

If this is a tracking event, no service actions are required. Otherwise, use the FRU and procedure callouts detailed with the SRC to determine service actions.

---

**B181A43B****Explanation:**

An invalid operation was attempted.

**Response:**

If this is a tracking event, no service actions are required. Otherwise, use the FRU and procedure callouts detailed with the SRC to determine service actions.

---

**B181A43C****Explanation:**

A function was called with an invalid parameter.

**Response:**

If this is a tracking event, no service actions are required. Otherwise, use the FRU and procedure callouts detailed with the SRC to determine service actions.

---

**B181A43D****Explanation:**

The data reference does not support keyword parsing.

**Response:**

If this is a tracking event, no service actions are required. Otherwise, use the FRU and procedure

callouts detailed with the SRC to determine service actions.

---

**B181A43E****Explanation:**

The files were not synchronized for this request.

**Response:**

If this is a tracking event, no service actions are required. Otherwise, use the FRU and procedure callouts detailed with the SRC to determine service actions.

---

**B181A43F****Explanation:**

The two copies of the chips were re-synchronized.

**Response:**

If this is a tracking event, no service actions are required. Otherwise, use the FRU and procedure callouts detailed with the SRC to determine service actions.

---

**B181A440****Explanation:**

An attempt to read the module vital product data (VPD) from the I2C device failed.

**Response:**

If this is a tracking event, no service actions are required. Otherwise, use the FRU and procedure callouts detailed with the SRC to determine service actions.

---

**B181A441****Explanation:**

An error occurred when setting the mode attribute to hardware mode.

**Response:**

If this is a tracking event, no service actions are required. Otherwise, use the FRU and procedure callouts detailed with the SRC to determine service actions.

---

**B181A442****Explanation:**

An error occurred when trying to generate a location code.

**Response:**

If this is a tracking event, no service actions are required. Otherwise, use the FRU and procedure callouts detailed with the SRC to determine service actions.

---

**B181A443****Explanation:**

An error was encountered during VPD collection.

**Response:**

If this is a tracking event, no service actions are required. Otherwise, use the FRU and procedure callouts detailed with the SRC to determine service actions.

---

**B181A444****Explanation:**

An error was encountered during VPD collection.

**Response:**

If this is a tracking event, no service actions are required. Otherwise, use the FRU and procedure callouts detailed with the SRC to determine service actions.

---

**B181A445****Explanation:**

An attempt to delete the old event queue failed.

**Response:**

If this is a tracking event, no service actions are required. Otherwise, use the FRU and procedure callouts detailed with the SRC to determine service actions.

---

**B181A446****Explanation:**

There was a failure in the firmware.

**Response:**

If this is a tracking event, no service actions are required. Otherwise, use the FRU and procedure callouts detailed with the SRC to determine service actions.

---

**B181A447****Explanation:**

Unable to find the input RID in our RLCA table.

**Response:**

If this is a tracking event, no service actions are required. Otherwise, use the FRU and procedure callouts detailed with the SRC to determine service actions.

---

**B181A448****Explanation:**

Failed to convert VPD format.

**Response:**

If this is a tracking event, no service actions are required. Otherwise, use the FRU and procedure callouts detailed with the SRC to determine service actions.

---

**B181A449****Explanation:**

An error was encountered when converting the VPD to multiple stanza format.

**Response:**

If this is a tracking event, no service actions are required. Otherwise, use the FRU and procedure callouts detailed with the SRC to determine service actions.

---

**B181A44A****Explanation:**

The BR keyword needs to be programmed.

**Response:**

If this is a tracking event, no service actions are required. Otherwise, use the FRU and procedure callouts detailed with the SRC to determine service actions.

---

**B181A44B****Explanation:**

The enclosure FC keyword needs to be programmed.

**Response:**

If this is a tracking event, no service actions are required. Otherwise, use the FRU and procedure callouts detailed with the SRC to determine service actions.

---

**B181A44D****Explanation:**

The ID keyword needs to be programmed.

**Response:**

If this is a tracking event, no service actions are required. Otherwise, use the FRU and procedure callouts detailed with the SRC to determine service actions.

---

**B181A44F****Explanation:**

The NN keyword needs to be programmed.

**Response:**

If this is a tracking event, no service actions are required. Otherwise, use the FRU and procedure callouts detailed with the SRC to determine service actions.

---

**B181A450****Explanation:**

The RB keyword needs to be programmed.

**Response:**

If this is a tracking event, no service actions are required. Otherwise, use the FRU and procedure callouts detailed with the SRC to determine service actions.

---

**B181A451****Explanation:**

The SG keyword needs to be programmed.

**Response:**

If this is a tracking event, no service actions are required. Otherwise, use the FRU and procedure callouts detailed with the SRC to determine service actions.

---

**B181A452****Explanation:**

The SU keyword needs to be programmed.

**Response:**

If this is a tracking event, no service actions are required. Otherwise, use the FRU and procedure callouts detailed with the SRC to determine service actions.

---

**B181A453****Explanation:**

The SE keyword needs to be programmed.

**Response:**

If this is a tracking event, no service actions are required. Otherwise, use the FRU and procedure callouts detailed with the SRC to determine service actions.

---

**B181A454****Explanation:**

The TM keyword needs to be programmed.

**Response:**

If this is a tracking event, no service actions are required. Otherwise, use the FRU and procedure callouts detailed with the SRC to determine service actions.

---

**B181A455****Explanation:**

The TN keyword needs to be programmed.

**Response:**

If this is a tracking event, no service actions are required. Otherwise, use the FRU and procedure callouts detailed with the SRC to determine service actions.

---

**B181A456****Explanation:**

The WN keyword needs to be programmed.

**Response:**

If this is a tracking event, no service actions are required. Otherwise, use the FRU and procedure callouts detailed with the SRC to determine service actions.

---

**B181A457****Explanation:**

Failed to identify a RIO cable.

**Response:**

If this is a tracking event, no service actions are required. Otherwise, use the FRU and procedure callouts detailed with the SRC to determine service actions.

---

**B181A458****Explanation:**

Failed to read the I2C DP.

**Response:**

If this is a tracking event, no service actions are required. Otherwise, use the FRU and procedure callouts detailed with the SRC to determine service actions.

---

**B181A459****Explanation:**

There was an error when synchronizing.

**Response:**

If this is a tracking event, no service actions are required. Otherwise, use the FRU and procedure callouts detailed with the SRC to determine service actions.

---

**B181A45A****Explanation:**

A send/receive failure occurred.

**Response:**

If this is a tracking event, no service actions are required. Otherwise, use the FRU and procedure callouts detailed with the SRC to determine service actions.

---

**B181A45B****Explanation:**

No manufacturing flag was found.

**Response:**

If this is a tracking event, no service actions are required. Otherwise, use the FRU and procedure callouts detailed with the SRC to determine service actions.

---

**B181A45C****Explanation:**

The manufacturing policy flag is not set.

**Response:**

If this is a tracking event, no service actions are required. Otherwise, use the FRU and procedure callouts detailed with the SRC to determine service actions.

---

**B181A45D****Explanation:**

Updating the System p BR keyword is not allowed.

**Response:**

If this is a tracking event, no service actions are required. Otherwise, use the FRU and procedure callouts detailed with the SRC to determine service actions.

---

**B181A45E****Explanation:**

Updating the SSD BR keyword is not allowed.

**Response:**

If this is a tracking event, no service actions are required. Otherwise, use the FRU and procedure callouts detailed with the SRC to determine service actions.

---

**B181A45F****Explanation:**

Failed to open a directory.

**Response:**

If this is a tracking event, no service actions are required. Otherwise, use the FRU and procedure callouts detailed with the SRC to determine service actions.

---

**B181A460****Explanation:**

An unknown type of error occurred.

**Response:**

If this is a tracking event, no service actions are required. Otherwise, use the FRU and procedure callouts detailed with the SRC to determine service actions.

---

**B181A461****Explanation:**

An initialization operation failed.

**Response:**

If this is a tracking event, no service actions are required. Otherwise, use the FRU and procedure callouts detailed with the SRC to determine service actions.

---

**B181A462****Explanation:**

Failed to set a thread attribute.

**Response:**

If this is a tracking event, no service actions are required. Otherwise, use the FRU and procedure callouts detailed with the SRC to determine service actions.

---

**B181A463****Explanation:**

Failed to create and initialize an attribute object that was needed to create a thread.

**Response:**

If this is a tracking event, no service actions are required. Otherwise, use the FRU and procedure callouts detailed with the SRC to determine service actions.

---

**B181A464****Explanation:**

A function call failed during vital product data (VPD) collection.

**Response:**

If this is a tracking event, no service actions are required. Otherwise, use the FRU and procedure callouts detailed with the SRC to determine service actions.

---

**B181A465****Explanation:**

A function call failed during vital product data (VPD) collection.

**Response:**

If this is a tracking event, no service actions are required. Otherwise, use the FRU and procedure callouts detailed with the SRC to determine service actions.

---

**B181A466****Explanation:**

Unable to lock out all threads.

**Response:**

If this is a tracking event, no service actions are required. Otherwise, use the FRU and procedure callouts detailed with the SRC to determine service actions.

---

**B181A467****Explanation:**

Unable to unlock the threads.

**Response:**

If this is a tracking event, no service actions are required. Otherwise, use the FRU and procedure callouts detailed with the SRC to determine service actions.

---

**B181A468****Explanation:**

An error occurred when closing a handle.

**Response:**

If this is a tracking event, no service actions are required. Otherwise, use the FRU and procedure callouts detailed with the SRC to determine service actions.

---

**B181A469****Explanation:**

The type/model field has already been updated once. The second update is not allowed because the type part of the type/model data does not match.

**Response:**

If this is a tracking event, no service actions are required. Otherwise, use the FRU and procedure callouts detailed with the SRC to determine service actions.

---

**B181A46A**

**Explanation:**

An update for the given keyword not allowed for the second time.

**Response:**

If this is a tracking event, no service actions are required. Otherwise, use the FRU and procedure callouts detailed with the SRC to determine service actions.

---

**B181A46B**

**Explanation:**

An error occurred when trying to read a pin.

**Response:**

If this is a tracking event, no service actions are required. Otherwise, use the FRU and procedure callouts detailed with the SRC to determine service actions.

---

**B181A46C**

**Explanation:**

An error was encountered when trying to find the VSYS record from the system VPD.

**Response:**

If this is a tracking event, no service actions are required. Otherwise, use the FRU and procedure callouts detailed with the SRC to determine service actions.

---

**B181A46D**

**Explanation:**

No valid service processor VPD was found on this system.

**Response:**

If this is a tracking event, no service actions are required. Otherwise, use the FRU and procedure callouts detailed with the SRC to determine service actions.

---

**B181A46E**

**Explanation:**

An error occurred when collecting the system VPD to rebuild the VPD data.

**Response:**

If this is a tracking event, no service actions are required. Otherwise, use the FRU and procedure

callouts detailed with the SRC to determine service actions.

---

**B181A46F**

**Explanation:**

Failed to write to a registry.

**Response:**

If this is a tracking event, no service actions are required. Otherwise, use the FRU and procedure callouts detailed with the SRC to determine service actions.

---

**B181A470**

**Explanation:**

Invalid data was found in the registry.

**Response:**

If this is a tracking event, no service actions are required. Otherwise, use the FRU and procedure callouts detailed with the SRC to determine service actions.

---

**B181A471**

**Explanation:**

An untagged entry was found in the resource ID tree.

**Response:**

If this is a tracking event, no service actions are required. Otherwise, use the FRU and procedure callouts detailed with the SRC to determine service actions.

---

**B181A472**

**Explanation:**

Failed to read an I2C device.

**Response:**

If this is a tracking event, no service actions are required. Otherwise, use the FRU and procedure callouts detailed with the SRC to determine service actions.

---

**B181A473**

**Explanation:**

An error occurred when setting the bus speed attribute for reading or writing an I2C device.

**Response:**

If this is a tracking event, no service actions are required. Otherwise, use the FRU and procedure callouts detailed with the SRC to determine service actions.

---

**B181A474**

**Explanation:**

Failed to read the system serial number on NVRAM, or invalid keyword length.

**Response:**

If this is a tracking event, no service actions are required. Otherwise, use the FRU and procedure callouts detailed with the SRC to determine service actions.

---

**B181A475****Explanation:**

There was an error when synchronizing files.

**Response:**

If this is a tracking event, no service actions are required. Otherwise, use the FRU and procedure callouts detailed with the SRC to determine service actions.

---

**B181A476****Explanation:**

An error occurred when setting the DIMM change flag.

**Response:**

If this is a tracking event, no service actions are required. Otherwise, use the FRU and procedure callouts detailed with the SRC to determine service actions.

---

**B181A477****Explanation:**

An error occurred when setting the speed attribute before reading a resource ID.

**Response:**

If this is a tracking event, no service actions are required. Otherwise, use the FRU and procedure callouts detailed with the SRC to determine service actions.

---

**B181A478****Explanation:**

An invalid device type was received.

**Response:**

If this is a tracking event, no service actions are required. Otherwise, use the FRU and procedure callouts detailed with the SRC to determine service actions.

---

**B181A479****Explanation:**

The VPD is being recollected.

**Response:**

If this is a tracking event, no service actions are required. Otherwise, use the FRU and procedure callouts detailed with the SRC to determine service actions.

---

**B181A47A****Explanation:**

A synchronization error occurred.

**Response:**

If this is a tracking event, no service actions are required. Otherwise, use the FRU and procedure callouts detailed with the SRC to determine service actions.

---

**B181A47B****Explanation:**

All of the VPD was not collected.

**Response:**

If this is a tracking event, no service actions are required. Otherwise, use the FRU and procedure callouts detailed with the SRC to determine service actions.

---

**B181A47C****Explanation:**

An error occurred when converting a string.

**Response:**

If this is a tracking event, no service actions are required. Otherwise, use the FRU and procedure callouts detailed with the SRC to determine service actions.

---

**B181A47D****Explanation:**

An error occurred when trying to synchronize the service processors (or system controllers).

**Response:**

If this is a tracking event, no service actions are required. Otherwise, use the FRU and procedure callouts detailed with the SRC to determine service actions.

---

**B181A47E****Explanation:**

The system VPD was not collected.

**Response:**

If this is a tracking event, no service actions are required. Otherwise, use the FRU and procedure callouts detailed with the SRC to determine service actions.

---

**B181A47F****Explanation:**

Failed to delete an entry from a table.

**Response:**

If this is a tracking event, no service actions are required. Otherwise, use the FRU and procedure callouts detailed with the SRC to determine service actions.

---

**B181A480****Explanation:**

The processing of a table failed.

**Response:**



If this is a tracking event, no service actions are required. Otherwise, use the FRU and procedure callouts detailed with the SRC to determine service actions.

---

**B181A481****Explanation:**

Failed to load a table.

**Response:**

If this is a tracking event, no service actions are required. Otherwise, use the FRU and procedure callouts detailed with the SRC to determine service actions.

---

**B181A482****Explanation:**

A problem occurred when collecting the system VPD.

**Response:**

If this is a tracking event, no service actions are required. Otherwise, use the FRU and procedure callouts detailed with the SRC to determine service actions.

---

**B181A483****Explanation:**

Unable to create a FRU callout.

**Response:**

If this is a tracking event, no service actions are required. Otherwise, use the FRU and procedure callouts detailed with the SRC to determine service actions.

---

**B181A484****Explanation:**

Verification of the path from the service processor to the VPD card cannot be done because the sibling service processor does not exist.

**Response:**

If this is a tracking event, no service actions are required. Otherwise, use the FRU and procedure callouts detailed with the SRC to determine service actions.

---

**B181A486****Explanation:**

A recalculation failure occurred.

**Response:**

If this is a tracking event, no service actions are required. Otherwise, use the FRU and procedure callouts detailed with the SRC to determine service actions.

---

**B181A487****Explanation:**

Failure in FRUM call to set up iomux for the VPD card.

**Response:**

If this is a tracking event, no service actions are required. Otherwise, use the FRU and procedure callouts detailed with the SRC to determine service actions.

---

**B181A488****Explanation:**

Failure during FRUM waiting on VPD card device.

**Response:**

If this is a tracking event, no service actions are required. Otherwise, use the FRU and procedure callouts detailed with the SRC to determine service actions.

---

**B181A489****Explanation:**

Failure during FRUM waiting on configuration being complete.

**Response:**

If this is a tracking event, no service actions are required. Otherwise, use the FRU and procedure callouts detailed with the SRC to determine service actions.

---

**B181A48A****Explanation:**

Failure during FRUM waiting on gpio devices becoming present.

**Response:**

If this is a tracking event, no service actions are required. Otherwise, use the FRU and procedure callouts detailed with the SRC to determine service actions.

---

**B181A48B****Explanation:**

Failure when starting the background svpd server process.

**Response:**

If this is a tracking event, no service actions are required. Otherwise, use the FRU and procedure callouts detailed with the SRC to determine service actions.

---

**B181A48C****Explanation:**

The svpd server process encountered a problem and has terminated.

**Response:**

If this is a tracking event, no service actions are required. Otherwise, use the FRU and procedure callouts detailed with the SRC to determine service actions.

---

**B181A48D**

**Explanation:**

Failed to obtain the machine ID. It is possible that the system firmware does not support this model.

**Response:**

If this is a tracking event, no service actions are required. Otherwise, use the FRU and procedure callouts detailed with the SRC to determine service actions.

---

**B181A48E****Explanation:**

Vital product data (VPD) validation was successful during a keyword update

**Response:**

If this is a tracking event, no service actions are required. Otherwise, use the FRU and procedure callouts detailed with the SRC to determine service actions.

---

**B181A48F****Explanation:**

Unable to find the IM keyword in the VPD record in this system's VPD card. Reprogram the VPD card with the correct VPD.

**Response:**

If this is a tracking event, no service actions are required. Otherwise, use the FRU and procedure callouts detailed with the SRC to determine service actions.

---

**B181A490****Explanation:**

The VPD was guarded.

**Response:**

If this is a tracking event, no service actions are required. Otherwise, use the FRU and procedure callouts detailed with the SRC to determine service actions.

---

**B181A491****Explanation:**

An untagged entry was found in the RID tree.

**Response:**

If this is a tracking event, no service actions are required. Otherwise, use the FRU and procedure callouts detailed with the SRC to determine service actions.

---

**B181A492****Explanation:**

VPD is not collectible. Recollection of the VPD will be attempted.

**Response:**

If this is a tracking event, no service actions are required. Otherwise, use the FRU and procedure

callouts detailed with the SRC to determine service actions.

---

**B181A493****Explanation:**

A listening failure occurred.

**Response:**

If this is a tracking event, no service actions are required. Otherwise, use the FRU and procedure callouts detailed with the SRC to determine service actions.

---

**B181A494****Explanation:**

A process message was received.

**Response:**

If this is a tracking event, no service actions are required. Otherwise, use the FRU and procedure callouts detailed with the SRC to determine service actions.

---

**B181A495****Explanation:**

A synchronization between the primary and secondary service processors was requested. This operation timed out before it was complete.

**Response:**

If this is a tracking event, no service actions are required. Otherwise, use the FRU and procedure callouts detailed with the SRC to determine service actions.

---

**B181A496****Explanation:**

An error occurred when trying to dynamically rebuild the module VPD table.

**Response:**

If this is a tracking event, no service actions are required. Otherwise, use the FRU and procedure callouts detailed with the SRC to determine service actions.

---

**B181A497****Explanation:**

An error occurred when trying to dynamically rebuild the instance table.

**Response:**

If this is a tracking event, no service actions are required. Otherwise, use the FRU and procedure callouts detailed with the SRC to determine service actions.

---

**B181A498****Explanation:**

An error occurred when setting the vital product data (VPD) state after a code or table check failure on the secondary service processor (or system controller).

**Response:**

If this is a tracking event, no service actions are required. Otherwise, use the FRU and procedure callouts detailed with the SRC to determine service actions.

---

**B181A499**

**Explanation:**

An error occurred when trying to find a record during system vital product data (VPD) collection.

**Response:**

If this is a tracking event, no service actions are required. Otherwise, use the FRU and procedure callouts detailed with the SRC to determine service actions.

---

**B181A49A**

**Explanation:**

Too many devices were in the list.

**Response:**

If this is a tracking event, no service actions are required. Otherwise, use the FRU and procedure callouts detailed with the SRC to determine service actions.

---

**B181A49B**

**Explanation:**

An error was returned by lstat() even though the directory entry should have been valid.

**Response:**

If this is a tracking event, no service actions are required. Otherwise, use the FRU and procedure callouts detailed with the SRC to determine service actions.

---

**B181A49C**

**Explanation:**

Two I2C hub devices are in the list consecutively.

**Response:**

If this is a tracking event, no service actions are required. Otherwise, use the FRU and procedure callouts detailed with the SRC to determine service actions.

---

**B181A49D**

**Explanation:**

No I2C devices were present in the vital product data (VPD) table device string that was received.

**Response:**

If this is a tracking event, no service actions are required. Otherwise, use the FRU and procedure

callouts detailed with the SRC to determine service actions.

---

**B181A49E**

**Explanation:**

An error occurred when trying to dynamically rebuild the HVAT table.

**Response:**

If this is a tracking event, no service actions are required. Otherwise, use the FRU and procedure callouts detailed with the SRC to determine service actions.

---

**B181A49F**

**Explanation:**

An RLCA table of size 0 was read from P1.

**Response:**

If this is a tracking event, no service actions are required. Otherwise, use the FRU and procedure callouts detailed with the SRC to determine service actions.

---

**B181A4A0**

**Explanation:**

An RLCA table of size 0 was read from P1.

**Response:**

If this is a tracking event, no service actions are required. Otherwise, use the FRU and procedure callouts detailed with the SRC to determine service actions.

---

**B181A4A1**

**Explanation:**

An RLCA table of size 0 was read from P1.

**Response:**

If this is a tracking event, no service actions are required. Otherwise, use the FRU and procedure callouts detailed with the SRC to determine service actions.

---

**B181A4A2**

**Explanation:**

There was an error when trying to clear the data synchronization gzip file.

**Response:**

If this is a tracking event, no service actions are required. Otherwise, use the FRU and procedure callouts detailed with the SRC to determine service actions.

---

**B181A4A4**

**Explanation:**

The SCED read for the backup path failed.

**Response:**

If this is a tracking event, no service actions are required. Otherwise, use the FRU and procedure callouts detailed with the SRC to determine service actions.

---

**B181A4A5****Explanation:**

There was an error in converting the string for verification of the secondary service processor.

**Response:**

If this is a tracking event, no service actions are required. Otherwise, use the FRU and procedure callouts detailed with the SRC to determine service actions.

---

**B181A4A6****Explanation:**

There was an error in converting the string for verification of the secondary service processor.

**Response:**

If this is a tracking event, no service actions are required. Otherwise, use the FRU and procedure callouts detailed with the SRC to determine service actions.

---

**B181A4A7****Explanation:**

Unable to find the IM keyword in the VSBP VPD record in the system VPD card. The VPD card must be programmed with VPD which contains this keyword.

**Response:**

If this is a tracking event, no service actions are required. Otherwise, use the FRU and procedure callouts detailed with the SRC to determine service actions.

---

**B181A4A8****Explanation:**

There was an error when synchronizing with the server from the SVPD client side.

**Response:**

If this is a tracking event, no service actions are required. Otherwise, use the FRU and procedure callouts detailed with the SRC to determine service actions.

---

**B181A4AA****Explanation:**

Unable to find the parent CCIN of the resource ID.

**Response:**

If this is a tracking event, no service actions are required. Otherwise, use the FRU and procedure callouts detailed with the SRC to determine service actions.

---

**B181A4AB****Explanation:**

Unable to find a part number for a resource ID.

**Response:**

If this is a tracking event, no service actions are required. Otherwise, use the FRU and procedure callouts detailed with the SRC to determine service actions.

---

**B181A4AC****Explanation:**

Unable to find a serial number for a resource ID.

**Response:**

If this is a tracking event, no service actions are required. Otherwise, use the FRU and procedure callouts detailed with the SRC to determine service actions.

---

**B181A4AD****Explanation:**

Too many entries in this file: it could be the wrong file.

**Response:**

If this is a tracking event, no service actions are required. Otherwise, use the FRU and procedure callouts detailed with the SRC to determine service actions.

---

**B181A4AE****Explanation:**

There was an invalid operation on the VPD formatted for a blade system.

**Response:**

If this is a tracking event, no service actions are required. Otherwise, use the FRU and procedure callouts detailed with the SRC to determine service actions.

---

**B181A4AF****Explanation:**

Configuration on the I2C DP failed.

**Response:**

If this is a tracking event, no service actions are required. Otherwise, use the FRU and procedure callouts detailed with the SRC to determine service actions.

---

**B181A4B0****Explanation:**

Failed to get the node ID from the device address.

**Response:**

If this is a tracking event, no service actions are required. Otherwise, use the FRU and procedure callouts detailed with the SRC to determine service actions.

---

**B181A4B1**

**Explanation:**

Failed to get the device string from the device address.

**Response:**

If this is a tracking event, no service actions are required. Otherwise, use the FRU and procedure callouts detailed with the SRC to determine service actions.

---

**B181A4B2****Explanation:**

Failed to get the device string from the device address.

**Response:**

If this is a tracking event, no service actions are required. Otherwise, use the FRU and procedure callouts detailed with the SRC to determine service actions.

---

**B181A4B7****Explanation:**

An error occurred when reading the file in "util generate file name".

**Response:**

If this is a tracking event, no service actions are required. Otherwise, use the FRU and procedure callouts detailed with the SRC to determine service actions.

---

**B181A4B8****Explanation:**

There was an error returned from tmgt when called from SVPD.

**Response:**

If this is a tracking event, no service actions are required. Otherwise, use the FRU and procedure callouts detailed with the SRC to determine service actions.

---

**B181A4BA****Explanation:**

The VPD card is tagged for concurrent maintenance.

**Response:**

If this is a tracking event, no service actions are required. Otherwise, use the FRU and procedure callouts detailed with the SRC to determine service actions.

---

**B181A4BB****Explanation:**

Unable to obtain the VPD chip resource IDs.

**Response:**

If this is a tracking event, no service actions are required. Otherwise, use the FRU and procedure callouts detailed with the SRC to determine service actions.

---

**B181A4BC****Explanation:**

Failed to read the file from RO/svcpd.

**Response:**

If this is a tracking event, no service actions are required. Otherwise, use the FRU and procedure callouts detailed with the SRC to determine service actions.

---

**B181A4BD****Explanation:**

The processing of the PD table failed.

**Response:**

If this is a tracking event, no service actions are required. Otherwise, use the FRU and procedure callouts detailed with the SRC to determine service actions.

---

**B181A4BE****Explanation:**

"Process and store" on the LED table failed.

**Response:**

If this is a tracking event, no service actions are required. Otherwise, use the FRU and procedure callouts detailed with the SRC to determine service actions.

---

**B181A4C1****Explanation:**

Failed to load tables to p1/svcpd.

**Response:**

If this is a tracking event, no service actions are required. Otherwise, use the FRU and procedure callouts detailed with the SRC to determine service actions.

---

**B181A4C2****Explanation:**

RLCA INIT failed.

**Response:**

If this is a tracking event, no service actions are required. Otherwise, use the FRU and procedure callouts detailed with the SRC to determine service actions.

---

**B181A4C3****Explanation:**

There was an error when setting the IPL speed to slow.

**Response:**

If this is a tracking event, no service actions are required. Otherwise, use the FRU and procedure callouts detailed with the SRC to determine service actions.

---

---

**B181A4C4****Explanation:**

There was an error when setting the IPL speed to fast.

**Response:**

If this is a tracking event, no service actions are required. Otherwise, use the FRU and procedure callouts detailed with the SRC to determine service actions.

---

**B181A4C5****Explanation:**

There was an MDIA error when setting the DIMM change flag.

**Response:**

If this is a tracking event, no service actions are required. Otherwise, use the FRU and procedure callouts detailed with the SRC to determine service actions.

---

**B181A4C6****Explanation:**

An error occurred when getting the RID array while trying to rebuild the RLCA table.

**Response:**

If this is a tracking event, no service actions are required. Otherwise, use the FRU and procedure callouts detailed with the SRC to determine service actions.

---

**B181A4C7****Explanation:**

Failed to read the VPD collection status flag from the RLCA table.

**Response:**

If this is a tracking event, no service actions are required. Otherwise, use the FRU and procedure callouts detailed with the SRC to determine service actions.

---

**B181A4C8****Explanation:**

The VPD data for the resource ID was not found in p1.

**Response:**

If this is a tracking event, no service actions are required. Otherwise, use the FRU and procedure callouts detailed with the SRC to determine service actions.

---

**B181A4C9****Explanation:**

The serial number and feature number data in p1 are zero.

**Response:**

If this is a tracking event, no service actions are required. Otherwise, use the FRU and procedure callouts detailed with the SRC to determine service actions.

---

**B181A4CA****Explanation:**

The VPD read status was set to false in the RLCA: there was no VPD data in p1.

**Response:**

If this is a tracking event, no service actions are required. Otherwise, use the FRU and procedure callouts detailed with the SRC to determine service actions.

---

**B181A4CB****Explanation:**

The VPD data for the resource ID was not found in p1.

**Response:**

If this is a tracking event, no service actions are required. Otherwise, use the FRU and procedure callouts detailed with the SRC to determine service actions.

---

**B181A4CC****Explanation:**

A failure occurred during the renaming of the module VPD file.

**Response:**

If this is a tracking event, no service actions are required. Otherwise, use the FRU and procedure callouts detailed with the SRC to determine service actions.

---

**B181A4CD****Explanation:**

An error occurred when trying to clear the data synchronization gzip file.

**Response:**

If this is a tracking event, no service actions are required. Otherwise, use the FRU and procedure callouts detailed with the SRC to determine service actions.

---

**B181A4CF****Explanation:**

A failure occurred when reading the FN value for the RID.

**Response:**

If this is a tracking event, no service actions are required. Otherwise, use the FRU and procedure callouts detailed with the SRC to determine service actions.

---

**B181A4D0**

**Explanation:**

A failure occurred when reading the serial number value for the RID.

**Response:**

If this is a tracking event, no service actions are required. Otherwise, use the FRU and procedure callouts detailed with the SRC to determine service actions.

---

**B181A4D1****Explanation:**

Failed to add a file to the global synchronization list so that it can be scheduled for deletion on the secondary service processor.

**Response:**

If this is a tracking event, no service actions are required. Otherwise, use the FRU and procedure callouts detailed with the SRC to determine service actions.

---

**B181A4D2****Explanation:**

Failed to add a file to the global synchronization list so that it can be scheduled for synchronization with the secondary service processor.

**Response:**

If this is a tracking event, no service actions are required. Otherwise, use the FRU and procedure callouts detailed with the SRC to determine service actions.

---

**B181A4D3****Explanation:**

The global HVAT table is null, so writing the table to p1 is not possible.

**Response:**

If this is a tracking event, no service actions are required. Otherwise, use the FRU and procedure callouts detailed with the SRC to determine service actions.

---

**B181A4D4****Explanation:**

An error occurred when loading the table from p1.

**Response:**

If this is a tracking event, no service actions are required. Otherwise, use the FRU and procedure callouts detailed with the SRC to determine service actions.

---

**B181A4D5****Explanation:**

The primary device address is null.

**Response:**

If this is a tracking event, no service actions are required. Otherwise, use the FRU and procedure callouts detailed with the SRC to determine service actions.

---

**B181A4D6****Explanation:**

Unable to find the table in p1.

**Response:**

If this is a tracking event, no service actions are required. Otherwise, use the FRU and procedure callouts detailed with the SRC to determine service actions.

---

**B181A4D7****Explanation:**

The p1 table version does not match the NFS or RO/ svpd.

**Response:**

If this is a tracking event, no service actions are required. Otherwise, use the FRU and procedure callouts detailed with the SRC to determine service actions.

---

**B181A4D8****Explanation:**

The redundant device address value is null.

**Response:**

If this is a tracking event, no service actions are required. Otherwise, use the FRU and procedure callouts detailed with the SRC to determine service actions.

---

**B181A4D9****Explanation:**

Failed to rebuild VPD tables.

**Response:**

If this is a tracking event, no service actions are required. Otherwise, use the FRU and procedure callouts detailed with the SRC to determine service actions.

---

**B181A4DA****Explanation:**

There was a mismatch between the machine ID on the primary VPD card and the secondary VPD card. The secondary VPD card will be guarded out and the machine ID on the primary VPD card will be used.

**Response:**

If this is a tracking event, no service actions are required. Otherwise, use the FRU and procedure callouts detailed with the SRC to determine service actions.

---

**B181A4DB**

**Explanation:**

Failed to delete an entry from the RLCA table or its copy.

**Response:**

If this is a tracking event, no service actions are required. Otherwise, use the FRU and procedure callouts detailed with the SRC to determine service actions.

---

**B181A4DC****Explanation:**

Unexpected number of paths to the given VPD resource ID.

**Response:**

The FRU callouts are calculated at the time of the failure. See the error log for the actual replacement strategy.

---

**B181A4DD****Explanation:**

VPD verification (cache vs hardware) failed.

**Response:**

The FRU callouts are calculated at the time of the failure. See the error log for the actual replacement strategy.

---

**B181A4DE****Explanation:**

setenv() failed.

**Response:**

The FRU callouts are calculated at the time of the failure. See the error log for the actual replacement strategy.

---

**B181A4DF****Explanation:**

Could not determine the service processor position.

**Response:**

The FRU callouts are calculated at the time of the failure. See the error log for the actual replacement strategy.

---

**B181A4E0****Explanation:**

A required FRU was not found on the system.

**Response:**

The FRU callouts are calculated at the time of the failure. See the error log for the actual replacement strategy.

---

**B181A4E1****Explanation:**

Invalid sibling state.

**Response:**

The FRU callouts are calculated at the time of the failure. See the error log for the actual replacement strategy.

---

**B181A4E3****Explanation:**

The system VPD was not collected.

**Response:**

If this is a tracking event, no service actions are required. Otherwise, use the FRU and procedure callouts detailed with the SRC to determine service actions.

---

**B181A4E4****Explanation:**

Firmware validation was successful.

**Response:**

If this is a tracking event, no service actions are required. Otherwise, use the FRU and procedure callouts detailed with the SRC to determine service actions.

---

**B181A4E5****Explanation:**

Firmware validation before a firmware installation was not successful.

**Response:**

If this is a tracking event, no service actions are required. Otherwise, use the FRU and procedure callouts detailed with the SRC to determine service actions.

---

**B181A4E6****Explanation:**

Firmware validation after a firmware installation was not successful.

**Response:**

If this is a tracking event, no service actions are required. Otherwise, use the FRU and procedure callouts detailed with the SRC to determine service actions.

---

**B181A4FF****Explanation:**

An invalid command was encountered.

**Response:**

If this is a tracking event, no service actions are required. Otherwise, use the FRU and procedure callouts detailed with the SRC to determine service actions.

---

**B181A601****Explanation:**

Attempting to build a location code, but SVPD indicates that no VPD headers are available. The



resource ID that was to be processed is stored in userdata1.

**Response:**

The FRU callouts are calculated at the time of the failure. See the error log for the actual replacement strategy.

---

**B181A602**

**Explanation:**

Location code for the associated resource ID not found in the VPD header array.

**Response:**

The FRU callouts are calculated at the time of the failure. See the error log for the actual replacement strategy.

---

**B181A603**

**Explanation:**

Location code for the associated resource ID is not NULL terminated.

**Response:**

The FRU callouts are calculated at the time of the failure. See the error log for the actual replacement strategy.

---

**B181A606**

**Explanation:**

Call made to read location code for a resource ID zero. Resource ID of zero is reserved.

**Response:**

The FRU callouts are calculated at the time of the failure. See the error log for the actual replacement strategy.

---

**B181A607**

**Explanation:**

Call made to read location code, but the buffer provided is not large enough to hold a maximum length location code. The provided buffer length is stored in userdat1, the required buffer length is stored in userdat2.

**Response:**

The FRU callouts are calculated at the time of the failure. See the error log for the actual replacement strategy.

---

**B181A608**

**Explanation:**

Location code for the associated resource ID has a length mismatch. The location code string length does not match the length indicated in the VPD header.

**Response:**

The FRU callouts are calculated at the time of the failure. See the error log for the actual replacement strategy.

---

**B181A609**

**Explanation:**

Call made to read location code, but the buffer reference provided was a NULL pointer.

**Response:**

The FRU callouts are calculated at the time of the failure. See the error log for the actual replacement strategy.

---

**B181A60B**

**Explanation:**

Error returned from the SVPD. SRC added to the error returned from SVPD. The SVPD return code is stored in userdata1. The resource ID that was to be processed is stored in userdata2.

**Response:**

The FRU callouts are calculated at the time of the failure. See the error log for the actual replacement strategy.

---

**B181A60C**

**Explanation:**

Error returned from the SVPD. SRC added to the error returned from SVPD. The SVPD return code is stored in userdata1. The resource ID that was to be processed is stored in userdata2. The number of headers expected is stored in userdata3.

**Response:**

The FRU callouts are calculated at the time of the failure. See the error log for the actual replacement strategy.

---

**B181A60D**

**Explanation:**

Call was made to build location codes starting at a specific resource ID in the tree. However when This resource ID was processed an error was returned. SRC added to the error returned from processing the resource ID. The VLOC return code is stored in userdata1. The resource ID that was being processed is stored in userdata2. The number of headers in SVPD is stored in userdata3. The number of these headers present is stored in userdata4. The header array is stored in the user details portion of the error log.

**Response:**

The FRU callouts are calculated at the time of the failure. See the error log for the actual replacement strategy.

---

**B181A61B**

**Explanation:**

Error returned from the SVPD read rlca table. SRC added to the error returned from SVPD.

**Response:**

The FRU callouts are calculated at the time of the failure. See the error log for the actual replacement strategy.

---

**B181A61C****Explanation:**

The rlca searched for a FRU ID of VV which is the starting point of the VPD tree. However, no VV entry was found in the rlca.

**Response:**

The FRU callouts are calculated at the time of the failure. See the error log for the actual replacement strategy.

---

**B181A61D****Explanation:**

A FRU ID VV root was being processed and an error was returned.

**Response:**

The FRU callouts are calculated at the time of the failure. See the error log for the actual replacement strategy.

---

**B181A61E****Explanation:**

An enclosure was being processed by the vloc slca order process routine and an error was returned.

**Response:**

The FRU callouts are calculated at the time of the failure. See the error log for the actual replacement strategy.

---

**B181A700****Explanation:**

An error was encountered while detecting link to primary Local Clock and Control card on a system node.

**Response:**

The FRU callouts are calculated at the time of the failure. See the error log for the actual replacement strategy.

---

**B181A701****Explanation:**

Request to get data for a service LED failed due to a software error.

**Response:**

If this is a tracking event, no service actions are required. Otherwise, use the FRU and procedure callouts detailed with the SRC to determine service actions.

---

**B181A702****Explanation:**

Request to get data for a service LED failed due to a software error.

**Response:**

If this is a tracking event, no service actions are required. Otherwise, use the FRU and procedure callouts detailed with the SRC to determine service actions.

---

**B181A704****Explanation:**

Request to obtain data for a service LED failed due to a software error.

**Response:**

If this is a tracking event, no service actions are required. Otherwise, use the FRU and procedure callouts detailed with the SRC to determine service actions.

---

**B181A705****Explanation:**

Request to get data for a service LED failed due to a software error.

**Response:**

If this is a tracking event, no service actions are required. Otherwise, use the FRU and procedure callouts detailed with the SRC to determine service actions.

---

**B181A707****Explanation:**

Request to turn on, turn off, or blink a service LED failed due to a software error.

**Response:**

If this is a tracking event, no service actions are required. Otherwise, use the FRU and procedure callouts detailed with the SRC to determine service actions.

---

**B181A708****Explanation:**

Request to turn on, turn off, or blink a service LED failed.

**Response:**

If this is a tracking event, no service actions are required. Otherwise, use the FRU and procedure callouts detailed with the SRC to determine service actions.

---

**B181A70D****Explanation:**

Request to turn on, turn off, or blink a service LED failed due to a software error.

**Response:**

If this is a tracking event, no service actions are required. Otherwise, use the FRU and procedure

callouts detailed with the SRC to determine service actions.

---

**B181A710****Explanation:**

Error occurred while locating an enclosure LED for the system.

**Response:**

If this is a tracking event, no service actions are required. Otherwise, use the FRU and procedure callouts detailed with the SRC to determine service actions.

---

**B181A711****Explanation:**

Request to turn on, turn off, or blink a service LED failed due to a software error.

**Response:**

If this is a tracking event, no service actions are required. Otherwise, use the FRU and procedure callouts detailed with the SRC to determine service actions.

---

**B181A713****Explanation:**

Firmware encountered an internal error while changing the state of an LED.

**Response:**

The FRU callouts are calculated at the time of the failure. See the error log for the actual replacement strategy.

---

**B181A716****Explanation:**

Firmware encountered an internal error while changing the state of an LED.

**Response:**

The FRU callouts are calculated at the time of the failure. See the error log for the actual replacement strategy.

---

**B181A717****Explanation:**

Firmware encountered an internal error while changing the state of an LED.

**Response:**

The FRU callouts are calculated at the time of the failure. See the error log for the actual replacement strategy.

---

**B181A718****Explanation:**

Request to turn on, turn off, or blink a service LED failed due to a software error.

**Response:**

If this is a tracking event, no service actions are required. Otherwise, use the FRU and procedure callouts detailed with the SRC to determine service actions.

---

**B181A71A****Explanation:**

Request to turn on, turn off, or blink a service LED failed due to a software error.

**Response:**

If this is a tracking event, no service actions are required. Otherwise, use the FRU and procedure callouts detailed with the SRC to determine service actions.

---

**B181A71B****Explanation:**

Request to turn on, turn off, or blink a service LED failed..

**Response:**

If this is a tracking event, no service actions are required. Otherwise, use the FRU and procedure callouts detailed with the SRC to determine service actions.

---

**B181A71C****Explanation:**

Request to turn on, turn off, or blink a service LED failed.

**Response:**

If this is a tracking event, no service actions are required. Otherwise, use the FRU and procedure callouts detailed with the SRC to determine service actions.

---

**B181A71D****Explanation:**

Request to turn on, turn off, or blink a service LED failed due to a device driver problem.

**Response:**

If this is a tracking event, no service actions are required. Otherwise, use the FRU and procedure callouts detailed with the SRC to determine service actions.

---

**B181A71E****Explanation:**

Firmware encountered an internal error while retrieving LED device access data.

**Response:**

If this is a tracking event, no service actions are required. Otherwise, use the FRU and procedure callouts detailed with the SRC to determine service actions.

---

**B181A71F**

**Explanation:**

Request to turn on, turn off, or blink a service LED failed.

**Response:**

If this is a tracking event, no service actions are required. Otherwise, use the FRU and procedure callouts detailed with the SRC to determine service actions.

---

**B181A720****Explanation:**

Request to turn on, turn off, or blink a service LED failed.

**Response:**

If this is a tracking event, no service actions are required. Otherwise, use the FRU and procedure callouts detailed with the SRC to determine service actions.

---

**B181A721****Explanation:**

Firmware encountered an internal error while changing the state of an LED.

**Response:**

The FRU callouts are calculated at the time of the failure. See the error log for the actual replacement strategy.

---

**B181A722****Explanation:**

Request to turn on, turn off, or blink a service LED failed.

**Response:**

If this is a tracking event, no service actions are required. Otherwise, use the FRU and procedure callouts detailed with the SRC to determine service actions.

---

**B181A723****Explanation:**

Request to turn on, turn off, or blink a service LED failed.

**Response:**

If this is a tracking event, no service actions are required. Otherwise, use the FRU and procedure callouts detailed with the SRC to determine service actions.

---

**B181A724****Explanation:**

Request to turn on, turn off, or blink a service LED failed.

**Response:**

If this is a tracking event, no service actions are required. Otherwise, use the FRU and procedure

callouts detailed with the SRC to determine service actions.

---

**B181A725****Explanation:**

An error occurred during first failure data collection.

**Response:**

If this is a tracking event, no service actions are required. Otherwise, use the FRU and procedure callouts detailed with the SRC to determine service actions.

---

**B181A726****Explanation:**

An error was returned from a function call.

**Response:**

If this is a tracking event, no service actions are required. Otherwise, use the FRU and procedure callouts detailed with the SRC to determine service actions.

---

**B181A727****Explanation:**

A call was made to get LED access data based on the RID, but the call to malloc failed to allocate memory.

**Response:**

If this is a tracking event, no service actions are required. Otherwise, use the FRU and procedure callouts detailed with the SRC to determine service actions.

---

**B181A728****Explanation:**

A call was made to drive an LED to a specific state, but an error was returned.

**Response:**

If this is a tracking event, no service actions are required. Otherwise, use the FRU and procedure callouts detailed with the SRC to determine service actions.

---

**B181A729****Explanation:**

A call was made to drive an LED to a specific state, but an error was returned.

**Response:**

If this is a tracking event, no service actions are required. Otherwise, use the FRU and procedure callouts detailed with the SRC to determine service actions.

---

**B181A72A****Explanation:**

A call was made to drive an LED to a specific state, but an error was returned.

**Response:**

If this is a tracking event, no service actions are required. Otherwise, use the FRU and procedure callouts detailed with the SRC to determine service actions.

---

**B181A72B****Explanation:**

An error was returned from a constructor.

**Response:**

If this is a tracking event, no service actions are required. Otherwise, use the FRU and procedure callouts detailed with the SRC to determine service actions.

---

**B181A72C****Explanation:**

Firmware encountered an internal error while changing the state of an LED.

**Response:**

The FRU callouts are calculated at the time of the failure. See the error log for the actual replacement strategy.

---

**B181A72D****Explanation:**

Firmware encountered an internal error while trying to change the state of a LED

**Response:**

The FRU callouts are calculated at the time of the failure. See the error log for the actual replacement strategy.

---

**B181A72E****Explanation:**

Firmware encountered an internal error while trying to change the state of a LED

**Response:**

If this is a tracking event, no service actions are required. Otherwise, use the FRU and procedure callouts detailed with the SRC to determine service actions.

---

**B181A72F****Explanation:**

Firmware encountered an internal error while trying to change the state of a LED

**Response:**

The FRU callouts are calculated at the time of the failure. See the error log for the actual replacement strategy.

---

**B181A730****Explanation:**

Firmware encountered an internal error while trying to change the state of a LED

**Response:**

The FRU callouts are calculated at the time of the failure. See the error log for the actual replacement strategy.

---

**B181A731****Explanation:**

Firmware encountered an internal error while trying to change the state of a LED

**Response:**

The FRU callouts are calculated at the time of the failure. See the error log for the actual replacement strategy.

---

**B181A732****Explanation:**

Firmware encountered an internal error while changing the state of an LED.

**Response:**

The FRU callouts are calculated at the time of the failure. See the error log for the actual replacement strategy.

---

**B181A734****Explanation:**

Firmware encountered an internal error while retrieving LED device access data.

**Response:**

The FRU callouts are calculated at the time of the failure. See the error log for the actual replacement strategy.

---

**B181A735****Explanation:**

Firmware encountered an internal error while retrieving the LED device access data.

**Response:**

The FRU callouts are calculated at the time of the failure. See the error log for the actual replacement strategy.

---

**B181A736****Explanation:**

Firmware encountered an internal error while retrieving LED device access data.

**Response:**

The FRU callouts are calculated at the time of the failure. See the error log for the actual replacement strategy.

---

**B181A737****Explanation:**

Firmware encountered an internal error while trying to change the state of an LED

**Response:**

The FRU callouts are calculated at the time of the failure. See the error log for the actual replacement strategy.

---

**B181A738**

**Explanation:**

Firmware encountered an internal error while trying to change the state of a LED

**Response:**

The FRU callouts are calculated at the time of the failure. See the error log for the actual replacement strategy.

---

**B181A739**

**Explanation:**

Firmware encountered an internal error while trying to change the state of a LED

**Response:**

The FRU callouts are calculated at the time of the failure. See the error log for the actual replacement strategy.

---

**B181A741**

**Explanation:**

Call was made to get location code from SVPD\_get\_location\_code and it failed

**Response:**

The FRU callouts are calculated at the time of the failure. See the error log for the actual replacement strategy.

---

**B181A742**

**Explanation:**

Policy Value fm System Model is bad

**Response:**

The FRU callouts are calculated at the time of the failure. See the error log for the actual replacement strategy.

---

**B181A743**

**Explanation:**

An error was encountered while detecting link to primary Local Clock and Control card on a system node.

**Response:**

The FRU callouts are calculated at the time of the failure. See the error log for the actual replacement strategy.

---

**B181A744**

**Explanation:**

Firmware encountered an internal error while retrieving 2D3A or 2D3B presence data.

**Response:**

The FRU callouts are calculated at the time of the failure. See the error log for the actual replacement strategy.

---

**B181A801**

**Explanation:**

Firmware Error: Failed to get DB command to connect to database.

**Response:**

The FRU callouts are calculated at the time of the failure. See the error log for the actual replacement strategy.

---

**B181A802**

**Explanation:**

Firmware Error: Failed to get CORBA object reference

**Response:**

The FRU callouts are calculated at the time of the failure. See the error log for the actual replacement strategy.

---

**B181A803**

**Explanation:**

Firmware Error: Data sync between redundant Service Processors failed.

**Response:**

The FRU callouts are calculated at the time of the failure. See the error log for the actual replacement strategy.

---

**B181A805**

**Explanation:**

Database server returned error for executing user's request..

**Response:**

The FRU callouts are calculated at the time of the failure. See the error log for the actual replacement strategy.

---

**B181A806**

**Explanation:**

Firmware Error: Failed to attach to database server

**Response:**

The FRU callouts are calculated at the time of the failure. See the error log for the actual replacement strategy.

---

**B181A807**

**Explanation:**

Firmware Error: Failed to detach connection from DB server

**Response:**

The FRU callouts are calculated at the time of the failure. See the error log for the actual replacement strategy.

---

**B181A808****Explanation:**

Firmware Error: Failed to add CORBA object

**Response:**

The FRU callouts are calculated at the time of the failure. See the error log for the actual replacement strategy.

---

**B181A809****Explanation:**

Firmware Error: Failed to find DB access ID in active connections

**Response:**

The FRU callouts are calculated at the time of the failure. See the error log for the actual replacement strategy.

---

**B181A80A****Explanation:**

Firmware Error: Failed to detach database

**Response:**

The FRU callouts are calculated at the time of the failure. See the error log for the actual replacement strategy.

---

**B181A80B****Explanation:**

Firmware Error: Failed to process prepared DB statement.

**Response:**

If this is a tracking event, no service actions are required. Otherwise, use the FRU and procedure callouts detailed with the SRC to determine service actions.

---

**B181A80C****Explanation:**

Firmware Error: Failed to open database file

**Response:**

The FRU callouts are calculated at the time of the failure. See the error log for the actual replacement strategy.

---

**B181A80E****Explanation:**

Firmware Error: Error querying existing trigger names.

**Response:**

If this is a tracking event, no service actions are required. Otherwise, use the FRU and procedure

callouts detailed with the SRC to determine service actions.

---

**B181A80F****Explanation:**

An internal firmware database error occurred in the service processor firmware.

**Response:**

If this is a tracking event, no service actions are required. Otherwise, use the FRU and procedure callouts detailed with the SRC to determine service actions.

---

**B181A810****Explanation:**

Firmware Error: Failed to bind values to SQL statement

**Response:**

The FRU callouts are calculated at the time of the failure. See the error log for the actual replacement strategy.

---

**B181A811****Explanation:**

Firmware Error: Failure clearing values bound to a SQL statement

**Response:**

The FRU callouts are calculated at the time of the failure. See the error log for the actual replacement strategy.

---

**B181A812****Explanation:**

Firmware Error: Failed to find DB statement ID

**Response:**

The FRU callouts are calculated at the time of the failure. See the error log for the actual replacement strategy.

---

**B181A813****Explanation:**

Firmware Error: Service Processor firmware error.

**Response:**

The FRU callouts are calculated at the time of the failure. See the error log for the actual replacement strategy.

---

**B181A814****Explanation:**

Firmware Error: Failed to prepare DB statement as DB was locked/busy

**Response:**

The FRU callouts are calculated at the time of the failure. See the error log for the actual replacement strategy.

---

**B181A815****Explanation:**

Firmware Error: Invalid input parameter to function.

**Response:**

The FRU callouts are calculated at the time of the failure. See the error log for the actual replacement strategy.

---

**B181A816****Explanation:**

Firmware Error: Failed to set busy timeout to database server

**Response:**

The FRU callouts are calculated at the time of the failure. See the error log for the actual replacement strategy.

---

**B181A817****Explanation:**

Error formatting string from the variable length parameter list. Check primary SRC for more details

**Response:**

The FRU callouts are calculated at the time of the failure. See the error log for the actual replacement strategy.

---

**B181A818****Explanation:**

Firmware Error: Failed to reset database statement

**Response:**

The FRU callouts are calculated at the time of the failure. See the error log for the actual replacement strategy.

---

**B181A819****Explanation:**

Firmware Error: Finalizing pending prepared statement as caller did not do it.

**Response:**

The FRU callouts are calculated at the time of the failure. See the error log for the actual replacement strategy.

---

**B181A81A****Explanation:**

Firmware Error: Failed to detach SQL DB from process

**Response:**

The FRU callouts are calculated at the time of the failure. See the error log for the actual replacement strategy.

---

**B181A81B****Explanation:**

Database server returned error for beginning transaction

**Response:**

The FRU callouts are calculated at the time of the failure. See the error log for the actual replacement strategy.

---

**B181A81C****Explanation:**

Database server returned error for commit transaction

**Response:**

The FRU callouts are calculated at the time of the failure. See the error log for the actual replacement strategy.

---

**B181A81D****Explanation:**

Firmware Error: The remote Service Processor returned an error when trying to sync table data sent from the local Service Processor

**Response:**

The FRU callouts are calculated at the time of the failure. See the error log for the actual replacement strategy.

---

**B181A81E****Explanation:**

Firmware Error: Failed to sync database table between redundant Service Processors

**Response:**

The FRU callouts are calculated at the time of the failure. See the error log for the actual replacement strategy.

---

**B181A821****Explanation:**

Firmware Error: Failed to delete entries from table as a part of syncing data between redundant Service Processors

**Response:**

The FRU callouts are calculated at the time of the failure. See the error log for the actual replacement strategy.

---

**B181A822****Explanation:**

Firmware Error: Failed to sync database table between redundant Service Processors

**Response:**

The FRU callouts are calculated at the time of the failure. See the error log for the actual replacement strategy.

---

**B181A824****Explanation:**



Database returned error for rollback transaction while handling busy timeout error.

**Response:**

The FRU callouts are calculated at the time of the failure. See the error log for the actual replacement strategy.

---

**B181A826**

**Explanation:**

Firmware Error: Could not start database transaction

**Response:**

The FRU callouts are calculated at the time of the failure. See the error log for the actual replacement strategy.

---

**B181A827**

**Explanation:**

Firmware Error: Failed to set DB connection to be used to sync data between redundant Service Processors

**Response:**

The FRU callouts are calculated at the time of the failure. See the error log for the actual replacement strategy.

---

**B181A829**

**Explanation:**

Handle busy timeout error returned error Original busy error will be returned to the caller and this error will be logged.

**Response:**

The FRU callouts are calculated at the time of the failure. See the error log for the actual replacement strategy.

---

**B181A82A**

**Explanation:**

Firmware Error: Error while syncing data between redundant Service Processors: Failed to update columns that are on the primary SP but not on backup SP.

**Response:**

The FRU callouts are calculated at the time of the failure. See the error log for the actual replacement strategy.

---

**B181A82B**

**Explanation:**

Firmware Error: Failed to initialize CORBA connection

**Response:**

The FRU callouts are calculated at the time of the failure. See the error log for the actual replacement strategy.

---

**B181A82C**

**Explanation:**

Firmware Error: Failed to notify subscriber of a DB event

**Response:**

The FRU callouts are calculated at the time of the failure. See the error log for the actual replacement strategy.

---

**B181A82D**

**Explanation:**

Firmware Error: Failed to raise event.

**Response:**

The FRU callouts are calculated at the time of the failure. See the error log for the actual replacement strategy.

---

**B181A82F**

**Explanation:**

Firmware Error: Failed to register virtual table module

**Response:**

The FRU callouts are calculated at the time of the failure. See the error log for the actual replacement strategy.

---

**B181A830**

**Explanation:**

Firmware Error: Database file does not exist

**Response:**

The FRU callouts are calculated at the time of the failure. See the error log for the actual replacement strategy.

---

**B181A831**

**Explanation:**

Firmware Error: Failed to calculate checksum of the default database files or failed to merge data between the default DB files and working DB files.

**Response:**

The FRU callouts are calculated at the time of the failure. See the error log for the actual replacement strategy.

---

**B181A832**

**Explanation:**

Firmware Error: Failed to merge data between master and working databases

**Response:**

The FRU callouts are calculated at the time of the failure. See the error log for the actual replacement strategy.

---

**B181A833**

**Explanation:**

Firmware Error: Failed to create a symbolic link

**Response:**

The FRU callouts are calculated at the time of the failure. See the error log for the actual replacement strategy.

---

**B181A834****Explanation:**

Firmware Error: Failed to copy DB file.

**Response:**

The FRU callouts are calculated at the time of the failure. See the error log for the actual replacement strategy.

---

**B181A835****Explanation:**

Firmware Error: File write failure

**Response:**

The FRU callouts are calculated at the time of the failure. See the error log for the actual replacement strategy.

---

**B181A836****Explanation:**

Firmware Error: File read failure

**Response:**

The FRU callouts are calculated at the time of the failure. See the error log for the actual replacement strategy.

---

**B181A837****Explanation:**

Firmware Error: Failed to read registry to determine Service Processor state. Immediate data sync between redundant service processors may not happen.

**Response:**

The FRU callouts are calculated at the time of the failure. See the error log for the actual replacement strategy.

---

**B181A838****Explanation:**

Firmware Error: Error registering user defined callback function to database engine

**Response:**

The FRU callouts are calculated at the time of the failure. See the error log for the actual replacement strategy.

---

**B181A839****Explanation:**

Firmware Error: Failed to check if database connection is active

**Response:**

The FRU callouts are calculated at the time of the failure. See the error log for the actual replacement strategy.

---

**B181A840****Explanation:**

Firmware Error: Bad database name

**Response:**

The FRU callouts are calculated at the time of the failure. See the error log for the actual replacement strategy.

---

**B181A842****Explanation:**

Firmware Error: The Service Processor code is unable to determine the system type

**Response:**

The FRU callouts are calculated at the time of the failure. See the error log for the actual replacement strategy.

---

**B181A844****Explanation:**

Firmware Error: Failed to create database trigger

**Response:**

The FRU callouts are calculated at the time of the failure. See the error log for the actual replacement strategy.

---

**B181A845****Explanation:**

Firmware Error: Failed to create trigger on DB server.

**Response:**

The FRU callouts are calculated at the time of the failure. See the error log for the actual replacement strategy.

---

**B181A846****Explanation:**

Firmware Error: Failed to run SQL query

**Response:**

The FRU callouts are calculated at the time of the failure. See the error log for the actual replacement strategy.

---

**B181A847****Explanation:**

Firmware Error: Error sending trigger notification from DB server to client

**Response:**

The FRU callouts are calculated at the time of the failure. See the error log for the actual replacement strategy.

---

**B181A848****Explanation:**

Firmware Error: Error registering user defined callback function to database engine

**Response:**

The FRU callouts are calculated at the time of the failure. See the error log for the actual replacement strategy.

---

**B181A849****Explanation:**

Firmware Error: Message size exceeds the threshold size of the message queue

**Response:**

The FRU callouts are calculated at the time of the failure. See the error log for the actual replacement strategy.

---

**B181A84A****Explanation:**

Firmware Error: Failed to read Service Processor role.

**Response:**

The FRU callouts are calculated at the time of the failure. See the error log for the actual replacement strategy.

---

**B181A84B****Explanation:**

Firmware error: Failed to determine if Service Processor redundancy is enabled.

**Response:**

The FRU callouts are calculated at the time of the failure. See the error log for the actual replacement strategy.

---

**B181A84C****Explanation:**

Firmware Error: Failed to determine state of sibling service processor

**Response:**

The FRU callouts are calculated at the time of the failure. See the error log for the actual replacement strategy.

---

**B181A84D****Explanation:**

Firmware Error: Event subscription failed

**Response:**

The FRU callouts are calculated at the time of the failure. See the error log for the actual replacement strategy.

---

**B181A84E****Explanation:**

Firmware Error: Received unexpected event

**Response:**

The FRU callouts are calculated at the time of the failure. See the error log for the actual replacement strategy.

---

**B181A84F****Explanation:**

Firmware Error: Event monitoring failed

**Response:**

The FRU callouts are calculated at the time of the failure. See the error log for the actual replacement strategy.

---

**B181A851****Explanation:**

Firmware Error: We failed to remove old database directory for a factory reset database will not be defaulted to factory settings

**Response:**

The FRU callouts are calculated at the time of the failure. See the error log for the actual replacement strategy.

---

**B181A852****Explanation:**

Firmware Error: Failed to perform database diff.

**Response:**

The FRU callouts are calculated at the time of the failure. See the error log for the actual replacement strategy.

---

**B181A854****Explanation:**

Firmware Error: Semaphore init failure

**Response:**

The FRU callouts are calculated at the time of the failure. See the error log for the actual replacement strategy.

---

**B181A855****Explanation:**

Firmware Error: Object creation error.

**Response:**

The FRU callouts are calculated at the time of the failure. See the error log for the actual replacement strategy.

---

**B181A858****Explanation:**

Firmware Error: Failed to execute SQL.

**Response:**

The FRU callouts are calculated at the time of the failure. See the error log for the actual replacement strategy.

---

**B181A85B****Explanation:**

Firmware Error: Failed to get DB command to connect to database.

**Response:**

The FRU callouts are calculated at the time of the failure. See the error log for the actual replacement strategy.

---

**B181A85C****Explanation:**

Firmware Error: Cannot perform complete DB sync since the sibling service processor is in a bad state or redundancy is not enabled

**Response:**

The FRU callouts are calculated at the time of the failure. See the error log for the actual replacement strategy.

---

**B181A85D****Explanation:**

Firmware Error: Failed to get DB command to connect to database.

**Response:**

The FRU callouts are calculated at the time of the failure. See the error log for the actual replacement strategy.

---

**B181A85E****Explanation:**

Firmware Debug Data

**Response:**

The FRU callouts are calculated at the time of the failure. See the error log for the actual replacement strategy.

---

**B181A85F****Explanation:**

Primary key schema changes are not supported.

**Response:**

The FRU callouts are calculated at the time of the failure. See the error log for the actual replacement strategy.

---

**B181A860****Explanation:**

Firmware Error: Database table not found.

**Response:**

The FRU callouts are calculated at the time of the failure. See the error log for the actual replacement strategy.

---

**B181A861****Explanation:**

Firmware Error: Failed to get DB table info.

**Response:**

The FRU callouts are calculated at the time of the failure. See the error log for the actual replacement strategy.

---

**B181A862****Explanation:**

Database merge performed.

**Response:**

The FRU callouts are calculated at the time of the failure. See the error log for the actual replacement strategy.

---

**B181A863****Explanation:**

Database recovery performed

**Response:**

The FRU callouts are calculated at the time of the failure. See the error log for the actual replacement strategy.

---

**B181A864****Explanation:**

Firmware Error: Failed to compress table data

**Response:**

The FRU callouts are calculated at the time of the failure. See the error log for the actual replacement strategy.

---

**B181A865****Explanation:**

Firmware Error: Failed to decompress table data

**Response:**

The FRU callouts are calculated at the time of the failure. See the error log for the actual replacement strategy.

---

**B181A866****Explanation:**

Firmware Error: Failed to start database backup.

**Response:**

The FRU callouts are calculated at the time of the failure. See the error log for the actual replacement strategy.

---

**B181A867****Explanation:**

Firmware Error: Failed to start database backup.

**Response:**

The FRU callouts are calculated at the time of the failure. See the error log for the actual replacement strategy.

---

**B181A868****Explanation:**

Database file copied.

**Response:**

The FRU callouts are calculated at the time of the failure. See the error log for the actual replacement strategy.

---

**B181B001****Explanation:**

A chip was in an invalid position on the chain.

**Response:**

If this is a tracking event, no service actions are required. Otherwise, use the FRU and procedure callouts detailed with the SRC to determine service actions.

---

**B181B002****Explanation:**

No chips were in the chain.

**Response:**

If this is a tracking event, no service actions are required. Otherwise, use the FRU and procedure callouts detailed with the SRC to determine service actions.

---

**B181B003****Explanation:**

The commands that were added exceeded the chain command size.

**Response:**

If this is a tracking event, no service actions are required. Otherwise, use the FRU and procedure callouts detailed with the SRC to determine service actions.

---

**B181B005****Explanation:**

A chip was not found in the chain.

**Response:**

If this is a tracking event, no service actions are required. Otherwise, use the FRU and procedure callouts detailed with the SRC to determine service actions.

---

**B181B006****Explanation:**

The ring buffer size was not valid.

**Response:**

If this is a tracking event, no service actions are required. Otherwise, use the FRU and procedure callouts detailed with the SRC to determine service actions.

---

**B181B00B****Explanation:**

Failure to release the lock.

**Response:**

If this is a tracking event, no service actions are required. Otherwise, use the FRU and procedure callouts detailed with the SRC to determine service actions.

---

**B181B011****Explanation:**

Failure when getting the facility.

**Response:**

If this is a tracking event, no service actions are required. Otherwise, use the FRU and procedure callouts detailed with the SRC to determine service actions.

---

**B181B012****Explanation:**

An invalid device number was found.

**Response:**

If this is a tracking event, no service actions are required. Otherwise, use the FRU and procedure callouts detailed with the SRC to determine service actions.

---

**B181B019****Explanation:**

An abort was signalled.

**Response:**

If this is a tracking event, no service actions are required. Otherwise, use the FRU and procedure callouts detailed with the SRC to determine service actions.

---

**B181B01B****Explanation:**

Failed to release a lock.

**Response:**

If this is a tracking event, no service actions are required. Otherwise, use the FRU and procedure callouts detailed with the SRC to determine service actions.

---

**B181B01C****Explanation:**

An attempt was made to release a lock that was not held.

**Response:**

If this is a tracking event, no service actions are required. Otherwise, use the FRU and procedure callouts detailed with the SRC to determine service actions.

---

**B181B026****Explanation:**

An invalid command ID was found.

**Response:**

If this is a tracking event, no service actions are required. Otherwise, use the FRU and procedure callouts detailed with the SRC to determine service actions.

---

**B181B027****Explanation:**

The GetSCOM operation never completed.

**Response:**

If this is a tracking event, no service actions are required. Otherwise, use the FRU and procedure callouts detailed with the SRC to determine service actions.

---

**B181B028****Explanation:**

An invalid use was made of the JTAG interface.

**Response:**

If this is a tracking event, no service actions are required. Otherwise, use the FRU and procedure callouts detailed with the SRC to determine service actions.

---

**B181B029****Explanation:**

An invalid use was made of the JTAG interface.

**Response:**

If this is a tracking event, no service actions are required. Otherwise, use the FRU and procedure callouts detailed with the SRC to determine service actions.

---

**B181B02D****Explanation:**

An unmatched cyclic redundancy check (CRC) was found.

**Response:**

If this is a tracking event, no service actions are required. Otherwise, use the FRU and procedure callouts detailed with the SRC to determine service actions.

---

**B181B02E****Explanation:**

A chip detected cyclic redundancy check (CRC) miscompares on scan-in.

**Response:**

If this is a tracking event, no service actions are required. Otherwise, use the FRU and procedure callouts detailed with the SRC to determine service actions.

---

**B181B02F****Explanation:**

SCOM attentions were detected.

**Response:**

If this is a tracking event, no service actions are required. Otherwise, use the FRU and procedure callouts detailed with the SRC to determine service actions.

---

**B181B030****Explanation:**

Bad parity or an invalid command was found.

**Response:**

If this is a tracking event, no service actions are required. Otherwise, use the FRU and procedure callouts detailed with the SRC to determine service actions.

---

**B181B031****Explanation:**

An invalid flush operation code was found.

**Response:**

If this is a tracking event, no service actions are required. Otherwise, use the FRU and procedure callouts detailed with the SRC to determine service actions.

---

**B181B032****Explanation:**

The last bits of the chip status command were not the expected value.

**Response:**

If this is a tracking event, no service actions are required. Otherwise, use the FRU and procedure callouts detailed with the SRC to determine service actions.

---

**B181B033****Explanation:**

An invalid ring selection was found.

**Response:**

If this is a tracking event, no service actions are required. Otherwise, use the FRU and procedure callouts detailed with the SRC to determine service actions.

---

**B181B034****Explanation:**

Failed to turn on a chip clock.

**Response:**

If this is a tracking event, no service actions are required. Otherwise, use the FRU and procedure callouts detailed with the SRC to determine service actions.

---

**B181B035****Explanation:**

Unable to stop the specified chip clock.

**Response:**

If this is a tracking event, no service actions are required. Otherwise, use the FRU and procedure callouts detailed with the SRC to determine service actions.

---

**B181B036****Explanation:**

An invalid function call was made.

**Response:**

If this is a tracking event, no service actions are required. Otherwise, use the FRU and procedure callouts detailed with the SRC to determine service actions.

---

**B181B037****Explanation:**

An invalid function call was made.

**Response:**

If this is a tracking event, no service actions are required. Otherwise, use the FRU and procedure callouts detailed with the SRC to determine service actions.

---

**B181B03E****Explanation:**

A prohibited command was found during an IPL step.

**Response:**

If this is a tracking event, no service actions are required. Otherwise, use the FRU and procedure callouts detailed with the SRC to determine service actions.

---

**B181B03F****Explanation:**

Unable to find a processor node.

**Response:**

If this is a tracking event, no service actions are required. Otherwise, use the FRU and procedure callouts detailed with the SRC to determine service actions.

---

**B181B041****Explanation:**

The chip ID that was scanned did not match the chip ID that was restored.

**Response:**

If this is a tracking event, no service actions are required. Otherwise, use the FRU and procedure callouts detailed with the SRC to determine service actions.

---

**B181B301****Explanation:**

Service Processor Firmware encountered an internal error

**Response:**

The FRU callouts are calculated at the time of the failure. See the error log for the actual replacement strategy.

---

**B181B302****Explanation:**

Service Processor Firmware encountered an internal error

**Response:**

The FRU callouts are calculated at the time of the failure. See the error log for the actual replacement strategy.

---

**B181B303****Explanation:**

Service Processor Firmware encountered an internal error

**Response:**

The FRU callouts are calculated at the time of the failure. See the error log for the actual replacement strategy.

---

**B181B304****Explanation:**

Service Processor Firmware encountered an internal error

**Response:**

The FRU callouts are calculated at the time of the failure. See the error log for the actual replacement strategy.

---

**B181B305****Explanation:**

Service Processor Firmware encountered an internal error

**Response:**

The FRU callouts are calculated at the time of the failure. See the error log for the actual replacement strategy.

---

**B181B306****Explanation:**

Service Processor Firmware encountered an internal error

**Response:**

The FRU callouts are calculated at the time of the failure. See the error log for the actual replacement strategy.

---

**B181B307****Explanation:**

Service Processor Firmware encountered an internal error

**Response:**

The FRU callouts are calculated at the time of the failure. See the error log for the actual replacement strategy.

---

**B181B308**

**Explanation:**

Service Processor Firmware encountered an internal error

**Response:**

The FRU callouts are calculated at the time of the failure. See the error log for the actual replacement strategy.

---

**B181B309**

**Explanation:**

Service Processor Firmware encountered an internal error

**Response:**

The FRU callouts are calculated at the time of the failure. See the error log for the actual replacement strategy.

---

**B181B30A**

**Explanation:**

Service Processor Firmware encountered an internal error

**Response:**

The FRU callouts are calculated at the time of the failure. See the error log for the actual replacement strategy.

---

**B181B30B**

**Explanation:**

Service Processor Firmware encountered an internal error

**Response:**

The FRU callouts are calculated at the time of the failure. See the error log for the actual replacement strategy.

---

**B181B30C**

**Explanation:**

Service Processor Firmware encountered an internal error

**Response:**

The FRU callouts are calculated at the time of the failure. See the error log for the actual replacement strategy.

---

**B181B30D**

**Explanation:**

Service Processor Firmware encountered an internal error

**Response:**

The FRU callouts are calculated at the time of the failure. See the error log for the actual replacement strategy.

---

**B181B30E**

**Explanation:**

Service Processor Firmware encountered an internal error

**Response:**

The FRU callouts are calculated at the time of the failure. See the error log for the actual replacement strategy.

---

**B181B30F**

**Explanation:**

Service Processor Firmware encountered an internal error

**Response:**

The FRU callouts are calculated at the time of the failure. See the error log for the actual replacement strategy.

---

**B181B310**

**Explanation:**

Service Processor Firmware encountered an internal error

**Response:**

The FRU callouts are calculated at the time of the failure. See the error log for the actual replacement strategy.

---

**B181B501**

**Explanation:**

A function was illegally called.

**Response:**

If this is a tracking event, no service actions are required. Otherwise, use the FRU and procedure callouts detailed with the SRC to determine service actions.

---

**B181B503**

**Explanation:**

The tables were asked for information they didn't have.

**Response:**

If this is a tracking event, no service actions are required. Otherwise, use the FRU and procedure callouts detailed with the SRC to determine service actions.

---

**B181B505**

**Explanation:**



An error was encountered while trying to create an object.

**Response:**

If this is a tracking event, no service actions are required. Otherwise, use the FRU and procedure callouts detailed with the SRC to determine service actions.

---

**B181B507**

**Explanation:**

The node ID and domain ID did not describe a unique entry in this table.

**Response:**

If this is a tracking event, no service actions are required. Otherwise, use the FRU and procedure callouts detailed with the SRC to determine service actions.

---

**B181B508**

**Explanation:**

File failure or end-of-file detected while reading the table.

**Response:**

If this is a tracking event, no service actions are required. Otherwise, use the FRU and procedure callouts detailed with the SRC to determine service actions.

---

**B181B509**

**Explanation:**

The end of the table was reached before it was expected.

**Response:**

If this is a tracking event, no service actions are required. Otherwise, use the FRU and procedure callouts detailed with the SRC to determine service actions.

---

**B181B50A**

**Explanation:**

An invalid parameter was passed in or detected from the table.

**Response:**

If this is a tracking event, no service actions are required. Otherwise, use the FRU and procedure callouts detailed with the SRC to determine service actions.

---

**B181B50B**

**Explanation:**

Unable to open the general purpose I/O (GPIO) engine to read the slot ID.

**Response:**

If this is a tracking event, no service actions are required. Otherwise, use the FRU and procedure

callouts detailed with the SRC to determine service actions.

---

**B181B50C**

**Explanation:**

Rule was unable to open, or access, the library that was indicated in the table.

**Response:**

If this is a tracking event, no service actions are required. Otherwise, use the FRU and procedure callouts detailed with the SRC to determine service actions.

---

**B181B50D**

**Explanation:**

A class indicated in the tables has not been found in the shared libraries on this build.

**Response:**

If this is a tracking event, no service actions are required. Otherwise, use the FRU and procedure callouts detailed with the SRC to determine service actions.

---

**B181B50F**

**Explanation:**

An error was error returned from ecmdDataBuffer.

**Response:**

If this is a tracking event, no service actions are required. Otherwise, use the FRU and procedure callouts detailed with the SRC to determine service actions.

---

**B181B510**

**Explanation:**

An unsupported HDCT formatVersion was found.

**Response:**

If this is a tracking event, no service actions are required. Otherwise, use the FRU and procedure callouts detailed with the SRC to determine service actions.

---

**B181B511**

**Explanation:**

There is no record of this card in the configuration of this system: unable to find a resource ID for it.

**Response:**

If this is a tracking event, no service actions are required. Otherwise, use the FRU and procedure callouts detailed with the SRC to determine service actions.

---

**B181B51B**

**Explanation:**

The memory DIMMs in the system are not supported by the system firmware. Check for a newer level of system firmware and apply if available.

**Response:**

If this is a tracking event, no service actions are required. Otherwise, use the FRU and procedure callouts detailed with the SRC to determine service actions.

---

**B181B901**

**Explanation:**

Service Processor Firmware encountered host chip device access failure.

**Response:**

If this is a tracking event, no service actions are required. Otherwise, use the FRU and procedure callouts detailed with the SRC to determine service actions.

---

**B181B902**

**Explanation:**

Service Processor Firmware encountered host chip device access failure

**Response:**

The FRU callouts are calculated at the time of the failure. See the error log for the actual replacement strategy.

---

**B181B903**

**Explanation:**

Service Processor Firmware encountered an internal error

**Response:**

The FRU callouts are calculated at the time of the failure. See the error log for the actual replacement strategy.

---

**B181B904**

**Explanation:**

Service Processor Firmware encountered host chip device access failure.

**Response:**

If this is a tracking event, no service actions are required. Otherwise, use the FRU and procedure callouts detailed with the SRC to determine service actions.

---

**B181B905**

**Explanation:**

Service Processor Firmware encountered host chip device access failure

**Response:**

The FRU callouts are calculated at the time of the failure. See the error log for the actual replacement strategy.

---

**B181B906**

**Explanation:**

Service Processor Firmware encountered host chip device access failure

**Response:**

The FRU callouts are calculated at the time of the failure. See the error log for the actual replacement strategy.

---

**B181B907**

**Explanation:**

Service Processor Firmware encountered host chip device access failure.

**Response:**

If this is a tracking event, no service actions are required. Otherwise, use the FRU and procedure callouts detailed with the SRC to determine service actions.

---

**B181B908**

**Explanation:**

Service Processor Firmware encountered host chip device access failure

**Response:**

The FRU callouts are calculated at the time of the failure. See the error log for the actual replacement strategy.

---

**B181B909**

**Explanation:**

Service Processor Firmware encountered host chip device access failure

**Response:**

The FRU callouts are calculated at the time of the failure. See the error log for the actual replacement strategy.

---

**B181B90A**

**Explanation:**

Service Processor Firmware encountered an internal error

**Response:**

The FRU callouts are calculated at the time of the failure. See the error log for the actual replacement strategy.

---

**B181B90B**

**Explanation:**

Service Processor Firmware encountered an internal error.

**Response:**

If this is a tracking event, no service actions are required. Otherwise, use the FRU and procedure

callouts detailed with the SRC to determine service actions.

---

**B181B90C****Explanation:**

An engine is missing.

**Response:**

If this is a tracking event, no service actions are required. Otherwise, use the FRU and procedure callouts detailed with the SRC to determine service actions.

---

**B181B90F****Explanation:**

Service Processor Firmware encountered host chip device access failure

**Response:**

The FRU callouts are calculated at the time of the failure. See the error log for the actual replacement strategy.

---

**B181B910****Explanation:**

The firmware is unable to collect the FFDC data from the ADAL (access device abstraction layer).

**Response:**

If this is a tracking event, no service actions are required. Otherwise, use the FRU and procedure callouts detailed with the SRC to determine service actions.

---

**B181B911****Explanation:**

The firmware is unable to unlock the FFDC data after collecting it from the ADAL (access device abstraction layer).

**Response:**

If this is a tracking event, no service actions are required. Otherwise, use the FRU and procedure callouts detailed with the SRC to determine service actions.

---

**B181B912****Explanation:**

The firmware is unable to reset the ADAL (access device abstraction layer) after an error condition.

**Response:**

If this is a tracking event, no service actions are required. Otherwise, use the FRU and procedure callouts detailed with the SRC to determine service actions.

---

**B181B913****Explanation:**

The firmware encounters an error when opening an ADAL (access device abstraction layer) to a chip.

**Response:**

If this is a tracking event, no service actions are required. Otherwise, use the FRU and procedure callouts detailed with the SRC to determine service actions.

---

**B181B914****Explanation:**

Service Processor Firmware encountered an internal error.

**Response:**

If this is a tracking event, no service actions are required. Otherwise, use the FRU and procedure callouts detailed with the SRC to determine service actions.

---

**B181B915****Explanation:**

The SCOM device driver is unable to scan the data out from the ID register

**Response:**

If this is a tracking event, no service actions are required. Otherwise, use the FRU and procedure callouts detailed with the SRC to determine service actions.

---

**B181B916****Explanation:**

Service Processor Firmware encountered an internal error.

**Response:**

If this is a tracking event, no service actions are required. Otherwise, use the FRU and procedure callouts detailed with the SRC to determine service actions.

---

**B181B917****Explanation:**

Service Processor Firmware encountered host chip device access failure.

**Response:**

The FRU callouts are calculated at the time of the failure. See the error log for the actual replacement strategy.

---

**B181B918****Explanation:**

Service Processor Firmware encountered host chip device access failure.

**Response:**

If this is a tracking event, no service actions are required. Otherwise, use the FRU and procedure

callouts detailed with the SRC to determine service actions.

---

**B181B919****Explanation:**

Service Processor Firmware encountered host chip device access failure.

**Response:**

If this is a tracking event, no service actions are required. Otherwise, use the FRU and procedure callouts detailed with the SRC to determine service actions.

---

**B181B91A****Explanation:**

Service Processor Firmware encountered host chip device access failure.

**Response:**

If this is a tracking event, no service actions are required. Otherwise, use the FRU and procedure callouts detailed with the SRC to determine service actions.

---

**B181B91B****Explanation:**

Service Processor Firmware encountered host chip device access failure.

**Response:**

If this is a tracking event, no service actions are required. Otherwise, use the FRU and procedure callouts detailed with the SRC to determine service actions.

---

**B181B91C****Explanation:**

Service Processor Firmware encountered an internal error.

**Response:**

If this is a tracking event, no service actions are required. Otherwise, use the FRU and procedure callouts detailed with the SRC to determine service actions.

---

**B181B91D****Explanation:**

Service Processor Firmware encountered host chip device access failure.

**Response:**

If this is a tracking event, no service actions are required. Otherwise, use the FRU and procedure callouts detailed with the SRC to determine service actions.

---

**B181B920****Explanation:**

Service Processor Firmware encountered host chip device access failure

**Response:**

The FRU callouts are calculated at the time of the failure. See the error log for the actual replacement strategy.

---

**B181B921****Explanation:**

The firmware encountered an error when shifting data into a chip as part of a scan operation.

**Response:**

If this is a tracking event, no service actions are required. Otherwise, use the FRU and procedure callouts detailed with the SRC to determine service actions.

---

**B181B922****Explanation:**

Service Processor Firmware encountered host chip device access failure.

**Response:**

If this is a tracking event, no service actions are required. Otherwise, use the FRU and procedure callouts detailed with the SRC to determine service actions.

---

**B181B923****Explanation:**

The firmware encountered an error when shifting data out from the JTAG chain into a memory buffer.

**Response:**

If this is a tracking event, no service actions are required. Otherwise, use the FRU and procedure callouts detailed with the SRC to determine service actions.

---

**B181B924****Explanation:**

Service Processor Firmware encountered host chip device access failure

**Response:**

The FRU callouts are calculated at the time of the failure. See the error log for the actual replacement strategy.

---

**B181B925****Explanation:**

Service Processor Firmware encountered host chip device access failure.

**Response:**

If this is a tracking event, no service actions are required. Otherwise, use the FRU and procedure callouts detailed with the SRC to determine service actions.

---

**B181B926****Explanation:**

The firmware is unable to set the JTAG test access port (TAP) controller to a desired state.

**Response:**

If this is a tracking event, no service actions are required. Otherwise, use the FRU and procedure callouts detailed with the SRC to determine service actions.

---

**B181B927****Explanation:**

The JTAG device driver was unable to write to the scan register.

**Response:**

If this is a tracking event, no service actions are required. Otherwise, use the FRU and procedure callouts detailed with the SRC to determine service actions.

---

**B181B928****Explanation:**

The JTAG device driver is unable to clear the scan register.

**Response:**

If this is a tracking event, no service actions are required. Otherwise, use the FRU and procedure callouts detailed with the SRC to determine service actions.

---

**B181B929****Explanation:**

The JTAG ADAL (access device abstraction layer) failed to perform an SSR (simple scan register) scan.

**Response:**

If this is a tracking event, no service actions are required. Otherwise, use the FRU and procedure callouts detailed with the SRC to determine service actions.

---

**B181B92A****Explanation:**

The JTAG ADAL (access device abstraction layer) failed to perform an STSR (storage scan register) scan.

**Response:**

If this is a tracking event, no service actions are required. Otherwise, use the FRU and procedure callouts detailed with the SRC to determine service actions.

---

**B181B92B****Explanation:**

The JTAG device driver encountered an error when reading one of the registers inside the chip.

**Response:**

If this is a tracking event, no service actions are required. Otherwise, use the FRU and procedure callouts detailed with the SRC to determine service actions.

---

**B181B92C****Explanation:**

The JTAG device driver encountered an error when writing to one of the registers inside the chip.

**Response:**

If this is a tracking event, no service actions are required. Otherwise, use the FRU and procedure callouts detailed with the SRC to determine service actions.

---

**B181B92D****Explanation:**

The firmware was unable to reset the JTAG test access port (TAP) controller.

**Response:**

If this is a tracking event, no service actions are required. Otherwise, use the FRU and procedure callouts detailed with the SRC to determine service actions.

---

**B181B92E****Explanation:**

The JTAG device driver encountered an error when trying to scan the hardware level register out from a chip.

**Response:**

If this is a tracking event, no service actions are required. Otherwise, use the FRU and procedure callouts detailed with the SRC to determine service actions.

---

**B181B92F****Explanation:**

JTAG device driver encountered an error when trying to shift data into or out of a chip.

**Response:**

If this is a tracking event, no service actions are required. Otherwise, use the FRU and procedure callouts detailed with the SRC to determine service actions.

---

**B181B930****Explanation:**

ADAL returned error from the call.

**Response:**

If this is a tracking event, no service actions are required. Otherwise, use the FRU and procedure callouts detailed with the SRC to determine service actions.

---

**B181B940****Explanation:**

The SCOM device driver encountered an error when trying to read the status register of a chip.

**Response:**

If this is a tracking event, no service actions are required. Otherwise, use the FRU and procedure callouts detailed with the SRC to determine service actions.

---

**B181B941****Explanation:**

The firmware encountered an error when trying to read data from a ring inside a chip.

**Response:**

If this is a tracking event, no service actions are required. Otherwise, use the FRU and procedure callouts detailed with the SRC to determine service actions.

---

**B181B942****Explanation:**

The firmware encountered an error when trying to read data from an SCOM register inside a chip.

**Response:**

If this is a tracking event, no service actions are required. Otherwise, use the FRU and procedure callouts detailed with the SRC to determine service actions.

---

**B181B943****Explanation:**

The firmware encountered an error when trying to write data to a ring inside a chip.

**Response:**

If this is a tracking event, no service actions are required. Otherwise, use the FRU and procedure callouts detailed with the SRC to determine service actions.

---

**B181B944****Explanation:**

The firmware encountered an error when trying to write data to an SCOM register inside a chip.

**Response:**

If this is a tracking event, no service actions are required. Otherwise, use the FRU and procedure callouts detailed with the SRC to determine service actions.

---

**B181B945****Explanation:**

The SCOM device driver encountered an error when trying to read a GP (general purpose) register of a chip.

**Response:**

If this is a tracking event, no service actions are required. Otherwise, use the FRU and procedure callouts detailed with the SRC to determine service actions.

---

**B181B946****Explanation:**

The SCOM device driver encountered an error when trying to write to a GP (general purpose) register of a chip.

**Response:**

If this is a tracking event, no service actions are required. Otherwise, use the FRU and procedure callouts detailed with the SRC to determine service actions.

---

**B181B947****Explanation:**

The ADAL failed to send a command to a chip to perform a specified operation.

**Response:**

If this is a tracking event, no service actions are required. Otherwise, use the FRU and procedure callouts detailed with the SRC to determine service actions.

---

**B181B948****Explanation:**

Unable to start a data flushing process on a chip.

**Response:**

If this is a tracking event, no service actions are required. Otherwise, use the FRU and procedure callouts detailed with the SRC to determine service actions.

---

**B181B949****Explanation:**

Unable to stop a data flushing process on a chip.

**Response:**

If this is a tracking event, no service actions are required. Otherwise, use the FRU and procedure callouts detailed with the SRC to determine service actions.

---

**B181B94A****Explanation:**

The SCAN/SCOM device driver encountered an error when trying to read an internal register on a chip.

**Response:**

If this is a tracking event, no service actions are required. Otherwise, use the FRU and procedure callouts detailed with the SRC to determine service actions.

---

**B181B94B**

**Explanation:**

The SCAN/SCOM device driver encountered an error when trying to write to an internal register of a chip.

**Response:**

If this is a tracking event, no service actions are required. Otherwise, use the FRU and procedure callouts detailed with the SRC to determine service actions.

---

**B181B955****Explanation:**

The PSI (processor support interface) device driver encountered an error when reading an SCOM register from the service processor chip.

**Response:**

If this is a tracking event, no service actions are required. Otherwise, use the FRU and procedure callouts detailed with the SRC to determine service actions.

---

**B181B956****Explanation:**

The PSI (processor support interface) device driver encountered an error when writing to an SCOM type register from the service processor chip.

**Response:**

If this is a tracking event, no service actions are required. Otherwise, use the FRU and procedure callouts detailed with the SRC to determine service actions.

---

**B181B957****Explanation:**

The PSI (processor support interface) device driver encountered an error when reading from an SCOM-type register on the service processor chip.

**Response:**

If this is a tracking event, no service actions are required. Otherwise, use the FRU and procedure callouts detailed with the SRC to determine service actions.

---

**B181B958****Explanation:**

The PSI (processor support interface) device driver encountered an error when writing to an elastic interface type register from the service processor chip.

**Response:**

If this is a tracking event, no service actions are required. Otherwise, use the FRU and procedure callouts detailed with the SRC to determine service actions.

---

**B181B959****Explanation:**

There was an ADAL mailbox scratch read error.

**Response:**

If this is a tracking event, no service actions are required. Otherwise, use the FRU and procedure callouts detailed with the SRC to determine service actions.

---

**B181B95A****Explanation:**

A function call failed.

**Response:**

If this is a tracking event, no service actions are required. Otherwise, use the FRU and procedure callouts detailed with the SRC to determine service actions.

---

**B181B961****Explanation:**

The firmware detected an internal problem: it released a JTAG lock that wasn't granted to it.

**Response:**

If this is a tracking event, no service actions are required. Otherwise, use the FRU and procedure callouts detailed with the SRC to determine service actions.

---

**B181B962****Explanation:**

The firmware encountered an internal problem: it can't create a chip status object for a chip.

**Response:**

If this is a tracking event, no service actions are required. Otherwise, use the FRU and procedure callouts detailed with the SRC to determine service actions.

---

**B181B963****Explanation:**

The firmware detected that the value scanned out from the Instruction status register of the chip is invalid.

**Response:**

If this is a tracking event, no service actions are required. Otherwise, use the FRU and procedure callouts detailed with the SRC to determine service actions.

---

**B181B964****Explanation:**

The firmware detected an SCOM attention raised from the specified chip.

**Response:**

If this is a tracking event, no service actions are required. Otherwise, use the FRU and procedure

callouts detailed with the SRC to determine service actions.

---

**B181B965****Explanation:**

The firmware detected a non-SCOM vital error from the specified chip.

**Response:**

If this is a tracking event, no service actions are required. Otherwise, use the FRU and procedure callouts detailed with the SRC to determine service actions.

---

**B181B966****Explanation:**

The firmware detected a CRC miscompare error from the specified chip.

**Response:**

If this is a tracking event, no service actions are required. Otherwise, use the FRU and procedure callouts detailed with the SRC to determine service actions.

---

**B181B967****Explanation:**

The firmware detected either a parity error or an invalid command attention raised from the specified chip.

**Response:**

If this is a tracking event, no service actions are required. Otherwise, use the FRU and procedure callouts detailed with the SRC to determine service actions.

---

**B181B968****Explanation:**

The firmware encountered an internal problem: a request to send an invalid JTAG command to the chip was made.

**Response:**

If this is a tracking event, no service actions are required. Otherwise, use the FRU and procedure callouts detailed with the SRC to determine service actions.

---

**B181B969****Explanation:**

The firmware detected an error in the CRC calculation from the last data scanned out from the chip.

**Response:**

If this is a tracking event, no service actions are required. Otherwise, use the FRU and procedure callouts detailed with the SRC to determine service actions.

---

**B181B96A****Explanation:**

The firmware detected an internal error: a chip doesn't have a valid functional unit or rule facade.

**Response:**

If this is a tracking event, no service actions are required. Otherwise, use the FRU and procedure callouts detailed with the SRC to determine service actions.

---

**B181B96B****Explanation:**

The firmware encountered an error: access to a ring that does not exist in the system data base was requested.

**Response:**

If this is a tracking event, no service actions are required. Otherwise, use the FRU and procedure callouts detailed with the SRC to determine service actions.

---

**B181B96C****Explanation:**

The firmware detected an internal error: access to an invalid GP (general purpose) register was requested.

**Response:**

If this is a tracking event, no service actions are required. Otherwise, use the FRU and procedure callouts detailed with the SRC to determine service actions.

---

**B181B96D****Explanation:**

The firmware encountered an internal problem: a request to send an invalid JTAG command has been sent to the chip.

**Response:**

If this is a tracking event, no service actions are required. Otherwise, use the FRU and procedure callouts detailed with the SRC to determine service actions.

---

**B181B980****Explanation:**

The firmware encountered an internal problem: it can't create a chip status object for a chip.

**Response:**

If this is a tracking event, no service actions are required. Otherwise, use the FRU and procedure callouts detailed with the SRC to determine service actions.

---

**B181B981****Explanation:**



The firmware encountered an internal problem: the number of SCAN and SCOM device strings doesn't agree.

**Response:**

If this is a tracking event, no service actions are required. Otherwise, use the FRU and procedure callouts detailed with the SRC to determine service actions.

---

**B181B982**

**Explanation:**

The firmware has detected an SCOM attention raised from the specified chip.

**Response:**

If this is a tracking event, no service actions are required. Otherwise, use the FRU and procedure callouts detailed with the SRC to determine service actions.

---

**B181B983**

**Explanation:**

The firmware detected a parity attention raised from the specified chip.

**Response:**

If this is a tracking event, no service actions are required. Otherwise, use the FRU and procedure callouts detailed with the SRC to determine service actions.

---

**B181B984**

**Explanation:**

The firmware encountered an internal error: access to an invalid GP (general purpose) register is requested.

**Response:**

If this is a tracking event, no service actions are required. Otherwise, use the FRU and procedure callouts detailed with the SRC to determine service actions.

---

**B181B985**

**Explanation:**

The firmware encountered an internal error doing operations using the ECMD data buffer.

**Response:**

If this is a tracking event, no service actions are required. Otherwise, use the FRU and procedure callouts detailed with the SRC to determine service actions.

---

**B181B986**

**Explanation:**

The firmware encounters an internal problem: the string that specifies the location of a chip is invalid.

**Response:**

If this is a tracking event, no service actions are required. Otherwise, use the FRU and procedure callouts detailed with the SRC to determine service actions.

---

**B181B987**

**Explanation:**

An internal register address was not valid.

**Response:**

If this is a tracking event, no service actions are required. Otherwise, use the FRU and procedure callouts detailed with the SRC to determine service actions.

---

**B181B988**

**Explanation:**

A scan register was not valid.

**Response:**

If this is a tracking event, no service actions are required. Otherwise, use the FRU and procedure callouts detailed with the SRC to determine service actions.

---

**B181B989**

**Explanation:**

An SCOM register was not valid.

**Response:**

If this is a tracking event, no service actions are required. Otherwise, use the FRU and procedure callouts detailed with the SRC to determine service actions.

---

**B181B995**

**Explanation:**

The firmware encountered an internal error: access to an invalid service processor register type is requested.

**Response:**

If this is a tracking event, no service actions are required. Otherwise, use the FRU and procedure callouts detailed with the SRC to determine service actions.

---

**B181B996**

**Explanation:**

The firmware encountered an internal error: access to a PSI (processor support interface) register with an incorrect offset was requested.

**Response:**

If this is a tracking event, no service actions are required. Otherwise, use the FRU and procedure callouts detailed with the SRC to determine service actions.

---

**B181B997**

**Explanation:**

The firmware encountered an internal error: access to an invalid service processor register address is requested.

**Response:**

If this is a tracking event, no service actions are required. Otherwise, use the FRU and procedure callouts detailed with the SRC to determine service actions.

---

**B181B998****Explanation:**

The firmware encountered an internal error: access to an invalid service processor register address was requested.

**Response:**

If this is a tracking event, no service actions are required. Otherwise, use the FRU and procedure callouts detailed with the SRC to determine service actions.

---

**B181B999****Explanation:**

An unsupported operation was attempted.

**Response:**

If this is a tracking event, no service actions are required. Otherwise, use the FRU and procedure callouts detailed with the SRC to determine service actions.

---

**B181B99A****Explanation:**

Calling out the service processor test.

**Response:**

If this is a tracking event, no service actions are required. Otherwise, use the FRU and procedure callouts detailed with the SRC to determine service actions.

---

**B181B9A0****Explanation:**

The same device string appeared more than once in the list returned from FRUM FRU mGetDeviceList().

**Response:**

If this is a tracking event, no service actions are required. Otherwise, use the FRU and procedure callouts detailed with the SRC to determine service actions.

---

**B181B9A1****Explanation:**

The firmware encountered an internal problem: it can't find a chip object that is supposed to be system.

**Response:**

If this is a tracking event, no service actions are required. Otherwise, use the FRU and procedure callouts detailed with the SRC to determine service actions.

---

**B181B9A2****Explanation:**

The system has issued an abort request while a chip is being scanned.

**Response:**

If this is a tracking event, no service actions are required. Otherwise, use the FRU and procedure callouts detailed with the SRC to determine service actions.

---

**B181B9A3****Explanation:**

The virtual power on (VPO) GetSCOM operation never finished.

**Response:**

If this is a tracking event, no service actions are required. Otherwise, use the FRU and procedure callouts detailed with the SRC to determine service actions.

---

**B181B9A4****Explanation:**

An illegal call to getChipIds for hyperboot mode was made with a hyperboot registry key that was not enabled.

**Response:**

If this is a tracking event, no service actions are required. Otherwise, use the FRU and procedure callouts detailed with the SRC to determine service actions.

---

**B181B9B0****Explanation:**

The firmware encountered an internal error: a chip command is sent in to the wrong type of chips.

**Response:**

If this is a tracking event, no service actions are required. Otherwise, use the FRU and procedure callouts detailed with the SRC to determine service actions.

---

**B181B9B1****Explanation:**

The ivJtagEnginePtr pointer is NULL.

**Response:**

If this is a tracking event, no service actions are required. Otherwise, use the FRU and procedure callouts detailed with the SRC to determine service actions.

---

**B181B9B2**

**Explanation:**

The scan error type was invalid.

**Response:**

If this is a tracking event, no service actions are required. Otherwise, use the FRU and procedure callouts detailed with the SRC to determine service actions.

---

**B181B9B4****Explanation:**

The firmware encountered an internal problem: a request to send an invalid JTAG command ID has been sent to the LDC chip.

**Response:**

If this is a tracking event, no service actions are required. Otherwise, use the FRU and procedure callouts detailed with the SRC to determine service actions.

---

**B181B9B5****Explanation:**

The firmware encountered an internal problem: it can't create a chip status object for a chip.

**Response:**

If this is a tracking event, no service actions are required. Otherwise, use the FRU and procedure callouts detailed with the SRC to determine service actions.

---

**B181B9B6****Explanation:**

The ivFspEnginePtr pointer is NULL.

**Response:**

If this is a tracking event, no service actions are required. Otherwise, use the FRU and procedure callouts detailed with the SRC to determine service actions.

---

**B181B9B7****Explanation:**

Failed to initialize a chip status object.

**Response:**

If this is a tracking event, no service actions are required. Otherwise, use the FRU and procedure callouts detailed with the SRC to determine service actions.

---

**B181B9C0****Explanation:**

The firmware encountered an internal error: the position of a chip in a JTAG chain is invalid.

**Response:**

If this is a tracking event, no service actions are required. Otherwise, use the FRU and procedure

callouts detailed with the SRC to determine service actions.

---

**B181B9C2****Explanation:**

The firmware encountered an internal error: the number of commands sent into the chips (in a chain) exceeds the storage buffer size.

**Response:**

If this is a tracking event, no service actions are required. Otherwise, use the FRU and procedure callouts detailed with the SRC to determine service actions.

---

**B181B9C4****Explanation:**

The firmware encountered an internal error: it can't locate a chip that is supposed to be on specified JTAG chain.

**Response:**

If this is a tracking event, no service actions are required. Otherwise, use the FRU and procedure callouts detailed with the SRC to determine service actions.

---

**B181B9C5****Explanation:**

The firmware encountered an internal error: the size of the data buffer that was provided is not large enough to hold the data scanned out from the chip.

**Response:**

If this is a tracking event, no service actions are required. Otherwise, use the FRU and procedure callouts detailed with the SRC to determine service actions.

---

**B181B9C7****Explanation:**

The verification of the JTAG chains in the system failed.

**Response:**

If this is a tracking event, no service actions are required. Otherwise, use the FRU and procedure callouts detailed with the SRC to determine service actions.

---

**B181B9CB****Explanation:**

An unsupported scan type was found.

**Response:**

If this is a tracking event, no service actions are required. Otherwise, use the FRU and procedure callouts detailed with the SRC to determine service actions.

---

**B181B9D0**

**Explanation:**

The general purpose (GP) register number was not valid.

**Response:**

If this is a tracking event, no service actions are required. Otherwise, use the FRU and procedure callouts detailed with the SRC to determine service actions.

---

**B181B9D1****Explanation:**

An error was detected.

**Response:**

If this is a tracking event, no service actions are required. Otherwise, use the FRU and procedure callouts detailed with the SRC to determine service actions.

---

**B181B9D2****Explanation:**

A chip checkstop was detected.

**Response:**

If this is a tracking event, no service actions are required. Otherwise, use the FRU and procedure callouts detailed with the SRC to determine service actions.

---

**B181B9D8****Explanation:**

A P7 PCB PIB time out occurred.

**Response:**

If this is a tracking event, no service actions are required. Otherwise, use the FRU and procedure callouts detailed with the SRC to determine service actions.

---

**B181BA02****Explanation:**

There was an error reading the Service Processor registry

**Response:**

The FRU callouts are calculated at the time of the failure. See the error log for the actual replacement strategy.

---

**B181BA04****Explanation:**

Service Processor Firmware encountered an internal error

**Response:**

The FRU callouts are calculated at the time of the failure. See the error log for the actual replacement strategy.

---

**B181BA05****Explanation:**

Service Processor Firmware encountered an internal error

**Response:**

The FRU callouts are calculated at the time of the failure. See the error log for the actual replacement strategy.

---

**B181BA06****Explanation:**

Service Processor Firmware encountered an internal error

**Response:**

The FRU callouts are calculated at the time of the failure. See the error log for the actual replacement strategy.

---

**B181BA07****Explanation:**

Service Processor Firmware encountered a critical error which will cause it to reboot. Look for other serviceable errors.

**Response:**

The FRU callouts are calculated at the time of the failure. See the error log for the actual replacement strategy.

---

**B181BA08****Explanation:**

Service Processor Firmware encountered an internal error

**Response:**

The FRU callouts are calculated at the time of the failure. See the error log for the actual replacement strategy.

---

**B181BA09****Explanation:**

Service Processor Firmware encountered an internal error

**Response:**

The FRU callouts are calculated at the time of the failure. See the error log for the actual replacement strategy.

---

**B181BA0A****Explanation:**

Service Processor Firmware encountered an internal error

**Response:**

The FRU callouts are calculated at the time of the failure. See the error log for the actual replacement strategy.

---

**B181BA0B**

**Explanation:**

Service Processor Firmware encountered an internal error

**Response:**

The FRU callouts are calculated at the time of the failure. See the error log for the actual replacement strategy.

---

**B181BA0C****Explanation:**

Service Processor Firmware encountered an internal error

**Response:**

The FRU callouts are calculated at the time of the failure. See the error log for the actual replacement strategy.

---

**B181BA0D****Explanation:**

Service Processor Firmware encountered an internal error

**Response:**

The FRU callouts are calculated at the time of the failure. See the error log for the actual replacement strategy.

---

**B181BA0E****Explanation:**

Service Processor Firmware encountered an internal error

**Response:**

The FRU callouts are calculated at the time of the failure. See the error log for the actual replacement strategy.

---

**B181BA0F****Explanation:**

Service Processor Firmware encountered an internal error

**Response:**

The FRU callouts are calculated at the time of the failure. See the error log for the actual replacement strategy.

---

**B181BA12****Explanation:**

Service Processor Firmware encountered an internal error

**Response:**

The FRU callouts are calculated at the time of the failure. See the error log for the actual replacement strategy.

---

**B181BA13****Explanation:**

Service Processor Firmware encountered an internal error

**Response:**

The FRU callouts are calculated at the time of the failure. See the error log for the actual replacement strategy.

---

**B181BA14****Explanation:**

Service Processor Firmware encountered an internal error

**Response:**

The FRU callouts are calculated at the time of the failure. See the error log for the actual replacement strategy.

---

**B181BA18****Explanation:**

Service Processor Firmware did not find a valid communication link to the host

**Response:**

The FRU callouts are calculated at the time of the failure. See the error log for the actual replacement strategy.

---

**B181BA19****Explanation:**

Service Processor Firmware could not detect any nodes present on the system

**Response:**

The FRU callouts are calculated at the time of the failure. See the error log for the actual replacement strategy.

---

**B181BA1A****Explanation:**

Service Processor Firmware encountered error while reading hardware vital product data.

**Response:**

The FRU callouts are calculated at the time of the failure. See the error log for the actual replacement strategy.

---

**B181BA1B****Explanation:**

Service Processor Firmware encountered an internal error

**Response:**

The FRU callouts are calculated at the time of the failure. See the error log for the actual replacement strategy.

---

**B181BA1C****Explanation:**

Service Processor Firmware encountered an internal error

**Response:**

The FRU callouts are calculated at the time of the failure. See the error log for the actual replacement strategy.

---

**B181BA1D**

**Explanation:**

Service Processor Firmware detected an invalid Logical Memory Block configuration

**Response:**

The FRU callouts are calculated at the time of the failure. See the error log for the actual replacement strategy.

---

**B181BA1E**

**Explanation:**

Service Processor Firmware encountered an internal error

**Response:**

The FRU callouts are calculated at the time of the failure. See the error log for the actual replacement strategy.

---

**B181BA1F**

**Explanation:**

Service Processor Firmware encountered an internal error

**Response:**

The FRU callouts are calculated at the time of the failure. See the error log for the actual replacement strategy.

---

**B181BA20**

**Explanation:**

Service Processor Firmware encountered an internal error

**Response:**

The FRU callouts are calculated at the time of the failure. See the error log for the actual replacement strategy.

---

**B181BA21**

**Explanation:**

Service Processor Firmware encountered an internal error

**Response:**

The FRU callouts are calculated at the time of the failure. See the error log for the actual replacement strategy.

---

**B181BA22**

**Explanation:**

Service Processor failed to boot Host

**Response:**

The FRU callouts are calculated at the time of the failure. See the error log for the actual replacement strategy.

---

**B181BA23**

**Explanation:**

Service Processor Firmware encountered an internal error

**Response:**

The FRU callouts are calculated at the time of the failure. See the error log for the actual replacement strategy.

---

**B181BA24**

**Explanation:**

Service Processor Firmware encountered an internal error

**Response:**

The FRU callouts are calculated at the time of the failure. See the error log for the actual replacement strategy.

---

**B181BA25**

**Explanation:**

Service Processor Firmware encountered an internal error

**Response:**

The FRU callouts are calculated at the time of the failure. See the error log for the actual replacement strategy.

---

**B181BA26**

**Explanation:**

Service Processor Firmware couldn't detect any functional master processor required to boot the host

**Response:**

The FRU callouts are calculated at the time of the failure. See the error log for the actual replacement strategy.

---

**B181BA27**

**Explanation:**

Service Processor Firmware encountered an internal error

**Response:**

The FRU callouts are calculated at the time of the failure. See the error log for the actual replacement strategy.

---

**B181BA28**

**Explanation:**

Service Processor failed to boot Host

**Response:**

The FRU callouts are calculated at the time of the failure. See the error log for the actual replacement strategy.

---

**B181BA29****Explanation:**

Service Processor Firmware encountered an internal error

**Response:**

The FRU callouts are calculated at the time of the failure. See the error log for the actual replacement strategy.

---

**B181BA2A****Explanation:**

Service Processor Firmware encountered an internal error

**Response:**

The FRU callouts are calculated at the time of the failure. See the error log for the actual replacement strategy.

---

**B181BA2B****Explanation:**

Service Processor Firmware encountered an internal error

**Response:**

The FRU callouts are calculated at the time of the failure. See the error log for the actual replacement strategy.

---

**B181BA2C****Explanation:**

Service Processor Firmware encountered an internal error

**Response:**

The FRU callouts are calculated at the time of the failure. See the error log for the actual replacement strategy.

---

**B181BA2D****Explanation:**

Service Processor Firmware encountered an internal error

**Response:**

The FRU callouts are calculated at the time of the failure. See the error log for the actual replacement strategy.

---

**B181BA2E****Explanation:**

Service Processor Firmware encountered an internal error

**Response:**

The FRU callouts are calculated at the time of the failure. See the error log for the actual replacement strategy.

---

**B181BA2F****Explanation:**

Service Processor Firmware encountered an internal error

**Response:**

The FRU callouts are calculated at the time of the failure. See the error log for the actual replacement strategy.

---

**B181BA30****Explanation:**

Service Processor Firmware encountered an internal error

**Response:**

The FRU callouts are calculated at the time of the failure. See the error log for the actual replacement strategy.

---

**B181BA31****Explanation:**

Service Processor Firmware encountered an internal error

**Response:**

The FRU callouts are calculated at the time of the failure. See the error log for the actual replacement strategy.

---

**B181BA32****Explanation:**

Service Processor Firmware encountered an internal error

**Response:**

The FRU callouts are calculated at the time of the failure. See the error log for the actual replacement strategy.

---

**B181BA34****Explanation:**

Service Processor Firmware encountered an internal error

**Response:**

The FRU callouts are calculated at the time of the failure. See the error log for the actual replacement strategy.

---

**B181BA35****Explanation:**

Service Processor Firmware encountered an internal error

**Response:**

The FRU callouts are calculated at the time of the failure. See the error log for the actual replacement strategy.

---

**B181BA36****Explanation:**

Service Processor Firmware encountered an internal error.

**Response:**

The FRU callouts are calculated at the time of the failure. See the error log for the actual replacement strategy.

---

**B181BA37****Explanation:**

Service Processor Firmware encountered an internal error

**Response:**

The FRU callouts are calculated at the time of the failure. See the error log for the actual replacement strategy.

---

**B181BA38****Explanation:**

Service Processor Firmware encountered an internal error

**Response:**

The FRU callouts are calculated at the time of the failure. See the error log for the actual replacement strategy.

---

**B181BA39****Explanation:**

Service Processor Firmware encountered an internal error

**Response:**

The FRU callouts are calculated at the time of the failure. See the error log for the actual replacement strategy.

---

**B181BA3B****Explanation:**

Service Processor Firmware encountered an internal error that impacts the Field Core Override settings

**Response:**

The FRU callouts are calculated at the time of the failure. See the error log for the actual replacement strategy.

---

**B181BA3C****Explanation:**

Host terminated current boot attempt due to a critical error

**Response:**

The FRU callouts are calculated at the time of the failure. See the error log for the actual replacement strategy.

---

**B181BA3D****Explanation:**

Service Processor Firmware encountered an internal error

**Response:**

The FRU callouts are calculated at the time of the failure. See the error log for the actual replacement strategy.

---

**B181BA3E****Explanation:**

Service Processor Firmware encountered an internal error

**Response:**

The FRU callouts are calculated at the time of the failure. See the error log for the actual replacement strategy.

---

**B181BA40****Explanation:**

Host terminated current boot attempt due to a critical error

**Response:**

The FRU callouts are calculated at the time of the failure. See the error log for the actual replacement strategy.

---

**B181BA41****Explanation:**

Service Processor Firmware encountered an internal error

**Response:**

The FRU callouts are calculated at the time of the failure. See the error log for the actual replacement strategy.

---

**B181BA44****Explanation:**

Host failed to boot because there was a problem configuring Time Of Day on the Host processors.

**Response:**

The FRU callouts are calculated at the time of the failure. See the error log for the actual replacement strategy.

---

**B181BA45****Explanation:**

Service Processor Firmware encountered an internal error

**Response:**



The FRU callouts are calculated at the time of the failure. See the error log for the actual replacement strategy.

---

**B181BA46****Explanation:**

Service Processor Firmware encountered an internal error

**Response:**

The FRU callouts are calculated at the time of the failure. See the error log for the actual replacement strategy.

---

**B181BA47****Explanation:**

Host failed to boot because there was a problem configuring Time Of Day on the Host processors.

**Response:**

The FRU callouts are calculated at the time of the failure. See the error log for the actual replacement strategy.

---

**B181BA48****Explanation:**

Service Processor Firmware encountered an internal error

**Response:**

The FRU callouts are calculated at the time of the failure. See the error log for the actual replacement strategy.

---

**B181BA49****Explanation:**

Host failed to boot because there was a problem configuring Time Of Day on the Host processors

**Response:**

The FRU callouts are calculated at the time of the failure. See the error log for the actual replacement strategy.

---

**B181BA4A****Explanation:**

Service Processor Firmware encountered an internal error

**Response:**

The FRU callouts are calculated at the time of the failure. See the error log for the actual replacement strategy.

---

**B181BA4B****Explanation:**

Host failed to boot because there was a problem configuring Time Of Day on the Host processors

**Response:**

The FRU callouts are calculated at the time of the failure. See the error log for the actual replacement strategy.

---

**B181BA4C****Explanation:**

Service Processor Firmware encountered error while reading hardware vital product data

**Response:**

The FRU callouts are calculated at the time of the failure. See the error log for the actual replacement strategy.

---

**B181BA4D****Explanation:**

Service Processor Firmware encountered error while reading hardware vital product data

**Response:**

The FRU callouts are calculated at the time of the failure. See the error log for the actual replacement strategy.

---

**B181BA4E****Explanation:**

Service Processor Firmware lost communication with the host

**Response:**

The FRU callouts are calculated at the time of the failure. See the error log for the actual replacement strategy.

---

**B181BA4F****Explanation:**

Service Processor Firmware encountered an internal error

**Response:**

The FRU callouts are calculated at the time of the failure. See the error log for the actual replacement strategy.

---

**B181BA50****Explanation:**

Service Processor Firmware encountered an internal error

**Response:**

The FRU callouts are calculated at the time of the failure. See the error log for the actual replacement strategy.

---

**B181BA51****Explanation:**

Service Processor Firmware encountered an internal error

**Response:**

The FRU callouts are calculated at the time of the failure. See the error log for the actual replacement strategy.

---

**B181BA52****Explanation:**

Service Processor Firmware encountered an internal error

**Response:**

The FRU callouts are calculated at the time of the failure. See the error log for the actual replacement strategy.

---

**B181BA53****Explanation:**

Service Processor Firmware encountered an internal error.

**Response:**

If this is a tracking event, no service actions are required. Otherwise, use the FRU and procedure callouts detailed with the SRC to determine service actions.

---

**B181BA54****Explanation:**

Service Processor Firmware encountered an internal error

**Response:**

The FRU callouts are calculated at the time of the failure. See the error log for the actual replacement strategy.

---

**B181BA55****Explanation:**

Service Processor Firmware encountered an internal error

**Response:**

The FRU callouts are calculated at the time of the failure. See the error log for the actual replacement strategy.

---

**B181BA57****Explanation:**

Service Processor Firmware encountered an internal error

**Response:**

The FRU callouts are calculated at the time of the failure. See the error log for the actual replacement strategy.

---

**B181BA58****Explanation:**

Service Processor Firmware detected an invalid Logical Memory Block configuration

**Response:**

The FRU callouts are calculated at the time of the failure. See the error log for the actual replacement strategy.

---

**B181BA5A****Explanation:**

Host failed to boot because there was a problem configuring Time Of Day on the Host processors

**Response:**

The FRU callouts are calculated at the time of the failure. See the error log for the actual replacement strategy.

---

**B181BA5B****Explanation:**

Host failed to boot because there was a problem configuring Time Of Day on the Host processors

**Response:**

The FRU callouts are calculated at the time of the failure. See the error log for the actual replacement strategy.

---

**B181BA5C****Explanation:**

Service Processor Firmware encountered an internal error

**Response:**

The FRU callouts are calculated at the time of the failure. See the error log for the actual replacement strategy.

---

**B181BA5D****Explanation:**

Service Processor Firmware encountered an internal error

**Response:**

The FRU callouts are calculated at the time of the failure. See the error log for the actual replacement strategy.

---

**B181BA5E****Explanation:**

Service Processor Firmware encountered an internal error

**Response:**

The FRU callouts are calculated at the time of the failure. See the error log for the actual replacement strategy.

---

**B181BA5F****Explanation:**

Service Processor Firmware encountered an internal error

**Response:**

The FRU callouts are calculated at the time of the failure. See the error log for the actual replacement strategy.

---

**B181BA60****Explanation:**

Service Processor Firmware encountered an internal error

**Response:**

The FRU callouts are calculated at the time of the failure. See the error log for the actual replacement strategy.

---

**B181BA61****Explanation:**

Service Processor Firmware encountered an internal error

**Response:**

The FRU callouts are calculated at the time of the failure. See the error log for the actual replacement strategy.

---

**B181BA62****Explanation:**

Service Processor Firmware encountered an internal error

**Response:**

The FRU callouts are calculated at the time of the failure. See the error log for the actual replacement strategy.

---

**B181BA63****Explanation:**

Service Processor Firmware encountered an internal error

**Response:**

The FRU callouts are calculated at the time of the failure. See the error log for the actual replacement strategy.

---

**B181BA64****Explanation:**

Service Processor Firmware encountered an internal error

**Response:**

The FRU callouts are calculated at the time of the failure. See the error log for the actual replacement strategy.

---

**B181BA66****Explanation:**

Service Processor failed to boot Host

**Response:**

The FRU callouts are calculated at the time of the failure. See the error log for the actual replacement strategy.

---

**B181BA67****Explanation:**

Service Processor Firmware encountered an internal error.

**Response:**

The FRU callouts are calculated at the time of the failure. See the error log for the actual replacement strategy.

---

**B181BA68****Explanation:**

Service Processor Firmware encountered an internal error

**Response:**

The FRU callouts are calculated at the time of the failure. See the error log for the actual replacement strategy.

---

**B181BA69****Explanation:**

Service Processor Firmware encountered an internal error

**Response:**

The FRU callouts are calculated at the time of the failure. See the error log for the actual replacement strategy.

---

**B181BA6A****Explanation:**

Service Processor Firmware encountered an internal error

**Response:**

The FRU callouts are calculated at the time of the failure. See the error log for the actual replacement strategy.

---

**B181BA6B****Explanation:**

Service Processor Firmware encountered an internal error

**Response:**

The FRU callouts are calculated at the time of the failure. See the error log for the actual replacement strategy.

---

**B181BA6C****Explanation:**

Host failed to boot because there was a problem configuring Time Of Day on the Host processors

**Response:**

The FRU callouts are calculated at the time of the failure. See the error log for the actual replacement strategy.

---

**B181BA6D****Explanation:**

Service Processor Firmware encountered an internal error

**Response:**

The FRU callouts are calculated at the time of the failure. See the error log for the actual replacement strategy.

---

**B181BA70****Explanation:**

Service Processor Firmware encountered error while reading hardware vital product data

**Response:**

The FRU callouts are calculated at the time of the failure. See the error log for the actual replacement strategy.

---

**B181BA71****Explanation:**

Service Processor Firmware encountered an internal error

**Response:**

The FRU callouts are calculated at the time of the failure. See the error log for the actual replacement strategy.

---

**B181BA72****Explanation:**

Service Processor Firmware encountered an internal error

**Response:**

The FRU callouts are calculated at the time of the failure. See the error log for the actual replacement strategy.

---

**B181BA73****Explanation:**

Service Processor Firmware encountered an internal error

**Response:**

The FRU callouts are calculated at the time of the failure. See the error log for the actual replacement strategy.

---

**B181BA74****Explanation:**

Service Processor Firmware encountered an internal error

**Response:**

The FRU callouts are calculated at the time of the failure. See the error log for the actual replacement strategy.

---

**B181BA75****Explanation:**

Service Processor Firmware encountered host chip device access failure

**Response:**

The FRU callouts are calculated at the time of the failure. See the error log for the actual replacement strategy.

---

**B181BA76****Explanation:**

Service Processor Firmware encountered host chip device access failure

**Response:**

The FRU callouts are calculated at the time of the failure. See the error log for the actual replacement strategy.

---

**B181BA77****Explanation:**

Service Processor Firmware encountered an internal error

**Response:**

The FRU callouts are calculated at the time of the failure. See the error log for the actual replacement strategy.

---

**B181BA78****Explanation:**

Service Processor Firmware encountered an internal error

**Response:**

The FRU callouts are calculated at the time of the failure. See the error log for the actual replacement strategy.

---

**B181BA79****Explanation:**

Service Processor Firmware encountered an internal error

**Response:**

The FRU callouts are calculated at the time of the failure. See the error log for the actual replacement strategy.

---

**B181BA7A****Explanation:**

Service Processor Firmware encountered an internal error

**Response:**

The FRU callouts are calculated at the time of the failure. See the error log for the actual replacement strategy.

---

**B181BA7B****Explanation:**

Service Processor Firmware encountered an internal error

**Response:**

The FRU callouts are calculated at the time of the failure. See the error log for the actual replacement strategy.

---

**B181BA7C****Explanation:**

Service Processor Firmware encountered an internal error

**Response:**

The FRU callouts are calculated at the time of the failure. See the error log for the actual replacement strategy.

---

**B181BA7D****Explanation:**

Service Processor Firmware encountered an internal error

**Response:**

The FRU callouts are calculated at the time of the failure. See the error log for the actual replacement strategy.

---

**B181BA7E****Explanation:**

Service Processor failed to boot Host

**Response:**

The FRU callouts are calculated at the time of the failure. See the error log for the actual replacement strategy.

---

**B181BA80****Explanation:**

2-Node High Perf config detected

**Response:**

The FRU callouts are calculated at the time of the failure. See the error log for the actual replacement strategy.

---

**B181BA81****Explanation:**

Service Processor Firmware encountered an internal error

**Response:**

The FRU callouts are calculated at the time of the failure. See the error log for the actual replacement strategy.

---

**B181BA82****Explanation:**

Service Processor Firmware detected that hypervisor is not running

**Response:**

The FRU callouts are calculated at the time of the failure. See the error log for the actual replacement strategy.

---

**B181BA83****Explanation:**

Service Processor Firmware encountered an internal error

**Response:**

The FRU callouts are calculated at the time of the failure. See the error log for the actual replacement strategy.

---

**B181BA84****Explanation:**

Service Processor Firmware encountered an internal error

**Response:**

The FRU callouts are calculated at the time of the failure. See the error log for the actual replacement strategy.

---

**B181BA85****Explanation:**

Service Processor Firmware encountered an internal error

**Response:**

The FRU callouts are calculated at the time of the failure. See the error log for the actual replacement strategy.

---

**B181BA86****Explanation:**

Service Processor Firmware encountered an internal error

**Response:**

The FRU callouts are calculated at the time of the failure. See the error log for the actual replacement strategy.

---

**B181BA88****Explanation:**

Service Processor Firmware encountered an internal error

**Response:**

The FRU callouts are calculated at the time of the failure. See the error log for the actual replacement strategy.

---

**B181BA89****Explanation:**

Service Processor Firmware encountered an internal error

**Response:**

The FRU callouts are calculated at the time of the failure. See the error log for the actual replacement strategy.

---

**B181BA8A****Explanation:**

Service Processor Firmware encountered an internal error

**Response:**

The FRU callouts are calculated at the time of the failure. See the error log for the actual replacement strategy.

---

**B181BA8B****Explanation:**

Service Processor Firmware encountered an internal error

**Response:**

The FRU callouts are calculated at the time of the failure. See the error log for the actual replacement strategy.

---

**B181BA8C****Explanation:**

Service Processor Firmware encountered an internal error

**Response:**

The FRU callouts are calculated at the time of the failure. See the error log for the actual replacement strategy.

---

**B181BA8D****Explanation:**

Service Processor Firmware encountered an internal error

**Response:**

The FRU callouts are calculated at the time of the failure. See the error log for the actual replacement strategy.

---

**B181BA8E****Explanation:**

Service Processor Firmware encountered an internal error

**Response:**

The FRU callouts are calculated at the time of the failure. See the error log for the actual replacement strategy.

---

**B181BA8F****Explanation:**

Service Processor Firmware encountered an internal error

**Response:**

The FRU callouts are calculated at the time of the failure. See the error log for the actual replacement strategy.

---

**B181BA90****Explanation:**

Service Processor Firmware encountered error while reading hardware vital product data

**Response:**

The FRU callouts are calculated at the time of the failure. See the error log for the actual replacement strategy.

---

**B181BA91****Explanation:**

Service Processor Firmware detected unrecognized hardware

**Response:**

The FRU callouts are calculated at the time of the failure. See the error log for the actual replacement strategy.

---

**B181BA92****Explanation:**

Service Processor Firmware detected unrecognized hardware

**Response:**

The FRU callouts are calculated at the time of the failure. See the error log for the actual replacement strategy.

---

**B181BA93****Explanation:**

Service Processor Firmware detected unrecognized hardware

**Response:**

The FRU callouts are calculated at the time of the failure. See the error log for the actual replacement strategy.

---

**B181BA94****Explanation:**

Service Processor Firmware encountered an internal error

**Response:**

The FRU callouts are calculated at the time of the failure. See the error log for the actual replacement strategy.

---

**B181BA95****Explanation:**

Service Processor Firmware found that mandatory FRU(s) are not installed

**Response:**

The FRU callouts are calculated at the time of the failure. See the error log for the actual replacement strategy.

---

**B181BA96****Explanation:**

Service Processor Firmware encountered an internal error

**Response:**

The FRU callouts are calculated at the time of the failure. See the error log for the actual replacement strategy.

---

**B181BA97****Explanation:**

Service Processor Firmware encountered an internal error

**Response:**

The FRU callouts are calculated at the time of the failure. See the error log for the actual replacement strategy.

---

**B181BA98****Explanation:**

Service Processor Firmware encountered an internal error

**Response:**

The FRU callouts are calculated at the time of the failure. See the error log for the actual replacement strategy.

---

**B181BA99****Explanation:**

Service Processor Firmware encountered an internal error

**Response:**

The FRU callouts are calculated at the time of the failure. See the error log for the actual replacement strategy.

---

**B181BA9A****Explanation:**

Service Processor Firmware encountered an internal error

**Response:**

The FRU callouts are calculated at the time of the failure. See the error log for the actual replacement strategy.

---

---

**B181BA9C****Explanation:**

Service Processor Firmware encountered an internal error

**Response:**

The FRU callouts are calculated at the time of the failure. See the error log for the actual replacement strategy.

---

**B181BA9D****Explanation:**

Service Processor Firmware encountered an internal error

**Response:**

The FRU callouts are calculated at the time of the failure. See the error log for the actual replacement strategy.

---

**B181BA9E****Explanation:**

Service Processor Firmware encountered an internal error

**Response:**

The FRU callouts are calculated at the time of the failure. See the error log for the actual replacement strategy.

---

**B181BA9F****Explanation:**

Service Processor Firmware encountered an internal error

**Response:**

The FRU callouts are calculated at the time of the failure. See the error log for the actual replacement strategy.

---

**B181BAA0****Explanation:**

Service Processor Firmware encountered an internal error

**Response:**

The FRU callouts are calculated at the time of the failure. See the error log for the actual replacement strategy.

---

**B181BAA1****Explanation:**

Service Processor Firmware encountered an internal error

**Response:**

The FRU callouts are calculated at the time of the failure. See the error log for the actual replacement strategy.

---

---

**B181BAA2****Explanation:**

Service Processor Firmware encountered an internal error

**Response:**

The FRU callouts are calculated at the time of the failure. See the error log for the actual replacement strategy.

---

**B181BAA3****Explanation:**

Service Processor Firmware encountered an internal error

**Response:**

The FRU callouts are calculated at the time of the failure. See the error log for the actual replacement strategy.

---

**B181BAA4****Explanation:**

Service Processor Firmware encountered an internal error

**Response:**

The FRU callouts are calculated at the time of the failure. See the error log for the actual replacement strategy.

---

**B181BAA6****Explanation:**

Service Processor Firmware encountered an internal error

**Response:**

The FRU callouts are calculated at the time of the failure. See the error log for the actual replacement strategy.

---

**B181BAA7****Explanation:**

Service Processor Firmware encountered an internal error.

**Response:**

The FRU callouts are calculated at the time of the failure. See the error log for the actual replacement strategy.

---

**B181BAA8****Explanation:**

Service Processor failed to boot Host

**Response:**

The FRU callouts are calculated at the time of the failure. See the error log for the actual replacement strategy.

---

**B181BAA9****Explanation:**

Service Processor Firmware encountered an internal error

**Response:**

The FRU callouts are calculated at the time of the failure. See the error log for the actual replacement strategy.

---

**B181BAAA****Explanation:**

The redundant Service Processor was asked to boot the host

**Response:**

The FRU callouts are calculated at the time of the failure. See the error log for the actual replacement strategy.

---

**B181BAAB****Explanation:**

Service Processor Firmware lost communication with the host

**Response:**

The FRU callouts are calculated at the time of the failure. See the error log for the actual replacement strategy.

---

**B181BAAC****Explanation:**

Service Processor Firmware encountered an internal error

**Response:**

The FRU callouts are calculated at the time of the failure. See the error log for the actual replacement strategy.

---

**B181BAAD****Explanation:**

Service Processor Firmware encountered an internal error.

**Response:**

The FRU callouts are calculated at the time of the failure. See the error log for the actual replacement strategy.

---

**B181BAAE****Explanation:**

Service Processor Firmware encountered an internal error

**Response:**

The FRU callouts are calculated at the time of the failure. See the error log for the actual replacement strategy.

---

**B181BAB0****Explanation:**



Service Processor Firmware encountered an internal error

**Response:**

The FRU callouts are calculated at the time of the failure. See the error log for the actual replacement strategy.

---

**B181BAB1**

**Explanation:**

Service Processor Firmware encountered an internal error

**Response:**

The FRU callouts are calculated at the time of the failure. See the error log for the actual replacement strategy.

---

**B181BAB2**

**Explanation:**

Service Processor Firmware encountered an internal error

**Response:**

The FRU callouts are calculated at the time of the failure. See the error log for the actual replacement strategy.

---

**B181BAB3**

**Explanation:**

Service Processor Firmware encountered an internal error

**Response:**

The FRU callouts are calculated at the time of the failure. See the error log for the actual replacement strategy.

---

**B181BAB4**

**Explanation:**

Service Processor Firmware encountered an internal error

**Response:**

The FRU callouts are calculated at the time of the failure. See the error log for the actual replacement strategy.

---

**B181BAB5**

**Explanation:**

Service Processor Firmware could not detect any nodes present on the system

**Response:**

The FRU callouts are calculated at the time of the failure. See the error log for the actual replacement strategy.

---

**B181BAB6**

**Explanation:**

Service Processor Firmware encountered an internal error

**Response:**

The FRU callouts are calculated at the time of the failure. See the error log for the actual replacement strategy.

---

**B181BAB7**

**Explanation:**

Service Processor Firmware encountered an internal error

**Response:**

The FRU callouts are calculated at the time of the failure. See the error log for the actual replacement strategy.

---

**B181BAB8**

**Explanation:**

Service Processor Firmware will fail the boot as an abort request was received

**Response:**

The FRU callouts are calculated at the time of the failure. See the error log for the actual replacement strategy.

---

**B181BAB9**

**Explanation:**

Service Processor Firmware will fail the boot as an abort request was received

**Response:**

The FRU callouts are calculated at the time of the failure. See the error log for the actual replacement strategy.

---

**B181BABA**

**Explanation:**

Service Processor Firmware encountered an internal error

**Response:**

The FRU callouts are calculated at the time of the failure. See the error log for the actual replacement strategy.

---

**B181BABB**

**Explanation:**

Host failed to boot because there was a problem configuring Time Of Day on the Host processors.

**Response:**

The FRU callouts are calculated at the time of the failure. See the error log for the actual replacement strategy.

---

**B181BABC**

**Explanation:**

There was a problem in configuring Time Of Day on the Host processor.

**Response:**

The FRU callouts are calculated at the time of the failure. See the error log for the actual replacement strategy.

---

**B181BABD**

**Explanation:**

There was a problem in configuring Time Of Day on the Host processor.

**Response:**

The FRU callouts are calculated at the time of the failure. See the error log for the actual replacement strategy.

---

**B181BABE**

**Explanation:**

Firmware failed to determine the clock status as a result some of the callouts added via subsequent error logs might not be correct.

**Response:**

The FRU callouts are calculated at the time of the failure. See the error log for the actual replacement strategy.

---

**B181BAC0**

**Explanation:**

Service Processor Firmware encountered an internal error

**Response:**

The FRU callouts are calculated at the time of the failure. See the error log for the actual replacement strategy.

---

**B181BAC1**

**Explanation:**

Service Processor Firmware encountered an internal error

**Response:**

The FRU callouts are calculated at the time of the failure. See the error log for the actual replacement strategy.

---

**B181BAC2**

**Explanation:**

Service Processor Firmware encountered an internal error.

**Response:**

The FRU callouts are calculated at the time of the failure. See the error log for the actual replacement strategy.

---

**B181BAC3**

**Explanation:**

Service Processor Firmware encountered an internal error

**Response:**

The FRU callouts are calculated at the time of the failure. See the error log for the actual replacement strategy.

---

**B181BAC4**

**Explanation:**

Service Processor Firmware encountered an internal error

**Response:**

The FRU callouts are calculated at the time of the failure. See the error log for the actual replacement strategy.

---

**B181BAC5**

**Explanation:**

Service Processor Firmware encountered an internal error

**Response:**

The FRU callouts are calculated at the time of the failure. See the error log for the actual replacement strategy.

---

**B181BAC6**

**Explanation:**

Service Processor Firmware encountered an internal error

**Response:**

The FRU callouts are calculated at the time of the failure. See the error log for the actual replacement strategy.

---

**B181BAC7**

**Explanation:**

Service Processor Firmware encountered error while updating hardware vital product data.

**Response:**

The FRU callouts are calculated at the time of the failure. See the error log for the actual replacement strategy.

---

**B181BAC8**

**Explanation:**

Service Processor Firmware encountered an internal error

**Response:**

The FRU callouts are calculated at the time of the failure. See the error log for the actual replacement strategy.

---

**B181BAC9**

**Explanation:**

Service Processor Firmware encountered an internal error

**Response:**

The FRU callouts are calculated at the time of the failure. See the error log for the actual replacement strategy.

---

**B181BACA**

**Explanation:**

Service Processor Firmware encountered an internal error

**Response:**

The FRU callouts are calculated at the time of the failure. See the error log for the actual replacement strategy.

---

**B181BACB**

**Explanation:**

Service Processor Firmware encountered an internal error

**Response:**

The FRU callouts are calculated at the time of the failure. See the error log for the actual replacement strategy.

---

**B181BACC**

**Explanation:**

Service Processor Firmware encountered an internal error

**Response:**

The FRU callouts are calculated at the time of the failure. See the error log for the actual replacement strategy.

---

**B181BACD**

**Explanation:**

Service Processor Firmware encountered an internal error

**Response:**

The FRU callouts are calculated at the time of the failure. See the error log for the actual replacement strategy.

---

**B181BACE**

**Explanation:**

Service Processor Firmware encountered an internal error

**Response:**

The FRU callouts are calculated at the time of the failure. See the error log for the actual replacement strategy.

---

**B181BACF**

**Explanation:**

Service Processor Firmware encountered an internal error

**Response:**

The FRU callouts are calculated at the time of the failure. See the error log for the actual replacement strategy.

---

**B181BADO**

**Explanation:**

Service Processor Firmware encountered an internal error

**Response:**

The FRU callouts are calculated at the time of the failure. See the error log for the actual replacement strategy.

---

**B181BAD1**

**Explanation:**

Service Processor Firmware encountered an internal error

**Response:**

The FRU callouts are calculated at the time of the failure. See the error log for the actual replacement strategy.

---

**B181BAD2**

**Explanation:**

Service Processor Firmware encountered an internal error

**Response:**

The FRU callouts are calculated at the time of the failure. See the error log for the actual replacement strategy.

---

**B181BAD3**

**Explanation:**

Service Processor Firmware encountered an internal error

**Response:**

The FRU callouts are calculated at the time of the failure. See the error log for the actual replacement strategy.

---

**B181BAD4**

**Explanation:**

Service Processor Firmware encountered mixing of different Types of DIMMs on One Node

**Response:**

The FRU callouts are calculated at the time of the failure. See the error log for the actual replacement strategy.

---

**B181BAD5**

**Explanation:**

Service Processor Firmware encountered an internal error Possible Causes: Spd keyword passed is not supported here

**Response:**

The FRU callouts are calculated at the time of the failure. See the error log for the actual replacement strategy.

---

**B181BAD7**

**Explanation:**

Service Processor Firmware encountered an internal error

**Response:**

The FRU callouts are calculated at the time of the failure. See the error log for the actual replacement strategy.

---

**B181BAD8**

**Explanation:**

Service Processor Firmware encountered an internal error

**Response:**

The FRU callouts are calculated at the time of the failure. See the error log for the actual replacement strategy.

---

**B181BAD9**

**Explanation:**

Service Processor Firmware encountered an internal error

**Response:**

The FRU callouts are calculated at the time of the failure. See the error log for the actual replacement strategy.

---

**B181BADA**

**Explanation:**

Service Processor Firmware encountered an internal error

**Response:**

The FRU callouts are calculated at the time of the failure. See the error log for the actual replacement strategy.

---

**B181BADB**

**Explanation:**

Service Processor Firmware encountered an internal error

**Response:**

The FRU callouts are calculated at the time of the failure. See the error log for the actual replacement strategy.

---

**B181BADC**

**Explanation:**

Service Processor Firmware encountered an internal error

**Response:**

The FRU callouts are calculated at the time of the failure. See the error log for the actual replacement strategy.

---

**B181BADD**

**Explanation:**

Service Processor Firmware encountered an internal error

**Response:**

The FRU callouts are calculated at the time of the failure. See the error log for the actual replacement strategy.

---

**B181BADE**

**Explanation:**

Service Processor Firmware encountered an internal error

**Response:**

The FRU callouts are calculated at the time of the failure. See the error log for the actual replacement strategy.

---

**B181BADF**

**Explanation:**

This level firmware does not support detected level of hardware

**Response:**

The FRU callouts are calculated at the time of the failure. See the error log for the actual replacement strategy.

---

**B181BAE0**

**Explanation:**

This level firmware does not support detected level of hardware

**Response:**

The FRU callouts are calculated at the time of the failure. See the error log for the actual replacement strategy.

---

**B181BAE1**

**Explanation:**

Service Processor Firmware encountered an internal error

**Response:**

The FRU callouts are calculated at the time of the failure. See the error log for the actual replacement strategy.

---

**B181BAE2**

**Explanation:**

Service Processor Firmware encountered an internal error

**Response:**

The FRU callouts are calculated at the time of the failure. See the error log for the actual replacement strategy.

---

**B181BAE3**

**Explanation:**

Service Processor Firmware encountered a critical error and the System will terminate .

**Response:**

The FRU callouts are calculated at the time of the failure. See the error log for the actual replacement strategy.

---

**B181BAE4**

**Explanation:**

Service Processor Firmware encountered an internal error

**Response:**

The FRU callouts are calculated at the time of the failure. See the error log for the actual replacement strategy.

---

**B181BAE5**

**Explanation:**

Service Processor Firmware encountered an internal error

**Response:**

The FRU callouts are calculated at the time of the failure. See the error log for the actual replacement strategy.

---

**B181BAE6**

**Explanation:**

Service Processor Firmware encountered an internal error

**Response:**

The FRU callouts are calculated at the time of the failure. See the error log for the actual replacement strategy.

---

**B181BAE7**

**Explanation:**

Service Processor Firmware encountered an internal error

**Response:**

The FRU callouts are calculated at the time of the failure. See the error log for the actual replacement strategy.

---

**B181BAE8**

**Explanation:**

Service Processor Firmware encountered an internal error

**Response:**

The FRU callouts are calculated at the time of the failure. See the error log for the actual replacement strategy.

---

**B181BAE9**

**Explanation:**

Service Processor Firmware encountered an internal error

**Response:**

The FRU callouts are calculated at the time of the failure. See the error log for the actual replacement strategy.

---

**B181BAEA**

**Explanation:**

Service Processor Firmware encountered an internal error

**Response:**

The FRU callouts are calculated at the time of the failure. See the error log for the actual replacement strategy.

---

**B181BAF0**

**Explanation:**

Service Processor Firmware encountered an internal error

**Response:**

The FRU callouts are calculated at the time of the failure. See the error log for the actual replacement strategy.

---

**B181BAF1**

**Explanation:**

Service Processor Firmware detected a power disturbance

**Response:**

The FRU callouts are calculated at the time of the failure. See the error log for the actual replacement strategy.

---

**B181BAF2**

**Explanation:**

Service Processor Firmware detected a power disturbance

**Response:**

The FRU callouts are calculated at the time of the failure. See the error log for the actual replacement strategy.

---

**B181BAF4**

**Explanation:**

Service Processor Firmware encountered an internal error

**Response:**

The FRU callouts are calculated at the time of the failure. See the error log for the actual replacement strategy.

---

**B181BAF5**

**Explanation:**

Hardware error was encountered because of clock failure.

**Response:**

The FRU callouts are calculated at the time of the failure. See the error log for the actual replacement strategy.

---

**B181BAF7**

**Explanation:**

Service Processor Firmware encountered an internal error

**Response:**

The FRU callouts are calculated at the time of the failure. See the error log for the actual replacement strategy.

---

**B181BC01**

**Explanation:**

Service Processor Firmware encountered an internal error

**Response:**

The FRU callouts are calculated at the time of the failure. See the error log for the actual replacement strategy.

---

**B181BC02**

**Explanation:**

Service Processor Firmware encountered an internal error

**Response:**

The FRU callouts are calculated at the time of the failure. See the error log for the actual replacement strategy.

---

**B181BC03**

**Explanation:**

Service Processor Firmware encountered an internal error

**Response:**

The FRU callouts are calculated at the time of the failure. See the error log for the actual replacement strategy.

---

**B181BC04**

**Explanation:**

Service Processor Firmware encountered an internal error

**Response:**

The FRU callouts are calculated at the time of the failure. See the error log for the actual replacement strategy.

---

**B181BC05**

**Explanation:**

Service Processor Firmware encountered an internal error

**Response:**

The FRU callouts are calculated at the time of the failure. See the error log for the actual replacement strategy.

---

**B181BC07**

**Explanation:**

Service Processor Firmware encountered an internal error

**Response:**

The FRU callouts are calculated at the time of the failure. See the error log for the actual replacement strategy.

---

**B181BC09**

**Explanation:**

Service Processor Firmware encountered an internal error

**Response:**

The FRU callouts are calculated at the time of the failure. See the error log for the actual replacement strategy.

---

**B181BC0A**

**Explanation:**

Service Processor Firmware encountered an internal error

**Response:**

The FRU callouts are calculated at the time of the failure. See the error log for the actual replacement strategy.

---

**B181BC0C**

**Explanation:**

Service Processor Firmware encountered an internal error

**Response:**

The FRU callouts are calculated at the time of the failure. See the error log for the actual replacement strategy.

---

**B181BC0F**

**Explanation:**

Service Processor Firmware encountered an internal error

**Response:**

The FRU callouts are calculated at the time of the failure. See the error log for the actual replacement strategy.

---

**B181BC12**

**Explanation:**

Service Processor Firmware encountered an internal error

**Response:**

The FRU callouts are calculated at the time of the failure. See the error log for the actual replacement strategy.

---

**B181BC13**

**Explanation:**

Service Processor Firmware encountered an internal error

**Response:**

The FRU callouts are calculated at the time of the failure. See the error log for the actual replacement strategy.

---

**B181BC14**

**Explanation:**

Service Processor Firmware encountered an internal error

**Response:**

The FRU callouts are calculated at the time of the failure. See the error log for the actual replacement strategy.

---

**B181BC15**

**Explanation:**

Service Processor Firmware encountered error while reading hardware vital product data

**Response:**

The FRU callouts are calculated at the time of the failure. See the error log for the actual replacement strategy.

---

**B181BE01**

**Explanation:**

Service Processor Firmware encountered an internal error

**Response:**

The FRU callouts are calculated at the time of the failure. See the error log for the actual replacement strategy.

---

**B181BE02**

**Explanation:**

Service Processor Firmware encountered an internal error

**Response:**

The FRU callouts are calculated at the time of the failure. See the error log for the actual replacement strategy.

---

**B181BE03**

**Explanation:**

Service Processor Firmware encountered an internal error

**Response:**

The FRU callouts are calculated at the time of the failure. See the error log for the actual replacement strategy.

---

**B181BE04**

**Explanation:**

Service Processor Firmware encountered an internal error

**Response:**

The FRU callouts are calculated at the time of the failure. See the error log for the actual replacement strategy.

---

**B181BE05**

**Explanation:**

Service Processor Firmware encountered an internal error

**Response:**

The FRU callouts are calculated at the time of the failure. See the error log for the actual replacement strategy.

---

**B181BE06**

**Explanation:**

Service Processor Firmware encountered an internal error

**Response:**

The FRU callouts are calculated at the time of the failure. See the error log for the actual replacement strategy.

---

**B181BE07**

**Explanation:**

Service Processor Firmware encountered an internal error

**Response:**

The FRU callouts are calculated at the time of the failure. See the error log for the actual replacement strategy.

---

**B181BE08**

**Explanation:**

Service Processor Firmware encountered an internal error

**Response:**

The FRU callouts are calculated at the time of the failure. See the error log for the actual replacement strategy.

---

**B181BE0B**

**Explanation:**

Service Processor Firmware encountered an internal error

**Response:**

The FRU callouts are calculated at the time of the failure. See the error log for the actual replacement strategy.

---

**B181BE0C**

**Explanation:**

Service Processor Firmware encountered an internal error

**Response:**

The FRU callouts are calculated at the time of the failure. See the error log for the actual replacement strategy.

---

**B181BE0D**

**Explanation:**

Service Processor Firmware encountered an internal error

**Response:**

The FRU callouts are calculated at the time of the failure. See the error log for the actual replacement strategy.

---

**B181BE0F**

**Explanation:**

Service Processor Firmware encountered an internal error

**Response:**

The FRU callouts are calculated at the time of the failure. See the error log for the actual replacement strategy.

---

**B181BE10**

**Explanation:**

Service Processor Firmware encountered an internal error.

**Response:**

The FRU callouts are calculated at the time of the failure. See the error log for the actual replacement strategy.

---

**B181BE11**

**Explanation:**

Service Processor Firmware encountered an internal error

**Response:**

The FRU callouts are calculated at the time of the failure. See the error log for the actual replacement strategy.

---

**B181BE12**

**Explanation:**

Service Processor Firmware encountered an internal error

**Response:**

The FRU callouts are calculated at the time of the failure. See the error log for the actual replacement strategy.

---

**B181BE13**

**Explanation:**

Service Processor Firmware encountered an internal error

**Response:**

The FRU callouts are calculated at the time of the failure. See the error log for the actual replacement strategy.

---

**B181BE14**

**Explanation:**

Service Processor Firmware encountered an internal error

**Response:**

The FRU callouts are calculated at the time of the failure. See the error log for the actual replacement strategy.

---

**B181BE15**

**Explanation:**

Service Processor Firmware encountered an internal error

**Response:**

The FRU callouts are calculated at the time of the failure. See the error log for the actual replacement strategy.

---

**B181BE16**

**Explanation:**

Service Processor Firmware encountered an internal error

**Response:**

The FRU callouts are calculated at the time of the failure. See the error log for the actual replacement strategy.

---

**B181BE17**

**Explanation:**



Service Processor Firmware encountered an internal error

**Response:**

The FRU callouts are calculated at the time of the failure. See the error log for the actual replacement strategy.

---

**B181BE18**

**Explanation:**

Service Processor Firmware encountered an internal error

**Response:**

The FRU callouts are calculated at the time of the failure. See the error log for the actual replacement strategy.

---

**B181BE19**

**Explanation:**

Service Processor Firmware encountered an internal error

**Response:**

The FRU callouts are calculated at the time of the failure. See the error log for the actual replacement strategy.

---

**B181BE1A**

**Explanation:**

Service Processor Firmware encountered an internal error

**Response:**

The FRU callouts are calculated at the time of the failure. See the error log for the actual replacement strategy.

---

**B181BE1B**

**Explanation:**

Service Processor Firmware encountered an internal error

**Response:**

The FRU callouts are calculated at the time of the failure. See the error log for the actual replacement strategy.

---

**B181BE1C**

**Explanation:**

Service Processor Firmware encountered an internal error

**Response:**

The FRU callouts are calculated at the time of the failure. See the error log for the actual replacement strategy.

---

**B181BE1D**

**Explanation:**

Service Processor Firmware encountered an internal error

**Response:**

The FRU callouts are calculated at the time of the failure. See the error log for the actual replacement strategy.

---

**B181BE1E**

**Explanation:**

Service Processor Firmware encountered an internal error

**Response:**

The FRU callouts are calculated at the time of the failure. See the error log for the actual replacement strategy.

---

**B181BE1F**

**Explanation:**

Service Processor Firmware encountered an internal error

**Response:**

The FRU callouts are calculated at the time of the failure. See the error log for the actual replacement strategy.

---

**B181BE20**

**Explanation:**

Service Processor Firmware encountered an internal error.

**Response:**

The FRU callouts are calculated at the time of the failure. See the error log for the actual replacement strategy.

---

**B181BE21**

**Explanation:**

Service Processor Firmware encountered an internal error

**Response:**

The FRU callouts are calculated at the time of the failure. See the error log for the actual replacement strategy.

---

**B181BE22**

**Explanation:**

Service Processor Firmware encountered an internal error

**Response:**

The FRU callouts are calculated at the time of the failure. See the error log for the actual replacement strategy.

---

**B181BE23**

**Explanation:**

Service Processor Firmware encountered an internal error

**Response:**

The FRU callouts are calculated at the time of the failure. See the error log for the actual replacement strategy.

---

**B181BE24**

**Explanation:**

Service Processor Firmware encountered an internal error

**Response:**

The FRU callouts are calculated at the time of the failure. See the error log for the actual replacement strategy.

---

**B181BE25**

**Explanation:**

Service Processor Firmware encountered an internal error

**Response:**

The FRU callouts are calculated at the time of the failure. See the error log for the actual replacement strategy.

---

**B181BE26**

**Explanation:**

Service Processor Firmware encountered an internal error

**Response:**

The FRU callouts are calculated at the time of the failure. See the error log for the actual replacement strategy.

---

**B181BE28**

**Explanation:**

Service Processor Firmware encountered an internal error

**Response:**

The FRU callouts are calculated at the time of the failure. See the error log for the actual replacement strategy.

---

**B181BE29**

**Explanation:**

Service Processor Firmware encountered an internal error

**Response:**

The FRU callouts are calculated at the time of the failure. See the error log for the actual replacement strategy.

---

**B181BE2A**

**Explanation:**

Service Processor Firmware encountered an internal error

**Response:**

The FRU callouts are calculated at the time of the failure. See the error log for the actual replacement strategy.

---

**B181C101**

**Explanation:**

No object was found that describes and allows access to the hardware.

**Response:**

If this is a tracking event, no service actions are required. Otherwise, use the FRU and procedure callouts detailed with the SRC to determine service actions.

---

**B181C102**

**Explanation:**

The hardware that is being accessed is marked "not functional".

**Response:**

If this is a tracking event, no service actions are required. Otherwise, use the FRU and procedure callouts detailed with the SRC to determine service actions.

---

**B181C103**

**Explanation:**

There is no way to determine the hardware characteristics necessary to access it.

**Response:**

If this is a tracking event, no service actions are required. Otherwise, use the FRU and procedure callouts detailed with the SRC to determine service actions.

---

**B181C105**

**Explanation:**

The proper setup was not done prior to accessing hardware.

**Response:**

If this is a tracking event, no service actions are required. Otherwise, use the FRU and procedure callouts detailed with the SRC to determine service actions.

---

**B181C106**

**Explanation:**

The clocks must be on, and they are not on.

**Response:**

If this is a tracking event, no service actions are required. Otherwise, use the FRU and procedure callouts detailed with the SRC to determine service actions.

---

**B181C107****Explanation:**

The clocks are still running: they must not be running to access an array.

**Response:**

If this is a tracking event, no service actions are required. Otherwise, use the FRU and procedure callouts detailed with the SRC to determine service actions.

---

**B181C108****Explanation:**

The functional unit target had not been selected.

**Response:**

If this is a tracking event, no service actions are required. Otherwise, use the FRU and procedure callouts detailed with the SRC to determine service actions.

---

**B181C111****Explanation:**

Setup was done incorrectly prior to calling the firmware that accesses hardware.

**Response:**

If this is a tracking event, no service actions are required. Otherwise, use the FRU and procedure callouts detailed with the SRC to determine service actions.

---

**B181C112****Explanation:**

The input stage flags were not valid.

**Response:**

If this is a tracking event, no service actions are required. Otherwise, use the FRU and procedure callouts detailed with the SRC to determine service actions.

---

**B181C116****Explanation:**

The proper setup was not done prior to entering a mode.

**Response:**

If this is a tracking event, no service actions are required. Otherwise, use the FRU and procedure callouts detailed with the SRC to determine service actions.

---

**B181C117****Explanation:**

Setup was done incorrectly prior to attempting to access the general purpose register.

**Response:**

If this is a tracking event, no service actions are required. Otherwise, use the FRU and procedure callouts detailed with the SRC to determine service actions.

---

**B181C118****Explanation:**

An attempt was made to access the processor hardware without the proper set up being done.

**Response:**

If this is a tracking event, no service actions are required. Otherwise, use the FRU and procedure callouts detailed with the SRC to determine service actions.

---

**B181C119****Explanation:**

A function returned an error.

**Response:**

If this is a tracking event, no service actions are required. Otherwise, use the FRU and procedure callouts detailed with the SRC to determine service actions.

---

**B181C11A****Explanation:**

Instruction execution timed out.

**Response:**

If this is a tracking event, no service actions are required. Otherwise, use the FRU and procedure callouts detailed with the SRC to determine service actions.

---

**B181C11B****Explanation:**

Core-specific array access requires a core unit ID: none was provided.

**Response:**

If this is a tracking event, no service actions are required. Otherwise, use the FRU and procedure callouts detailed with the SRC to determine service actions.

---

**B181C11C****Explanation:**

A function was called that is not supported.

**Response:**

If this is a tracking event, no service actions are required. Otherwise, use the FRU and procedure callouts detailed with the SRC to determine service actions.

---

**B181C11E****Explanation:**

An error was detected when reading system storage.

**Response:**

If this is a tracking event, no service actions are required. Otherwise, use the FRU and procedure callouts detailed with the SRC to determine service actions.

---

**B181C11F****Explanation:**

The clocks are off, and no scan method is available.

**Response:**

If this is a tracking event, no service actions are required. Otherwise, use the FRU and procedure callouts detailed with the SRC to determine service actions.

---

**B181C120****Explanation:**

An invalid chip ID was found.

**Response:**

If this is a tracking event, no service actions are required. Otherwise, use the FRU and procedure callouts detailed with the SRC to determine service actions.

---

**B181C123****Explanation:**

An error occurred in a procedure.

**Response:**

If this is a tracking event, no service actions are required. Otherwise, use the FRU and procedure callouts detailed with the SRC to determine service actions.

---

**B181C125****Explanation:**

An attempt was made to initialize optimizations when optimizations are currently enabled.

**Response:**

If this is a tracking event, no service actions are required. Otherwise, use the FRU and procedure callouts detailed with the SRC to determine service actions.

---

**B181C126****Explanation:**

Scanning caching is on: it must be off prior to accessing a scanning.

**Response:**

If this is a tracking event, no service actions are required. Otherwise, use the FRU and procedure callouts detailed with the SRC to determine service actions.

---

**B181C128****Explanation:**

No trace arrays were found on a chip.

**Response:**

If this is a tracking event, no service actions are required. Otherwise, use the FRU and procedure callouts detailed with the SRC to determine service actions.

---

**B181C12B****Explanation:**

An invalid relative thread number was detected.

**Response:**

If this is a tracking event, no service actions are required. Otherwise, use the FRU and procedure callouts detailed with the SRC to determine service actions.

---

**B181C12C****Explanation:**

An invalid trace array type was detected.

**Response:**

If this is a tracking event, no service actions are required. Otherwise, use the FRU and procedure callouts detailed with the SRC to determine service actions.

---

**B181C12D****Explanation:**

An invalid chip ID for the I/O hub was encountered.

**Response:**

If this is a tracking event, no service actions are required. Otherwise, use the FRU and procedure callouts detailed with the SRC to determine service actions.

---

**B181C12E****Explanation:**

An invalid chip ID was encountered.

**Response:**

If this is a tracking event, no service actions are required. Otherwise, use the FRU and procedure callouts detailed with the SRC to determine service actions.

---

**B181C12F****Explanation:**

An invalid chip ID was encountered.

**Response:**

If this is a tracking event, no service actions are required. Otherwise, use the FRU and procedure callouts detailed with the SRC to determine service actions.

---

**B181C130****Explanation:**

An internal address counter error was detected while reading system storage.

**Response:**

If this is a tracking event, no service actions are required. Otherwise, use the FRU and procedure callouts detailed with the SRC to determine service actions.

---

**B181C131**

**Explanation:**

A command error was detected while reading system storage.

**Response:**

If this is a tracking event, no service actions are required. Otherwise, use the FRU and procedure callouts detailed with the SRC to determine service actions.

---

**B181C132**

**Explanation:**

An error was detected when reading system storage.

**Response:**

If this is a tracking event, no service actions are required. Otherwise, use the FRU and procedure callouts detailed with the SRC to determine service actions.

---

**B181C133**

**Explanation:**

An invalid address range was detected.

**Response:**

If this is a tracking event, no service actions are required. Otherwise, use the FRU and procedure callouts detailed with the SRC to determine service actions.

---

**B181C134**

**Explanation:**

An invalid starting address was detected.

**Response:**

If this is a tracking event, no service actions are required. Otherwise, use the FRU and procedure callouts detailed with the SRC to determine service actions.

---

**B181C135**

**Explanation:**

The number of bytes was invalid.

**Response:**

If this is a tracking event, no service actions are required. Otherwise, use the FRU and procedure callouts detailed with the SRC to determine service actions.

---

**B181C136**

**Explanation:**

An invalid memory address was detected.

**Response:**

If this is a tracking event, no service actions are required. Otherwise, use the FRU and procedure callouts detailed with the SRC to determine service actions.

---

**B181C137**

**Explanation:**

An attempt was made to enter a mode with a thread that is not functioning.

**Response:**

If this is a tracking event, no service actions are required. Otherwise, use the FRU and procedure callouts detailed with the SRC to determine service actions.

---

**B181C140**

**Explanation:**

An attempt was made to enter RAM mode with a processor core that is not functioning.

**Response:**

If this is a tracking event, no service actions are required. Otherwise, use the FRU and procedure callouts detailed with the SRC to determine service actions.

---

**B181C141**

**Explanation:**

An error occurred when attempting to read main storage.

**Response:**

If this is a tracking event, no service actions are required. Otherwise, use the FRU and procedure callouts detailed with the SRC to determine service actions.

---

**B181C142**

**Explanation:**

An error occurred when attempting to read main storage.

**Response:**

If this is a tracking event, no service actions are required. Otherwise, use the FRU and procedure callouts detailed with the SRC to determine service actions.

---

**B181C144**

**Explanation:**

An error occurred when attempting to read main storage.

**Response:**

If this is a tracking event, no service actions are required. Otherwise, use the FRU and procedure

callouts detailed with the SRC to determine service actions.

---

**B181C145****Explanation:**

An error occurred when attempting to write to main storage.

**Response:**

If this is a tracking event, no service actions are required. Otherwise, use the FRU and procedure callouts detailed with the SRC to determine service actions.

---

**B181C200****Explanation:**

Failed to set the processor core clock speed due to incorrect speed type

**Response:**

The FRU callouts are calculated at the time of the failure. See the error log for the actual replacement strategy.

---

**B181C201****Explanation:**

Failed to get the system configuration information

**Response:**

The FRU callouts are calculated at the time of the failure. See the error log for the actual replacement strategy.

---

**B181C202****Explanation:**

Hardware Object Model is not built.

**Response:**

The FRU callouts are calculated at the time of the failure. See the error log for the actual replacement strategy.

---

**B181C203****Explanation:**

Hardware Object Model is not built

**Response:**

The FRU callouts are calculated at the time of the failure. See the error log for the actual replacement strategy.

---

**B181C204****Explanation:**

Service Processor Firmware encountered an internal error

**Response:**

The FRU callouts are calculated at the time of the failure. See the error log for the actual replacement strategy.

---

**B181C205****Explanation:**

Service Processor Firmware encountered an internal error

**Response:**

The FRU callouts are calculated at the time of the failure. See the error log for the actual replacement strategy.

---

**B181C206****Explanation:**

Service Processor Firmware encountered an internal error

**Response:**

The FRU callouts are calculated at the time of the failure. See the error log for the actual replacement strategy.

---

**B181C20A****Explanation:**

Firmware encountered an internal error.

**Response:**

The FRU callouts are calculated at the time of the failure. See the error log for the actual replacement strategy.

---

**B181C20B****Explanation:**

Firmware encountered an internal error.

**Response:**

The FRU callouts are calculated at the time of the failure. See the error log for the actual replacement strategy.

---

**B181C20C****Explanation:**

Firmware encountered an internal error.

**Response:**

The FRU callouts are calculated at the time of the failure. See the error log for the actual replacement strategy.

---

**B181C20D****Explanation:**

Firmware encountered an internal error.

**Response:**

The FRU callouts are calculated at the time of the failure. See the error log for the actual replacement strategy.

---

**B181C210****Explanation:**

Firmware encountered an internal error.

**Response:**

The FRU callouts are calculated at the time of the failure. See the error log for the actual replacement strategy.

---

**B181C211****Explanation:**

Firmware encountered an internal error.

**Response:**

The FRU callouts are calculated at the time of the failure. See the error log for the actual replacement strategy.

---

**B181C212****Explanation:**

Firmware encountered an internal error.

**Response:**

The FRU callouts are calculated at the time of the failure. See the error log for the actual replacement strategy.

---

**B181C213****Explanation:**

Firmware encountered an internal error.

**Response:**

The FRU callouts are calculated at the time of the failure. See the error log for the actual replacement strategy.

---

**B181C218****Explanation:**

An unknown chip group was found.

**Response:**

If this is a tracking event, no service actions are required. Otherwise, use the FRU and procedure callouts detailed with the SRC to determine service actions.

---

**B181C21A****Explanation:**

Failed to get the ring address.

**Response:**

The FRU callouts are calculated at the time of the failure. See the error log for the actual replacement strategy.

---

**B181C21B****Explanation:**

Failed to get ring address information

**Response:**

The FRU callouts are calculated at the time of the failure. See the error log for the actual replacement strategy.

---

**B181C21C****Explanation:**

Service Processor Firmware encountered an internal error

**Response:**

The FRU callouts are calculated at the time of the failure. See the error log for the actual replacement strategy.

---

**B181C21D****Explanation:**

Service Processor Firmware encountered an internal error

**Response:**

The FRU callouts are calculated at the time of the failure. See the error log for the actual replacement strategy.

---

**B181C21E****Explanation:**

Failed to get ring broadside support information

**Response:**

The FRU callouts are calculated at the time of the failure. See the error log for the actual replacement strategy.

---

**B181C21F****Explanation:**

Service Processor Firmware encountered an internal error

**Response:**

The FRU callouts are calculated at the time of the failure. See the error log for the actual replacement strategy.

---

**B181C220****Explanation:**

Parameter 1 was invalid.

**Response:**

If this is a tracking event, no service actions are required. Otherwise, use the FRU and procedure callouts detailed with the SRC to determine service actions.

---

**B181C221****Explanation:**

Service Processor Firmware encountered an internal error.

**Response:**

The FRU callouts are calculated at the time of the failure. See the error log for the actual replacement strategy.

---

**B181C222****Explanation:**

Service Processor Firmware encountered an internal error.

**Response:**

The FRU callouts are calculated at the time of the failure. See the error log for the actual replacement strategy.

---

**B181C223**

**Explanation:**

Service Processor Firmware encountered an internal error

**Response:**

The FRU callouts are calculated at the time of the failure. See the error log for the actual replacement strategy.

---

**B181C225**

**Explanation:**

Service Processor Firmware encountered an internal error

**Response:**

The FRU callouts are calculated at the time of the failure. See the error log for the actual replacement strategy.

---

**B181C226**

**Explanation:**

Service Processor Firmware encountered an internal error

**Response:**

The FRU callouts are calculated at the time of the failure. See the error log for the actual replacement strategy.

---

**B181C227**

**Explanation:**

Service Processor Firmware encountered an internal error

**Response:**

The FRU callouts are calculated at the time of the failure. See the error log for the actual replacement strategy.

---

**B181C228**

**Explanation:**

Service Processor Firmware encountered an internal error

**Response:**

The FRU callouts are calculated at the time of the failure. See the error log for the actual replacement strategy.

---

**B181C229**

**Explanation:**

Service Processor Firmware encountered an internal error

**Response:**

The FRU callouts are calculated at the time of the failure. See the error log for the actual replacement strategy.

---

**B181C22A**

**Explanation:**

Spy Type Not Supported

**Response:**

The FRU callouts are calculated at the time of the failure. See the error log for the actual replacement strategy.

---

**B181C22C**

**Explanation:**

Failed to get the number of spy entries.

**Response:**

The FRU callouts are calculated at the time of the failure. See the error log for the actual replacement strategy.

---

**B181C22D**

**Explanation:**

Service Processor Firmware encountered an internal error

**Response:**

The FRU callouts are calculated at the time of the failure. See the error log for the actual replacement strategy.

---

**B181C22E**

**Explanation:**

Failed to find the owner of the given spy

**Response:**

The FRU callouts are calculated at the time of the failure. See the error log for the actual replacement strategy.

---

**B181C22F**

**Explanation:**

Spy information is available only for processors.

**Response:**

The FRU callouts are calculated at the time of the failure. See the error log for the actual replacement strategy.

---

**B181C232**

**Explanation:**

Firmware encountered an internal error.

**Response:**



The FRU callouts are calculated at the time of the failure. See the error log for the actual replacement strategy.

---

**B181C23B****Explanation:**

Firmware encountered an internal error.

**Response:**

The FRU callouts are calculated at the time of the failure. See the error log for the actual replacement strategy.

---

**B181C23C****Explanation:**

Firmware encountered an internal error.

**Response:**

The FRU callouts are calculated at the time of the failure. See the error log for the actual replacement strategy.

---

**B181C242****Explanation:**

Firmware encountered an internal error.

**Response:**

The FRU callouts are calculated at the time of the failure. See the error log for the actual replacement strategy.

---

**B181C245****Explanation:**

Firmware encountered an internal error.

**Response:**

The FRU callouts are calculated at the time of the failure. See the error log for the actual replacement strategy.

---

**B181C24A****Explanation:**

Firmware encountered an internal error.

**Response:**

The FRU callouts are calculated at the time of the failure. See the error log for the actual replacement strategy.

---

**B181C24B****Explanation:**

Firmware encountered an internal error.

**Response:**

The FRU callouts are calculated at the time of the failure. See the error log for the actual replacement strategy.

---

**B181C24E****Explanation:**

Firmware encountered an internal error.

**Response:**

The FRU callouts are calculated at the time of the failure. See the error log for the actual replacement strategy.

---

**B181C251****Explanation:**

The SMGR command returned with a bad status.

**Response:**

If this is a tracking event, no service actions are required. Otherwise, use the FRU and procedure callouts detailed with the SRC to determine service actions.

---

**B181C253****Explanation:**

IPLing failed

**Response:**

The FRU callouts are calculated at the time of the failure. See the error log for the actual replacement strategy.

---

**B181C262****Explanation:**

For flushing cache, incorrect cache type is passed

**Response:**

The FRU callouts are calculated at the time of the failure. See the error log for the actual replacement strategy.

---

**B181C263****Explanation:**

The valid bit was not set.

**Response:**

If this is a tracking event, no service actions are required. Otherwise, use the FRU and procedure callouts detailed with the SRC to determine service actions.

---

**B181C264****Explanation:**

An invalid clock state was found.

**Response:**

If this is a tracking event, no service actions are required. Otherwise, use the FRU and procedure callouts detailed with the SRC to determine service actions.

---

**B181C266****Explanation:**

Firmware encountered an internal error.

**Response:**

The FRU callouts are calculated at the time of the failure. See the error log for the actual replacement strategy.

---

**B181C272****Explanation:**

Virtual to physical address translation failed

**Response:**

The FRU callouts are calculated at the time of the failure. See the error log for the actual replacement strategy.

---

**B181C280****Explanation:**

Firmware encountered an internal error.

**Response:**

The FRU callouts are calculated at the time of the failure. See the error log for the actual replacement strategy.

---

**B181C281****Explanation:**

Firmware encountered an internal error.

**Response:**

The FRU callouts are calculated at the time of the failure. See the error log for the actual replacement strategy.

---

**B181C288****Explanation:**

An unexpected signal was received.

**Response:**

If this is a tracking event, no service actions are required. Otherwise, use the FRU and procedure callouts detailed with the SRC to determine service actions.

---

**B181C292****Explanation:**

Service Processor Firmware encountered an internal error

**Response:**

The FRU callouts are calculated at the time of the failure. See the error log for the actual replacement strategy.

---

**B181C293****Explanation:**

Service Processor Firmware encountered an internal error

**Response:**

The FRU callouts are calculated at the time of the failure. See the error log for the actual replacement strategy.

---

**B181C294****Explanation:**

Service Processor Firmware encountered an internal error.

**Response:**

The FRU callouts are calculated at the time of the failure. See the error log for the actual replacement strategy.

---

**B181C295****Explanation:**

Processor core clock speed is requested for a non processor core object

**Response:**

The FRU callouts are calculated at the time of the failure. See the error log for the actual replacement strategy.

---

**B181C296****Explanation:**

The processor core for which clock speed is required, is not specified

**Response:**

The FRU callouts are calculated at the time of the failure. See the error log for the actual replacement strategy.

---

**B181C297****Explanation:**

Get clockspeed for the given object not supported

**Response:**

The FRU callouts are calculated at the time of the failure. See the error log for the actual replacement strategy.

---

**B181C298****Explanation:**

Failed to get the clock speed for the given clock type

**Response:**

The FRU callouts are calculated at the time of the failure. See the error log for the actual replacement strategy.

---

**B181C29A****Explanation:**

The memory chip for which clock speed is required, is not specified

**Response:**

The FRU callouts are calculated at the time of the failure. See the error log for the actual replacement strategy.

---

**B181C29B****Explanation:**

The given speed type is not supported for the memory clock

**Response:**

The FRU callouts are calculated at the time of the failure. See the error log for the actual replacement strategy.

---

**B181C29C****Explanation:**

Start/stop performance collection failed

**Response:**

The FRU callouts are calculated at the time of the failure. See the error log for the actual replacement strategy.

---

**B181C29D****Explanation:**

Failed to set the processor core clock speed due to incorrect speed type

**Response:**

The FRU callouts are calculated at the time of the failure. See the error log for the actual replacement strategy.

---

**B181C29E****Explanation:**

Failed to set the processor reference clock speed due to incorrect mode.

**Response:**

The FRU callouts are calculated at the time of the failure. See the error log for the actual replacement strategy.

---

**B181C29F****Explanation:**

Failed to set the processor reference clock speed due to incorrect operation

**Response:**

The FRU callouts are calculated at the time of the failure. See the error log for the actual replacement strategy.

---

**B181C2A0****Explanation:**

Hardware Object Model is not built

**Response:**

The FRU callouts are calculated at the time of the failure. See the error log for the actual replacement strategy.

---

**B181C2A1****Explanation:**

Invalid speed type. Speed type super turbo is not supported.

**Response:**

The FRU callouts are calculated at the time of the failure. See the error log for the actual replacement strategy.

---

**B181C2A2****Explanation:**

Service Processor Firmware encountered an internal error.

**Response:**

The FRU callouts are calculated at the time of the failure. See the error log for the actual replacement strategy.

---

**B181C2A3****Explanation:**

Service Processor Firmware encountered an internal error

**Response:**

The FRU callouts are calculated at the time of the failure. See the error log for the actual replacement strategy.

---

**B181C2A4****Explanation:**

Service Processor Firmware encountered an internal error.

**Response:**

The FRU callouts are calculated at the time of the failure. See the error log for the actual replacement strategy.

---

**B181C2A5****Explanation:**

Service Processor Firmware encountered an internal error.

**Response:**

The FRU callouts are calculated at the time of the failure. See the error log for the actual replacement strategy.

---

**B181C2A6****Explanation:**

Service Processor Firmware encountered an internal error.

**Response:**

The FRU callouts are calculated at the time of the failure. See the error log for the actual replacement strategy.

---

**B181C2A7****Explanation:**

Service Processor Firmware encountered an internal error

**Response:**

The FRU callouts are calculated at the time of the failure. See the error log for the actual replacement strategy.

---

**B181C2A8****Explanation:**

Service Processor Firmware encountered an internal error

**Response:**

The FRU callouts are calculated at the time of the failure. See the error log for the actual replacement strategy.

---

**B181C2A9****Explanation:**

Service Processor Firmware encountered an internal error

**Response:**

The FRU callouts are calculated at the time of the failure. See the error log for the actual replacement strategy.

---

**B181C2B1****Explanation:**

The SMGR returned bad status.

**Response:**

If this is a tracking event, no service actions are required. Otherwise, use the FRU and procedure callouts detailed with the SRC to determine service actions.

---

**B181C2B2****Explanation:**

An invalid istep was received.

**Response:**

If this is a tracking event, no service actions are required. Otherwise, use the FRU and procedure callouts detailed with the SRC to determine service actions.

---

**B181C2B3****Explanation:**

The beginning istep name was not found.

**Response:**

If this is a tracking event, no service actions are required. Otherwise, use the FRU and procedure callouts detailed with the SRC to determine service actions.

---

**B181C2B4****Explanation:**

An invalid istep name was found.

**Response:**

If this is a tracking event, no service actions are required. Otherwise, use the FRU and procedure

callouts detailed with the SRC to determine service actions.

---

**B181C2B8****Explanation:**

Ring cache is enabled.

**Response:**

If this is a tracking event, no service actions are required. Otherwise, use the FRU and procedure callouts detailed with the SRC to determine service actions.

---

**B181C2C6****Explanation:**

A memory address was not found.

**Response:**

If this is a tracking event, no service actions are required. Otherwise, use the FRU and procedure callouts detailed with the SRC to determine service actions.

---

**B181C2CA****Explanation:**

A memory service routine failed.

**Response:**

If this is a tracking event, no service actions are required. Otherwise, use the FRU and procedure callouts detailed with the SRC to determine service actions.

---

**B181C2EB****Explanation:**

The licensed internal code sent incorrect command values.

**Response:**

If this is a tracking event, no service actions are required. Otherwise, use the FRU and procedure callouts detailed with the SRC to determine service actions.

---

**B181C350****Explanation:**

The application received a signal.

**Response:**

If this is a tracking event, no service actions are required. Otherwise, use the FRU and procedure callouts detailed with the SRC to determine service actions.

---

**B181C351****Explanation:**

CHIC was aborted.

**Response:**

If this is a tracking event, no service actions are required. Otherwise, use the FRU and procedure

callouts detailed with the SRC to determine service actions.

---

**B181C352****Explanation:**

The string parameter cannot be empty for this function type.

**Response:**

If this is a tracking event, no service actions are required. Otherwise, use the FRU and procedure callouts detailed with the SRC to determine service actions.

---

**B181C353****Explanation:**

An error occurred when receiving a message.

**Response:**

If this is a tracking event, no service actions are required. Otherwise, use the FRU and procedure callouts detailed with the SRC to determine service actions.

---

**B181C356****Explanation:**

A function call failed.

**Response:**

If this is a tracking event, no service actions are required. Otherwise, use the FRU and procedure callouts detailed with the SRC to determine service actions.

---

**B181C357****Explanation:**

An invalid command was sent.

**Response:**

If this is a tracking event, no service actions are required. Otherwise, use the FRU and procedure callouts detailed with the SRC to determine service actions.

---

**B181C358****Explanation:**

A failure occurred when obtaining a lock in the serial thread.

**Response:**

If this is a tracking event, no service actions are required. Otherwise, use the FRU and procedure callouts detailed with the SRC to determine service actions.

---

**B181C359****Explanation:**

An error occurred when sending a message.

**Response:**

If this is a tracking event, no service actions are required. Otherwise, use the FRU and procedure callouts detailed with the SRC to determine service actions.

---

**B181C35A****Explanation:**

An error occurred when sending a message.

**Response:**

If this is a tracking event, no service actions are required. Otherwise, use the FRU and procedure callouts detailed with the SRC to determine service actions.

---

**B181C35B****Explanation:**

An error occurred when receiving a message.

**Response:**

If this is a tracking event, no service actions are required. Otherwise, use the FRU and procedure callouts detailed with the SRC to determine service actions.

---

**B181C35E****Explanation:**

There was an error initializing the server daemon.

**Response:**

If this is a tracking event, no service actions are required. Otherwise, use the FRU and procedure callouts detailed with the SRC to determine service actions.

---

**B181C35F****Explanation:**

An error handle passed in was null.

**Response:**

If this is a tracking event, no service actions are required. Otherwise, use the FRU and procedure callouts detailed with the SRC to determine service actions.

---

**B181C360****Explanation:**

OLCT for IH is disabled. Missing /nfs/test/IH\_OLCT\_ENABLE

**Response:**

The FRU callouts are calculated at the time of the failure. See the error log for the actual replacement strategy.

---

**B181C366****Explanation:**

An error occurred when flattening data for a call to the hardware object manager (HOM).

**Response:**

If this is a tracking event, no service actions are required. Otherwise, use the FRU and procedure callouts detailed with the SRC to determine service actions.

---

**B181C36A****Explanation:**

A parameter was missing.

**Response:**

If this is a tracking event, no service actions are required. Otherwise, use the FRU and procedure callouts detailed with the SRC to determine service actions.

---

**B181C36B****Explanation:**

An unrecognized command was received.

**Response:**

If this is a tracking event, no service actions are required. Otherwise, use the FRU and procedure callouts detailed with the SRC to determine service actions.

---

**B181C36C****Explanation:**

A function was not found.

**Response:**

If this is a tracking event, no service actions are required. Otherwise, use the FRU and procedure callouts detailed with the SRC to determine service actions.

---

**B181C36D****Explanation:**

There were unused parameters.

**Response:**

If this is a tracking event, no service actions are required. Otherwise, use the FRU and procedure callouts detailed with the SRC to determine service actions.

---

**B181C36E****Explanation:**

An unknown option was found.

**Response:**

If this is a tracking event, no service actions are required. Otherwise, use the FRU and procedure callouts detailed with the SRC to determine service actions.

---

**B181C36F****Explanation:**

A value was missing.

**Response:**

If this is a tracking event, no service actions are required. Otherwise, use the FRU and procedure callouts detailed with the SRC to determine service actions.

---

**B181C370****Explanation:**

An invalid function type was found.

**Response:**

If this is a tracking event, no service actions are required. Otherwise, use the FRU and procedure callouts detailed with the SRC to determine service actions.

---

**B181C371****Explanation:**

A variable was out of range.

**Response:**

If this is a tracking event, no service actions are required. Otherwise, use the FRU and procedure callouts detailed with the SRC to determine service actions.

---

**B181C372****Explanation:**

An invalid character was found.

**Response:**

If this is a tracking event, no service actions are required. Otherwise, use the FRU and procedure callouts detailed with the SRC to determine service actions.

---

**B181C373****Explanation:**

An unknown value was found.

**Response:**

If this is a tracking event, no service actions are required. Otherwise, use the FRU and procedure callouts detailed with the SRC to determine service actions.

---

**B181C374****Explanation:**

A buffer was too small.

**Response:**

If this is a tracking event, no service actions are required. Otherwise, use the FRU and procedure callouts detailed with the SRC to determine service actions.

---

**B181C375****Explanation:**

An unknown output type was found.

**Response:**

If this is a tracking event, no service actions are required. Otherwise, use the FRU and procedure callouts detailed with the SRC to determine service actions.

---

**B181C376****Explanation:**

A network error occurred.

**Response:**

If this is a tracking event, no service actions are required. Otherwise, use the FRU and procedure callouts detailed with the SRC to determine service actions.

---

**B181C378****Explanation:**

An unsupported HMC operation was attempted.

**Response:**

If this is a tracking event, no service actions are required. Otherwise, use the FRU and procedure callouts detailed with the SRC to determine service actions.

---

**B181C379****Explanation:**

An error occurred when flattening a data buffer.

**Response:**

If this is a tracking event, no service actions are required. Otherwise, use the FRU and procedure callouts detailed with the SRC to determine service actions.

---

**B181C37A****Explanation:**

An error occurred when unflattening data returned from a call to the hardware object manager (HOM).

**Response:**

If this is a tracking event, detailed with the SRC to determine service actions.

---

**B181C381****Explanation:**

Cecserver patches found in /nfs/test. These patches will not be picked up as the library pre-load option is removed. Please use the HOM combolib (liballhom.so) instead. See the user data section below for details.

**Response:**

The FRU callouts are calculated at the time of the failure. See the error log for the actual replacement strategy.

---

**B181C382****Explanation:**

Function Not Supported

**Response:**

The FRU callouts are calculated at the time of the failure. See the error log for the actual replacement strategy.

---

**B181C383****Explanation:**

Error log object to commit is NULL

**Response:**

The FRU callouts are calculated at the time of the failure. See the error log for the actual replacement strategy.

---

**B181C384****Explanation:**

Size of error log object to commit is zero

**Response:**

The FRU callouts are calculated at the time of the failure. See the error log for the actual replacement strategy.

---

**B181C385****Explanation:**

Firmware encountered an error while trying to retrieve the status of the Processor and Processor Service Interface.

**Response:**

The FRU callouts are calculated at the time of the failure. See the error log for the actual replacement strategy.

---

**B181C386****Explanation:**

Unable to get the appropriate service Object from ORB

**Response:**

The FRU callouts are calculated at the time of the failure. See the error log for the actual replacement strategy.

---

**B181C387****Explanation:**

Service Processor Firmware encountered an internal error

**Response:**

The FRU callouts are calculated at the time of the failure. See the error log for the actual replacement strategy.

---

**B181C388****Explanation:**

Service Processor Firmware encountered an internal error

**Response:**

The FRU callouts are calculated at the time of the failure. See the error log for the actual replacement strategy.

---

**B181C389****Explanation:**

Service Processor Firmware encountered an internal error

**Response:**

The FRU callouts are calculated at the time of the failure. See the error log for the actual replacement strategy.

---

**B181C38A****Explanation:**

Service Processor Firmware encountered an internal error

**Response:**

The FRU callouts are calculated at the time of the failure. See the error log for the actual replacement strategy.

---

**B181C38B****Explanation:**

Payload message from HBRT is NULL

**Response:**

The FRU callouts are calculated at the time of the failure. See the error log for the actual replacement strategy.

---

**B181C38C****Explanation:**

Size of payload message from HBRT is zero

**Response:**

The FRU callouts are calculated at the time of the failure. See the error log for the actual replacement strategy.

---

**B181C38D****Explanation:**

Payload message from HBRT is NULL

**Response:**

The FRU callouts are calculated at the time of the failure. See the error log for the actual replacement strategy.

---

**B181C38E****Explanation:**

No of SCM adapter entries

**Response:**

The FRU callouts are calculated at the time of the failure. See the error log for the actual replacement strategy.

---

**B181C6E9****Explanation:**

No ASIC found

**Response:**

If this is a tracking event, detailed with the SRC to determine service actions.

---

**B181C70B****Explanation:**

The failed to get the time of day.

**Response:**

If this is a tracking event, no service actions are required. Otherwise, use the FRU and procedure callouts detailed with the SRC to determine service actions.

---

**B181C70C****Explanation:**

The memory controller object was not found.

**Response:**

If this is a tracking event, no service actions are required. Otherwise, use the FRU and procedure callouts detailed with the SRC to determine service actions.

---

**B181C70D****Explanation:**

The memory controller had been set to an invalid state.

**Response:**

If this is a tracking event, no service actions are required. Otherwise, use the FRU and procedure callouts detailed with the SRC to determine service actions.

---

**B181C718****Explanation:**

The main storage diagnostics detected an uncorrectable error on a DRAM.

**Response:**

If this is a tracking event, no service actions are required. Otherwise, use the FRU and procedure callouts detailed with the SRC to determine service actions.

---

**B181C719****Explanation:**

Too many correctable errors were detected.

**Response:**

If this is a tracking event, no service actions are required. Otherwise, use the FRU and procedure callouts detailed with the SRC to determine service actions.

---

**B181C727****Explanation:**

The firmware failed to read the line delete from VPD.

**Response:**



If this is a tracking event, no service actions are required. Otherwise, use the FRU and procedure callouts detailed with the SRC to determine service actions.

---

**B181C72A****Explanation:**

The RIO port speed is invalid.

**Response:**

If this is a tracking event, no service actions are required. Otherwise, use the FRU and procedure callouts detailed with the SRC to determine service actions.

---

**B181C72C****Explanation:**

The number of packets received did not equal the number of packets sent, of the cyclic redundancy check (CRC) did not = 0.

**Response:**

If this is a tracking event, no service actions are required. Otherwise, use the FRU and procedure callouts detailed with the SRC to determine service actions.

---

**B181C72F****Explanation:**

The physical status registers were not set to link: the test cannot proceed.

**Response:**

If this is a tracking event, no service actions are required. Otherwise, use the FRU and procedure callouts detailed with the SRC to determine service actions.

---

**B181C730****Explanation:**

The number of packets received did not equal the number of packets sent, of the cyclic redundancy check (CRC) did not = 0.

**Response:**

If this is a tracking event, no service actions are required. Otherwise, use the FRU and procedure callouts detailed with the SRC to determine service actions.

---

**B181C734****Explanation:**

An invalid address was found in the test case list.

**Response:**

If this is a tracking event, no service actions are required. Otherwise, use the FRU and procedure callouts detailed with the SRC to determine service actions.

---

**B181C737****Explanation:**

The load type of the test case structure did not indicate the memory type test case.

**Response:**

If this is a tracking event, no service actions are required. Otherwise, use the FRU and procedure callouts detailed with the SRC to determine service actions.

---

**B181C73B****Explanation:**

While iterating through the list of core functional units, a null pointer was found.

**Response:**

If this is a tracking event, no service actions are required. Otherwise, use the FRU and procedure callouts detailed with the SRC to determine service actions.

---

**B181C73C****Explanation:**

Failed to get a pointer.

**Response:**

If this is a tracking event, no service actions are required. Otherwise, use the FRU and procedure callouts detailed with the SRC to determine service actions.

---

**B181C73D****Explanation:**

The test did not complete within the specified time.

**Response:**

If this is a tracking event, no service actions are required. Otherwise, use the FRU and procedure callouts detailed with the SRC to determine service actions.

---

**B181C73E****Explanation:**

The test did not complete within the specified time.

**Response:**

If this is a tracking event, no service actions are required. Otherwise, use the FRU and procedure callouts detailed with the SRC to determine service actions.

---

**B181C73F****Explanation:**

The data in the status address is not changing. Data should be changing if the test were running correctly.

**Response:**

If this is a tracking event, no service actions are required. Otherwise, use the FRU and procedure callouts detailed with the SRC to determine service actions.

---

**B181C740****Explanation:**

The L2 AVPS test has completed successfully (informational message).

**Response:**

If this is a tracking event, no service actions are required. Otherwise, use the FRU and procedure callouts detailed with the SRC to determine service actions.

---

**B181C741****Explanation:**

Failed to get the CEC cage functional unit group.

**Response:**

If this is a tracking event, no service actions are required. Otherwise, use the FRU and procedure callouts detailed with the SRC to determine service actions.

---

**B181C743****Explanation:**

The test case number that was provided was not valid.

**Response:**

If this is a tracking event, no service actions are required. Otherwise, use the FRU and procedure callouts detailed with the SRC to determine service actions.

---

**B181C744****Explanation:**

The CEC cage number that was provided did not match the expected value.

**Response:**

If this is a tracking event, no service actions are required. Otherwise, use the FRU and procedure callouts detailed with the SRC to determine service actions.

---

**B181C749****Explanation:**

Unable to read AVPS data from a file into ecmd data buffer

**Response:**

If this is a tracking event, no service actions are required. Otherwise, use the FRU and procedure callouts detailed with the SRC to determine service actions.

---

**B181C74E****Explanation:**

A failure occurred while checking the status of the memory test case.

**Response:**

If this is a tracking event, no service actions are required. Otherwise, use the FRU and procedure callouts detailed with the SRC to determine service actions.

---

**B181C750****Explanation:**

A failure occurred while getting instruction status from the core, but the attention handling routine didn't find any errors.

**Response:**

If this is a tracking event, no service actions are required. Otherwise, use the FRU and procedure callouts detailed with the SRC to determine service actions.

---

**B181C751****Explanation:**

The memory AVPS test has completed successfully (informational message).

**Response:**

If this is a tracking event, no service actions are required. Otherwise, use the FRU and procedure callouts detailed with the SRC to determine service actions.

---

**B181C752****Explanation:**

There was no core in the EC range.

**Response:**

If this is a tracking event, no service actions are required. Otherwise, use the FRU and procedure callouts detailed with the SRC to determine service actions.

---

**B181C753****Explanation:**

While iterating through the list of core functional units, a null pointer was found.

**Response:**

If this is a tracking event, no service actions are required. Otherwise, use the FRU and procedure callouts detailed with the SRC to determine service actions.

---

**B181C754****Explanation:**

Failed to get connected fabric functional pointer.

**Response:**

If this is a tracking event, no service actions are required. Otherwise, use the FRU and procedure callouts detailed with the SRC to determine service actions.

---

**B181C76A**

**Explanation:**

Informational message: An L3 line delete occurred.

**Response:**

If this is a tracking event, no service actions are required. Otherwise, use the FRU and procedure callouts detailed with the SRC to determine service actions.

---

**B181C801****Explanation:**

Wire test detected a CST error.

**Response:**

If this is a tracking event, no service actions are required. Otherwise, use the FRU and procedure callouts detailed with the SRC to determine service actions.

---

**B181C802****Explanation:**

The wire test firmware detected an error.

**Response:**

If this is a tracking event, no service actions are required. Otherwise, use the FRU and procedure callouts detailed with the SRC to determine service actions.

---

**B181C80F****Explanation:**

The wire test error log is full.

**Response:**

If this is a tracking event, no service actions are required. Otherwise, use the FRU and procedure callouts detailed with the SRC to determine service actions.

---

**B181C81A****Explanation:**

A null pointer was found.

**Response:**

If this is a tracking event, no service actions are required. Otherwise, use the FRU and procedure callouts detailed with the SRC to determine service actions.

---

**B181C81B****Explanation:**

A problem was found with a hardware object manager (HOM) unit ID.

**Response:**

If this is a tracking event, no service actions are required. Otherwise, use the FRU and procedure callouts detailed with the SRC to determine service actions.

---

**B181C820****Explanation:**

The calling function provided an invalid L3 chip hardware object manager (HOM) unit ID.

**Response:**

If this is a tracking event, no service actions are required. Otherwise, use the FRU and procedure callouts detailed with the SRC to determine service actions.

---

**B181C822****Explanation:**

Informational message: An e-repair was done successfully.

**Response:**

If this is a tracking event, no service actions are required. Otherwise, use the FRU and procedure callouts detailed with the SRC to determine service actions.

---

**B181C823****Explanation:**

The system processor group object was not found.

**Response:**

If this is a tracking event, no service actions are required. Otherwise, use the FRU and procedure callouts detailed with the SRC to determine service actions.

---

**B181C826****Explanation:**

An error occurred.

**Response:**

If this is a tracking event, no service actions are required. Otherwise, use the FRU and procedure callouts detailed with the SRC to determine service actions.

---

**B181C82B****Explanation:**

Service processor cable test failure: wrong cable ID.

**Response:**

If this is a tracking event, no service actions are required. Otherwise, use the FRU and procedure callouts detailed with the SRC to determine service actions.

---

**B181C82D****Explanation:**

Service processor cable test failure: drawer not present.

**Response:**

If this is a tracking event, no service actions are required. Otherwise, use the FRU and procedure callouts detailed with the SRC to determine service actions.

---

---

**B181C851****Explanation:**

Wire test detected more than 64 wire errors: the log file is full.

**Response:**

If this is a tracking event, no service actions are required. Otherwise, use the FRU and procedure callouts detailed with the SRC to determine service actions.

---

**B181C853****Explanation:**

An error was detected by the operating system when communicating with the service processor.

**Response:**

If this is a tracking event, no service actions are required. Otherwise, use the FRU and procedure callouts detailed with the SRC to determine service actions.

---

**B181C854****Explanation:**

Wire test has detected an RDT error.

**Response:**

If this is a tracking event, no service actions are required. Otherwise, use the FRU and procedure callouts detailed with the SRC to determine service actions.

---

**B181C876****Explanation:**

An e-repair was successfully applied.

**Response:**

If this is a tracking event, no service actions are required. Otherwise, use the FRU and procedure callouts detailed with the SRC to determine service actions.

---

**B181C877****Explanation:**

An e-repair was applied successfully.

**Response:**

If this is a tracking event, no service actions are required. Otherwise, use the FRU and procedure callouts detailed with the SRC to determine service actions.

---

**B181C87C****Explanation:**

An error occurred when getting the functional unit for the receiver.

**Response:**

If this is a tracking event, no service actions are required. Otherwise, use the FRU and procedure

callouts detailed with the SRC to determine service actions.

---

**B181C953****Explanation:**

An error was detected by the operating system when communicating with the service processor.

**Response:**

If this is a tracking event, no service actions are required. Otherwise, use the FRU and procedure callouts detailed with the SRC to determine service actions.

---

**B181CA01****Explanation:**

The resource was guarded out.

**Response:**

If this is a tracking event, no service actions are required. Otherwise, use the FRU and procedure callouts detailed with the SRC to determine service actions.

---

**B181CA02****Explanation:**

Informational only: Guard actions performed on items the system detected and guarded during runtime, or that were guarded out using the ASMI.

**Response:**

If this is a tracking event, no service actions are required. Otherwise, use the FRU and procedure callouts detailed with the SRC to determine service actions.

---

**B181CA03****Explanation:**

The guard data did not exist because it was the first boot of this system, or NVRAM had been cleared. Guard data is now available.

**Response:**

If this is a tracking event, no service actions are required. Otherwise, use the FRU and procedure callouts detailed with the SRC to determine service actions.

---

**B181CA04****Explanation:**

Guard detected a new version of the guard data area. The guard data area was reformatted and the previous guard actions have been lost.

**Response:**

If this is a tracking event, no service actions are required. Otherwise, use the FRU and procedure callouts detailed with the SRC to determine service actions.

---

**B181CA05**

**Explanation:**

The guard firmware detected corrupted guard data. The guard data was reformatted and all previous guard actions have been erased.

**Response:**

If this is a tracking event, no service actions are required. Otherwise, use the FRU and procedure callouts detailed with the SRC to determine service actions.

---

**B181CA06****Explanation:**

The guard function was not able to open the guard memory file.

**Response:**

If this is a tracking event, no service actions are required. Otherwise, use the FRU and procedure callouts detailed with the SRC to determine service actions.

---

**B181CA07****Explanation:**

A bad return code was received from reading a utility file or seeking in a utility file when trying to read the processor domain data from the guard file.

**Response:**

If this is a tracking event, no service actions are required. Otherwise, use the FRU and procedure callouts detailed with the SRC to determine service actions.

---

**B181CA08****Explanation:**

A bad return code was received from reading a utility file or seeking in a utility file when trying to read the processor domain data from the guard file.

**Response:**

If this is a tracking event, no service actions are required. Otherwise, use the FRU and procedure callouts detailed with the SRC to determine service actions.

---

**B181CA0C****Explanation:**

Failed to get the hardware object manager (HOM) unit ID.

**Response:**

If this is a tracking event, no service actions are required. Otherwise, use the FRU and procedure callouts detailed with the SRC to determine service actions.

---

**B181CA0E****Explanation:**

An error was received when trying to read a registry value.

**Response:**

If this is a tracking event, no service actions are required. Otherwise, use the FRU and procedure callouts detailed with the SRC to determine service actions.

---

**B181CA0F****Explanation:**

An error log was received from the SVPD when trying to read the VPD for a given resource ID.

**Response:**

If this is a tracking event, no service actions are required. Otherwise, use the FRU and procedure callouts detailed with the SRC to determine service actions.

---

**B181CA11****Explanation:**

The resource ID was not found in the system guard data file.

**Response:**

If this is a tracking event, no service actions are required. Otherwise, use the FRU and procedure callouts detailed with the SRC to determine service actions.

---

**B181CA12****Explanation:**

Manual deconfiguration of the service processor (or system controller) is not allowed because the service processor has already been deconfigured by the system, or the system is at runtime.

**Response:**

If this is a tracking event, no service actions are required. Otherwise, use the FRU and procedure callouts detailed with the SRC to determine service actions.

---

**B181CA15****Explanation:**

Unguarding the sibling service processor is not allowed at runtime.

**Response:**

If this is a tracking event, no service actions are required. Otherwise, use the FRU and procedure callouts detailed with the SRC to determine service actions.

---

**B181CC60****Explanation:**

The oscillator (clock) card is not functional.

**Response:**

If this is a tracking event, no service actions are required. Otherwise, use the FRU and procedure callouts detailed with the SRC to determine service actions.

---

**B181CD0A****Explanation:**

The number of lane failures between the control module and the optical links exceeded the threshold during an internal test.

**Response:**

If this is a tracking event, no service actions are required. Otherwise, use the FRU and procedure callouts detailed with the SRC to determine service actions.

---

**B181CD0B****Explanation:**

The number of lane failures between the control module and the optical links exceeded the threshold during an internal test.

**Response:**

If this is a tracking event, no service actions are required. Otherwise, use the FRU and procedure callouts detailed with the SRC to determine service actions.

---

**B181D003****Explanation:**

A nonzero status code was returned.

**Response:**

If this is a tracking event, no service actions are required. Otherwise, use the FRU and procedure callouts detailed with the SRC to determine service actions.

---

**B181D004****Explanation:**

An unknown error occurred when trying to obtain the indicator status.

**Response:**

If this is a tracking event, no service actions are required. Otherwise, use the FRU and procedure callouts detailed with the SRC to determine service actions.

---

**B181D005****Explanation:**

The hypervisor reported an error when turning off the parent indicator.

**Response:**

If this is a tracking event, no service actions are required. Otherwise, use the FRU and procedure callouts detailed with the SRC to determine service actions.

---

**B181D006****Explanation:**

An unknown error occurred when trying to update the indicator status.

**Response:**

If this is a tracking event, no service actions are required. Otherwise, use the FRU and procedure callouts detailed with the SRC to determine service actions.

---

**B181D007****Explanation:**

There was a failure when getting the SPIF data.

**Response:**

If this is a tracking event, no service actions are required. Otherwise, use the FRU and procedure callouts detailed with the SRC to determine service actions.

---

**B181D008****Explanation:**

Socket creation (for listening) failed.

**Response:**

If this is a tracking event, no service actions are required. Otherwise, use the FRU and procedure callouts detailed with the SRC to determine service actions.

---

**B181D009****Explanation:**

A call to bind() failed.

**Response:**

If this is a tracking event, no service actions are required. Otherwise, use the FRU and procedure callouts detailed with the SRC to determine service actions.

---

**B181D00F****Explanation:**

A signal was received that not is handled by the ASMI.

**Response:**

If this is a tracking event, no service actions are required. Otherwise, use the FRU and procedure callouts detailed with the SRC to determine service actions.

---

**B181D010****Explanation:**

The service processor is being reset.

**Response:**

If this is a tracking event, no service actions are required. Otherwise, use the FRU and procedure callouts detailed with the SRC to determine service actions.

---

**B181D01C****Explanation:**

Firmware Internal Error.

**Response:**

The FRU callouts are calculated at the time of the failure. See the error log for the actual replacement strategy.

---

**B181D01E****Explanation:**

Error: RAND\_bytes call failed to generate random data.

**Response:**

The FRU callouts are calculated at the time of the failure. See the error log for the actual replacement strategy.

---

**B181D01F****Explanation:**

Firmware Internal Error .

**Response:**

The FRU callouts are calculated at the time of the failure. See the error log for the actual replacement strategy.

---

**B181D021****Explanation:**

Firmware Internal Error.

**Response:**

The FRU callouts are calculated at the time of the failure. See the error log for the actual replacement strategy.

---

**B181D025****Explanation:**

Firmware Internal Error.

**Response:**

The FRU callouts are calculated at the time of the failure. See the error log for the actual replacement strategy.

---

**B181D026****Explanation:**

Firmware Internal Error.

**Response:**

The FRU callouts are calculated at the time of the failure. See the error log for the actual replacement strategy.

---

**B181D027****Explanation:**

Firmware Internal Error

**Response:**

The FRU callouts are calculated at the time of the failure. See the error log for the actual replacement strategy.

---

**B181D028****Explanation:**

Firmware Internal Error.

**Response:**

The FRU callouts are calculated at the time of the failure. See the error log for the actual replacement strategy.

---

**B181D029****Explanation:**

Factory reset got initiated from ASM

**Response:**

The FRU callouts are calculated at the time of the failure. See the error log for the actual replacement strategy.

---

**B181D102****Explanation:**

The write interface failed while initializing a file.

**Response:**

If this is a tracking event, no service actions are required. Otherwise, use the FRU and procedure callouts detailed with the SRC to determine service actions.

---

**B181D103****Explanation:**

The read utility failed on a breakpoint attention

**Response:**

If this is a tracking event, no service actions are required. Otherwise, use the FRU and procedure callouts detailed with the SRC to determine service actions.

---

**B181D104****Explanation:**

The write operation failed when writing to the attnDataFile.

**Response:**

If this is a tracking event, no service actions are required. Otherwise, use the FRU and procedure callouts detailed with the SRC to determine service actions.

---

**B181D108****Explanation:**

Failed to initialize the HYSR flag.

**Response:**

If this is a tracking event, no service actions are required. Otherwise, use the FRU and procedure

callouts detailed with the SRC to determine service actions.

---

**B181D109****Explanation:**

The read utility failed after a breakpoint attention

**Response:**

If this is a tracking event, no service actions are required. Otherwise, use the FRU and procedure callouts detailed with the SRC to determine service actions.

---

**B181D10B****Explanation:**

A null pointer was received from the mapper: a pointer to the JTAG engine being used was expected.

**Response:**

If this is a tracking event, no service actions are required. Otherwise, use the FRU and procedure callouts detailed with the SRC to determine service actions.

---

**B181D10D****Explanation:**

The system failed to respond after a recoverable error was eliminated .

**Response:**

If this is a tracking event, no service actions are required. Otherwise, use the FRU and procedure callouts detailed with the SRC to determine service actions.

---

**B181D10E****Explanation:**

A JTAG failed while waiting for an attention

**Response:**

If this is a tracking event, no service actions are required. Otherwise, use the FRU and procedure callouts detailed with the SRC to determine service actions.

---

**B181D10F****Explanation:**

DA alter failed during the write to main storage.

**Response:**

If this is a tracking event, no service actions are required. Otherwise, use the FRU and procedure callouts detailed with the SRC to determine service actions.

---

**B181D110****Explanation:**

There was a failure when reading a JTAG register.

**Response:**

If this is a tracking event, no service actions are required. Otherwise, use the FRU and procedure callouts detailed with the SRC to determine service actions.

---

**B181D112****Explanation:**

Failed to enable attentions through the enable attentions interface.

**Response:**

If this is a tracking event, no service actions are required. Otherwise, use the FRU and procedure callouts detailed with the SRC to determine service actions.

---

**B181D113****Explanation:**

JTAG timed out while waiting for a lock.

**Response:**

If this is a tracking event, no service actions are required. Otherwise, use the FRU and procedure callouts detailed with the SRC to determine service actions.

---

**B181D114****Explanation:**

Disabling the attentions failed.

**Response:**

If this is a tracking event, no service actions are required. Otherwise, use the FRU and procedure callouts detailed with the SRC to determine service actions.

---

**B181D116****Explanation:**

Failed to get PO root path size.

**Response:**

If this is a tracking event, no service actions are required. Otherwise, use the FRU and procedure callouts detailed with the SRC to determine service actions.

---

**B181D117****Explanation:**

Failed to write a flag to the registry .

**Response:**

If this is a tracking event, no service actions are required. Otherwise, use the FRU and procedure callouts detailed with the SRC to determine service actions.

---

**B181D118****Explanation:**

Failure when opening the Ahdata.dat file for a write operation.



**Response:**

If this is a tracking event, no service actions are required. Otherwise, use the FRU and procedure callouts detailed with the SRC to determine service actions.

---

**B181D119****Explanation:**

The hypervisor wrote an invalid SRC in the attention area.

**Response:**

If this is a tracking event, no service actions are required. Otherwise, use the FRU and procedure callouts detailed with the SRC to determine service actions.

---

**B181D11A****Explanation:**

A communications failure occurred on the primary service processor.

**Response:**

If this is a tracking event, no service actions are required. Otherwise, use the FRU and procedure callouts detailed with the SRC to determine service actions.

---

**B181D11B****Explanation:**

The write utility failed when writing the termination flag.

**Response:**

If this is a tracking event, no service actions are required. Otherwise, use the FRU and procedure callouts detailed with the SRC to determine service actions.

---

**B181D11C****Explanation:**

An emergency power off (EPO) PLCK failed.

**Response:**

If this is a tracking event, no service actions are required. Otherwise, use the FRU and procedure callouts detailed with the SRC to determine service actions.

---

**B181D11D****Explanation:**

A spurious attention was detected after attempting to clear all attentions for the ISR.

**Response:**

If this is a tracking event, no service actions are required. Otherwise, use the FRU and procedure callouts detailed with the SRC to determine service actions.

---

**B181D11E****Explanation:**

CHIC timed out while getting a reserve ID to process a processor checkstop.

**Response:**

If this is a tracking event, no service actions are required. Otherwise, use the FRU and procedure callouts detailed with the SRC to determine service actions.

---

**B181D11F****Explanation:**

Failed while attempting to release the CHIC reserve.

**Response:**

If this is a tracking event, no service actions are required. Otherwise, use the FRU and procedure callouts detailed with the SRC to determine service actions.

---

**B181D120****Explanation:**

The processor runtime diagnostics failed to create an error handle for a processor checkstop.

**Response:**

If this is a tracking event, no service actions are required. Otherwise, use the FRU and procedure callouts detailed with the SRC to determine service actions.

---

**B181D121****Explanation:**

Failed to read main storage after a breakpoint attention

**Response:**

If this is a tracking event, no service actions are required. Otherwise, use the FRU and procedure callouts detailed with the SRC to determine service actions.

---

**B181D122****Explanation:**

Failed to write to main storage after a breakpoint attention.

**Response:**

If this is a tracking event, no service actions are required. Otherwise, use the FRU and procedure callouts detailed with the SRC to determine service actions.

---

**B181D123****Explanation:**

A bad return code was received from a write operation.

**Response:**

If this is a tracking event, no service actions are required. Otherwise, use the FRU and procedure

callouts detailed with the SRC to determine service actions.

---

**B181D124****Explanation:**

A JTAG lock cannot be released.

**Response:**

If this is a tracking event, no service actions are required. Otherwise, use the FRU and procedure callouts detailed with the SRC to determine service actions.

---

**B181D125****Explanation:**

CHIC failure when getting a functional group

**Response:**

If this is a tracking event, no service actions are required. Otherwise, use the FRU and procedure callouts detailed with the SRC to determine service actions.

---

**B181D126****Explanation:**

HDAT failed while mapping main storage to get attention areas.

**Response:**

If this is a tracking event, no service actions are required. Otherwise, use the FRU and procedure callouts detailed with the SRC to determine service actions.

---

**B181D127****Explanation:**

DA display failed during the write to main storage.

**Response:**

If this is a tracking event, no service actions are required. Otherwise, use the FRU and procedure callouts detailed with the SRC to determine service actions.

---

**B181D128****Explanation:**

An EcmdDataBuffer set length failure.

**Response:**

If this is a tracking event, no service actions are required. Otherwise, use the FRU and procedure callouts detailed with the SRC to determine service actions.

---

**B181D12B****Explanation:**

AH server processor failed.

**Response:**

If this is a tracking event, no service actions are required. Otherwise, use the FRU and procedure

callouts detailed with the SRC to determine service actions.

---

**B181D12C****Explanation:**

HYRS interface failure.

**Response:**

If this is a tracking event, no service actions are required. Otherwise, use the FRU and procedure callouts detailed with the SRC to determine service actions.

---

**B181D12D****Explanation:**

A CCSP interface failure.

**Response:**

If this is a tracking event, no service actions are required. Otherwise, use the FRU and procedure callouts detailed with the SRC to determine service actions.

---

**B181D12E****Explanation:**

SBCU interface failure.

**Response:**

If this is a tracking event, no service actions are required. Otherwise, use the FRU and procedure callouts detailed with the SRC to determine service actions.

---

**B181D12F****Explanation:**

Disabling the attentions failed.

**Response:**

If this is a tracking event, no service actions are required. Otherwise, use the FRU and procedure callouts detailed with the SRC to determine service actions.

---

**B181D131****Explanation:**

There was a failure of the mailbox interface on an asset protection attention .

**Response:**

If this is a tracking event, no service actions are required. Otherwise, use the FRU and procedure callouts detailed with the SRC to determine service actions.

---

**B181D133****Explanation:**

The CECserver firmware detected a stopped clock due to an error attention.

**Response:**

If this is a tracking event, no service actions are required. Otherwise, use the FRU and procedure callouts detailed with the SRC to determine service actions.

---

**B181D134****Explanation:**

AH server process failed.

**Response:**

If this is a tracking event, no service actions are required. Otherwise, use the FRU and procedure callouts detailed with the SRC to determine service actions.

---

**B181D135****Explanation:**

A function returned with a failure.

**Response:**

If this is a tracking event, no service actions are required. Otherwise, use the FRU and procedure callouts detailed with the SRC to determine service actions.

---

**B181D136****Explanation:**

The read utility failed to read the current IPL type from the state manager.

**Response:**

If this is a tracking event, no service actions are required. Otherwise, use the FRU and procedure callouts detailed with the SRC to determine service actions.

---

**B181D137****Explanation:**

A chip was asked to service a special attention, but it doesn't support it .

**Response:**

If this is a tracking event, no service actions are required. Otherwise, use the FRU and procedure callouts detailed with the SRC to determine service actions.

---

**B181D138****Explanation:**

The hypervisor requested a TI: an error log is built with the terminating SRC

**Response:**

If this is a tracking event, no service actions are required. Otherwise, use the FRU and procedure callouts detailed with the SRC to determine service actions.

---

**B181D139****Explanation:**

Manufacturing interface to read the policy flag failed.

**Response:**

If this is a tracking event, no service actions are required. Otherwise, use the FRU and procedure callouts detailed with the SRC to determine service actions.

---

**B181D13A****Explanation:**

The call to generate an event failed during a non-IO checkstop.

**Response:**

If this is a tracking event, no service actions are required. Otherwise, use the FRU and procedure callouts detailed with the SRC to determine service actions.

---

**B181D13B****Explanation:**

A null pointer was received: a pointer to the functional unit group SystemProc was expected.

**Response:**

If this is a tracking event, no service actions are required. Otherwise, use the FRU and procedure callouts detailed with the SRC to determine service actions.

---

**B181D13E****Explanation:**

The list of chips at attention came back empty: attention processing cannot continue.

**Response:**

If this is a tracking event, no service actions are required. Otherwise, use the FRU and procedure callouts detailed with the SRC to determine service actions.

---

**B181D13F****Explanation:**

The read utility failed to read the current role of the service processor.

**Response:**

If this is a tracking event, no service actions are required. Otherwise, use the FRU and procedure callouts detailed with the SRC to determine service actions.

---

**B181D140****Explanation:**

An event timed out.

**Response:**

If this is a tracking event, no service actions are required. Otherwise, use the FRU and procedure callouts detailed with the SRC to determine service actions.

---

**B181D141****Explanation:**

The chip attention handler was asked to handle an invalid attention type .

**Response:**

If this is a tracking event, no service actions are required. Otherwise, use the FRU and procedure callouts detailed with the SRC to determine service actions.

---

**B181D142****Explanation:**

A master attention alone was detected. This is a condition where the master attention bit is active when there are no valid attention types triggering this attention.

**Response:**

If this is a tracking event, no service actions are required. Otherwise, use the FRU and procedure callouts detailed with the SRC to determine service actions.

---

**B181D143****Explanation:**

A thread that isn't alive raised a special attention.

**Response:**

If this is a tracking event, no service actions are required. Otherwise, use the FRU and procedure callouts detailed with the SRC to determine service actions.

---

**B181D144****Explanation:**

One or more lines are stuck low because the value read back does not match the value

**Response:**

If this is a tracking event, no service actions are required. Otherwise, use the FRU and procedure callouts detailed with the SRC to determine service actions.

---

**B181D145****Explanation:**

An scom attention was detected on the current chip.

**Response:**

If this is a tracking event, no service actions are required. Otherwise, use the FRU and procedure callouts detailed with the SRC to determine service actions.

---

**B181D146****Explanation:**

The incorrect object was used.

**Response:**

If this is a tracking event, no service actions are required. Otherwise, use the FRU and procedure callouts detailed with the SRC to determine service actions.

---

**B181D147****Explanation:**

Failed to create the FSI thread attribute object.

**Response:**

If this is a tracking event, no service actions are required. Otherwise, use the FRU and procedure callouts detailed with the SRC to determine service actions.

---

**B181D148****Explanation:**

F ailed to get a lock

**Response:**

If this is a tracking event, no service actions are required. Otherwise, use the FRU and procedure callouts detailed with the SRC to determine service actions.

---

**B181D149****Explanation:**

The attention handler received an unexpected signal .

**Response:**

If this is a tracking event, no service actions are required. Otherwise, use the FRU and procedure callouts detailed with the SRC to determine service actions.

---

**B181D14A****Explanation:**

Error creating the chip ADAL strings file.

**Response:**

If this is a tracking event, no service actions are required. Otherwise, use the FRU and procedure callouts detailed with the SRC to determine service actions.

---

**B181D14D****Explanation:**

P5IOC attention-handling-in-progress set.

**Response:**

If this is a tracking event, no service actions are required. Otherwise, use the FRU and procedure callouts detailed with the SRC to determine service actions.

---

**B181D14E****Explanation:**

No attention line group object was found for this chip.

**Response:**

If this is a tracking event, no service actions are required. Otherwise, use the FRU and procedure callouts detailed with the SRC to determine service actions.

---

**B181D14F****Explanation:**

Failed to get the chip device strings

**Response:**

If this is a tracking event, no service actions are required. Otherwise, use the FRU and procedure callouts detailed with the SRC to determine service actions.

---

**B181D150****Explanation:**

Call out the chips on the attention line that caused the attention.

**Response:**

If this is a tracking event, no service actions are required. Otherwise, use the FRU and procedure callouts detailed with the SRC to determine service actions.

---

**B181D151****Explanation:**

There was a callout failure.

**Response:**

If this is a tracking event, no service actions are required. Otherwise, use the FRU and procedure callouts detailed with the SRC to determine service actions.

---

**B181D154****Explanation:**

The threads are not finished.

**Response:**

If this is a tracking event, no service actions are required. Otherwise, use the FRU and procedure callouts detailed with the SRC to determine service actions.

---

**B181D155****Explanation:**

There was a connection failure.

**Response:**

If this is a tracking event, no service actions are required. Otherwise, use the FRU and procedure callouts detailed with the SRC to determine service actions.

---

**B181D156****Explanation:**

Failed to process a message successfully

**Response:**

The FRU callouts are calculated at the time of the failure. See the error log for the actual replacement strategy.

---

**B181D157****Explanation:**

netsClose failed on the attnServer's input address.

**Response:**

The FRU callouts are calculated at the time of the failure. See the error log for the actual replacement strategy.

---

**B181D159****Explanation:**

An invalid register value was found.

**Response:**

If this is a tracking event, no service actions are required. Otherwise, use the FRU and procedure callouts detailed with the SRC to determine service actions.

---

**B181D15A****Explanation:**

Power fault detected while processing checkstop.

**Response:**

If this is a tracking event, no service actions are required. Otherwise, use the FRU and procedure callouts detailed with the SRC to determine service actions.

---

**B181D15D****Explanation:**

An empty list was found.

**Response:**

If this is a tracking event, no service actions are required. Otherwise, use the FRU and procedure callouts detailed with the SRC to determine service actions.

---

**B181D15F****Explanation:**

An SCOM attention/checkstop scenario was encountered.

**Response:**

If this is a tracking event, no service actions are required. Otherwise, use the FRU and procedure callouts detailed with the SRC to determine service actions.

---

**B181D160****Explanation:**

The attention component is terminating.

**Response:**

If this is a tracking event, no service actions are required. Otherwise, use the FRU and procedure

callouts detailed with the SRC to determine service actions.

---

**B181D161****Explanation:**

A monitor failure occurred.

**Response:**

If this is a tracking event, no service actions are required. Otherwise, use the FRU and procedure callouts detailed with the SRC to determine service actions.

---

**B181D163****Explanation:**

Unable to write to AhStartListening registry

**Response:**

The FRU callouts are calculated at the time of the failure. See the error log for the actual replacement strategy.

---

**B181D164****Explanation:**

read AhStartListening registry failed

**Response:**

The FRU callouts are calculated at the time of the failure. See the error log for the actual replacement strategy.

---

**B181D165****Explanation:**

A clock failure occurred.

**Response:**

If this is a tracking event, no service actions are required. Otherwise, use the FRU and procedure callouts detailed with the SRC to determine service actions.

---

**B181D167****Explanation:**

Firmware is increasing the allocated storage for accomodating hardware information database.

**Response:**

The FRU callouts are calculated at the time of the failure. See the error log for the actual replacement strategy.

---

**B181D168****Explanation:**

Firmware encountered an error due to configuration mismatch.

**Response:**

The FRU callouts are calculated at the time of the failure. See the error log for the actual replacement strategy.

---

**B181D169****Explanation:**

Firmware is attempting to stop clocks on encountering error. This function is not supported.

**Response:**

The FRU callouts are calculated at the time of the failure. See the error log for the actual replacement strategy.

---

**B181D16A****Explanation:**

Firmware encountered an internal error while processing attentions.

**Response:**

The FRU callouts are calculated at the time of the failure. See the error log for the actual replacement strategy.

---

**B181D16B****Explanation:**

Firmware encountered an internal error while processing attentions

**Response:**

The FRU callouts are calculated at the time of the failure. See the error log for the actual replacement strategy.

---

**B181D16C****Explanation:**

Only PowerVM is supported. Other hypervisors like PowerKVM are not supported.

**Response:**

The FRU callouts are calculated at the time of the failure. See the error log for the actual replacement strategy.

---

**B181D16D****Explanation:**

Service processor received attentions from Processor Self Boot Engine.

**Response:**

The FRU callouts are calculated at the time of the failure. See the error log for the actual replacement strategy.

---

**B181D16F****Explanation:**

A second copy of this error log is being created. The original error log should be committed here.

**Response:**

The FRU callouts are calculated at the time of the failure. See the error log for the actual replacement strategy.

---

**B181D170****Explanation:**

System is reconfiguring based on hardware availability.

**Response:**

The FRU callouts are calculated at the time of the failure. See the error log for the actual replacement strategy.

---

**B181D171****Explanation:**

This is an informational error log to assist debugging firmware.

**Response:**

The FRU callouts are calculated at the time of the failure. See the error log for the actual replacement strategy.

---

**B181D172****Explanation:**

Internal Firmware Error encountered during IPL.

**Response:**

The FRU callouts are calculated at the time of the failure. See the error log for the actual replacement strategy.

---

**B181D173****Explanation:**

Service processor has encountered an error with the FRU Service Interface to the CEC Processor.

**Response:**

The FRU callouts are calculated at the time of the failure. See the error log for the actual replacement strategy.

---

**B181D174****Explanation:**

The memory buffers reported an error: Refer to prior PRD elogs to indicate the actual failure..

**Response:**

The FRU callouts are calculated at the time of the failure. See the error log for the actual replacement strategy.

---

**B181D1FD****Explanation:**

Firmware has temporarily stopped processing attentions. Any attentions received now will be ignored.

**Response:**

The FRU callouts are calculated at the time of the failure. See the error log for the actual replacement strategy.

---

**B181D223****Explanation:**

A failure occurred when reading a registry value.

**Response:**

If this is a tracking event, no service actions are required. Otherwise, use the FRU and procedure callouts detailed with the SRC to determine service actions.

---

**B181D224****Explanation:**

An unknown box value was found.

**Response:**

If this is a tracking event, no service actions are required. Otherwise, use the FRU and procedure callouts detailed with the SRC to determine service actions.

---

**B181D225****Explanation:**

A failure occurred when reading a registry value.

**Response:**

If this is a tracking event, no service actions are required. Otherwise, use the FRU and procedure callouts detailed with the SRC to determine service actions.

---

**B181D226****Explanation:**

A failure occurred when reading a registry value.

**Response:**

If this is a tracking event, no service actions are required. Otherwise, use the FRU and procedure callouts detailed with the SRC to determine service actions.

---

**B181D227****Explanation:**

A failure occurred when reading a registry value.

**Response:**

If this is a tracking event, no service actions are required. Otherwise, use the FRU and procedure callouts detailed with the SRC to determine service actions.

---

**B181D228****Explanation:**

A failure occurred when trying to read the processor speed.

**Response:**

If this is a tracking event, no service actions are required. Otherwise, use the FRU and procedure callouts detailed with the SRC to determine service actions.

---

**B181D229**

**Explanation:**

An error occurred when a query was made of the power management mode.

**Response:**

If this is a tracking event, no service actions are required. Otherwise, use the FRU and procedure callouts detailed with the SRC to determine service actions.

---

**B181D22A****Explanation:**

Unable to configure a target.

**Response:**

If this is a tracking event, no service actions are required. Otherwise, use the FRU and procedure callouts detailed with the SRC to determine service actions.

---

**B181D22B****Explanation:**

An error occurred in a function.

**Response:**

If this is a tracking event, no service actions are required. Otherwise, use the FRU and procedure callouts detailed with the SRC to determine service actions.

---

**B181D22C****Explanation:**

A failure occurred when forking a child process.

**Response:**

If this is a tracking event, no service actions are required. Otherwise, use the FRU and procedure callouts detailed with the SRC to determine service actions.

---

**B181D22D****Explanation:**

Unable to signal the other processes to clean up via a system call.

**Response:**

If this is a tracking event, no service actions are required. Otherwise, use the FRU and procedure callouts detailed with the SRC to determine service actions.

---

**B181D22E****Explanation:**

The daemon may not be running.

**Response:**

If this is a tracking event, no service actions are required. Otherwise, use the FRU and procedure callouts detailed with the SRC to determine service actions.

---

**B181D22F****Explanation:**

The parser encountered too many of a special character on a single line.

**Response:**

If this is a tracking event, no service actions are required. Otherwise, use the FRU and procedure callouts detailed with the SRC to determine service actions.

---

**B181D230****Explanation:**

Unable to create a new daemon.

**Response:**

If this is a tracking event, no service actions are required. Otherwise, use the FRU and procedure callouts detailed with the SRC to determine service actions.

---

**B181D231****Explanation:**

An error occurred in a system call.

**Response:**

If this is a tracking event, no service actions are required. Otherwise, use the FRU and procedure callouts detailed with the SRC to determine service actions.

---

**B181D232****Explanation:**

A failure occurred in a function call.

**Response:**

If this is a tracking event, no service actions are required. Otherwise, use the FRU and procedure callouts detailed with the SRC to determine service actions.

---

**B181D233****Explanation:**

Unable to open the log file header after two attempts.

**Response:**

If this is a tracking event, no service actions are required. Otherwise, use the FRU and procedure callouts detailed with the SRC to determine service actions.

---

**B181D234****Explanation:**

Unable to open the log file after two attempts. .

**Response:**

If this is a tracking event, no service actions are required. Otherwise, use the FRU and procedure callouts detailed with the SRC to determine service actions.

---



---

**B181D235****Explanation:**

Unable to write the log file header.

**Response:**

If this is a tracking event, no service actions are required. Otherwise, use the FRU and procedure callouts detailed with the SRC to determine service actions.

---

**B181D236****Explanation:**

Unable to write the log file data.

**Response:**

If this is a tracking event, no service actions are required. Otherwise, use the FRU and procedure callouts detailed with the SRC to determine service actions.

---

**B181D237****Explanation:**

The stepsize is zero, which is invalid.

**Response:**

If this is a tracking event, no service actions are required. Otherwise, use the FRU and procedure callouts detailed with the SRC to determine service actions.

---

**B181D238****Explanation:**

An error occurred in a system call.

**Response:**

If this is a tracking event, no service actions are required. Otherwise, use the FRU and procedure callouts detailed with the SRC to determine service actions.

---

**B181D239****Explanation:**

An error occurred in a system call.

**Response:**

If this is a tracking event, no service actions are required. Otherwise, use the FRU and procedure callouts detailed with the SRC to determine service actions.

---

**B181D23A****Explanation:**

An error occurred in a system call.

**Response:**

If this is a tracking event, no service actions are required. Otherwise, use the FRU and procedure callouts detailed with the SRC to determine service actions.

---

**B181D23B****Explanation:**

The expected number of processors was not found.

**Response:**

If this is a tracking event, no service actions are required. Otherwise, use the FRU and procedure callouts detailed with the SRC to determine service actions.

---

**B181D23C****Explanation:**

An invalid number of arguments was received for a command.

**Response:**

If this is a tracking event, no service actions are required. Otherwise, use the FRU and procedure callouts detailed with the SRC to determine service actions.

---

**B181D23D****Explanation:**

The requested pass-through command failed.

**Response:**

If this is a tracking event, no service actions are required. Otherwise, use the FRU and procedure callouts detailed with the SRC to determine service actions.

---

**B181D23E****Explanation:**

An invalid command was found.

**Response:**

If this is a tracking event, no service actions are required. Otherwise, use the FRU and procedure callouts detailed with the SRC to determine service actions.

---

**B181D23F****Explanation:**

An internal error occurred when a query was made of the current power management mode.

**Response:**

If this is a tracking event, no service actions are required. Otherwise, use the FRU and procedure callouts detailed with the SRC to determine service actions.

---

**B181D240****Explanation:**

A failure occurred when forking a child process.

**Response:**

If this is a tracking event, no service actions are required. Otherwise, use the FRU and procedure

callouts detailed with the SRC to determine service actions.

---

**B181D241****Explanation:**

The input argument was not a valid string buffer.

**Response:**

If this is a tracking event, no service actions are required. Otherwise, use the FRU and procedure callouts detailed with the SRC to determine service actions.

---

**B181D242****Explanation:**

An error occurred when updating the table iteration count.

**Response:**

If this is a tracking event, no service actions are required. Otherwise, use the FRU and procedure callouts detailed with the SRC to determine service actions.

---

**B181D243****Explanation:**

An error occurred when executing a table command.

**Response:**

If this is a tracking event, no service actions are required. Otherwise, use the FRU and procedure callouts detailed with the SRC to determine service actions.

---

**B181D244****Explanation:**

An error occurred when writing the number of the currently-executing line.

**Response:**

If this is a tracking event, no service actions are required. Otherwise, use the FRU and procedure callouts detailed with the SRC to determine service actions.

---

**B181D245****Explanation:**

An error was returned from a slew command.

**Response:**

If this is a tracking event, no service actions are required. Otherwise, use the FRU and procedure callouts detailed with the SRC to determine service actions.

---

**B181D247****Explanation:**

An error occurred when executing a sweep command.

**Response:**

If this is a tracking event, no service actions are required. Otherwise, use the FRU and procedure callouts detailed with the SRC to determine service actions.

---

**B181D248****Explanation:**

Informational message: The customer-requested power mode was changed outside of this application's control. The power mode was probably changed by an external entity.

**Response:**

If this is a tracking event, no service actions are required. Otherwise, use the FRU and procedure callouts detailed with the SRC to determine service actions.

---

**B181D301****Explanation:**

An internal error while accessing the cluster machine type/model.

**Response:**

If this is a tracking event, no service actions are required. Otherwise, use the FRU and procedure callouts detailed with the SRC to determine service actions.

---

**B181D302****Explanation:**

An operation on a session entry object failed.

**Response:**

If this is a tracking event, no service actions are required. Otherwise, use the FRU and procedure callouts detailed with the SRC to determine service actions.

---

**B181D303****Explanation:**

Failed to construct a netc address object.

**Response:**

If this is a tracking event, no service actions are required. Otherwise, use the FRU and procedure callouts detailed with the SRC to determine service actions.

---

**B181D304****Explanation:**

A call into a NETS component interface failed.

**Response:**

If this is a tracking event, no service actions are required. Otherwise, use the FRU and procedure callouts detailed with the SRC to determine service actions.

---

**B181D305**

**Explanation:**

The mboxOpenHMCInterface call succeeded but the hypervisor returned an error when attempting to open a hypervisor session.

**Response:**

If this is a tracking event, no service actions are required. Otherwise, use the FRU and procedure callouts detailed with the SRC to determine service actions.

---

**B181D306****Explanation:**

Failed to read or write data to or from a data buffer.

**Response:**

If this is a tracking event, no service actions are required. Otherwise, use the FRU and procedure callouts detailed with the SRC to determine service actions.

---

**B181D307****Explanation:**

The hypervisor returned an unsuccessful status while trying to close a VTTY session.

**Response:**

If this is a tracking event, no service actions are required. Otherwise, use the FRU and procedure callouts detailed with the SRC to determine service actions.

---

**B181D308****Explanation:**

Failed to read or write a registry key.

**Response:**

If this is a tracking event, no service actions are required. Otherwise, use the FRU and procedure callouts detailed with the SRC to determine service actions.

---

**B181D309****Explanation:**

The caller attempted to create an event broadcast object using an unknown broadcast type.

**Response:**

If this is a tracking event, no service actions are required. Otherwise, use the FRU and procedure callouts detailed with the SRC to determine service actions.

---

**B181D30A****Explanation:**

The caller attempted to perform an operation on an invalid file type.

**Response:**

If this is a tracking event, no service actions are required. Otherwise, use the FRU and procedure

callouts detailed with the SRC to determine service actions.

---

**B181D30B****Explanation:**

The VTTY session being searched for was not found.

**Response:**

If this is a tracking event, no service actions are required. Otherwise, use the FRU and procedure callouts detailed with the SRC to determine service actions.

---

**B181D30C****Explanation:**

Failed trying to subscribe to, or signal, an event.

**Response:**

If this is a tracking event, no service actions are required. Otherwise, use the FRU and procedure callouts detailed with the SRC to determine service actions.

---

**B181D30D****Explanation:**

Memory allocation failure.

**Response:**

If this is a tracking event, no service actions are required. Otherwise, use the FRU and procedure callouts detailed with the SRC to determine service actions.

---

**B181D30E****Explanation:**

The hardware management console (HMC) was unable to open a hypervisor session because the service processor (or system controller) firmware determined that the hypervisor was not running.

**Response:**

If this is a tracking event, no service actions are required. Otherwise, use the FRU and procedure callouts detailed with the SRC to determine service actions.

---

**B181D30F****Explanation:**

A call into spifWriteBlockCommand to get the cage and frame number failed. The failure is not specified, so the service processor (or system controller) will return a generic failure status to the hardware management console (HMC).

**Response:**

If this is a tracking event, no service actions are required. Otherwise, use the FRU and procedure callouts detailed with the SRC to determine service actions.

---

**B181D310**

**Explanation:**

An error was received when trying to open the LEDs file.

**Response:**

If this is a tracking event, no service actions are required. Otherwise, use the FRU and procedure callouts detailed with the SRC to determine service actions.

---

**B181D311****Explanation:**

Using the non-blocking mode for semaphore operations, it was determined that no operation was performed during the lock table command.

**Response:**

If this is a tracking event, no service actions are required. Otherwise, use the FRU and procedure callouts detailed with the SRC to determine service actions.

---

**B181D312****Explanation:**

The caller of an interface supplied an invalid parameter or the interface unexpectedly failed.

**Response:**

If this is a tracking event, no service actions are required. Otherwise, use the FRU and procedure callouts detailed with the SRC to determine service actions.

---

**B181D313****Explanation:**

Failed to calculate the timestamp stored in the session entry object.

**Response:**

If this is a tracking event, no service actions are required. Otherwise, use the FRU and procedure callouts detailed with the SRC to determine service actions.

---

**B181D314****Explanation:**

Failed to acknowledge surveillance.

**Response:**

If this is a tracking event, no service actions are required. Otherwise, use the FRU and procedure callouts detailed with the SRC to determine service actions.

---

**B181D315****Explanation:**

The hardware management console (HMC) sent an invalid record.

**Response:**

If this is a tracking event, no service actions are required. Otherwise, use the FRU and procedure callouts detailed with the SRC to determine service actions.

---

**B181D316****Explanation:**

The client was not able to obtain the requested resource lock.

**Response:**

If this is a tracking event, no service actions are required. Otherwise, use the FRU and procedure callouts detailed with the SRC to determine service actions.

---

**B181D317****Explanation:**

The client was unable to release a resource lock.

**Response:**

If this is a tracking event, no service actions are required. Otherwise, use the FRU and procedure callouts detailed with the SRC to determine service actions.

---

**B181D318****Explanation:**

UTIL component file-related operation failed.

**Response:**

If this is a tracking event, no service actions are required. Otherwise, use the FRU and procedure callouts detailed with the SRC to determine service actions.

---

**B181D319****Explanation:**

The client that was attempting to authenticate itself supplied an invalid password.

**Response:**

If this is a tracking event, no service actions are required. Otherwise, use the FRU and procedure callouts detailed with the SRC to determine service actions.

---

**B181D31A****Explanation:**

An SMGR component operation failed.

**Response:**

If this is a tracking event, no service actions are required. Otherwise, use the FRU and procedure callouts detailed with the SRC to determine service actions.

---

**B181D31B****Explanation:**

A command sent to the hypervisor failed with a return status.

**Response:**

If this is a tracking event, no service actions are required. Otherwise, use the FRU and procedure callouts detailed with the SRC to determine service actions.

---

**B181D31C**

**Explanation:**

Unable to issue this command unless the hypervisor is at standby.

**Response:**

If this is a tracking event, no service actions are required. Otherwise, use the FRU and procedure callouts detailed with the SRC to determine service actions.

---

**B181D31D**

**Explanation:**

A SPIF component operation failed.

**Response:**

If this is a tracking event, no service actions are required. Otherwise, use the FRU and procedure callouts detailed with the SRC to determine service actions.

---

**B181D31E**

**Explanation:**

A failure occurred in an API.

**Response:**

If this is a tracking event, no service actions are required. Otherwise, use the FRU and procedure callouts detailed with the SRC to determine service actions.

---

**B181D31F**

**Explanation:**

An error occurred.

**Response:**

If this is a tracking event, no service actions are required. Otherwise, use the FRU and procedure callouts detailed with the SRC to determine service actions.

---

**B181D320**

**Explanation:**

The response data from SPIF was not valid.

**Response:**

If this is a tracking event, no service actions are required. Otherwise, use the FRU and procedure callouts detailed with the SRC to determine service actions.

---

**B181D321**

**Explanation:**

A validation error occurred.

**Response:**

If this is a tracking event, no service actions are required. Otherwise, use the FRU and procedure callouts detailed with the SRC to determine service actions.

---

**B181D322**

**Explanation:**

A code update (CUPD) error occurred.

**Response:**

If this is a tracking event, no service actions are required. Otherwise, use the FRU and procedure callouts detailed with the SRC to determine service actions.

---

**B181D323**

**Explanation:**

The CHIC component returned a failure code.

**Response:**

If this is a tracking event, no service actions are required. Otherwise, use the FRU and procedure callouts detailed with the SRC to determine service actions.

---

**B181D324**

**Explanation:**

Informational message: No system memory was found by the guard function, so the system has never been booted.

**Response:**

If this is a tracking event, no service actions are required. Otherwise, use the FRU and procedure callouts detailed with the SRC to determine service actions.

---

**B181D325**

**Explanation:**

Failed to perform the requested operation due to lack of access permissions.

**Response:**

If this is a tracking event, no service actions are required. Otherwise, use the FRU and procedure callouts detailed with the SRC to determine service actions.

---

**B181D326**

**Explanation:**

A concurrent maintenance interface returned an error.

**Response:**

If this is a tracking event, no service actions are required. Otherwise, use the FRU and procedure callouts detailed with the SRC to determine service actions.

---

---

**B181D327****Explanation:**

Unable to initiate the node controller dump due to the wrong target system.

**Response:**

If this is a tracking event, no service actions are required. Otherwise, use the FRU and procedure callouts detailed with the SRC to determine service actions.

---

**B181D328****Explanation:**

A resource was not found.

**Response:**

If this is a tracking event, no service actions are required. Otherwise, use the FRU and procedure callouts detailed with the SRC to determine service actions.

---

**B181D329****Explanation:**

Failed to get the gard data.

**Response:**

If this is a tracking event, no service actions are required. Otherwise, use the FRU and procedure callouts detailed with the SRC to determine service actions.

---

**B181D330****Explanation:**

Failure occurred while retrieving the machine characteristics details from the service processor system model.

**Response:**

The FRU callouts are calculated at the time of the failure. See the error log for the actual replacement strategy.

---

**B181D401****Explanation:**

An error occurred.

**Response:**

If this is a tracking event, no service actions are required. Otherwise, use the FRU and procedure callouts detailed with the SRC to determine service actions.

---

**B181D402****Explanation:**

Failed to spawn a process, or a failure occurred in a UNIX system call.

**Response:**

If this is a tracking event, no service actions are required. Otherwise, use the FRU and procedure

callouts detailed with the SRC to determine service actions.

---

**B181D403****Explanation:**

An error occurred.

**Response:**

If this is a tracking event, no service actions are required. Otherwise, use the FRU and procedure callouts detailed with the SRC to determine service actions.

---

**B181D404****Explanation:**

Error: no command found in command table

**Response:**

The FRU callouts are calculated at the time of the failure. See the error log for the actual replacement strategy.

---

**B181D405****Explanation:**

Error: no command found in command table

**Response:**

The FRU callouts are calculated at the time of the failure. See the error log for the actual replacement strategy.

---

**B181D406****Explanation:**

An error occurred, but the reason for the error was not determined.

**Response:**

If this is a tracking event, no service actions are required. Otherwise, use the FRU and procedure callouts detailed with the SRC to determine service actions.

---

**B181D409****Explanation:**

Error: failed to set power savings mode

**Response:**

The FRU callouts are calculated at the time of the failure. See the error log for the actual replacement strategy.

---

**B181D40A****Explanation:**

Firmware Internal Error.

**Response:**

The FRU callouts are calculated at the time of the failure. See the error log for the actual replacement strategy.

---

**B181D40B**

**Explanation:**

Firmware Internal Error

**Response:**

The FRU callouts are calculated at the time of the failure. See the error log for the actual replacement strategy.

---

**B181D40C****Explanation:**

Not supported Energy Management Command.

**Response:**

The FRU callouts are calculated at the time of the failure. See the error log for the actual replacement strategy.

---

**B181D502****Explanation:**

An SDR record that was not type 2 or type 3 was found.

**Response:**

If this is a tracking event, no service actions are required. Otherwise, use the FRU and procedure callouts detailed with the SRC to determine service actions.

---

**B181D503****Explanation:**

Failure to read a registry value.

**Response:**

If this is a tracking event, no service actions are required. Otherwise, use the FRU and procedure callouts detailed with the SRC to determine service actions.

---

**B181D505****Explanation:**

Unable to create the IPMI server process.

**Response:**

If this is a tracking event, no service actions are required. Otherwise, use the FRU and procedure callouts detailed with the SRC to determine service actions.

---

**B181D506****Explanation:**

An open operation failed on a device.

**Response:**

If this is a tracking event, no service actions are required. Otherwise, use the FRU and procedure callouts detailed with the SRC to determine service actions.

---

**B181D507****Explanation:**

A close operation failed on a device.

**Response:**

If this is a tracking event, no service actions are required. Otherwise, use the FRU and procedure callouts detailed with the SRC to determine service actions.

---

**B181D508****Explanation:**

A read operation failed on a device.

**Response:**

If this is a tracking event, no service actions are required. Otherwise, use the FRU and procedure callouts detailed with the SRC to determine service actions.

---

**B181D509****Explanation:**

A write operation failed on a device.

**Response:**

If this is a tracking event, no service actions are required. Otherwise, use the FRU and procedure callouts detailed with the SRC to determine service actions.

---

**B181D50A****Explanation:**

A configuration operation failed on a device.

**Response:**

If this is a tracking event, no service actions are required. Otherwise, use the FRU and procedure callouts detailed with the SRC to determine service actions.

---

**B181D50B****Explanation:**

Unable to open the general purpose I/O (GPIO) engine to read the slot ID.

**Response:**

If this is a tracking event, no service actions are required. Otherwise, use the FRU and procedure callouts detailed with the SRC to determine service actions.

---

**B181D50C****Explanation:**

Unable to close the general purpose I/O (GPIO) engine of a device.

**Response:**

If this is a tracking event, no service actions are required. Otherwise, use the FRU and procedure callouts detailed with the SRC to determine service actions.

---

**B181D50D****Explanation:**

An error occurred when trying to read the general purpose I/O (GPIO) pin.

**Response:**

If this is a tracking event, no service actions are required. Otherwise, use the FRU and procedure callouts detailed with the SRC to determine service actions.

---

**B181D50E**

**Explanation:**

Unable to create a process.

**Response:**

If this is a tracking event, no service actions are required. Otherwise, use the FRU and procedure callouts detailed with the SRC to determine service actions.

---

**B181D50F**

**Explanation:**

The dispatcher received a signal.

**Response:**

If this is a tracking event, no service actions are required. Otherwise, use the FRU and procedure callouts detailed with the SRC to determine service actions.

---

**B181D510**

**Explanation:**

Unable to create the dispatcher thread.

**Response:**

If this is a tracking event, no service actions are required. Otherwise, use the FRU and procedure callouts detailed with the SRC to determine service actions.

---

**B181D521**

**Explanation:**

An IPMI command timed out.

**Response:**

If this is a tracking event, no service actions are required. Otherwise, use the FRU and procedure callouts detailed with the SRC to determine service actions.

---

**B181D523**

**Explanation:**

Read Command received with data length field specifying zero bytes of data

**Response:**

The FRU callouts are calculated at the time of the failure. See the error log for the actual replacement strategy.

---

**B181D524**

**Explanation:**

Caller request had unprocessed bytes

**Response:**

The FRU callouts are calculated at the time of the failure. See the error log for the actual replacement strategy.

---

**B181D525**

**Explanation:**

Failed to decode context ID, TLV data does not contain a byte

**Response:**

The FRU callouts are calculated at the time of the failure. See the error log for the actual replacement strategy.

---

**B181D526**

**Explanation:**

Failed to decode context ID, TLV data field is greater than one byte

**Response:**

The FRU callouts are calculated at the time of the failure. See the error log for the actual replacement strategy.

---

**B181D529**

**Explanation:**

The open directory called failed on directory listed in user details

**Response:**

The FRU callouts are calculated at the time of the failure. See the error log for the actual replacement strategy.

---

**B181D52A**

**Explanation:**

The read directory called failed on directory listed in user details

**Response:**

The FRU callouts are calculated at the time of the failure. See the error log for the actual replacement strategy.

---

**B181D52B**

**Explanation:**

Error returned from the closed directory call

**Response:**

The FRU callouts are calculated at the time of the failure. See the error log for the actual replacement strategy.

---

**B181D52C**

**Explanation:**

Failed to decode context ID, context ID value of zero was retrieved



**Response:**

The FRU callouts are calculated at the time of the failure. See the error log for the actual replacement strategy.

---

**B181D52D****Explanation:**

Error returned from util file when attempting to open a file

**Response:**

The FRU callouts are calculated at the time of the failure. See the error log for the actual replacement strategy.

---

**B181D52E****Explanation:**

Error returned from util file when attempting to read file size

**Response:**

The FRU callouts are calculated at the time of the failure. See the error log for the actual replacement strategy.

---

**B181D52F****Explanation:**

Error returned from util file when attempting to read file data

**Response:**

The FRU callouts are calculated at the time of the failure. See the error log for the actual replacement strategy.

---

**B181D530****Explanation:**

Error returned from util file when attempting to read file data

**Response:**

The FRU callouts are calculated at the time of the failure. See the error log for the actual replacement strategy.

---

**B181D531****Explanation:**

Error returned from utilfile when attempting to close file

**Response:**

The FRU callouts are calculated at the time of the failure. See the error log for the actual replacement strategy.

---

**B181D532****Explanation:**

Error returned from utilfile when attempting to write the header of ipmi property file

**Response:**

The FRU callouts are calculated at the time of the failure. See the error log for the actual replacement strategy.

---

**B181D534****Explanation:**

A request was made to write a property, but the requested type is different than the current data type

**Response:**

The FRU callouts are calculated at the time of the failure. See the error log for the actual replacement strategy.

---

**B181D535****Explanation:**

Maximum response size is set too small

**Response:**

The FRU callouts are calculated at the time of the failure. See the error log for the actual replacement strategy.

---

**B181D537****Explanation:**

Error returned from the remove directory call

**Response:**

The FRU callouts are calculated at the time of the failure. See the error log for the actual replacement strategy.

---

**B181D538****Explanation:**

error returned when attempting to set thread to detached state

**Response:**

The FRU callouts are calculated at the time of the failure. See the error log for the actual replacement strategy.

---

**B181D539****Explanation:**

error returned from pthread\_attr\_init

**Response:**

The FRU callouts are calculated at the time of the failure. See the error log for the actual replacement strategy.

---

**B181D53A****Explanation:**

error returned when attempting to set thread to detached state

**Response:**

The FRU callouts are calculated at the time of the failure. See the error log for the actual replacement strategy.

---

**B181D53B****Explanation:**

Firmware Update failed

**Response:**

The FRU callouts are calculated at the time of the failure. See the error log for the actual replacement strategy.

---

**B181D53C****Explanation:**

error returned from ncfg when writing the FSP Object

**Response:**

The FRU callouts are calculated at the time of the failure. See the error log for the actual replacement strategy.

---

**B181D53D****Explanation:**

error returned when trying to write a property check completion code and return code for reasons

**Response:**

The FRU callouts are calculated at the time of the failure. See the error log for the actual replacement strategy.

---

**B181D548****Explanation:**

An informational event was generated on the service processor.

**Response:**

This is an informational tracking event and no service action is required.

---

**B181D549****Explanation:**

Setting datacenter mode failed

**Response:**

The FRU callouts are calculated at the time of the failure. See the error log for the actual replacement strategy.

---

**B181D54A****Explanation:**

Setting datacenter mode failed

**Response:**

The FRU callouts are calculated at the time of the failure. See the error log for the actual replacement strategy.

---

**B181D54B****Explanation:**

Setting datacenter mode failed

**Response:**

The FRU callouts are calculated at the time of the failure. See the error log for the actual replacement strategy.

---

**B181D54C****Explanation:**

Setting datacenter mode failed

**Response:**

The FRU callouts are calculated at the time of the failure. See the error log for the actual replacement strategy.

---

**B181D54D****Explanation:**

Requested boot device selector is not currently allowed at this time

**Response:**

The FRU callouts are calculated at the time of the failure. See the error log for the actual replacement strategy.

---

**B181D5FF****Explanation:**

An unrecognized IPMI command was encountered.

**Response:**

If this is a tracking event, no service actions are required. Otherwise, use the FRU and procedure callouts detailed with the SRC to determine service actions.

---

**B181D601****Explanation:**

Failed to read the path from the registry.

**Response:**

If this is a tracking event, no service actions are required. Otherwise, use the FRU and procedure callouts detailed with the SRC to determine service actions.

---

**B181D602****Explanation:**

Failed to fork a daemon.

**Response:**

If this is a tracking event, no service actions are required. Otherwise, use the FRU and procedure callouts detailed with the SRC to determine service actions.

---

**B181D603****Explanation:**

Failed to create a synchronization file.

**Response:**

If this is a tracking event, no service actions are required. Otherwise, use the FRU and procedure

callouts detailed with the SRC to determine service actions.

---

**B181D604****Explanation:**

An unexpected reply was received from a daemon.

**Response:**

If this is a tracking event, no service actions are required. Otherwise, use the FRU and procedure callouts detailed with the SRC to determine service actions.

---

**B181D605****Explanation:**

A function call failed.

**Response:**

If this is a tracking event, no service actions are required. Otherwise, use the FRU and procedure callouts detailed with the SRC to determine service actions.

---

**B181D606****Explanation:**

A function call failed.

**Response:**

If this is a tracking event, no service actions are required. Otherwise, use the FRU and procedure callouts detailed with the SRC to determine service actions.

---

**B181D607****Explanation:**

Failed to synchronize with a daemon.

**Response:**

If this is a tracking event, no service actions are required. Otherwise, use the FRU and procedure callouts detailed with the SRC to determine service actions.

---

**B181D608****Explanation:**

Failed to create the network client address object.

**Response:**

If this is a tracking event, no service actions are required. Otherwise, use the FRU and procedure callouts detailed with the SRC to determine service actions.

---

**B181D609****Explanation:**

A function call failed.

**Response:**

If this is a tracking event, no service actions are required. Otherwise, use the FRU and procedure

callouts detailed with the SRC to determine service actions.

---

**B181D60B****Explanation:**

Failed to establish the listening queue on the network server address.

**Response:**

If this is a tracking event, no service actions are required. Otherwise, use the FRU and procedure callouts detailed with the SRC to determine service actions.

---

**B181D60C****Explanation:**

Failed to bind the network server address.

**Response:**

If this is a tracking event, no service actions are required. Otherwise, use the FRU and procedure callouts detailed with the SRC to determine service actions.

---

**B181D60D****Explanation:**

Failed to create the network server address object.

**Response:**

If this is a tracking event, no service actions are required. Otherwise, use the FRU and procedure callouts detailed with the SRC to determine service actions.

---

**B181D60E****Explanation:**

The input parameters were not valid.

**Response:**

If this is a tracking event, no service actions are required. Otherwise, use the FRU and procedure callouts detailed with the SRC to determine service actions.

---

**B181D60F****Explanation:**

Failed to lock a thread mutex.

**Response:**

If this is a tracking event, no service actions are required. Otherwise, use the FRU and procedure callouts detailed with the SRC to determine service actions.

---

**B181D610****Explanation:**

Failed to unlock a thread mutex.

**Response:**

If this is a tracking event, no service actions are required. Otherwise, use the FRU and procedure

callouts detailed with the SRC to determine service actions.

---

**B181D611****Explanation:**

Failed to initialize a mutex.

**Response:**

If this is a tracking event, no service actions are required. Otherwise, use the FRU and procedure callouts detailed with the SRC to determine service actions.

---

**B181D612****Explanation:**

A function call failed.

**Response:**

If this is a tracking event, no service actions are required. Otherwise, use the FRU and procedure callouts detailed with the SRC to determine service actions.

---

**B181D614****Explanation:**

Failed to initialize a condition.

**Response:**

If this is a tracking event, no service actions are required. Otherwise, use the FRU and procedure callouts detailed with the SRC to determine service actions.

---

**B181D615****Explanation:**

A function call failed.

**Response:**

If this is a tracking event, no service actions are required. Otherwise, use the FRU and procedure callouts detailed with the SRC to determine service actions.

---

**B181D617****Explanation:**

A partition dump request failed.

**Response:**

If this is a tracking event, no service actions are required. Otherwise, use the FRU and procedure callouts detailed with the SRC to determine service actions.

---

**B181D618****Explanation:**

A function call failed.

**Response:**

If this is a tracking event, no service actions are required. Otherwise, use the FRU and procedure

callouts detailed with the SRC to determine service actions.

---

**B181D619****Explanation:**

A function call failed.

**Response:**

If this is a tracking event, no service actions are required. Otherwise, use the FRU and procedure callouts detailed with the SRC to determine service actions.

---

**B181D61A****Explanation:**

A function call failed.

**Response:**

If this is a tracking event, no service actions are required. Otherwise, use the FRU and procedure callouts detailed with the SRC to determine service actions.

---

**B181D61B****Explanation:**

Unable to find the LED access record for the requested LED.

**Response:**

If this is a tracking event, no service actions are required. Otherwise, use the FRU and procedure callouts detailed with the SRC to determine service actions.

---

**B181D61C****Explanation:**

Failed to drive an LED with the drive LED function.

**Response:**

If this is a tracking event, no service actions are required. Otherwise, use the FRU and procedure callouts detailed with the SRC to determine service actions.

---

**B181D61D****Explanation:**

A function call failed.

**Response:**

If this is a tracking event, no service actions are required. Otherwise, use the FRU and procedure callouts detailed with the SRC to determine service actions.

---

**B181D61E****Explanation:**

An unexpected maximum resource ID (RID) was received.

**Response:**

If this is a tracking event, no service actions are required. Otherwise, use the FRU and procedure callouts detailed with the SRC to determine service actions.

---

**B181D621****Explanation:**

A function call failed.

**Response:**

If this is a tracking event, no service actions are required. Otherwise, use the FRU and procedure callouts detailed with the SRC to determine service actions.

---

**B181D622****Explanation:**

A function call failed.

**Response:**

If this is a tracking event, no service actions are required. Otherwise, use the FRU and procedure callouts detailed with the SRC to determine service actions.

---

**B181D623****Explanation:**

Failed to create an event thread.

**Response:**

If this is a tracking event, no service actions are required. Otherwise, use the FRU and procedure callouts detailed with the SRC to determine service actions.

---

**B181D625****Explanation:**

A function call failed.

**Response:**

If this is a tracking event, no service actions are required. Otherwise, use the FRU and procedure callouts detailed with the SRC to determine service actions.

---

**B181D626****Explanation:**

An unrecognized event was received.

**Response:**

If this is a tracking event, no service actions are required. Otherwise, use the FRU and procedure callouts detailed with the SRC to determine service actions.

---

**B181D627****Explanation:**

Failed to read a registry variable.

**Response:**

If this is a tracking event, no service actions are required. Otherwise, use the FRU and procedure callouts detailed with the SRC to determine service actions.

---

**B181D628****Explanation:**

Failed to read the current state data.

**Response:**

If this is a tracking event, no service actions are required. Otherwise, use the FRU and procedure callouts detailed with the SRC to determine service actions.

---

**B181D629****Explanation:**

Failed to read the current power state.

**Response:**

If this is a tracking event, no service actions are required. Otherwise, use the FRU and procedure callouts detailed with the SRC to determine service actions.

---

**B181D62A****Explanation:**

Failed to open an engine on a device.

**Response:**

If this is a tracking event, no service actions are required. Otherwise, use the FRU and procedure callouts detailed with the SRC to determine service actions.

---

**B181D62B****Explanation:**

Failed to write to the general purpose (GP) I/O pin.

**Response:**

If this is a tracking event, no service actions are required. Otherwise, use the FRU and procedure callouts detailed with the SRC to determine service actions.

---

**B181D62C****Explanation:**

Failed to close the general purpose (GP) I/O engine.

**Response:**

If this is a tracking event, no service actions are required. Otherwise, use the FRU and procedure callouts detailed with the SRC to determine service actions.

---

**B181D62D****Explanation:**

Unable to create a context.

**Response:**

If this is a tracking event, no service actions are required. Otherwise, use the FRU and procedure callouts detailed with the SRC to determine service actions.

---

**B181D62F****Explanation:**

A function call failed.

**Response:**

If this is a tracking event, no service actions are required. Otherwise, use the FRU and procedure callouts detailed with the SRC to determine service actions.

---

**B181D630****Explanation:**

A function call failed.

**Response:**

If this is a tracking event, no service actions are required. Otherwise, use the FRU and procedure callouts detailed with the SRC to determine service actions.

---

**B181D633****Explanation:**

The initial attempt to submit "press" control blocks failed.

**Response:**

If this is a tracking event, no service actions are required. Otherwise, use the FRU and procedure callouts detailed with the SRC to determine service actions.

---

**B181D634****Explanation:**

Failure when waiting for the control blocks to complete.

**Response:**

If this is a tracking event, no service actions are required. Otherwise, use the FRU and procedure callouts detailed with the SRC to determine service actions.

---

**B181D635****Explanation:**

An attempt to submit control blocks failed.

**Response:**

If this is a tracking event, no service actions are required. Otherwise, use the FRU and procedure callouts detailed with the SRC to determine service actions.

---

**B181D637****Explanation:**

Unable to set the pins to an unconfigured mode.

**Response:**

If this is a tracking event, no service actions are required. Otherwise, use the FRU and procedure callouts detailed with the SRC to determine service actions.

---

**B181D638****Explanation:**

Unable to set the button debounce interval

**Response:**

If this is a tracking event, no service actions are required. Otherwise, use the FRU and procedure callouts detailed with the SRC to determine service actions.

---

**B181D639****Explanation:**

Unable to configure the power good (pgood) register.

**Response:**

If this is a tracking event, no service actions are required. Otherwise, use the FRU and procedure callouts detailed with the SRC to determine service actions.

---

**B181D63A****Explanation:**

A function reported a failure.

**Response:**

If this is a tracking event, no service actions are required. Otherwise, use the FRU and procedure callouts detailed with the SRC to determine service actions.

---

**B181D63B****Explanation:**

A function call failed.

**Response:**

If this is a tracking event, no service actions are required. Otherwise, use the FRU and procedure callouts detailed with the SRC to determine service actions.

---

**B181D63C****Explanation:**

Unable to determine if a power lock is being held or not.

**Response:**

If this is a tracking event, no service actions are required. Otherwise, use the FRU and procedure callouts detailed with the SRC to determine service actions.

---

**B181D63D****Explanation:**

The general purpose (GP) I/O device that the control (operator) panel did not show up within the allotted time

**Response:**

If this is a tracking event, no service actions are required. Otherwise, use the FRU and procedure callouts detailed with the SRC to determine service actions.

---

**B181D63E**

**Explanation:**

Failed to kill thread.

**Response:**

The FRU callouts are calculated at the time of the failure. See the error log for the actual replacement strategy.

---

**B181D63F**

**Explanation:**

Requested thread doesn't exist.

**Response:**

The FRU callouts are calculated at the time of the failure. See the error log for the actual replacement strategy.

---

**B181D642**

**Explanation:**

Failed to get ctrl block status

**Response:**

The FRU callouts are calculated at the time of the failure. See the error log for the actual replacement strategy.

---

**B181D643**

**Explanation:**

Failed to submit wait on GPIO

**Response:**

The FRU callouts are calculated at the time of the failure. See the error log for the actual replacement strategy.

---

**B181D644**

**Explanation:**

Failed to submit coltrol block on GPIO

**Response:**

The FRU callouts are calculated at the time of the failure. See the error log for the actual replacement strategy.

---

**B181D645**

**Explanation:**

Failed to init GPIO with low ctrl block

**Response:**

The FRU callouts are calculated at the time of the failure. See the error log for the actual replacement strategy.

---

**B181D646**

**Explanation:**

Failed to init GPIO with context

**Response:**

The FRU callouts are calculated at the time of the failure. See the error log for the actual replacement strategy.

---

**B181D647**

**Explanation:**

Failed to init GPIO going low and high

**Response:**

The FRU callouts are calculated at the time of the failure. See the error log for the actual replacement strategy.

---

**B181D648**

**Explanation:**

Failed to open GPIO pin

**Response:**

The FRU callouts are calculated at the time of the failure. See the error log for the actual replacement strategy.

---

**B181D650**

**Explanation:**

Failed to full reset slave

**Response:**

The FRU callouts are calculated at the time of the failure. See the error log for the actual replacement strategy.

---

**B181D651**

**Explanation:**

Failed to signal event 193

**Response:**

The FRU callouts are calculated at the time of the failure. See the error log for the actual replacement strategy.

---

**B181D704**

**Explanation:**

INVALID ERRL CONTROLLER COMMAND IN NET MESSAGE

**Response:**

The FRU callouts are calculated at the time of the failure. See the error log for the actual replacement strategy.

---

**B181D705**

**Explanation:**

INVALID ERRL CONTROLLER COMMAND IN NET MESSAGE

**Response:**

The FRU callouts are calculated at the time of the failure. See the error log for the actual replacement strategy.

---

**B181DA01**

**Explanation:**

Service Processor Firmware encountered host chip device access failure

**Response:**

The FRU callouts are calculated at the time of the failure. See the error log for the actual replacement strategy.

---

**B181DA02**

**Explanation:**

Service Processor Firmware encountered host chip device access failure

**Response:**

The FRU callouts are calculated at the time of the failure. See the error log for the actual replacement strategy.

---

**B181DA06**

**Explanation:**

Service Processor Firmware encountered an internal error

**Response:**

The FRU callouts are calculated at the time of the failure. See the error log for the actual replacement strategy.

---

**B181DA08**

**Explanation:**

Service Processor Firmware encountered an internal error

**Response:**

The FRU callouts are calculated at the time of the failure. See the error log for the actual replacement strategy.

---

**B181DA0A**

**Explanation:**

Service Processor Firmware encountered an internal error

**Response:**

The FRU callouts are calculated at the time of the failure. See the error log for the actual replacement strategy.

---

**B181DA0B**

**Explanation:**

Service Processor Firmware encountered an internal error

**Response:**

The FRU callouts are calculated at the time of the failure. See the error log for the actual replacement strategy.

---

**B181DA0C**

**Explanation:**

Service Processor Firmware encountered an internal error

**Response:**

The FRU callouts are calculated at the time of the failure. See the error log for the actual replacement strategy.

---

**B181DA0D**

**Explanation:**

Service Processor Firmware encountered an internal error

**Response:**

The FRU callouts are calculated at the time of the failure. See the error log for the actual replacement strategy.

---

**B181DA0E**

**Explanation:**

Service Processor Firmware encountered an internal error

**Response:**

The FRU callouts are calculated at the time of the failure. See the error log for the actual replacement strategy.

---

**B181DA0F**

**Explanation:**

Service Processor Firmware encountered an internal error

**Response:**

The FRU callouts are calculated at the time of the failure. See the error log for the actual replacement strategy.

---

**B181DA11**

**Explanation:**

Service Processor Firmware encountered an internal error

**Response:**

The FRU callouts are calculated at the time of the failure. See the error log for the actual replacement strategy.

---

**B181DA12**

**Explanation:**



Service Processor Firmware encountered an internal error

**Response:**

The FRU callouts are calculated at the time of the failure. See the error log for the actual replacement strategy.

---

**B181DA13**

**Explanation:**

Service Processor Firmware did not find a valid communication link to the host

**Response:**

The FRU callouts are calculated at the time of the failure. See the error log for the actual replacement strategy.

---

**B181DA14**

**Explanation:**

Service Processor Firmware did not find a valid communication link to the host

**Response:**

The FRU callouts are calculated at the time of the failure. See the error log for the actual replacement strategy.

---

**B181DA16**

**Explanation:**

Service Processor Firmware encountered an internal error

**Response:**

The FRU callouts are calculated at the time of the failure. See the error log for the actual replacement strategy.

---

**B181DA17**

**Explanation:**

Service Processor Firmware encountered an internal error

**Response:**

The FRU callouts are calculated at the time of the failure. See the error log for the actual replacement strategy.

---

**B181DA18**

**Explanation:**

Service Processor Firmware encountered an internal error

**Response:**

The FRU callouts are calculated at the time of the failure. See the error log for the actual replacement strategy.

---

**B181DA19**

**Explanation:**

Service Processor Firmware did not find a valid communication link to the host.

**Response:**

The FRU callouts are calculated at the time of the failure. See the error log for the actual replacement strategy.

---

**B181DA1A**

**Explanation:**

Service Processor Firmware encountered an internal error

**Response:**

The FRU callouts are calculated at the time of the failure. See the error log for the actual replacement strategy.

---

**B181DA1B**

**Explanation:**

Service Processor Firmware encountered an internal error

**Response:**

The FRU callouts are calculated at the time of the failure. See the error log for the actual replacement strategy.

---

**B181DA1C**

**Explanation:**

Service Processor Firmware encountered an internal error

**Response:**

The FRU callouts are calculated at the time of the failure. See the error log for the actual replacement strategy.

---

**B181DA1D**

**Explanation:**

Service Processor Firmware encountered an internal error

**Response:**

The FRU callouts are calculated at the time of the failure. See the error log for the actual replacement strategy.

---

**B181DA1E**

**Explanation:**

Service Processor Firmware encountered an internal error

**Response:**

The FRU callouts are calculated at the time of the failure. See the error log for the actual replacement strategy.

---

**B181DA1F**

**Explanation:**

Service Processor Firmware encountered an internal error

**Response:**

The FRU callouts are calculated at the time of the failure. See the error log for the actual replacement strategy.

---

**B181DA20**

**Explanation:**

Service Processor Firmware encountered an internal error

**Response:**

The FRU callouts are calculated at the time of the failure. See the error log for the actual replacement strategy.

---

**B181DA21**

**Explanation:**

Service Processor Firmware encountered an internal error

**Response:**

The FRU callouts are calculated at the time of the failure. See the error log for the actual replacement strategy.

---

**B181DA22**

**Explanation:**

Service Processor Firmware encountered an internal error

**Response:**

The FRU callouts are calculated at the time of the failure. See the error log for the actual replacement strategy.

---

**B181DA23**

**Explanation:**

Service Processor Firmware encountered an internal error

**Response:**

The FRU callouts are calculated at the time of the failure. See the error log for the actual replacement strategy.

---

**B181DA24**

**Explanation:**

Service Processor Firmware encountered an internal error

**Response:**

The FRU callouts are calculated at the time of the failure. See the error log for the actual replacement strategy.

---

**B181DA25**

**Explanation:**

Service Processor Firmware encountered an internal error

**Response:**

The FRU callouts are calculated at the time of the failure. See the error log for the actual replacement strategy.

---

**B181DA26**

**Explanation:**

Service Processor Firmware encountered an internal error

**Response:**

The FRU callouts are calculated at the time of the failure. See the error log for the actual replacement strategy.

---

**B181DA27**

**Explanation:**

Service Processor Firmware encountered an internal error

**Response:**

The FRU callouts are calculated at the time of the failure. See the error log for the actual replacement strategy.

---

**B181DA28**

**Explanation:**

Service Processor Firmware encountered an internal error

**Response:**

The FRU callouts are calculated at the time of the failure. See the error log for the actual replacement strategy.

---

**B181DA29**

**Explanation:**

Service Processor Firmware encountered an internal error

**Response:**

The FRU callouts are calculated at the time of the failure. See the error log for the actual replacement strategy.

---

**B181DA2A**

**Explanation:**

Service Processor Firmware encountered an internal error

**Response:**

The FRU callouts are calculated at the time of the failure. See the error log for the actual replacement strategy.

---

**B181DA2B**

**Explanation:**

Service Processor Firmware encountered an internal error

**Response:**

The FRU callouts are calculated at the time of the failure. See the error log for the actual replacement strategy.

---

**B181DA2C**

**Explanation:**

Service Processor Firmware encountered an internal error

**Response:**

The FRU callouts are calculated at the time of the failure. See the error log for the actual replacement strategy.

---

**B181DA2D**

**Explanation:**

Service Processor Firmware encountered an internal error

**Response:**

The FRU callouts are calculated at the time of the failure. See the error log for the actual replacement strategy.

---

**B181DA2F**

**Explanation:**

Service Processor Firmware encountered an internal error

**Response:**

The FRU callouts are calculated at the time of the failure. See the error log for the actual replacement strategy.

---

**B181DA30**

**Explanation:**

Service Processor Firmware encountered host chip device access failure

**Response:**

The FRU callouts are calculated at the time of the failure. See the error log for the actual replacement strategy.

---

**B181DA31**

**Explanation:**

Service Processor Firmware encountered an internal error

**Response:**

The FRU callouts are calculated at the time of the failure. See the error log for the actual replacement strategy.

---

**B181DA35**

**Explanation:**

Service Processor Firmware encountered an internal error

**Response:**

The FRU callouts are calculated at the time of the failure. See the error log for the actual replacement strategy.

---

**B181DA38**

**Explanation:**

Service Processor Firmware encountered an internal error

**Response:**

The FRU callouts are calculated at the time of the failure. See the error log for the actual replacement strategy.

---

**B181DA39**

**Explanation:**

Service Processor Firmware encountered an internal error

**Response:**

The FRU callouts are calculated at the time of the failure. See the error log for the actual replacement strategy.

---

**B181DA3C**

**Explanation:**

Service Processor Firmware encountered an internal error

**Response:**

The FRU callouts are calculated at the time of the failure. See the error log for the actual replacement strategy.

---

**B181DA3D**

**Explanation:**

Service Processor Firmware encountered an internal error

**Response:**

The FRU callouts are calculated at the time of the failure. See the error log for the actual replacement strategy.

---

**B181DA3E**

**Explanation:**

Service Processor Firmware encountered an internal error

**Response:**

The FRU callouts are calculated at the time of the failure. See the error log for the actual replacement strategy.

---

**B181DA3F**

**Explanation:**

Service Processor Firmware encountered an internal error

**Response:**

The FRU callouts are calculated at the time of the failure. See the error log for the actual replacement strategy.

---

**B181DA40**

**Explanation:**

Service Processor Firmware encountered an internal error

**Response:**

The FRU callouts are calculated at the time of the failure. See the error log for the actual replacement strategy.

---

**B181DA41**

**Explanation:**

Service Processor Firmware encountered host chip device access failure

**Response:**

The FRU callouts are calculated at the time of the failure. See the error log for the actual replacement strategy.

---

**B181DA42**

**Explanation:**

Service Processor Firmware encountered an internal error

**Response:**

The FRU callouts are calculated at the time of the failure. See the error log for the actual replacement strategy.

---

**B181DA43**

**Explanation:**

Service Processor Firmware encountered an internal error

**Response:**

The FRU callouts are calculated at the time of the failure. See the error log for the actual replacement strategy.

---

**B181DA47**

**Explanation:**

Service Processor Firmware encountered an internal error

**Response:**

The FRU callouts are calculated at the time of the failure. See the error log for the actual replacement strategy.

---

**B181DA48**

**Explanation:**

Service Processor Firmware encountered host chip device access failure

**Response:**

The FRU callouts are calculated at the time of the failure. See the error log for the actual replacement strategy.

---

**B181DA49**

**Explanation:**

Service Processor Firmware encountered an internal error

**Response:**

The FRU callouts are calculated at the time of the failure. See the error log for the actual replacement strategy.

---

**B181DA4B**

**Explanation:**

Service Processor Firmware encountered an internal error

**Response:**

The FRU callouts are calculated at the time of the failure. See the error log for the actual replacement strategy.

---

**B181DA4C**

**Explanation:**

Service Processor Firmware encountered an internal error

**Response:**

The FRU callouts are calculated at the time of the failure. See the error log for the actual replacement strategy.

---

**B181DA4D**

**Explanation:**

Service Processor Firmware encountered an internal error

**Response:**

The FRU callouts are calculated at the time of the failure. See the error log for the actual replacement strategy.

---

**B181DA4E**

**Explanation:**

Service Processor Firmware encountered an internal error

**Response:**

The FRU callouts are calculated at the time of the failure. See the error log for the actual replacement strategy.

---

**B181DA4F**

**Explanation:**

Service Processor Firmware encountered an internal error

**Response:**

The FRU callouts are calculated at the time of the failure. See the error log for the actual replacement strategy.

---

**B181DA50**

**Explanation:**

Service Processor Firmware encountered an internal error

**Response:**

The FRU callouts are calculated at the time of the failure. See the error log for the actual replacement strategy.

---

**B181DA51**

**Explanation:**

Service Processor Firmware encountered an internal error

**Response:**

The FRU callouts are calculated at the time of the failure. See the error log for the actual replacement strategy.

---

**B181DA52**

**Explanation:**

Service Processor Firmware encountered an internal error

**Response:**

The FRU callouts are calculated at the time of the failure. See the error log for the actual replacement strategy.

---

**B181DA53**

**Explanation:**

Service Processor Firmware encountered an internal error

**Response:**

The FRU callouts are calculated at the time of the failure. See the error log for the actual replacement strategy.

---

**B181DA54**

**Explanation:**

Service Processor Firmware encountered an internal error

**Response:**

The FRU callouts are calculated at the time of the failure. See the error log for the actual replacement strategy.

---

**B181DA55**

**Explanation:**

Service Processor Firmware encountered an internal error

**Response:**

The FRU callouts are calculated at the time of the failure. See the error log for the actual replacement strategy.

---

**B181DA56**

**Explanation:**

Service Processor Firmware encountered an internal error

**Response:**

The FRU callouts are calculated at the time of the failure. See the error log for the actual replacement strategy.

---

**B181DA58**

**Explanation:**

Service Processor encountered an internal error

**Response:**

The FRU callouts are calculated at the time of the failure. See the error log for the actual replacement strategy.

---

**B181DA59**

**Explanation:**

Service processor firmware encountered an internal error

**Response:**

The FRU callouts are calculated at the time of the failure. See the error log for the actual replacement strategy.

---

**B181DA5A**

**Explanation:**

Service processor firmware encountered an internal error

**Response:**

The FRU callouts are calculated at the time of the failure. See the error log for the actual replacement strategy.

---

**B181DA5B**

**Explanation:**

Service processor firmware encountered an internal error

**Response:**

The FRU callouts are calculated at the time of the failure. See the error log for the actual replacement strategy.

---

**B181DA5D**

**Explanation:**

Service processor firmware failed to boot the host due to hardware access failure

**Response:**

The FRU callouts are calculated at the time of the failure. See the error log for the actual replacement strategy.

---

**B181DA5E****Explanation:**

Service processor firmware failed to boot the host due to hardware access failure

**Response:**

The FRU callouts are calculated at the time of the failure. See the error log for the actual replacement strategy.

---

**B181DA5F****Explanation:**

Service processor firmware failed to boot the host due to hardware access failure

**Response:**

The FRU callouts are calculated at the time of the failure. See the error log for the actual replacement strategy.

---

**B181DA61****Explanation:**

Service Processor Firmware encountered an internal error

**Response:**

The FRU callouts are calculated at the time of the failure. See the error log for the actual replacement strategy.

---

**B181DA62****Explanation:**

Service Processor Firmware encountered an internal error

**Response:**

The FRU callouts are calculated at the time of the failure. See the error log for the actual replacement strategy.

---

**B181DA65****Explanation:**

Service Processor Firmware encountered an internal error

**Response:**

The FRU callouts are calculated at the time of the failure. See the error log for the actual replacement strategy.

---

**B181DA68****Explanation:**

Service Processor Firmware encountered an internal error

**Response:**

The FRU callouts are calculated at the time of the failure. See the error log for the actual replacement strategy.

---

**B181DA69****Explanation:**

Service Processor Firmware encountered an internal error

**Response:**

The FRU callouts are calculated at the time of the failure. See the error log for the actual replacement strategy.

---

**B181DA6A****Explanation:**

Service Processor Firmware encountered an internal error

**Response:**

The FRU callouts are calculated at the time of the failure. See the error log for the actual replacement strategy.

---

**B181DA6B****Explanation:**

System encountered cooling issues and the temperature on the cores reached critical level.

**Response:**

The FRU callouts are calculated at the time of the failure. See the error log for the actual replacement strategy.

---

**B181DA6C****Explanation:**

System encountered cooling issues and the temperature on the cores reached critical level.

**Response:**

The FRU callouts are calculated at the time of the failure. See the error log for the actual replacement strategy.

---

**B181DA6D****Explanation:**

Service Processor Firmware encountered an internal error

**Response:**

The FRU callouts are calculated at the time of the failure. See the error log for the actual replacement strategy.

---

**B181DA6E****Explanation:**

Service Processor Firmware encountered an internal error

**Response:**

The FRU callouts are calculated at the time of the failure. See the error log for the actual replacement strategy.

---

**B181DA6F****Explanation:**

Service Processor Firmware encountered an internal error

**Response:**

The FRU callouts are calculated at the time of the failure. See the error log for the actual replacement strategy.

---

**B181DA70****Explanation:**

Service Processor Firmware encountered an internal error

**Response:**

The FRU callouts are calculated at the time of the failure. See the error log for the actual replacement strategy.

---

**B181DA71****Explanation:**

Service Processor Firmware encountered an internal error

**Response:**

The FRU callouts are calculated at the time of the failure. See the error log for the actual replacement strategy.

---

**B181DA72****Explanation:**

Service Processor Firmware encountered an internal error

**Response:**

The FRU callouts are calculated at the time of the failure. See the error log for the actual replacement strategy.

---

**B181DA73****Explanation:**

Service Processor Firmware encountered an internal error

**Response:**

The FRU callouts are calculated at the time of the failure. See the error log for the actual replacement strategy.

---

**B181DA74****Explanation:**

Service Processor Firmware encountered an internal error

**Response:**

The FRU callouts are calculated at the time of the failure. See the error log for the actual replacement strategy.

---

**B181DA75****Explanation:**

Service Processor Firmware encountered an internal error

**Response:**

The FRU callouts are calculated at the time of the failure. See the error log for the actual replacement strategy.

---

**B181DA76****Explanation:**

Service Processor Firmware encountered an internal error

**Response:**

The FRU callouts are calculated at the time of the failure. See the error log for the actual replacement strategy.

---

**B181DA77****Explanation:**

Service Processor Firmware encountered an internal error

**Response:**

The FRU callouts are calculated at the time of the failure. See the error log for the actual replacement strategy.

---

**B181DA78****Explanation:**

Service Processor Firmware encountered an internal error

**Response:**

The FRU callouts are calculated at the time of the failure. See the error log for the actual replacement strategy.

---

**B181DA79****Explanation:**

Service Processor Firmware encountered an internal error

**Response:**

The FRU callouts are calculated at the time of the failure. See the error log for the actual replacement strategy.

---

**B181DA7A****Explanation:**

Service Processor Firmware encountered an internal error

**Response:**

The FRU callouts are calculated at the time of the failure. See the error log for the actual replacement strategy.

---

**B181DA7B****Explanation:**

Service Processor Firmware encountered an internal error

**Response:**

The FRU callouts are calculated at the time of the failure. See the error log for the actual replacement strategy.

---

**B181DA7C****Explanation:**

Service Processor Firmware encountered an internal error

**Response:**

The FRU callouts are calculated at the time of the failure. See the error log for the actual replacement strategy.

---

**B181DA7D****Explanation:**

Service Processor Firmware encountered an internal error

**Response:**

The FRU callouts are calculated at the time of the failure. See the error log for the actual replacement strategy.

---

**B181DA7E****Explanation:**

Service Processor Firmware encountered an internal error

**Response:**

The FRU callouts are calculated at the time of the failure. See the error log for the actual replacement strategy.

---

**B181DA7F****Explanation:**

Service Processor Firmware encountered an internal error.

**Response:**

The FRU callouts are calculated at the time of the failure. See the error log for the actual replacement strategy.

---

**B181DA82****Explanation:**

Service Processor Firmware encountered internal error

**Response:**

The FRU callouts are calculated at the time of the failure. See the error log for the actual replacement strategy.

---

**B181DA83****Explanation:**

Service Processor Firmware encountered internal error

**Response:**

The FRU callouts are calculated at the time of the failure. See the error log for the actual replacement strategy.

---

**B181DA84****Explanation:**

Service Processor Firmware encountered internal error

**Response:**

The FRU callouts are calculated at the time of the failure. See the error log for the actual replacement strategy.

---

**B181DA85****Explanation:**

Service Processor Firmware encountered an internal error

**Response:**

The FRU callouts are calculated at the time of the failure. See the error log for the actual replacement strategy.

---

**B181DA88****Explanation:**

Service Processor Firmware encountered an internal error

**Response:**

The FRU callouts are calculated at the time of the failure. See the error log for the actual replacement strategy.

---

**B181DA89****Explanation:**

Service Processor Firmware encountered an internal error

**Response:**

The FRU callouts are calculated at the time of the failure. See the error log for the actual replacement strategy.

---

**B181DA8A****Explanation:**

Service Processor Firmware encountered host chip device access failure.

**Response:**

The FRU callouts are calculated at the time of the failure. See the error log for the actual replacement strategy.



---

**B181DA8B****Explanation:**

Service Processor Firmware encountered an internal error

**Response:**

The FRU callouts are calculated at the time of the failure. See the error log for the actual replacement strategy.

---

**B181DA8C****Explanation:**

Service Processor Firmware encountered an internal error

**Response:**

The FRU callouts are calculated at the time of the failure. See the error log for the actual replacement strategy.

---

**B181DA8D****Explanation:**

Service Processor Firmware encountered an internal error

**Response:**

The FRU callouts are calculated at the time of the failure. See the error log for the actual replacement strategy.

---

**B181DA8F****Explanation:**

Service Processor Firmware encountered an internal error

**Response:**

The FRU callouts are calculated at the time of the failure. See the error log for the actual replacement strategy.

---

**B181DA90****Explanation:**

Service Processor Firmware encountered an internal error

**Response:**

The FRU callouts are calculated at the time of the failure. See the error log for the actual replacement strategy.

---

**B181DA92****Explanation:**

Service Processor Firmware encountered an internal error

**Response:**

The FRU callouts are calculated at the time of the failure. See the error log for the actual replacement strategy.

---

**B181DA93****Explanation:**

Service Processor Firmware encountered an internal error.

**Response:**

The FRU callouts are calculated at the time of the failure. See the error log for the actual replacement strategy.

---

**B181DA94****Explanation:**

Service Processor Firmware encountered an internal error

**Response:**

The FRU callouts are calculated at the time of the failure. See the error log for the actual replacement strategy.

---

**B181DA95****Explanation:**

Service Processor Firmware encountered an internal error.

**Response:**

The FRU callouts are calculated at the time of the failure. See the error log for the actual replacement strategy.

---

**B181DA96****Explanation:**

Service Processor Firmware encountered an internal error

**Response:**

The FRU callouts are calculated at the time of the failure. See the error log for the actual replacement strategy.

---

**B181DA97****Explanation:**

Service Processor Firmware encountered an internal error

**Response:**

The FRU callouts are calculated at the time of the failure. See the error log for the actual replacement strategy.

---

**B181DA98****Explanation:**

Service Processor Firmware encountered an internal error

**Response:**

The FRU callouts are calculated at the time of the failure. See the error log for the actual replacement strategy.

---

**B181DA99****Explanation:**

Service Processor Firmware encountered an internal error

**Response:**

The FRU callouts are calculated at the time of the failure. See the error log for the actual replacement strategy.

---

**B181DA9A****Explanation:**

Service Processor Firmware encountered an internal error

**Response:**

The FRU callouts are calculated at the time of the failure. See the error log for the actual replacement strategy.

---

**B181DA9B****Explanation:**

Service Processor Firmware encountered an internal error

**Response:**

The FRU callouts are calculated at the time of the failure. See the error log for the actual replacement strategy.

---

**B181DA9C****Explanation:**

Service Processor Firmware encountered an internal error

**Response:**

The FRU callouts are calculated at the time of the failure. See the error log for the actual replacement strategy.

---

**B181DA9D****Explanation:**

Service Processor Firmware encountered an internal error

**Response:**

The FRU callouts are calculated at the time of the failure. See the error log for the actual replacement strategy.

---

**B181DA9E****Explanation:**

Service Processor Firmware encountered an internal error

**Response:**

The FRU callouts are calculated at the time of the failure. See the error log for the actual replacement strategy.

---

**B181DA9F****Explanation:**

Service Processor Firmware encountered an internal error

**Response:**

The FRU callouts are calculated at the time of the failure. See the error log for the actual replacement strategy.

---

**B181DAA0****Explanation:**

Service Processor Firmware encountered host chip device access failure

**Response:**

The FRU callouts are calculated at the time of the failure. See the error log for the actual replacement strategy.

---

**B181DAA1****Explanation:**

Service Processor Firmware encountered an internal error

**Response:**

The FRU callouts are calculated at the time of the failure. See the error log for the actual replacement strategy.

---

**B181DAA2****Explanation:**

Service Processor Firmware encountered an internal error

**Response:**

The FRU callouts are calculated at the time of the failure. See the error log for the actual replacement strategy.

---

**B181DB01****Explanation:**

Service Processor Firmware could not find any functional processors on the system

**Response:**

The FRU callouts are calculated at the time of the failure. See the error log for the actual replacement strategy.

---

**B181DB02****Explanation:**

Service Processor Firmware couldn't detect minimum hardware required to boot the host

**Response:**

The FRU callouts are calculated at the time of the failure. See the error log for the actual replacement strategy.

---

**B181DB03****Explanation:**

Service Processor Firmware encountered an internal error

**Response:**

The FRU callouts are calculated at the time of the failure. See the error log for the actual replacement strategy.

---

**B181DB04****Explanation:**

Service Processor Firmware encountered an internal error

**Response:**

The FRU callouts are calculated at the time of the failure. See the error log for the actual replacement strategy.

---

**B181DB05****Explanation:**

Service Processor Firmware encountered an internal error

**Response:**

The FRU callouts are calculated at the time of the failure. See the error log for the actual replacement strategy.

---

**B181DB06****Explanation:**

Service Processor Firmware encountered an internal error

**Response:**

The FRU callouts are calculated at the time of the failure. See the error log for the actual replacement strategy.

---

**B181DB07****Explanation:**

Service Processor Firmware encountered an internal error

**Response:**

The FRU callouts are calculated at the time of the failure. See the error log for the actual replacement strategy.

---

**B181DB08****Explanation:**

Service Processor failed to boot Host

**Response:**

The FRU callouts are calculated at the time of the failure. See the error log for the actual replacement strategy.

---

**B181DB09****Explanation:**

Service Processor Firmware encountered an internal error

**Response:**

The FRU callouts are calculated at the time of the failure. See the error log for the actual replacement strategy.

---

**B181DB0A****Explanation:**

Service Processor Firmware encountered an internal error

**Response:**

The FRU callouts are calculated at the time of the failure. See the error log for the actual replacement strategy.

---

**B181DB0C****Explanation:**

Service Processor Firmware encountered an internal error

**Response:**

The FRU callouts are calculated at the time of the failure. See the error log for the actual replacement strategy.

---

**B181DB0D****Explanation:**

Service Processor Firmware encountered an internal error

**Response:**

The FRU callouts are calculated at the time of the failure. See the error log for the actual replacement strategy.

---

**B181DB0E****Explanation:**

Service Processor Firmware encountered an internal error

**Response:**

The FRU callouts are calculated at the time of the failure. See the error log for the actual replacement strategy.

---

**B181DB0F****Explanation:**

Service Processor Firmware encountered an internal error

**Response:**

The FRU callouts are calculated at the time of the failure. See the error log for the actual replacement strategy.

---

**B181DB10****Explanation:**

Service Processor Firmware encountered an internal error

**Response:**

The FRU callouts are calculated at the time of the failure. See the error log for the actual replacement strategy.

---

**B181DB11**

**Explanation:**

Service Processor Firmware encountered an internal error

**Response:**

The FRU callouts are calculated at the time of the failure. See the error log for the actual replacement strategy.

---

**B181DB12**

**Explanation:**

Service Processor Firmware encountered an internal error

**Response:**

The FRU callouts are calculated at the time of the failure. See the error log for the actual replacement strategy.

---

**B181DB13**

**Explanation:**

Service Processor Firmware encountered an internal error

**Response:**

The FRU callouts are calculated at the time of the failure. See the error log for the actual replacement strategy.

---

**B181DB14**

**Explanation:**

Service Processor Firmware encountered an internal error

**Response:**

The FRU callouts are calculated at the time of the failure. See the error log for the actual replacement strategy.

---

**B181DB15**

**Explanation:**

Service Processor Firmware encountered an internal error

**Response:**

The FRU callouts are calculated at the time of the failure. See the error log for the actual replacement strategy.

---

**B181DB16**

**Explanation:**

Service Processor Firmware encountered an internal error

**Response:**

The FRU callouts are calculated at the time of the failure. See the error log for the actual replacement strategy.

---

**B181DB17**

**Explanation:**

Service Processor Firmware encountered an internal error

**Response:**

The FRU callouts are calculated at the time of the failure. See the error log for the actual replacement strategy.

---

**B181DB18**

**Explanation:**

Service Processor Firmware encountered an internal error

**Response:**

The FRU callouts are calculated at the time of the failure. See the error log for the actual replacement strategy.

---

**B181DB19**

**Explanation:**

Service Processor Firmware encountered an internal error

**Response:**

The FRU callouts are calculated at the time of the failure. See the error log for the actual replacement strategy.

---

**B181DB1A**

**Explanation:**

Service Processor Firmware encountered an internal error

**Response:**

The FRU callouts are calculated at the time of the failure. See the error log for the actual replacement strategy.

---

**B181DB1B**

**Explanation:**

Service Processor Firmware encountered an internal error

**Response:**

The FRU callouts are calculated at the time of the failure. See the error log for the actual replacement strategy.

---

**B181DB1C**

**Explanation:**

Service Processor Firmware encountered an internal error

**Response:**

The FRU callouts are calculated at the time of the failure. See the error log for the actual replacement strategy.

---

**B181DB1D**

**Explanation:**

Service Processor Firmware encountered an internal error

**Response:**

The FRU callouts are calculated at the time of the failure. See the error log for the actual replacement strategy.

---

**B181DB1E**

**Explanation:**

Service Processor Firmware encountered an internal error

**Response:**

The FRU callouts are calculated at the time of the failure. See the error log for the actual replacement strategy.

---

**B181DB1F**

**Explanation:**

Service Processor Firmware encountered an internal error

**Response:**

The FRU callouts are calculated at the time of the failure. See the error log for the actual replacement strategy.

---

**B181DB20**

**Explanation:**

Service Processor Firmware encountered an internal error

**Response:**

The FRU callouts are calculated at the time of the failure. See the error log for the actual replacement strategy.

---

**B181DB22**

**Explanation:**

Service Processor Firmware encountered an internal error

**Response:**

The FRU callouts are calculated at the time of the failure. See the error log for the actual replacement strategy.

---

**B181DB23**

**Explanation:**

Service Processor Firmware encountered an internal error

**Response:**

The FRU callouts are calculated at the time of the failure. See the error log for the actual replacement strategy.

---

**B181DB24**

**Explanation:**

Service Processor Firmware encountered an internal error

**Response:**

The FRU callouts are calculated at the time of the failure. See the error log for the actual replacement strategy.

---

**B181DB25**

**Explanation:**

Service Processor Firmware encountered an internal error

**Response:**

The FRU callouts are calculated at the time of the failure. See the error log for the actual replacement strategy.

---

**B181DB26**

**Explanation:**

Service Processor Firmware encountered an internal error

**Response:**

The FRU callouts are calculated at the time of the failure. See the error log for the actual replacement strategy.

---

**B181DB27**

**Explanation:**

Service Processor Firmware encountered an internal error

**Response:**

The FRU callouts are calculated at the time of the failure. See the error log for the actual replacement strategy.

---

**B181DB28**

**Explanation:**

Service Processor Firmware encountered an internal error

**Response:**

The FRU callouts are calculated at the time of the failure. See the error log for the actual replacement strategy.

---

**B181DB29**

**Explanation:**

Service Processor Firmware encountered an internal error

**Response:**

The FRU callouts are calculated at the time of the failure. See the error log for the actual replacement strategy.

---

**B181DB2A**

**Explanation:**

Service Processor Firmware encountered an internal error

**Response:**

The FRU callouts are calculated at the time of the failure. See the error log for the actual replacement strategy.

---

**B181DB2B**

**Explanation:**

Service Processor Firmware encountered an internal error

**Response:**

The FRU callouts are calculated at the time of the failure. See the error log for the actual replacement strategy.

---

**B181DB2C**

**Explanation:**

Service Processor Firmware encountered an internal error

**Response:**

The FRU callouts are calculated at the time of the failure. See the error log for the actual replacement strategy.

---

**B181DB2D**

**Explanation:**

Service Processor Firmware encountered an internal error

**Response:**

The FRU callouts are calculated at the time of the failure. See the error log for the actual replacement strategy.

---

**B181DB2E**

**Explanation:**

Service Processor Firmware encountered an internal error

**Response:**

The FRU callouts are calculated at the time of the failure. See the error log for the actual replacement strategy.

---

**B181DB2F**

**Explanation:**

Service Processor Firmware encountered an internal error

**Response:**

The FRU callouts are calculated at the time of the failure. See the error log for the actual replacement strategy.

---

**B181DB30**

**Explanation:**

Service Processor Firmware encountered an internal error

**Response:**

The FRU callouts are calculated at the time of the failure. See the error log for the actual replacement strategy.

---

**B181DB31**

**Explanation:**

Service Processor Firmware encountered an internal error

**Response:**

The FRU callouts are calculated at the time of the failure. See the error log for the actual replacement strategy.

---

**B181DB32**

**Explanation:**

Service Processor Firmware encountered an internal error

**Response:**

The FRU callouts are calculated at the time of the failure. See the error log for the actual replacement strategy.

---

**B181DB33**

**Explanation:**

Service Processor Firmware encountered an internal error

**Response:**

The FRU callouts are calculated at the time of the failure. See the error log for the actual replacement strategy.

---

**B181DB34**

**Explanation:**

Service Processor Firmware encountered an internal error

**Response:**

The FRU callouts are calculated at the time of the failure. See the error log for the actual replacement strategy.

---

**B181DB36**

**Explanation:**

Service Processor Firmware encountered an internal error

**Response:**

The FRU callouts are calculated at the time of the failure. See the error log for the actual replacement strategy.

---

**B181DB37**

**Explanation:**

Service Processor Firmware encountered an internal error

**Response:**

The FRU callouts are calculated at the time of the failure. See the error log for the actual replacement strategy.

---

**B181DB38**

**Explanation:**

Service Processor Firmware encountered an internal error

**Response:**

The FRU callouts are calculated at the time of the failure. See the error log for the actual replacement strategy.

---

**B181DB39**

**Explanation:**

Service Processor Firmware encountered an internal error

**Response:**

The FRU callouts are calculated at the time of the failure. See the error log for the actual replacement strategy.

---

**B181DB3A**

**Explanation:**

Service Processor Firmware encountered an internal error

**Response:**

The FRU callouts are calculated at the time of the failure. See the error log for the actual replacement strategy.

---

**B181DB3B**

**Explanation:**

Service Processor Firmware encountered an internal error

**Response:**

The FRU callouts are calculated at the time of the failure. See the error log for the actual replacement strategy.

---

**B181DB3C**

**Explanation:**

Service Processor Firmware encountered an internal error

**Response:**

The FRU callouts are calculated at the time of the failure. See the error log for the actual replacement strategy.

---

**B181DB3D**

**Explanation:**

Service Processor Firmware encountered an internal error

**Response:**

The FRU callouts are calculated at the time of the failure. See the error log for the actual replacement strategy.

---

**B181DB3E**

**Explanation:**

Service Processor Firmware encountered an internal error

**Response:**

The FRU callouts are calculated at the time of the failure. See the error log for the actual replacement strategy.

---

**B181DB3F**

**Explanation:**

Service Processor Firmware encountered an internal error

**Response:**

The FRU callouts are calculated at the time of the failure. See the error log for the actual replacement strategy.

---

**B181DB41**

**Explanation:**

Service Processor Firmware encountered an internal error

**Response:**

The FRU callouts are calculated at the time of the failure. See the error log for the actual replacement strategy.

---

**B181DB42**

**Explanation:**

Service Processor Firmware encountered an internal error

**Response:**

The FRU callouts are calculated at the time of the failure. See the error log for the actual replacement strategy.

---

**B181DB43**

**Explanation:**

Service Processor Firmware encountered an internal error

**Response:**

The FRU callouts are calculated at the time of the failure. See the error log for the actual replacement strategy.

---

**B181DB44**

**Explanation:**

Service Processor Firmware encountered an internal error

**Response:**

The FRU callouts are calculated at the time of the failure. See the error log for the actual replacement strategy.

---

**B181DB46**

**Explanation:**

Service Processor Firmware encountered an internal error

**Response:**

The FRU callouts are calculated at the time of the failure. See the error log for the actual replacement strategy.

---

**B181DB47**

**Explanation:**

Service Processor Firmware encountered an internal error.

**Response:**

The FRU callouts are calculated at the time of the failure. See the error log for the actual replacement strategy.

---

**B181DB49**

**Explanation:**

Service Processor Firmware encountered an internal error

**Response:**

The FRU callouts are calculated at the time of the failure. See the error log for the actual replacement strategy.

---

**B181DB4C**

**Explanation:**

Service Processor Firmware encountered an internal error

**Response:**

The FRU callouts are calculated at the time of the failure. See the error log for the actual replacement strategy.

---

**B181DB4D**

**Explanation:**

Service Processor Firmware encountered an internal error

**Response:**

The FRU callouts are calculated at the time of the failure. See the error log for the actual replacement strategy.

---

**B181DB4E**

**Explanation:**

Service Processor Firmware encountered an internal error

**Response:**

The FRU callouts are calculated at the time of the failure. See the error log for the actual replacement strategy.

---

**B181DB4F**

**Explanation:**

Service Processor Firmware encountered an internal error

**Response:**

The FRU callouts are calculated at the time of the failure. See the error log for the actual replacement strategy.

---

**B181DB50**

**Explanation:**

Service Processor Firmware encountered an internal error

**Response:**

The FRU callouts are calculated at the time of the failure. See the error log for the actual replacement strategy.

---

**B181DB52**

**Explanation:**

Service Processor Firmware encountered an internal error

**Response:**

The FRU callouts are calculated at the time of the failure. See the error log for the actual replacement strategy.

---

**B181DB54**

**Explanation:**

Service Processor Firmware encountered an internal error.

**Response:**

The FRU callouts are calculated at the time of the failure. See the error log for the actual replacement strategy.

---

**B181DB55**

**Explanation:**



Service Processor Firmware encountered an internal error.

**Response:**

The FRU callouts are calculated at the time of the failure. See the error log for the actual replacement strategy.

---

**B181DB56**

**Explanation:**

Service Processor Firmware encountered an internal error.

**Response:**

The FRU callouts are calculated at the time of the failure. See the error log for the actual replacement strategy.

---

**B181E001**

**Explanation:**

The snoop string was found.

**Response:**

If this is a tracking event, no service actions are required. Otherwise, use the FRU and procedure callouts detailed with the SRC to determine service actions.

---

**B181E002**

**Explanation:**

Phone numbers for call home are not programmed.

**Response:**

If this is a tracking event, no service actions are required. Otherwise, use the FRU and procedure callouts detailed with the SRC to determine service actions.

---

**B181E003**

**Explanation:**

Missing information in set up panel for customer pager.

**Response:**

If this is a tracking event, no service actions are required. Otherwise, use the FRU and procedure callouts detailed with the SRC to determine service actions.

---

**B181E004**

**Explanation:**

Dialing the customer pager failed.

**Response:**

If this is a tracking event, no service actions are required. Otherwise, use the FRU and procedure callouts detailed with the SRC to determine service actions.

---

**B181E005**

**Explanation:**

Missing account information in call home setup.

**Response:**

If this is a tracking event, no service actions are required. Otherwise, use the FRU and procedure callouts detailed with the SRC to determine service actions.

---

**B181E006**

**Explanation:**

Missing information in the modem setup panels. Make sure all fields are filled in.

**Response:**

If this is a tracking event, no service actions are required. Otherwise, use the FRU and procedure callouts detailed with the SRC to determine service actions.

---

**B181E007**

**Explanation:**

Internal software error: the daemon process failed to start.

**Response:**

If this is a tracking event, no service actions are required. Otherwise, use the FRU and procedure callouts detailed with the SRC to determine service actions.

---

**B181E008**

**Explanation:**

Internal software error.

**Response:**

If this is a tracking event, no service actions are required. Otherwise, use the FRU and procedure callouts detailed with the SRC to determine service actions.

---

**B181E009**

**Explanation:**

Internal software error

**Response:**

If this is a tracking event, no service actions are required. Otherwise, use the FRU and procedure callouts detailed with the SRC to determine service actions.

---

**B181E00A**

**Explanation:**

A child process failed.

**Response:**

If this is a tracking event, no service actions are required. Otherwise, use the FRU and procedure callouts detailed with the SRC to determine service actions.

---

**B181E00B**

**Explanation:**

Internal software error.

**Response:**

If this is a tracking event, no service actions are required. Otherwise, use the FRU and procedure callouts detailed with the SRC to determine service actions.

---

**B181E00C**

**Explanation:**

Internal software error: the call home process received a signal that was not handled.

**Response:**

If this is a tracking event, no service actions are required. Otherwise, use the FRU and procedure callouts detailed with the SRC to determine service actions.

---

**B181E00D**

**Explanation:**

Internal software error: a process received a signal that was not handled.

**Response:**

If this is a tracking event, no service actions are required. Otherwise, use the FRU and procedure callouts detailed with the SRC to determine service actions.

---

**B181E00E**

**Explanation:**

Internal software error

**Response:**

If this is a tracking event, no service actions are required. Otherwise, use the FRU and procedure callouts detailed with the SRC to determine service actions.

---

**B181E010**

**Explanation:**

Internal software error.

**Response:**

If this is a tracking event, no service actions are required. Otherwise, use the FRU and procedure callouts detailed with the SRC to determine service actions.

---

**B181E011**

**Explanation:**

Internal software error.

**Response:**

If this is a tracking event, no service actions are required. Otherwise, use the FRU and procedure callouts detailed with the SRC to determine service actions.

---

**B181E012**

**Explanation:**

Internal software error.

**Response:**

If this is a tracking event, no service actions are required. Otherwise, use the FRU and procedure callouts detailed with the SRC to determine service actions.

---

**B181E014**

**Explanation:**

Internal software error.

**Response:**

If this is a tracking event, no service actions are required. Otherwise, use the FRU and procedure callouts detailed with the SRC to determine service actions.

---

**B181E015**

**Explanation:**

Internal software error: communications failure with service center.

**Response:**

If this is a tracking event, no service actions are required. Otherwise, use the FRU and procedure callouts detailed with the SRC to determine service actions.

---

**B181E016**

**Explanation:**

Socket connection to service center failed.

**Response:**

If this is a tracking event, no service actions are required. Otherwise, use the FRU and procedure callouts detailed with the SRC to determine service actions.

---

**B181E017**

**Explanation:**

Internal software error.

**Response:**

If this is a tracking event, no service actions are required. Otherwise, use the FRU and procedure callouts detailed with the SRC to determine service actions.

---

**B181E01E**

**Explanation:**

The customer initiated a call home test.

**Response:**

If this is a tracking event, no service actions are required. Otherwise, use the FRU and procedure callouts detailed with the SRC to determine service actions.

---

**B181E01F**

**Explanation:**

Call home test initiated by test methods.

**Response:**

If this is a tracking event, no service actions are required. Otherwise, use the FRU and procedure callouts detailed with the SRC to determine service actions.

---

**B181E020****Explanation:**

Internal software error: process failed to start.

**Response:**

If this is a tracking event, no service actions are required. Otherwise, use the FRU and procedure callouts detailed with the SRC to determine service actions.

---

**B181E025****Explanation:**

Internal software error.

**Response:**

If this is a tracking event, no service actions are required. Otherwise, use the FRU and procedure callouts detailed with the SRC to determine service actions.

---

**B181E026****Explanation:**

Internal software error

**Response:**

If this is a tracking event, no service actions are required. Otherwise, use the FRU and procedure callouts detailed with the SRC to determine service actions.

---

**B181E027****Explanation:**

Communications problem with modem.

**Response:**

If this is a tracking event, no service actions are required. Otherwise, use the FRU and procedure callouts detailed with the SRC to determine service actions.

---

**B181E028****Explanation:**

Internal software error.

**Response:**

If this is a tracking event, no service actions are required. Otherwise, use the FRU and procedure callouts detailed with the SRC to determine service actions.

---

**B181E02A****Explanation:**

System is HMC connected.

**Response:**

The FRU callouts are calculated at the time of the failure. See the error log for the actual replacement strategy.

---

**B181E02C****Explanation:**

unflattening of error log failed.

**Response:**

The FRU callouts are calculated at the time of the failure. See the error log for the actual replacement strategy.

---

**B181E02D****Explanation:**

Recv failed at server end

**Response:**

The FRU callouts are calculated at the time of the failure. See the error log for the actual replacement strategy.

---

**B181E101****Explanation:**

The snoop string was found in the input data: a system reboot has been requested.

---

**B181E105****Explanation:**

Failed to write to a general purpose I/O (GPIO) pin.

---

**B181E106****Explanation:**

An invalid return code was received when opening the serial device used for UPS detection.

**Response:**

If this is a tracking event, no service actions are required. Otherwise, use the FRU and procedure callouts detailed with the SRC to determine service actions.

---

**B181E107****Explanation:**

Communication error with serial port: unable to open the UART device.

**Response:**

If this is a tracking event, no service actions are required. Otherwise, use the FRU and procedure callouts detailed with the SRC to determine service actions.

---

**B181E108****Explanation:**

Internal software error communicating with the serial port.

**Response:**

If this is a tracking event, no service actions are required. Otherwise, use the FRU and procedure callouts detailed with the SRC to determine service actions.

---

**B181E109****Explanation:**

Internal hardware error while trying to clear the DTR signal on serial port 1 (while attempting UPS detection).

**Response:**

If this is a tracking event, no service actions are required. Otherwise, use the FRU and procedure callouts detailed with the SRC to determine service actions.

---

**B181E10A****Explanation:**

Internal hardware error while trying to set the DTR signal on serial port 1 (while attempting UPS detection).

**Response:**

If this is a tracking event, no service actions are required. Otherwise, use the FRU and procedure callouts detailed with the SRC to determine service actions.

---

**B181E10B****Explanation:**

No active serial ports.

**Response:**

The FRU callouts are calculated at the time of the failure. See the error log for the actual replacement strategy.

---

**B181E201****Explanation:**

Error occurred during reboot attempt.

**Response:**

If this is a tracking event, no service actions are required. Otherwise, use the FRU and procedure callouts detailed with the SRC to determine service actions.

---

**B181E202****Explanation:**

An error was received while waiting for the secondary service processor to terminate.

**Response:**

If this is a tracking event, no service actions are required. Otherwise, use the FRU and procedure callouts detailed with the SRC to determine service actions.

---

**B181E203****Explanation:**

There was a failure when reading the registry.

**Response:**

If this is a tracking event, no service actions are required. Otherwise, use the FRU and procedure callouts detailed with the SRC to determine service actions.

---

**B181E204****Explanation:**

There was a failure when reading the registry.

**Response:**

If this is a tracking event, no service actions are required. Otherwise, use the FRU and procedure callouts detailed with the SRC to determine service actions.

---

**B181E205****Explanation:**

RBOT was told to power the system back on, but the power wasn't off.

**Response:**

If this is a tracking event, no service actions are required. Otherwise, use the FRU and procedure callouts detailed with the SRC to determine service actions.

---

**B181E206****Explanation:**

Rbot timed out

**Response:**

The FRU callouts are calculated at the time of the failure. See the error log for the actual replacement strategy.

---

**B181E300****Explanation:**

A firmware error was encountered while attempting to execute a request for querying or controlling a LED state.

**Response:**

The FRU callouts are calculated at the time of the failure. See the error log for the actual replacement strategy.

---

**B181E304****Explanation:**

Internal software error.

**Response:**

If this is a tracking event, no service actions are required. Otherwise, use the FRU and procedure callouts detailed with the SRC to determine service actions.

---

**B181E307**

**Explanation:**

Firmware is activating parent LED of requested location

**Response:**

The FRU callouts are calculated at the time of the failure. See the error log for the actual replacement strategy.

---

**B181E30C****Explanation:**

The LED control firmware was busy handling another request: the semaphore was locked.

**Response:**

If this is a tracking event, no service actions are required. Otherwise, use the FRU and procedure callouts detailed with the SRC to determine service actions.

---

**B181E30E****Explanation:**

Internal software error.

**Response:**

If this is a tracking event, no service actions are required. Otherwise, use the FRU and procedure callouts detailed with the SRC to determine service actions.

---

**B181E311****Explanation:**

Internal software error.

**Response:**

If this is a tracking event, no service actions are required. Otherwise, use the FRU and procedure callouts detailed with the SRC to determine service actions.

---

**B181E312****Explanation:**

Internal software error.

**Response:**

If this is a tracking event, no service actions are required. Otherwise, use the FRU and procedure callouts detailed with the SRC to determine service actions.

---

**B181E315****Explanation:**

The system power control network (SPCN) command was retried, and failed again.

**Response:**

If this is a tracking event, no service actions are required. Otherwise, use the FRU and procedure callouts detailed with the SRC to determine service actions.

---

**B181E319****Explanation:**

The system power control network (SPCN) command was retried, and failed again.

**Response:**

If this is a tracking event, no service actions are required. Otherwise, use the FRU and procedure callouts detailed with the SRC to determine service actions.

---

**B181E31B****Explanation:**

Internal software error.

**Response:**

If this is a tracking event, no service actions are required. Otherwise, use the FRU and procedure callouts detailed with the SRC to determine service actions.

---

**B181E31C****Explanation:**

The system power control network (SPCN) command to collect the LED data did not return any data.

**Response:**

If this is a tracking event, no service actions are required. Otherwise, use the FRU and procedure callouts detailed with the SRC to determine service actions.

---

**B181E31D****Explanation:**

The system power control network (SPCN) command to control the physical attention LED failed. The LED and the NVRAM could be out of sync.

**Response:**

If this is a tracking event, no service actions are required. Otherwise, use the FRU and procedure callouts detailed with the SRC to determine service actions.

---

**B181E31E****Explanation:**

The data transferred from the hypervisor was incomplete. The data that was returned has been truncated for some unknown reason.

**Response:**

If this is a tracking event, no service actions are required. Otherwise, use the FRU and procedure callouts detailed with the SRC to determine service actions.

---

**B181E31F****Explanation:**

An invalid error log was detected while processing failing list items in the error log. The Check Log indicator will be lit.

**Response:**

The FRU callouts are calculated at the time of the failure. See the error log for the actual replacement strategy.

---

**B181E320**

**Explanation:**

A firmware error was encountered while attempting to execute a request for querying a LED state.

**Response:**

The FRU callouts are calculated at the time of the failure. See the error log for the actual replacement strategy.

---

**B181E321**

**Explanation:**

Firmware encountered an internal error while determining the system policy for LED management

**Response:**

The FRU callouts are calculated at the time of the failure. See the error log for the actual replacement strategy.

---

**B181E323**

**Explanation:**

A firmware error was encountered while attempting to execute a request for querying or controlling a LED state.

**Response:**

The FRU callouts are calculated at the time of the failure. See the error log for the actual replacement strategy.

---

**B181E324**

**Explanation:**

Firmware encountered internal error.

**Response:**

The FRU callouts are calculated at the time of the failure. See the error log for the actual replacement strategy.

---

**B181E325**

**Explanation:**

A firmware error was encountered

**Response:**

The FRU callouts are calculated at the time of the failure. See the error log for the actual replacement strategy.

---

**B181E411**

**Explanation:**

SURVserver daemon received a unexpected signal

**Response:**

If this is a tracking event, no service actions are required. Otherwise, use the FRU and procedure callouts detailed with the SRC to determine service actions.

---

**B181E425**

**Explanation:**

Failed to initialize a thread attribute.

**Response:**

If this is a tracking event, no service actions are required. Otherwise, use the FRU and procedure callouts detailed with the SRC to determine service actions.

---

**B181E426**

**Explanation:**

Failed to initialize a thread attribute.

**Response:**

If this is a tracking event, no service actions are required. Otherwise, use the FRU and procedure callouts detailed with the SRC to determine service actions.

---

**B181E427**

**Explanation:**

An attempt to accept a client request failed.

**Response:**

If this is a tracking event, no service actions are required. Otherwise, use the FRU and procedure callouts detailed with the SRC to determine service actions.

---

**B181E428**

**Explanation:**

An attempt to receive a client message failed.

**Response:**

If this is a tracking event, no service actions are required. Otherwise, use the FRU and procedure callouts detailed with the SRC to determine service actions.

---

**B181E429**

**Explanation:**

A command failed.

**Response:**

If this is a tracking event, no service actions are required. Otherwise, use the FRU and procedure callouts detailed with the SRC to determine service actions.

---

**B181E42F**

**Explanation:**

Unable to synchronize: another instance of surveillance is already running.

**Response:**

If this is a tracking event, no service actions are required. Otherwise, use the FRU and procedure callouts detailed with the SRC to determine service actions.

---

**B181E430****Explanation:**

Failure when creating a thread.

**Response:**

If this is a tracking event, no service actions are required. Otherwise, use the FRU and procedure callouts detailed with the SRC to determine service actions.

---

**B181E432****Explanation:**

A system call failed.

**Response:**

If this is a tracking event, no service actions are required. Otherwise, use the FRU and procedure callouts detailed with the SRC to determine service actions.

---

**B181E436****Explanation:**

An error occurred.

**Response:**

If this is a tracking event, no service actions are required. Otherwise, use the FRU and procedure callouts detailed with the SRC to determine service actions.

---

**B181E437****Explanation:**

An error occurred when connecting to a daemon.

**Response:**

If this is a tracking event, no service actions are required. Otherwise, use the FRU and procedure callouts detailed with the SRC to determine service actions.

---

**B181E438****Explanation:**

An error occurred when sending and receiving data from a daemon.

**Response:**

If this is a tracking event, no service actions are required. Otherwise, use the FRU and procedure callouts detailed with the SRC to determine service actions.

---

**B181E439****Explanation:**

An error occurred when trying to synchronize with an internal firmware server.

**Response:**

If this is a tracking event, no service actions are required. Otherwise, use the FRU and procedure callouts detailed with the SRC to determine service actions.

---

**B181E43B****Explanation:**

Unable to close the client socket.

**Response:**

If this is a tracking event, no service actions are required. Otherwise, use the FRU and procedure callouts detailed with the SRC to determine service actions.

---

**B181E43C****Explanation:**

An error occurred when attempting to close a socket.

**Response:**

If this is a tracking event, no service actions are required. Otherwise, use the FRU and procedure callouts detailed with the SRC to determine service actions.

---

**B181E43D****Explanation:**

Unable to read a value.

**Response:**

If this is a tracking event, no service actions are required. Otherwise, use the FRU and procedure callouts detailed with the SRC to determine service actions.

---

**B181E43E****Explanation:**

An event signal error was received.

**Response:**

If this is a tracking event, no service actions are required. Otherwise, use the FRU and procedure callouts detailed with the SRC to determine service actions.

---

**B181E43F****Explanation:**

An error occurred when attempting to write a registry value.

**Response:**

If this is a tracking event, no service actions are required. Otherwise, use the FRU and procedure callouts detailed with the SRC to determine service actions.

---

**B181E440**

**Explanation:**

An error occurred when attempting to read a registry value.

**Response:**

If this is a tracking event, no service actions are required. Otherwise, use the FRU and procedure callouts detailed with the SRC to determine service actions.

---

**B181E441****Explanation:**

An error was returned from the mailbox function when attempting to notify the hypervisor of a change in a status flag.

**Response:**

If this is a tracking event, no service actions are required. Otherwise, use the FRU and procedure callouts detailed with the SRC to determine service actions.

---

**B181E442****Explanation:**

A function received an invalid client name.

**Response:**

If this is a tracking event, no service actions are required. Otherwise, use the FRU and procedure callouts detailed with the SRC to determine service actions.

---

**B181E443****Explanation:**

A function received an invalid client type.

**Response:**

If this is a tracking event, no service actions are required. Otherwise, use the FRU and procedure callouts detailed with the SRC to determine service actions.

---

**B181E444****Explanation:**

Unable to flatten the error log: unable to send the error log to the client.

**Response:**

If this is a tracking event, no service actions are required. Otherwise, use the FRU and procedure callouts detailed with the SRC to determine service actions.

---

**B181E445****Explanation:**

An error occurred when attempting to extract flattened error data.

**Response:**

If this is a tracking event, no service actions are required. Otherwise, use the FRU and procedure

callouts detailed with the SRC to determine service actions.

---

**B181E446****Explanation:**

The client gateway was not able to communicate with the primary service processor (or system controller).

**Response:**

If this is a tracking event, no service actions are required. Otherwise, use the FRU and procedure callouts detailed with the SRC to determine service actions.

---

**B181E448****Explanation:**

Failed to create the gateway address to send the surveillance heartbeat to the primary service processor (or system controller).

**Response:**

If this is a tracking event, no service actions are required. Otherwise, use the FRU and procedure callouts detailed with the SRC to determine service actions.

---

**B181E449****Explanation:**

A function call failed.

**Response:**

If this is a tracking event, no service actions are required. Otherwise, use the FRU and procedure callouts detailed with the SRC to determine service actions.

---

**B181E44A****Explanation:**

An error occurred when sending data.

**Response:**

If this is a tracking event, no service actions are required. Otherwise, use the FRU and procedure callouts detailed with the SRC to determine service actions.

---

**B181E451****Explanation:**

A function call failed.

**Response:**

If this is a tracking event, no service actions are required. Otherwise, use the FRU and procedure callouts detailed with the SRC to determine service actions.

---

**B181E453****Explanation:**

An attempt to bind the listening address failed.

**Response:**



If this is a tracking event, no service actions are required. Otherwise, use the FRU and procedure callouts detailed with the SRC to determine service actions.

---

**B181E454****Explanation:**

An attempt to listen in failed.

**Response:**

If this is a tracking event, no service actions are required. Otherwise, use the FRU and procedure callouts detailed with the SRC to determine service actions.

---

**B181E455****Explanation:**

An attempt to open a directory failed.

**Response:**

If this is a tracking event, no service actions are required. Otherwise, use the FRU and procedure callouts detailed with the SRC to determine service actions.

---

**B181E458****Explanation:**

The reason for this error is stored in the userdata1 portion of the error log entry.

**Response:**

If this is a tracking event, no service actions are required. Otherwise, use the FRU and procedure callouts detailed with the SRC to determine service actions.

---

**B181E45B****Explanation:**

An error occurred when creating an address.

**Response:**

If this is a tracking event, no service actions are required. Otherwise, use the FRU and procedure callouts detailed with the SRC to determine service actions.

---

**B181E45C****Explanation:**

Invalid Response-Interval sent

**Response:**

The FRU callouts are calculated at the time of the failure. See the error log for the actual replacement strategy.

---

**B181E45D****Explanation:**

An error was found in an address object.

**Response:**

If this is a tracking event, no service actions are required. Otherwise, use the FRU and procedure callouts detailed with the SRC to determine service actions.

---

**B181E466****Explanation:**

Firmware encountered an error while accessing Processor Service Interface.

**Response:**

The FRU callouts are calculated at the time of the failure. See the error log for the actual replacement strategy.

---

**B181E467****Explanation:**

rdal\_psi\_wait call failed

**Response:**

If this is a tracking event, no service actions are required. Otherwise, use the FRU and procedure callouts detailed with the SRC to determine service actions.

---

**B181E468****Explanation:**

An error was returned.

**Response:**

If this is a tracking event, no service actions are required. Otherwise, use the FRU and procedure callouts detailed with the SRC to determine service actions.

---

**B181E469****Explanation:**

A call to a function failed.

**Response:**

If this is a tracking event, no service actions are required. Otherwise, use the FRU and procedure callouts detailed with the SRC to determine service actions.

---

**B181E46B****Explanation:**

Indicates that the adal\_base\_ffdc\_wait for the FSI mailbox device returned an error.

**Response:**

If this is a tracking event, no service actions are required. Otherwise, use the FRU and procedure callouts detailed with the SRC to determine service actions.

---

**B181E46C****Explanation:**

There was an FSI surveillance failure.

**Response:**

If this is a tracking event, no service actions are required. Otherwise, use the FRU and procedure callouts detailed with the SRC to determine service actions.

---

**B181E46E****Explanation:**

A call to a function failed.

**Response:**

If this is a tracking event, no service actions are required. Otherwise, use the FRU and procedure callouts detailed with the SRC to determine service actions.

---

**B181E46F****Explanation:**

Service Processor lost the heart beat with Hypervisor. However, Hypervisor may still be operational. Firmware encountered internal error saving failure data.

**Response:**

The FRU callouts are calculated at the time of the failure. See the error log for the actual replacement strategy.

---

**B181E470****Explanation:**

Opening a function failed.

**Response:**

If this is a tracking event, no service actions are required. Otherwise, use the FRU and procedure callouts detailed with the SRC to determine service actions.

---

**B181E471****Explanation:**

Firmware encountered an internal error.

**Response:**

The FRU callouts are calculated at the time of the failure. See the error log for the actual replacement strategy.

---

**B181E472****Explanation:**

Firmware encountered an internal error.

**Response:**

The FRU callouts are calculated at the time of the failure. See the error log for the actual replacement strategy.

---

**B181E473****Explanation:**

There was a PSI ADAL first-failure-data-capture unlock failure.

**Response:**

If this is a tracking event, no service actions are required. Otherwise, use the FRU and procedure callouts detailed with the SRC to determine service actions.

---

**B181E501****Explanation:**

There was a hardware-detected problem due to the service processor firmware.

**Response:**

If this is a tracking event, no service actions are required. Otherwise, use the FRU and procedure callouts detailed with the SRC to determine service actions.

---

**B181E504****Explanation:**

A hardware failure was detected in the central electronics complex (CEC).

**Response:**

If this is a tracking event, no service actions are required. Otherwise, use the FRU and procedure callouts detailed with the SRC to determine service actions.

---

**B181E540****Explanation:**

There was a failure most likely attributable to the service processor firmware, but it could also be software-related or require further support.

**Response:**

If this is a tracking event, no service actions are required. Otherwise, use the FRU and procedure callouts detailed with the SRC to determine service actions.

---

**B181E550****Explanation:**

There was a service processor firmware problem, but it could also be hardware-related or require further support.

**Response:**

If this is a tracking event, no service actions are required. Otherwise, use the FRU and procedure callouts detailed with the SRC to determine service actions.

---

**B181E560****Explanation:**

The hardware detected a problem that was caused by the service processor firmware. The dump that was taken may need to be analyzed.

**Response:**

If this is a tracking event, no service actions are required. Otherwise, use the FRU and procedure

callouts detailed with the SRC to determine service actions.

---

**B181E561****Explanation:**

An internal firmware fault, write failed on hardware register.

**Response:**

The FRU callouts are calculated at the time of the failure. See the error log for the actual replacement strategy.

---

**B181E580****Explanation:**

There was a failure in the service processor firmware.

**Response:**

If this is a tracking event, no service actions are required. Otherwise, use the FRU and procedure callouts detailed with the SRC to determine service actions.

---

**B181E582****Explanation:**

An internal firmware fault.

**Response:**

The FRU callouts are calculated at the time of the failure. See the error log for the actual replacement strategy.

---

**B181E601****Explanation:**

Error while attempting read the registry.

**Response:**

If this is a tracking event, no service actions are required. Otherwise, use the FRU and procedure callouts detailed with the SRC to determine service actions.

---

**B181E602****Explanation:**

Unable to lock the sinkfile.

**Response:**

If this is a tracking event, no service actions are required. Otherwise, use the FRU and procedure callouts detailed with the SRC to determine service actions.

---

**B181E603****Explanation:**

Firmware encountered an error in determining the boot path from System Control Unit to System Node.

**Response:**

The FRU callouts are calculated at the time of the failure. See the error log for the actual replacement strategy.

---

**B181E604****Explanation:**

netcSendRecv returned error.

**Response:**

If this is a tracking event, no service actions are required. Otherwise, use the FRU and procedure callouts detailed with the SRC to determine service actions.

---

**B181E606****Explanation:**

An invalid major op was received from the service tags.

**Response:**

If this is a tracking event, no service actions are required. Otherwise, use the FRU and procedure callouts detailed with the SRC to determine service actions.

---

**B181E607****Explanation:**

Error while attempting to create a listening socket.

**Response:**

If this is a tracking event, no service actions are required. Otherwise, use the FRU and procedure callouts detailed with the SRC to determine service actions.

---

**B181E608****Explanation:**

Error returned by netsSend call.

**Response:**

If this is a tracking event, no service actions are required. Otherwise, use the FRU and procedure callouts detailed with the SRC to determine service actions.

---

**B181E609****Explanation:**

rmgrd application failed during a fork() call.

**Response:**

If this is a tracking event, no service actions are required. Otherwise, use the FRU and procedure callouts detailed with the SRC to determine service actions.

---

**B181E60A****Explanation:**

The system call to initialize the thread parameters failed.

**Response:**

If this is a tracking event, no service actions are required. Otherwise, use the FRU and procedure callouts detailed with the SRC to determine service actions.

---

**B181E60B****Explanation:**

A system call to initialize thread parameters failed.

**Response:**

If this is a tracking event, no service actions are required. Otherwise, use the FRU and procedure callouts detailed with the SRC to determine service actions.

---

**B181E60C****Explanation:**

A system call to create a posix thread failed.

**Response:**

If this is a tracking event, no service actions are required. Otherwise, use the FRU and procedure callouts detailed with the SRC to determine service actions.

---

**B181E60D****Explanation:**

An error was returned a function call.

**Response:**

If this is a tracking event, no service actions are required. Otherwise, use the FRU and procedure callouts detailed with the SRC to determine service actions.

---

**B181E60E****Explanation:**

An error occurred when creating a message queue.

**Response:**

If this is a tracking event, no service actions are required. Otherwise, use the FRU and procedure callouts detailed with the SRC to determine service actions.

---

**B181E60F****Explanation:**

An invalid component type was received when attempting to create a handler thread.

**Response:**

If this is a tracking event, no service actions are required. Otherwise, use the FRU and procedure callouts detailed with the SRC to determine service actions.

---

**B181E610****Explanation:**

Error returned by netcConnect call.

**Response:**

If this is a tracking event, no service actions are required. Otherwise, use the FRU and procedure callouts detailed with the SRC to determine service actions.

---

**B181E611****Explanation:**

The NectSendRecv call returned an error when communicating with the rmgrd daemon.

**Response:**

If this is a tracking event, no service actions are required. Otherwise, use the FRU and procedure callouts detailed with the SRC to determine service actions.

---

**B181E612****Explanation:**

The netcClose call failed.

**Response:**

If this is a tracking event, no service actions are required. Otherwise, use the FRU and procedure callouts detailed with the SRC to determine service actions.

---

**B181E613****Explanation:**

Synchronization with server call failed.

**Response:**

If this is a tracking event, no service actions are required. Otherwise, use the FRU and procedure callouts detailed with the SRC to determine service actions.

---

**B181E614****Explanation:**

A call to bind returned an error.

**Response:**

If this is a tracking event, no service actions are required. Otherwise, use the FRU and procedure callouts detailed with the SRC to determine service actions.

---

**B181E615****Explanation:**

Listen call failed.

**Response:**

If this is a tracking event, no service actions are required. Otherwise, use the FRU and procedure callouts detailed with the SRC to determine service actions.

---

**B181E616****Explanation:**

Error returned by netsConnectServer().

**Response:**

If this is a tracking event, no service actions are required. Otherwise, use the FRU and procedure callouts detailed with the SRC to determine service actions.

---

**B181E617****Explanation:**

The rmgrd daemon received a unexpected signal.

**Response:**

If this is a tracking event, no service actions are required. Otherwise, use the FRU and procedure callouts detailed with the SRC to determine service actions.

---

**B181E618****Explanation:**

An error was encountered while initializing mutex.

**Response:**

If this is a tracking event, no service actions are required. Otherwise, use the FRU and procedure callouts detailed with the SRC to determine service actions.

---

**B181E619****Explanation:**

Error encountered while locking mutex.

**Response:**

If this is a tracking event, no service actions are required. Otherwise, use the FRU and procedure callouts detailed with the SRC to determine service actions.

---

**B181E61A****Explanation:**

Error encountered while unlocking mutex.

**Response:**

If this is a tracking event, no service actions are required. Otherwise, use the FRU and procedure callouts detailed with the SRC to determine service actions.

---

**B181E61B****Explanation:**

Error returned by netsClose call.

**Response:**

If this is a tracking event, no service actions are required. Otherwise, use the FRU and procedure callouts detailed with the SRC to determine service actions.

---

**B181E61C****Explanation:**

The daemon encountered an error while attempting to return error log data.

**Response:**

If this is a tracking event, no service actions are required. Otherwise, use the FRU and procedure callouts detailed with the SRC to determine service actions.

---

**B181E61D****Explanation:**

An unknown minor operation id received.

**Response:**

If this is a tracking event, no service actions are required. Otherwise, use the FRU and procedure callouts detailed with the SRC to determine service actions.

---

**B181E61E****Explanation:**

An error was returned from the initialization routine.

**Response:**

If this is a tracking event, no service actions are required. Otherwise, use the FRU and procedure callouts detailed with the SRC to determine service actions.

---

**B181E61F****Explanation:**

An error was returned from spawning a thread.

**Response:**

If this is a tracking event, no service actions are required. Otherwise, use the FRU and procedure callouts detailed with the SRC to determine service actions.

---

**B181E620****Explanation:**

An invalid operation request was made to the data correlation handler.

**Response:**

If this is a tracking event, no service actions are required. Otherwise, use the FRU and procedure callouts detailed with the SRC to determine service actions.

---

**B181E621****Explanation:**

An error was returned from initthread.

**Response:**

If this is a tracking event, no service actions are required. Otherwise, use the FRU and procedure callouts detailed with the SRC to determine service actions.

---

**B181E622****Explanation:**

An error was returned from the function call to set the service processor role to primary.

**Response:**

If this is a tracking event, no service actions are required. Otherwise, use the FRU and procedure

callouts detailed with the SRC to determine service actions.

---

**B181E623****Explanation:**

An error was returned from a function call.

**Response:**

If this is a tracking event, no service actions are required. Otherwise, use the FRU and procedure callouts detailed with the SRC to determine service actions.

---

**B181E624****Explanation:**

A function call failed.

**Response:**

If this is a tracking event, no service actions are required. Otherwise, use the FRU and procedure callouts detailed with the SRC to determine service actions.

---

**B181E625****Explanation:**

An invalid thread type has been sent by the caller.

**Response:**

If this is a tracking event, no service actions are required. Otherwise, use the FRU and procedure callouts detailed with the SRC to determine service actions.

---

**B181E626****Explanation:**

A function call failed.

**Response:**

If this is a tracking event, no service actions are required. Otherwise, use the FRU and procedure callouts detailed with the SRC to determine service actions.

---

**B181E627****Explanation:**

A non-existent registry variable was sent.

**Response:**

If this is a tracking event, no service actions are required. Otherwise, use the FRU and procedure callouts detailed with the SRC to determine service actions.

---

**B181E628****Explanation:**

The file that was requested for synchronization does not exist.

**Response:**

If this is a tracking event, no service actions are required. Otherwise, use the FRU and procedure

callouts detailed with the SRC to determine service actions.

---

**B181E629****Explanation:**

Error attempting to open file for reading.

**Response:**

If this is a tracking event, no service actions are required. Otherwise, use the FRU and procedure callouts detailed with the SRC to determine service actions.

---

**B181E62A****Explanation:**

Error returned when reading a file.

**Response:**

If this is a tracking event, no service actions are required. Otherwise, use the FRU and procedure callouts detailed with the SRC to determine service actions.

---

**B181E62B****Explanation:**

Error while attempting write the registry.

**Response:**

If this is a tracking event, no service actions are required. Otherwise, use the FRU and procedure callouts detailed with the SRC to determine service actions.

---

**B181E62C****Explanation:**

Error while writing to the file.

**Response:**

If this is a tracking event, no service actions are required. Otherwise, use the FRU and procedure callouts detailed with the SRC to determine service actions.

---

**B181E62D****Explanation:**

A data correlation command can only be issued by the secondary service processor (or system controller).

**Response:**

If this is a tracking event, no service actions are required. Otherwise, use the FRU and procedure callouts detailed with the SRC to determine service actions.

---

**B181E62E****Explanation:**

Function returned error.

**Response:**

If this is a tracking event, no service actions are required. Otherwise, use the FRU and procedure

callouts detailed with the SRC to determine service actions.

---

**B181E62F****Explanation:**

An error was returned when the primary service processor (or system controller) attempted to retrieve its system firmware module level information.

**Response:**

If this is a tracking event, no service actions are required. Otherwise, use the FRU and procedure callouts detailed with the SRC to determine service actions.

---

**B181E630****Explanation:**

An error was returned when finding the size of a registry.

**Response:**

If this is a tracking event, no service actions are required. Otherwise, use the FRU and procedure callouts detailed with the SRC to determine service actions.

---

**B181E631****Explanation:**

An error was returned when attempting to read the size of the data key.

**Response:**

If this is a tracking event, no service actions are required. Otherwise, use the FRU and procedure callouts detailed with the SRC to determine service actions.

---

**B181E632****Explanation:**

An error was returned from the discovery function retrieving the FSI state.

**Response:**

If this is a tracking event, no service actions are required. Otherwise, use the FRU and procedure callouts detailed with the SRC to determine service actions.

---

**B181E633****Explanation:**

An error was returned when attempting to create the event handler object.

**Response:**

If this is a tracking event, no service actions are required. Otherwise, use the FRU and procedure callouts detailed with the SRC to determine service actions.

---

**B181E634****Explanation:**

An invalid event ID was received: notification cannot be done.

**Response:**

If this is a tracking event, no service actions are required. Otherwise, use the FRU and procedure callouts detailed with the SRC to determine service actions.

---

**B181E635****Explanation:**

An error was encountered when attempting to signal a service processor role change event.

**Response:**

If this is a tracking event, no service actions are required. Otherwise, use the FRU and procedure callouts detailed with the SRC to determine service actions.

---

**B181E636****Explanation:**

An error was returned from the function retrieving the current service processor role.

**Response:**

If this is a tracking event, no service actions are required. Otherwise, use the FRU and procedure callouts detailed with the SRC to determine service actions.

---

**B181E637****Explanation:**

Firmware detected an error while fetching the data from Redundant Service Processor.

**Response:**

The FRU callouts are calculated at the time of the failure. See the error log for the actual replacement strategy.

---

**B181E638****Explanation:**

An error was returned from the function retrieving the redundancy value.

**Response:**

If this is a tracking event, no service actions are required. Otherwise, use the FRU and procedure callouts detailed with the SRC to determine service actions.

---

**B181E639****Explanation:**

An error was returned from the function retrieving the sibling service processor's state.

**Response:**

If this is a tracking event, no service actions are required. Otherwise, use the FRU and procedure

callouts detailed with the SRC to determine service actions.

---

**B181E63A****Explanation:**

An error was returned from the function retrieving the service processor position.

**Response:**

If this is a tracking event, no service actions are required. Otherwise, use the FRU and procedure callouts detailed with the SRC to determine service actions.

---

**B181E63B****Explanation:**

Firmware encountered an error in determining the boot path from System Control Unit to System Node.

**Response:**

The FRU callouts are calculated at the time of the failure. See the error log for the actual replacement strategy.

---

**B181E63C****Explanation:**

Firmware encountered an error in determining the boot path from System Control Unit to System Node.

**Response:**

The FRU callouts are calculated at the time of the failure. See the error log for the actual replacement strategy.

---

**B181E63D****Explanation:**

A DB query was run to get the list of distinct IIC engines but the list returned was empty.

**Response:**

The FRU callouts are calculated at the time of the failure. See the error log for the actual replacement strategy.

---

**B181E63E****Explanation:**

Primary Service Processor has detected that the Redundant Service Processor has access to more resources in System Nodes. A Failover to Redundant Service Processor may happen and the new Primary Service Processor may boot the System Nodes.

**Response:**

The FRU callouts are calculated at the time of the failure. See the error log for the actual replacement strategy.

---

**B181E645****Explanation:**

Firmware encountered an internal error while reading Service Processor's internal data.

**Response:**

The FRU callouts are calculated at the time of the failure. See the error log for the actual replacement strategy.

---

**B181E646****Explanation:**

Firmware encountered an error in finding some of the resources of System Node.

**Response:**

The FRU callouts are calculated at the time of the failure. See the error log for the actual replacement strategy.

---

**B181E648****Explanation:**

Firmware encountered an error while determining availability of resources in System Node.

**Response:**

The FRU callouts are calculated at the time of the failure. See the error log for the actual replacement strategy.

---

**B181E649****Explanation:**

Firmware encountered an error in determining the boot path from System Control Unit to System Node.

**Response:**

The FRU callouts are calculated at the time of the failure. See the error log for the actual replacement strategy.

---

**B181E64A****Explanation:**

An invalid operation requested a function.

**Response:**

If this is a tracking event, no service actions are required. Otherwise, use the FRU and procedure callouts detailed with the SRC to determine service actions.

---

**B181E64B****Explanation:**

The primary and secondary service processors (or system controllers) do not have the same system firmware loaded.

**Response:**

If this is a tracking event, no service actions are required. Otherwise, use the FRU and procedure callouts detailed with the SRC to determine service actions.

---

**B181E64C**



**Explanation:**

An error was returned when attempting to restore a flattened error log.

**Response:**

If this is a tracking event, no service actions are required. Otherwise, use the FRU and procedure callouts detailed with the SRC to determine service actions.

---

**B181E64D****Explanation:**

An error occurred when unflattening the log sent by the primary service processor (or system controller).

**Response:**

If this is a tracking event, no service actions are required. Otherwise, use the FRU and procedure callouts detailed with the SRC to determine service actions.

---

**B181E64F****Explanation:**

An administrative failover request was sent to the service processor (or system controller) that did not have the primary role: the request was rejected.

**Response:**

If this is a tracking event, no service actions are required. Otherwise, use the FRU and procedure callouts detailed with the SRC to determine service actions.

---

**B181E650****Explanation:**

An error was encountered when beginning an administrative failover at standby.

**Response:**

If this is a tracking event, no service actions are required. Otherwise, use the FRU and procedure callouts detailed with the SRC to determine service actions.

---

**B181E651****Explanation:**

An error occurred when writing a registry value.

**Response:**

If this is a tracking event, no service actions are required. Otherwise, use the FRU and procedure callouts detailed with the SRC to determine service actions.

---

**B181E652****Explanation:**

A network receiving operation from the sibling service processor failed.

**Response:**

If this is a tracking event, no service actions are required. Otherwise, use the FRU and procedure callouts detailed with the SRC to determine service actions.

---

**B181E653****Explanation:**

An error occurred when writing a registry value.

**Response:**

If this is a tracking event, no service actions are required. Otherwise, use the FRU and procedure callouts detailed with the SRC to determine service actions.

---

**B181E654****Explanation:**

An error was returned from a function call.

**Response:**

If this is a tracking event, no service actions are required. Otherwise, use the FRU and procedure callouts detailed with the SRC to determine service actions.

---

**B181E655****Explanation:**

An error was returned when attempting to create an event handler object.

**Response:**

If this is a tracking event, no service actions are required. Otherwise, use the FRU and procedure callouts detailed with the SRC to determine service actions.

---

**B181E656****Explanation:**

An error was returned from a function call.

**Response:**

If this is a tracking event, no service actions are required. Otherwise, use the FRU and procedure callouts detailed with the SRC to determine service actions.

---

**B181E657****Explanation:**

An error was returned from a function call.

**Response:**

If this is a tracking event, no service actions are required. Otherwise, use the FRU and procedure callouts detailed with the SRC to determine service actions.

---

**B181E658****Explanation:**

This indicates the requested action failed because the sibling service processor is not in the working state.

**Response:**

If this is a tracking event, no service actions are required. Otherwise, use the FRU and procedure callouts detailed with the SRC to determine service actions.

---

**B181E659****Explanation:**

plckIPLRequest call to initiate an administrative failover at standby returned an error.

**Response:**

If this is a tracking event, no service actions are required. Otherwise, use the FRU and procedure callouts detailed with the SRC to determine service actions.

---

**B181E65A****Explanation:**

An error was returned from a function call.

**Response:**

If this is a tracking event, no service actions are required. Otherwise, use the FRU and procedure callouts detailed with the SRC to determine service actions.

---

**B181E65B****Explanation:**

The state manager did not return a valid failover type to be used.

**Response:**

If this is a tracking event, no service actions are required. Otherwise, use the FRU and procedure callouts detailed with the SRC to determine service actions.

---

**B181E65C****Explanation:**

A surveillance failure of the primary service processor (or system controller) was detected at pre-standby.

**Response:**

If this is a tracking event, no service actions are required. Otherwise, use the FRU and procedure callouts detailed with the SRC to determine service actions.

---

**B181E65D****Explanation:**

Redundancy cannot be enabled because the secondary service processor is not at standby.

**Response:**

If this is a tracking event, no service actions are required. Otherwise, use the FRU and procedure callouts detailed with the SRC to determine service actions.

---

**B181E65E****Explanation:**

A command line option was incorrectly removed or added.

**Response:**

If this is a tracking event, no service actions are required. Otherwise, use the FRU and procedure callouts detailed with the SRC to determine service actions.

---

**B181E65F****Explanation:**

An invalid time-out was specified.

**Response:**

If this is a tracking event, no service actions are required. Otherwise, use the FRU and procedure callouts detailed with the SRC to determine service actions.

---

**B181E660****Explanation:**

The system's state does not allow failover to be initiated.

**Response:**

If this is a tracking event, no service actions are required. Otherwise, use the FRU and procedure callouts detailed with the SRC to determine service actions.

---

**B181E661****Explanation:**

An error was returned when an operation was requested on the sibling service processor (or system controller).

**Response:**

If this is a tracking event, no service actions are required. Otherwise, use the FRU and procedure callouts detailed with the SRC to determine service actions.

---

**B181E662****Explanation:**

The smgr initiate tool reset call returned an error.

**Response:**

If this is a tracking event, no service actions are required. Otherwise, use the FRU and procedure callouts detailed with the SRC to determine service actions.

---

**B181E663****Explanation:**

A failover readiness check was requested.

**Response:**

If this is a tracking event, no service actions are required. Otherwise, use the FRU and procedure

callouts detailed with the SRC to determine service actions.

---

**B181E664****Explanation:**

A forced termination and failover operation is requested.

**Response:**

If this is a tracking event, no service actions are required. Otherwise, use the FRU and procedure callouts detailed with the SRC to determine service actions.

---

**B181E665****Explanation:**

The attempt to terminate the service processor and failover failed.

**Response:**

If this is a tracking event, no service actions are required. Otherwise, use the FRU and procedure callouts detailed with the SRC to determine service actions.

---

**B181E666****Explanation:**

smgrFspIplTypeRequest() returned error on a IPL request.

**Response:**

If this is a tracking event, no service actions are required. Otherwise, use the FRU and procedure callouts detailed with the SRC to determine service actions.

---

**B181E667****Explanation:**

An invalid IPL type was requested.

**Response:**

If this is a tracking event, no service actions are required. Otherwise, use the FRU and procedure callouts detailed with the SRC to determine service actions.

---

**B181E669****Explanation:**

An error was returned from a function call.

**Response:**

If this is a tracking event, no service actions are required. Otherwise, use the FRU and procedure callouts detailed with the SRC to determine service actions.

---

**B181E66B****Explanation:**

The redundancy manager is determining the type of error that occurred during an administrative fail-over.

**Response:**

If this is a tracking event, no service actions are required. Otherwise, use the FRU and procedure callouts detailed with the SRC to determine service actions.

---

**B181E66C****Explanation:**

Informational message: the primary service processor is performing an administrative failover to the secondary service processor.

**Response:**

If this is a tracking event, no service actions are required. Otherwise, use the FRU and procedure callouts detailed with the SRC to determine service actions.

---

**B181E66D****Explanation:**

An administrative failover request was received from the primary service processor.

**Response:**

If this is a tracking event, no service actions are required. Otherwise, use the FRU and procedure callouts detailed with the SRC to determine service actions.

---

**B181E66F****Explanation:**

An emergency failover is being performed by the secondary service processor. The hypervisor requested the failover after resetting the primary service processor, or the primary service processor terminated due to a failure.

**Response:**

If this is a tracking event, no service actions are required. Otherwise, use the FRU and procedure callouts detailed with the SRC to determine service actions.

---

**B181E672****Explanation:**

Call to fspinit\_do\_transition failed.

**Response:**

If this is a tracking event, no service actions are required. Otherwise, use the FRU and procedure callouts detailed with the SRC to determine service actions.

---

**B181E673****Explanation:**

A failover was requested when another was already in progress.

**Response:**

If this is a tracking event, no service actions are required. Otherwise, use the FRU and procedure callouts detailed with the SRC to determine service actions.

---

**B181E679****Explanation:**

An invalid operation requested the rconUtil function.

**Response:**

If this is a tracking event, no service actions are required. Otherwise, use the FRU and procedure callouts detailed with the SRC to determine service actions.

---

**B181E684****Explanation:**

The secondary service processor returned an error when starting to implement an administrative failover.

**Response:**

If this is a tracking event, no service actions are required. Otherwise, use the FRU and procedure callouts detailed with the SRC to determine service actions.

---

**B181E685****Explanation:**

A failover block request was received.

**Response:**

If this is a tracking event, no service actions are required. Otherwise, use the FRU and procedure callouts detailed with the SRC to determine service actions.

---

**B181E686****Explanation:**

A request to unblock a failover was received.

**Response:**

If this is a tracking event, no service actions are required. Otherwise, use the FRU and procedure callouts detailed with the SRC to determine service actions.

---

**B181E687****Explanation:**

An error was encountered when sending data to stop a message service of an HMC that is failing.

**Response:**

If this is a tracking event, no service actions are required. Otherwise, use the FRU and procedure callouts detailed with the SRC to determine service actions.

---

**B181E689****Explanation:**

Sibling returned an error on the requested operation.

**Response:**

If this is a tracking event, no service actions are required. Otherwise, use the FRU and procedure callouts detailed with the SRC to determine service actions.

---

**B181E68B****Explanation:**

The secondary service processor (or system controller) was asked to initiate a reset reload.

**Response:**

If this is a tracking event, no service actions are required. Otherwise, use the FRU and procedure callouts detailed with the SRC to determine service actions.

---

**B181E68D****Explanation:**

A call to the function that switches from one service processor to the other failed.

**Response:**

If this is a tracking event, no service actions are required. Otherwise, use the FRU and procedure callouts detailed with the SRC to determine service actions.

---

**B181E68F****Explanation:**

The last known state of the primary service processor was runtime, and the secondary is not at runtime.

**Response:**

If this is a tracking event, no service actions are required. Otherwise, use the FRU and procedure callouts detailed with the SRC to determine service actions.

---

**B181E693****Explanation:**

The synchronization of a nonexistent file was requested.

**Response:**

If this is a tracking event, no service actions are required. Otherwise, use the FRU and procedure callouts detailed with the SRC to determine service actions.

---

**B181E694****Explanation:**

The synchronization of a nonexistent registry was requested

**Response:**

If this is a tracking event, no service actions are required. Otherwise, use the FRU and procedure callouts detailed with the SRC to determine service actions.

---

**B181E69A****Explanation:**

Firmware encountered an error in determining the number of System Nodes installed.

**Response:**

The FRU callouts are calculated at the time of the failure. See the error log for the actual replacement strategy.

---

**B181E69B****Explanation:**

Firmware detected that the resources needed for booting one of the system nodes are not functional. The failing item list in this log will give more information about the system node.

**Response:**

The FRU callouts are calculated at the time of the failure. See the error log for the actual replacement strategy.

---

**B181E69C****Explanation:**

Firmware detected that the resources needed for booting one of the system nodes are not functional. The failing item list in this log will give more information about the system node.

**Response:**

The FRU callouts are calculated at the time of the failure. See the error log for the actual replacement strategy.

---

**B181E69D****Explanation:**

Firmware encountered an error in syncing Primary Service Processor's data to Redundant Service Processor. Failover to Redundant Service Processor will not happen on a failure of Primary Service Processor.

**Response:**

The FRU callouts are calculated at the time of the failure. See the error log for the actual replacement strategy.

---

**B181E69E****Explanation:**

Surveillance communication with the sibling service processor failed.

**Response:**

If this is a tracking event, no service actions are required. Otherwise, use the FRU and procedure callouts detailed with the SRC to determine service actions.

---

**B181E6A2****Explanation:**

rmgrrremote daemon received an unexpected signal.

**Response:**

If this is a tracking event, no service actions are required. Otherwise, use the FRU and procedure callouts detailed with the SRC to determine service actions.

---

**B181E6A5****Explanation:**

An operational error occurred on the secondary service processor.

**Response:**

If this is a tracking event, no service actions are required. Otherwise, use the FRU and procedure callouts detailed with the SRC to determine service actions.

---

**B181E6A8****Explanation:**

SYNC should not have been called by the secondary service processor.

**Response:**

If this is a tracking event, no service actions are required. Otherwise, use the FRU and procedure callouts detailed with the SRC to determine service actions.

---

**B181E6AB****Explanation:**

The caller specified a non-existent target component.

**Response:**

If this is a tracking event, no service actions are required. Otherwise, use the FRU and procedure callouts detailed with the SRC to determine service actions.

---

**B181E6AC****Explanation:**

Timed out waiting for a response from the sibling service processor.

**Response:**

If this is a tracking event, no service actions are required. Otherwise, use the FRU and procedure callouts detailed with the SRC to determine service actions.

---

**B181E6AD****Explanation:**

A n error was returned from a function call.

**Response:**

If this is a tracking event, no service actions are required. Otherwise, use the FRU and procedure callouts detailed with the SRC to determine service actions.

---

**B181E6AE****Explanation:**

An error was returned from a function call.

**Response:**

If this is a tracking event, no service actions are required. Otherwise, use the FRU and procedure callouts detailed with the SRC to determine service actions.

---

**B181E6AF****Explanation:**

Attempts to connect to the sibling service processor failed on all links.

**Response:**

If this is a tracking event, no service actions are required. Otherwise, use the FRU and procedure callouts detailed with the SRC to determine service actions.

---

**B181E6B0****Explanation:**

Failed to connect to the sibling service processor.

**Response:**

If this is a tracking event, no service actions are required. Otherwise, use the FRU and procedure callouts detailed with the SRC to determine service actions.

---

**B181E6B1****Explanation:**

Failure while attempting to send a request to the sibling service processor.

**Response:**

If this is a tracking event, no service actions are required. Otherwise, use the FRU and procedure callouts detailed with the SRC to determine service actions.

---

**B181E6B2****Explanation:**

rmgrUtilSync was called by a function other than util.

**Response:**

If this is a tracking event, no service actions are required. Otherwise, use the FRU and procedure callouts detailed with the SRC to determine service actions.

---

**B181E6B3****Explanation:**

The position of the service processor has not yet been determined: the mailbox cannot be configured.

**Response:**

If this is a tracking event, no service actions are required. Otherwise, use the FRU and procedure

callouts detailed with the SRC to determine service actions.

---

**B181E6BB****Explanation:**

Informational log entry: redundancy is enabled.

**Response:**

If this is a tracking event, no service actions are required. Otherwise, use the FRU and procedure callouts detailed with the SRC to determine service actions.

---

**B181E6C6****Explanation:**

A function call during redundancy enablement was rejected.

**Response:**

If this is a tracking event, no service actions are required. Otherwise, use the FRU and procedure callouts detailed with the SRC to determine service actions.

---

**B181E6C7****Explanation:**

An emergency service processor fail-over (EFO) was requested when the system was in the transitory state. This will cause termination of the secondary service processor first, then failover will begin.

**Response:**

If this is a tracking event, no service actions are required. Otherwise, use the FRU and procedure callouts detailed with the SRC to determine service actions.

---

**B181E6C9****Explanation:**

Failover has been unblocked.

**Response:**

If this is a tracking event, no service actions are required. Otherwise, use the FRU and procedure callouts detailed with the SRC to determine service actions.

---

**B181E6CA****Explanation:**

Service processor failover is not supported in this system.

**Response:**

If this is a tracking event, no service actions are required. Otherwise, use the FRU and procedure callouts detailed with the SRC to determine service actions.

---

**B181E6CF****Explanation:**

An error was returned by guard when attempting to deconfigure the secondary service processor.

**Response:**

If this is a tracking event, no service actions are required. Otherwise, use the FRU and procedure callouts detailed with the SRC to determine service actions.

---

**B181E6D1**

**Explanation:**

An administrative failover to the secondary service processors not allowed at this time due to the state of the system.

**Response:**

If this is a tracking event, no service actions are required. Otherwise, use the FRU and procedure callouts detailed with the SRC to determine service actions.

---

**B181E6D4**

**Explanation:**

An error was returned from util when closing a file.

**Response:**

If this is a tracking event, no service actions are required. Otherwise, use the FRU and procedure callouts detailed with the SRC to determine service actions.

---

**B181E6D9**

**Explanation:**

An attempt was made to write a registry key or file to the secondary service processor, which is an invalid operation.

**Response:**

If this is a tracking event, no service actions are required. Otherwise, use the FRU and procedure callouts detailed with the SRC to determine service actions.

---

**B181E6DE**

**Explanation:**

An error was returned from a remote deletion request

**Response:**

If this is a tracking event, no service actions are required. Otherwise, use the FRU and procedure callouts detailed with the SRC to determine service actions.

---

**B181E6DF**

**Explanation:**

No clock signals were detected on the sibling service processor's link.

**Response:**

If this is a tracking event, no service actions are required. Otherwise, use the FRU and procedure

callouts detailed with the SRC to determine service actions.

---

**B181E6E1**

**Explanation:**

A hidden service processor error log entry to help correlate with the dump will be generated due to the recovery action.

**Response:**

If this is a tracking event, no service actions are required. Otherwise, use the FRU and procedure callouts detailed with the SRC to determine service actions.

---

**B181E6E2**

**Explanation:**

A stream was requested on a file that is on the synchronization list.

**Response:**

If this is a tracking event, no service actions are required. Otherwise, use the FRU and procedure callouts detailed with the SRC to determine service actions.

---

**B181E6E3**

**Explanation:**

A call to dlsym() failed.

**Response:**

If this is a tracking event, no service actions are required. Otherwise, use the FRU and procedure callouts detailed with the SRC to determine service actions.

---

**B181E6E4**

**Explanation:**

An error was returned from utilfile.sync().

**Response:**

If this is a tracking event, no service actions are required. Otherwise, use the FRU and procedure callouts detailed with the SRC to determine service actions.

---

**B181E6E7**

**Explanation:**

A dumpForceSync call was made during a request to enable redundancy.

**Response:**

If this is a tracking event, no service actions are required. Otherwise, use the FRU and procedure callouts detailed with the SRC to determine service actions.

---

**B181E6E8**

**Explanation:**

An error was returned from a function call.

**Response:**

If this is a tracking event, no service actions are required. Otherwise, use the FRU and procedure callouts detailed with the SRC to determine service actions.

---

**B181E6E9****Explanation:**

The secondary service processor (or system controller) was unable to communicate with the primary service processor (or system controller) for longer than one hour, and initiated a service processor failover to assume system management.

**Response:**

If this is a tracking event, no service actions are required. Otherwise, use the FRU and procedure callouts detailed with the SRC to determine service actions.

---

**B181E6EB****Explanation:**

The notification was rejected.

**Response:**

If this is a tracking event, no service actions are required. Otherwise, use the FRU and procedure callouts detailed with the SRC to determine service actions.

---

**B181E6EC****Explanation:**

A function call was rejected during redundancy enablement.

**Response:**

If this is a tracking event, no service actions are required. Otherwise, use the FRU and procedure callouts detailed with the SRC to determine service actions.

---

**B181E6ED****Explanation:**

Service processor (or system controller) redundancy is disabled.

**Response:**

If this is a tracking event, no service actions are required. Otherwise, use the FRU and procedure callouts detailed with the SRC to determine service actions.

---

**B181E6F1****Explanation:**

A persistent event timeout occurred.

**Response:**

If this is a tracking event, no service actions are required. Otherwise, use the FRU and procedure

callouts detailed with the SRC to determine service actions.

---

**B181E6F4****Explanation:**

A [parameter] node was expected but there was an incorrect node as mentioned in user details section.

**Response:**

The FRU callouts are calculated at the time of the failure. See the error log for the actual replacement strategy.

---

**B181E6F5****Explanation:**

The two children nodes were expected under parameters but saw a different number. Number of nodes encountered is collected in userdata1

**Response:**

The FRU callouts are calculated at the time of the failure. See the error log for the actual replacement strategy.

---

**B181E6F8****Explanation:**

A request was made to wait for an undefined event mentioned in userdata1

**Response:**

The FRU callouts are calculated at the time of the failure. See the error log for the actual replacement strategy.

---

**B181E6FA****Explanation:**

An invalid Backup IPL was requested. userdata1 contains the Backup IPL type that was requested

**Response:**

The FRU callouts are calculated at the time of the failure. See the error log for the actual replacement strategy.

---

**B181E6FB****Explanation:**

A request was made to update the FO count but it was neither AFO nor DFO.

**Response:**

The FRU callouts are calculated at the time of the failure. See the error log for the actual replacement strategy.

---

**B181E6FC****Explanation:**

Waited for timeout seconds for Backup FSP to reach standby.

**Response:**



The FRU callouts are calculated at the time of the failure. See the error log for the actual replacement strategy.

---

**B181E702****Explanation:**

An undefined error was returned when generating statistics on what should be a directory.

**Response:**

If this is a tracking event, no service actions are required. Otherwise, use the FRU and procedure callouts detailed with the SRC to determine service actions.

---

**B181E703****Explanation:**

An error was returned from util when opening a file.

**Response:**

If this is a tracking event, no service actions are required. Otherwise, use the FRU and procedure callouts detailed with the SRC to determine service actions.

---

**B181E704****Explanation:**

An error was returned from util when opening a file.

**Response:**

If this is a tracking event, no service actions are required. Otherwise, use the FRU and procedure callouts detailed with the SRC to determine service actions.

---

**B181E705****Explanation:**

An error was returned from util when checking to see if a file exists.

**Response:**

If this is a tracking event, no service actions are required. Otherwise, use the FRU and procedure callouts detailed with the SRC to determine service actions.

---

**B181E706****Explanation:**

An error was returned from deleting a file.

**Response:**

If this is a tracking event, no service actions are required. Otherwise, use the FRU and procedure callouts detailed with the SRC to determine service actions.

---

**B181E707****Explanation:**

An error was returned from util when opening a file.

**Response:**

If this is a tracking event, no service actions are required. Otherwise, use the FRU and procedure callouts detailed with the SRC to determine service actions.

---

**B181E708****Explanation:**

An undefined minor operation was found.

**Response:**

If this is a tracking event, no service actions are required. Otherwise, use the FRU and procedure callouts detailed with the SRC to determine service actions.

---

**B181E709****Explanation:**

An error was returned from util when writing a file.

**Response:**

If this is a tracking event, no service actions are required. Otherwise, use the FRU and procedure callouts detailed with the SRC to determine service actions.

---

**B181E70B****Explanation:**

The p3 registry does not exist.

**Response:**

If this is a tracking event, no service actions are required. Otherwise, use the FRU and procedure callouts detailed with the SRC to determine service actions.

---

**B181E70C****Explanation:**

An error was returned when checking the redundancy policy.

**Response:**

If this is a tracking event, no service actions are required. Otherwise, use the FRU and procedure callouts detailed with the SRC to determine service actions.

---

**B181E70D****Explanation:**

An error was returned from a directory synchronization call.

**Response:**

If this is a tracking event, no service actions are required. Otherwise, use the FRU and procedure callouts detailed with the SRC to determine service actions.

---

**B181E70E****Explanation:**

An error was returned from a file synchronization call.

**Response:**

If this is a tracking event, no service actions are required. Otherwise, use the FRU and procedure callouts detailed with the SRC to determine service actions.

---

**B181E70F****Explanation:**

An error was returned from a registry synchronization call.

**Response:**

If this is a tracking event, no service actions are required. Otherwise, use the FRU and procedure callouts detailed with the SRC to determine service actions.

---

**B181E710****Explanation:**

An error was returned from a send data call.

**Response:**

If this is a tracking event, no service actions are required. Otherwise, use the FRU and procedure callouts detailed with the SRC to determine service actions.

---

**B181E711****Explanation:**

An error occurred when opening a file.

**Response:**

If this is a tracking event, no service actions are required. Otherwise, use the FRU and procedure callouts detailed with the SRC to determine service actions.

---

**B181E712****Explanation:**

An error occurred when opening a file.

**Response:**

If this is a tracking event, no service actions are required. Otherwise, use the FRU and procedure callouts detailed with the SRC to determine service actions.

---

**B181E713****Explanation:**

An error was returned from a function call.

**Response:**

If this is a tracking event, no service actions are required. Otherwise, use the FRU and procedure callouts detailed with the SRC to determine service actions.

---

**B181E714****Explanation:**

An error occurred when closing a file.

**Response:**

If this is a tracking event, no service actions are required. Otherwise, use the FRU and procedure callouts detailed with the SRC to determine service actions.

---

**B181E715****Explanation:**

Unable to pack the registry into an empty buffer.

**Response:**

If this is a tracking event, no service actions are required. Otherwise, use the FRU and procedure callouts detailed with the SRC to determine service actions.

---

**B181E716****Explanation:**

A function call failed.

**Response:**

If this is a tracking event, no service actions are required. Otherwise, use the FRU and procedure callouts detailed with the SRC to determine service actions.

---

**B181E717****Explanation:**

A function call failed.

**Response:**

If this is a tracking event, no service actions are required. Otherwise, use the FRU and procedure callouts detailed with the SRC to determine service actions.

---

**B181E718****Explanation:**

There was an error when reading a directory entry.

**Response:**

If this is a tracking event, no service actions are required. Otherwise, use the FRU and procedure callouts detailed with the SRC to determine service actions.

---

**B181E719****Explanation:**

A function call failed on a directory entry.

**Response:**

If this is a tracking event, no service actions are required. Otherwise, use the FRU and procedure callouts detailed with the SRC to determine service actions.

---

**B181E71A****Explanation:**

An unsupported element was encountered during a directory synchronization.

**Response:**

If this is a tracking event, no service actions are required. Otherwise, use the FRU and procedure callouts detailed with the SRC to determine service actions.

---

**B181E71B****Explanation:**

An error was returned from a function call.

**Response:**

If this is a tracking event, no service actions are required. Otherwise, use the FRU and procedure callouts detailed with the SRC to determine service actions.

---

**B181E71C****Explanation:**

An error was returned from a system call.

**Response:**

If this is a tracking event, no service actions are required. Otherwise, use the FRU and procedure callouts detailed with the SRC to determine service actions.

---

**B181E71D****Explanation:**

An error was returned from a stream synchronization call.

**Response:**

If this is a tracking event, no service actions are required. Otherwise, use the FRU and procedure callouts detailed with the SRC to determine service actions.

---

**B181E71E****Explanation:**

An error was returned from a function call.

**Response:**

If this is a tracking event, no service actions are required. Otherwise, use the FRU and procedure callouts detailed with the SRC to determine service actions.

---

**B181E71F****Explanation:**

An error was returned from a function call.

**Response:**

If this is a tracking event, no service actions are required. Otherwise, use the FRU and procedure callouts detailed with the SRC to determine service actions.

---

**B181E720****Explanation:**

An attempt was made to pack data into a buffer that was not empty.

**Response:**

If this is a tracking event, no service actions are required. Otherwise, use the FRU and procedure callouts detailed with the SRC to determine service actions.

---

**B181E721****Explanation:**

An error was returned from a function call.

**Response:**

If this is a tracking event, no service actions are required. Otherwise, use the FRU and procedure callouts detailed with the SRC to determine service actions.

---

**B181E722****Explanation:**

An attempt was made to pack data into a buffer that was not big enough for the data.

**Response:**

If this is a tracking event, no service actions are required. Otherwise, use the FRU and procedure callouts detailed with the SRC to determine service actions.

---

**B181E723****Explanation:**

An attempt was made to append fewer than zero, or zero, bytes to a buffer.

**Response:**

If this is a tracking event, no service actions are required. Otherwise, use the FRU and procedure callouts detailed with the SRC to determine service actions.

---

**B181E724****Explanation:**

An attempt was made to pack a registry of an invalid size.

**Response:**

If this is a tracking event, no service actions are required. Otherwise, use the FRU and procedure callouts detailed with the SRC to determine service actions.

---

**B181E725****Explanation:**

A request was made to sync a file that exceeds the maximum buffer size.

**Response:**

If this is a tracking event, no service actions are required. Otherwise, use the FRU and procedure

callouts detailed with the SRC to determine service actions.

---

**B181E726****Explanation:**

A request was made to synchronize a file that exceeds the maximum buffer size.

**Response:**

If this is a tracking event, no service actions are required. Otherwise, use the FRU and procedure callouts detailed with the SRC to determine service actions.

---

**B181E727****Explanation:**

An error was returned from a function call.

**Response:**

If this is a tracking event, no service actions are required. Otherwise, use the FRU and procedure callouts detailed with the SRC to determine service actions.

---

**B181E728****Explanation:**

An error was returned from a function call.

**Response:**

If this is a tracking event, no service actions are required. Otherwise, use the FRU and procedure callouts detailed with the SRC to determine service actions.

---

**B181E729****Explanation:**

An error was returned from a function call.

**Response:**

If this is a tracking event, no service actions are required. Otherwise, use the FRU and procedure callouts detailed with the SRC to determine service actions.

---

**B181E72A****Explanation:**

An error was returned from a function call.

**Response:**

If this is a tracking event, no service actions are required. Otherwise, use the FRU and procedure callouts detailed with the SRC to determine service actions.

---

**B181E72B****Explanation:**

An error was returned from a function call.

**Response:**

If this is a tracking event, no service actions are required. Otherwise, use the FRU and procedure

callouts detailed with the SRC to determine service actions.

---

**B181E72C****Explanation:**

An error was returned from rolling the buffer.

**Response:**

If this is a tracking event, no service actions are required. Otherwise, use the FRU and procedure callouts detailed with the SRC to determine service actions.

---

**B181E72D****Explanation:**

The space allocated for the file data does not equal the amount of file data to transfer.

**Response:**

If this is a tracking event, no service actions are required. Otherwise, use the FRU and procedure callouts detailed with the SRC to determine service actions.

---

**B181E72E****Explanation:**

A function call failed.

**Response:**

If this is a tracking event, no service actions are required. Otherwise, use the FRU and procedure callouts detailed with the SRC to determine service actions.

---

**B181E72F****Explanation:**

A function call failed.

**Response:**

If this is a tracking event, no service actions are required. Otherwise, use the FRU and procedure callouts detailed with the SRC to determine service actions.

---

**B181E730****Explanation:**

A function call failed.

**Response:**

If this is a tracking event, no service actions are required. Otherwise, use the FRU and procedure callouts detailed with the SRC to determine service actions.

---

**B181E731****Explanation:**

A function call failed.

**Response:**

If this is a tracking event, no service actions are required. Otherwise, use the FRU and procedure

callouts detailed with the SRC to determine service actions.

---

**B181E732****Explanation:**

A function call failed.

**Response:**

If this is a tracking event, no service actions are required. Otherwise, use the FRU and procedure callouts detailed with the SRC to determine service actions.

---

**B181E733****Explanation:**

A function call failed.

**Response:**

If this is a tracking event, no service actions are required. Otherwise, use the FRU and procedure callouts detailed with the SRC to determine service actions.

---

**B181E734****Explanation:**

A function call failed.

**Response:**

If this is a tracking event, no service actions are required. Otherwise, use the FRU and procedure callouts detailed with the SRC to determine service actions.

---

**B181E735****Explanation:**

A function call failed.

**Response:**

If this is a tracking event, no service actions are required. Otherwise, use the FRU and procedure callouts detailed with the SRC to determine service actions.

---

**B181E736****Explanation:**

A function call failed.

**Response:**

If this is a tracking event, no service actions are required. Otherwise, use the FRU and procedure callouts detailed with the SRC to determine service actions.

---

**B181E737****Explanation:**

A function call failed.

**Response:**

If this is a tracking event, no service actions are required. Otherwise, use the FRU and procedure

callouts detailed with the SRC to determine service actions.

---

**B181E738****Explanation:**

An error occurred when trying to create a directory.

**Response:**

If this is a tracking event, no service actions are required. Otherwise, use the FRU and procedure callouts detailed with the SRC to determine service actions.

---

**B181E739****Explanation:**

An attempt was made to synchronize a directory with something that isn't a directory.

**Response:**

If this is a tracking event, no service actions are required. Otherwise, use the FRU and procedure callouts detailed with the SRC to determine service actions.

---

**B181E73A****Explanation:**

An error was returned from a p3 registry comparison.

**Response:**

If this is a tracking event, no service actions are required. Otherwise, use the FRU and procedure callouts detailed with the SRC to determine service actions.

---

**B181E73B****Explanation:**

An error was returned from a p3 registry comparison.

**Response:**

If this is a tracking event, no service actions are required. Otherwise, use the FRU and procedure callouts detailed with the SRC to determine service actions.

---

**B181E73C****Explanation:**

An error was returned when writing to the registry.

**Response:**

If this is a tracking event, no service actions are required. Otherwise, use the FRU and procedure callouts detailed with the SRC to determine service actions.

---

**B181E73D****Explanation:**

An error was returned from a function call.

**Response:**

If this is a tracking event, no service actions are required. Otherwise, use the FRU and procedure

callouts detailed with the SRC to determine service actions.

---

**B181E73E****Explanation:**

An error was returned from a function call.

**Response:**

If this is a tracking event, no service actions are required. Otherwise, use the FRU and procedure callouts detailed with the SRC to determine service actions.

---

**B181E73F****Explanation:**

An error was returned from a function call.

**Response:**

If this is a tracking event, no service actions are required. Otherwise, use the FRU and procedure callouts detailed with the SRC to determine service actions.

---

**B181E740****Explanation:**

A function call failed.

**Response:**

If this is a tracking event, no service actions are required. Otherwise, use the FRU and procedure callouts detailed with the SRC to determine service actions.

---

**B181E741****Explanation:**

An error was returned from the call to delete the directory contents.

**Response:**

If this is a tracking event, no service actions are required. Otherwise, use the FRU and procedure callouts detailed with the SRC to determine service actions.

---

**B181E742****Explanation:**

An error occurred when trying to delete a directory.

**Response:**

If this is a tracking event, no service actions are required. Otherwise, use the FRU and procedure callouts detailed with the SRC to determine service actions.

---

**B181E743****Explanation:**

An error was returned from a function call.

**Response:**

If this is a tracking event, no service actions are required. Otherwise, use the FRU and procedure

callouts detailed with the SRC to determine service actions.

---

**B181E744****Explanation:**

An undefined error was returned when generating statistics on what should be a directory.

**Response:**

If this is a tracking event, no service actions are required. Otherwise, use the FRU and procedure callouts detailed with the SRC to determine service actions.

---

**B181E745****Explanation:**

An error was returned from a function call.

**Response:**

If this is a tracking event, no service actions are required. Otherwise, use the FRU and procedure callouts detailed with the SRC to determine service actions.

---

**B181E746****Explanation:**

An error was returned when attempting to unlink an element .

**Response:**

If this is a tracking event, no service actions are required. Otherwise, use the FRU and procedure callouts detailed with the SRC to determine service actions.

---

**B181E747****Explanation:**

An error was returned from util when attempting to seek.

**Response:**

If this is a tracking event, no service actions are required. Otherwise, use the FRU and procedure callouts detailed with the SRC to determine service actions.

---

**B181E748****Explanation:**

A stream counter overflow occurred.

**Response:**

If this is a tracking event, no service actions are required. Otherwise, use the FRU and procedure callouts detailed with the SRC to determine service actions.

---

**B181E749****Explanation:**

Error returned while extracting Offset

**Response:**

The FRU callouts are calculated at the time of the failure. See the error log for the actual replacement strategy.

---

**B181E74F****Explanation:**

Error returned from sync delete obsolete files call

**Response:**

The FRU callouts are calculated at the time of the failure. See the error log for the actual replacement strategy.

---

**B181E7B0****Explanation:**

An invalid operation code was sent.

**Response:**

If this is a tracking event, no service actions are required. Otherwise, use the FRU and procedure callouts detailed with the SRC to determine service actions.

---

**B181E7C0****Explanation:**

This SRC indicates that the system ran for a long time with only one bulk power assembly (BPA), and a large number of firmware updates were done. Then a sibling BPA was added (or swapped in).

**Response:**

If this is a tracking event, no service actions are required. Otherwise, use the FRU and procedure callouts detailed with the SRC to determine service actions.

---

**B181E7C1****Explanation:**

A type other than time-of-day, HMC password, or CEC name was received.

**Response:**

If this is a tracking event, no service actions are required. Otherwise, use the FRU and procedure callouts detailed with the SRC to determine service actions.

---

**B181E7C2****Explanation:**

The bulk power assembly (BPA) and its sibling have the same IP address.

**Response:**

If this is a tracking event, no service actions are required. Otherwise, use the FRU and procedure callouts detailed with the SRC to determine service actions.

---

**B181E7C3****Explanation:**

Unable to open a synchronization file.

**Response:**

If this is a tracking event, no service actions are required. Otherwise, use the FRU and procedure callouts detailed with the SRC to determine service actions.

---

**B181E7C4****Explanation:**

A function call to lock returned an error.

**Response:**

If this is a tracking event, no service actions are required. Otherwise, use the FRU and procedure callouts detailed with the SRC to determine service actions.

---

**B181E7C7****Explanation:**

This bulk power assembly (BPA) does not have an IP address stored for a sibling BPA for the synchronization process to use. It is possible that there is no sibling BPA present.

**Response:**

If this is a tracking event, no service actions are required. Otherwise, use the FRU and procedure callouts detailed with the SRC to determine service actions.

---

**B181E7FF****Explanation:**

An error was injected for debugging purposes.

**Response:**

If this is a tracking event, no service actions are required. Otherwise, use the FRU and procedure callouts detailed with the SRC to determine service actions.

---

**B181E801****Explanation:**

A failure occurred in a utility register.

**Response:**

If this is a tracking event, no service actions are required. Otherwise, use the FRU and procedure callouts detailed with the SRC to determine service actions.

---

**B181E802****Explanation:**

A synchronization failure occurred.

**Response:**

If this is a tracking event, no service actions are required. Otherwise, use the FRU and procedure callouts detailed with the SRC to determine service actions.

---

**B181E803****Explanation:**

A NETS failure occurred.

**Response:**

If this is a tracking event, no service actions are required. Otherwise, use the FRU and procedure callouts detailed with the SRC to determine service actions.

---

**B181E804****Explanation:**

A thread failure occurred.

**Response:**

If this is a tracking event, no service actions are required. Otherwise, use the FRU and procedure callouts detailed with the SRC to determine service actions.

---

**B181E805****Explanation:**

A client failure occurred.

**Response:**

If this is a tracking event, no service actions are required. Otherwise, use the FRU and procedure callouts detailed with the SRC to determine service actions.

---

**B181E806****Explanation:**

A code update (CUPD) failure occurred.

**Response:**

If this is a tracking event, no service actions are required. Otherwise, use the FRU and procedure callouts detailed with the SRC to determine service actions.

---

**B181E807****Explanation:**

A mailbox (MBOX) failure occurred.

**Response:**

If this is a tracking event, no service actions are required. Otherwise, use the FRU and procedure callouts detailed with the SRC to determine service actions.

---

**B181E808****Explanation:**

A direct memory access (DMA) failure occurred.

**Response:**

If this is a tracking event, no service actions are required. Otherwise, use the FRU and procedure callouts detailed with the SRC to determine service actions.

---

**B181E809****Explanation:**

A CHIC failure occurred.

**Response:**

If this is a tracking event, no service actions are required. Otherwise, use the FRU and procedure callouts detailed with the SRC to determine service actions.

---

**B181E80A****Explanation:**

An invalid SMA system was found.

**Response:**

If this is a tracking event, no service actions are required. Otherwise, use the FRU and procedure callouts detailed with the SRC to determine service actions.

---

**B181E80B****Explanation:**

Failed to load and boot the IPC.

**Response:**

If this is a tracking event, no service actions are required. Otherwise, use the FRU and procedure callouts detailed with the SRC to determine service actions.

---

**B181E80C****Explanation:**

A null pointer was found.

**Response:**

If this is a tracking event, no service actions are required. Otherwise, use the FRU and procedure callouts detailed with the SRC to determine service actions.

---

**B181E80E****Explanation:**

Failed to start the IPC.

**Response:**

If this is a tracking event, no service actions are required. Otherwise, use the FRU and procedure callouts detailed with the SRC to determine service actions.

---

**B181E80F****Explanation:**

Failed to perform a reset.

**Response:**

If this is a tracking event, no service actions are required. Otherwise, use the FRU and procedure callouts detailed with the SRC to determine service actions.



---

**B181E810****Explanation:**

The reset was not valid.

**Response:**

If this is a tracking event, no service actions are required. Otherwise, use the FRU and procedure callouts detailed with the SRC to determine service actions.

---

**B181E811****Explanation:**

A dump request failed.

**Response:**

If this is a tracking event, no service actions are required. Otherwise, use the FRU and procedure callouts detailed with the SRC to determine service actions.

---

**B181E812****Explanation:**

The handle was not found.

**Response:**

If this is a tracking event, no service actions are required. Otherwise, use the FRU and procedure callouts detailed with the SRC to determine service actions.

---

**B181E813****Explanation:**

A dump was unexpectedly invalidated.

**Response:**

If this is a tracking event, no service actions are required. Otherwise, use the FRU and procedure callouts detailed with the SRC to determine service actions.

---

**B181E814****Explanation:**

A dump utility failure occurred.

**Response:**

If this is a tracking event, no service actions are required. Otherwise, use the FRU and procedure callouts detailed with the SRC to determine service actions.

---

**B181E815****Explanation:**

An event failure occurred.

**Response:**

If this is a tracking event, no service actions are required. Otherwise, use the FRU and procedure callouts detailed with the SRC to determine service actions.

---

**B181E8FF****Explanation:**

Informational message: an informational error log entry was generated.

**Response:**

If this is a tracking event, no service actions are required. Otherwise, use the FRU and procedure callouts detailed with the SRC to determine service actions.

---

**B181E902****Explanation:**

The service processor firmware was unable to get the SRC from the irrecoverable error log.

**Response:**

If this is a tracking event, no service actions are required. Otherwise, use the FRU and procedure callouts detailed with the SRC to determine service actions.

---

**B181E906****Explanation:**

Updating the rsrl registry key failed.

**Response:**

The FRU callouts are calculated at the time of the failure. See the error log for the actual replacement strategy.

---

**B181E907****Explanation:**

Unable to read the reason for the reset from the registry.

**Response:**

If this is a tracking event, no service actions are required. Otherwise, use the FRU and procedure callouts detailed with the SRC to determine service actions.

---

**B181E90A****Explanation:**

The service processor failed to clear bits in the device immediate status register (DISR).

**Response:**

If this is a tracking event, no service actions are required. Otherwise, use the FRU and procedure callouts detailed with the SRC to determine service actions.

---

**B181E90D****Explanation:**

The reset reload function is called with an insufficient number of arguments.

**Response:**

If this is a tracking event, no service actions are required. Otherwise, use the FRU and procedure callouts detailed with the SRC to determine service actions.

---

**B181E90E****Explanation:**

An invalid reset reload routine was called.

**Response:**

If this is a tracking event, no service actions are required. Otherwise, use the FRU and procedure callouts detailed with the SRC to determine service actions.

---

**B181E90F****Explanation:**

An unexpected signal was received when reset reload was running.

**Response:**

If this is a tracking event, no service actions are required. Otherwise, use the FRU and procedure callouts detailed with the SRC to determine service actions.

---

**B181E910****Explanation:**

The service processor failed to set the bits in the device immediate status register (DISR), which is used to communicate the reset reload status to the system.

**Response:**

If this is a tracking event, no service actions are required. Otherwise, use the FRU and procedure callouts detailed with the SRC to determine service actions.

---

**B181E911****Explanation:**

A service processor reset reload occurred. The error log for the error that caused the reset reload could not be retrieved. Use other error or event logs or a service processor dump to gather error information.

**Response:**

If this is a tracking event, no service actions are required. Otherwise, use the FRU and procedure callouts detailed with the SRC to determine service actions.

---

**B181E913****Explanation:**

The HMC requested a reset reload to termination.

**Response:**

If this is a tracking event, no service actions are required. Otherwise, use the FRU and procedure callouts detailed with the SRC to determine service actions.

---

**B181E914****Explanation:**

The service processor took a reset and entered into termination path. An attempt to read the service processor reset type failed.

**Response:**

The FRU callouts are calculated at the time of the failure. See the error log for the actual replacement strategy.

---

**B181E915****Explanation:**

Firmware encountered an internal error clearing its boot status.

**Response:**

The FRU callouts are calculated at the time of the failure. See the error log for the actual replacement strategy.

---

**B181EA01****Explanation:**

An XREF session entry failure occurred.

**Response:**

If this is a tracking event, no service actions are required. Otherwise, use the FRU and procedure callouts detailed with the SRC to determine service actions.

---

**B181EA03****Explanation:**

There was an XREF API failure.

**Response:**

If this is a tracking event, no service actions are required. Otherwise, use the FRU and procedure callouts detailed with the SRC to determine service actions.

---

**B181EA04****Explanation:**

Failed to read the hypervisor state registry.

**Response:**

If this is a tracking event, no service actions are required. Otherwise, use the FRU and procedure callouts detailed with the SRC to determine service actions.

---

**B181EA05****Explanation:**

No CM lock was found.

**Response:**

If this is a tracking event, no service actions are required. Otherwise, use the FRU and procedure callouts detailed with the SRC to determine service actions.

---

**B181EA06****Explanation:**

Failed to get the maximum number of resource IDs (RIDs) for a given field replaceable unit (FRU) type.

**Response:**

If this is a tracking event, no service actions are required. Otherwise, use the FRU and procedure callouts detailed with the SRC to determine service actions.

---

**B181EA07****Explanation:**

A failure occurred when trying to enable a panel.

**Response:**

If this is a tracking event, no service actions are required. Otherwise, use the FRU and procedure callouts detailed with the SRC to determine service actions.

---

**B181EA08****Explanation:**

There was a failure in the hardware object manager (HOM) API.

**Response:**

If this is a tracking event, no service actions are required. Otherwise, use the FRU and procedure callouts detailed with the SRC to determine service actions.

---

**B181EA09****Explanation:**

There was an RTIM API failure.

**Response:**

If this is a tracking event, no service actions are required. Otherwise, use the FRU and procedure callouts detailed with the SRC to determine service actions.

---

**B181EA0A****Explanation:**

There was an XREF CCMM internal error.

**Response:**

If this is a tracking event, no service actions are required. Otherwise, use the FRU and procedure callouts detailed with the SRC to determine service actions.

---

**B181EA0B****Explanation:**

There was an XREF CMD build failure.

**Response:**

If this is a tracking event, no service actions are required. Otherwise, use the FRU and procedure

callouts detailed with the SRC to determine service actions.

---

**B181EA0C****Explanation:**

There was a failure during concurrent maintenance recovery.

**Response:**

If this is a tracking event, no service actions are required. Otherwise, use the FRU and procedure callouts detailed with the SRC to determine service actions.

---

**B181EA0D****Explanation:**

The concurrent maintenance firmware encountered an unexpected failure when calling the mailbox interface to disable the current time-of-day topology.

**Response:**

If this is a tracking event, no service actions are required. Otherwise, use the FRU and procedure callouts detailed with the SRC to determine service actions.

---

**B181EA0E****Explanation:**

There was an XREF sequence error.

**Response:**

If this is a tracking event, no service actions are required. Otherwise, use the FRU and procedure callouts detailed with the SRC to determine service actions.

---

**B181EA0F****Explanation:**

Failed to read a checkpoint: all are in use.

**Response:**

If this is a tracking event, no service actions are required. Otherwise, use the FRU and procedure callouts detailed with the SRC to determine service actions.

---

**B181EA10****Explanation:**

Failed to read the checkpoint registry.

**Response:**

If this is a tracking event, no service actions are required. Otherwise, use the FRU and procedure callouts detailed with the SRC to determine service actions.

---

**B181EA11****Explanation:**

There was a code version mismatch.

**Response:**

If this is a tracking event, no service actions are required. Otherwise, use the FRU and procedure callouts detailed with the SRC to determine service actions.

---

**B181EA12****Explanation:**

The event management component returned an error when the concurrent maintenance firmware tried to subscribe to the sibling service processor state change event.

**Response:**

If this is a tracking event, no service actions are required. Otherwise, use the FRU and procedure callouts detailed with the SRC to determine service actions.

---

**B181EA13****Explanation:**

No concurrent maintenance capability was found on the backup.

**Response:**

If this is a tracking event, no service actions are required. Otherwise, use the FRU and procedure callouts detailed with the SRC to determine service actions.

---

**B181EA14****Explanation:**

Unable to guard out the concurrent maintenance service processor.

**Response:**

If this is a tracking event, no service actions are required. Otherwise, use the FRU and procedure callouts detailed with the SRC to determine service actions.

---

**B181EA15****Explanation:**

The command line parser failed.

**Response:**

If this is a tracking event, no service actions are required. Otherwise, use the FRU and procedure callouts detailed with the SRC to determine service actions.

---

**B181EA16****Explanation:**

A failure occurred when trying to run a concurrent maintenance xml file.

**Response:**

If this is a tracking event, no service actions are required. Otherwise, use the FRU and procedure callouts detailed with the SRC to determine service actions.

---

**B181EA17****Explanation:**

Failed to send a progress code.

**Response:**

If this is a tracking event, no service actions are required. Otherwise, use the FRU and procedure callouts detailed with the SRC to determine service actions.

---

**B181EA18****Explanation:**

Failed to read the service processor role from the redundance manager.

**Response:**

If this is a tracking event, no service actions are required. Otherwise, use the FRU and procedure callouts detailed with the SRC to determine service actions.

---

**B181EA19****Explanation:**

There was an XREF redundant service processor failure.

**Response:**

Attention: Do not attempt to boot from the secondary service processor during a concurrent maintenance operation. If this is a tracking event, no service actions are required. Otherwise, use the FRU and procedure callouts detailed with the SRC to determine service actions.

---

**B181EA1A****Explanation:**

An abort was detected.

**Response:**

If this is a tracking event, no service actions are required. Otherwise, use the FRU and procedure callouts detailed with the SRC to determine service actions.

---

**B181EA1B****Explanation:**

There was an XREF invalid hardware failure.

**Response:**

If this is a tracking event, no service actions are required. Otherwise, use the FRU and procedure callouts detailed with the SRC to determine service actions.

---

**B181EA1E****Explanation:**

There was an XREF condition failure.

**Response:**

If this is a tracking event, no service actions are required. Otherwise, use the FRU and procedure callouts detailed with the SRC to determine service actions.

---

**B181EA1F****Explanation:**

Unable to connect to the concurrent maintenance daemon.

**Response:**

If this is a tracking event, no service actions are required. Otherwise, use the FRU and procedure callouts detailed with the SRC to determine service actions.

---

**B181EA20****Explanation:**

Unable to convert an RID (resource ID) to a HOM (hardware object manager) unit ID.

**Response:**

If this is a tracking event, no service actions are required. Otherwise, use the FRU and procedure callouts detailed with the SRC to determine service actions.

---

**B181EA21****Explanation:**

No environment path was found.

**Response:**

If this is a tracking event, no service actions are required. Otherwise, use the FRU and procedure callouts detailed with the SRC to determine service actions.

---

**B181EA22****Explanation:**

The cross reference (XREF) file was not found.

**Response:**

If this is a tracking event, no service actions are required. Otherwise, use the FRU and procedure callouts detailed with the SRC to determine service actions.

---

**B181EA23****Explanation:**

Informational message: this platform does not support concurrent maintenance operations.

**Response:**

If this is a tracking event, no service actions are required. Otherwise, use the FRU and procedure callouts detailed with the SRC to determine service actions.

---

**B181EA24****Explanation:**

Failure when creating a thread: aborting ccmmsrv

**Response:**

If this is a tracking event, no service actions are required. Otherwise, use the FRU and procedure callouts detailed with the SRC to determine service actions.

---

**B181EA25****Explanation:**

The command request had invalid concurrency.

**Response:**

If this is a tracking event, no service actions are required. Otherwise, use the FRU and procedure callouts detailed with the SRC to determine service actions.

---

**B181EA26****Explanation:**

Unable to convert the resource ID to the HOM (hardware object manager.) unit ID.

**Response:**

If this is a tracking event, no service actions are required. Otherwise, use the FRU and procedure callouts detailed with the SRC to determine service actions.

---

**B181EA28****Explanation:**

Cannot load symbol.

**Response:**

If this is a tracking event, no service actions are required. Otherwise, use the FRU and procedure callouts detailed with the SRC to determine service actions.

---

**B181EA29****Explanation:**

While a concurrent maintenance operation was in progress, an API failure occurred.

**Response:**

If this is a tracking event, no service actions are required. Otherwise, use the FRU and procedure callouts detailed with the SRC to determine service actions.

---

**B181EA2A****Explanation:**

While a concurrent maintenance backup isolation operation was in progress, an API failure occurred.

**Response:**

If this is a tracking event, no service actions are required. Otherwise, use the FRU and procedure callouts detailed with the SRC to determine service actions.

---

**B181EA2B****Explanation:**

Failed to open the buddy JTAG device.

**Response:**

If this is a tracking event, no service actions are required. Otherwise, use the FRU and procedure callouts detailed with the SRC to determine service actions.

---

**B181EA2C****Explanation:**

Failed to open the buddy GPIO (general purpose I/O) device.

**Response:**

If this is a tracking event, no service actions are required. Otherwise, use the FRU and procedure callouts detailed with the SRC to determine service actions.

---

**B181EA2D****Explanation:**

Failed to open a handle.

**Response:**

If this is a tracking event, no service actions are required. Otherwise, use the FRU and procedure callouts detailed with the SRC to determine service actions.

---

**B181EA2E****Explanation:**

The concurrent maintenance firmware is isolating the secondary service processor.

**Response:**

If this is a tracking event, no service actions are required. Otherwise, use the FRU and procedure callouts detailed with the SRC to determine service actions.

---

**B181EA2F****Explanation:**

Unable to read an error log from the repository.

**Response:**

If this is a tracking event, no service actions are required. Otherwise, use the FRU and procedure callouts detailed with the SRC to determine service actions.

---

**B181EA31****Explanation:**

An unhandled signal was received by the concurrent maintenance firmware.

**Response:**

If this is a tracking event, no service actions are required. Otherwise, use the FRU and procedure

callouts detailed with the SRC to determine service actions.

---

**B181EA32****Explanation:**

There was an XREF HMC disconnection event.

**Response:**

If this is a tracking event, no service actions are required. Otherwise, use the FRU and procedure callouts detailed with the SRC to determine service actions.

---

**B181EA33****Explanation:**

This is a generic SRC logged to flag a recovery action.

**Response:**

If this is a tracking event, no service actions are required. Otherwise, use the FRU and procedure callouts detailed with the SRC to determine service actions.

---

**B181EA34****Explanation:**

There was an XREF state change event.

**Response:**

If this is a tracking event, no service actions are required. Otherwise, use the FRU and procedure callouts detailed with the SRC to determine service actions.

---

**B181EA35****Explanation:**

There was an XREF power off event.

**Response:**

If this is a tracking event, no service actions are required. Otherwise, use the FRU and procedure callouts detailed with the SRC to determine service actions.

---

**B181EA36****Explanation:**

There was an attention API failure.

**Response:**

If this is a tracking event, no service actions are required. Otherwise, use the FRU and procedure callouts detailed with the SRC to determine service actions.

---

**B181EA37****Explanation:**

A concurrent maintenance operation was aborted while the VPD card was not installed in the system.

**Response:**

If this is a tracking event, no service actions are required. Otherwise, use the FRU and procedure

callouts detailed with the SRC to determine service actions.

---

**B181EA38****Explanation:**

The system level activation status received from the hypervisor was invalid, or indicated an error. This usually indicates that a hypervisor error was detected during a concurrent maintenance operation.

**Response:**

If this is a tracking event, no service actions are required. Otherwise, use the FRU and procedure callouts detailed with the SRC to determine service actions.

---

**B181EA39****Explanation:**

The concurrent maintenance firmware detected a ccmmsrv crash and will try to recover.

**Response:**

If this is a tracking event, no service actions are required. Otherwise, use the FRU and procedure callouts detailed with the SRC to determine service actions.

---

**B181EA3A****Explanation:**

There was an XREF system reset reload event.

**Response:**

If this is a tracking event, no service actions are required. Otherwise, use the FRU and procedure callouts detailed with the SRC to determine service actions.

---

**B181EA3B****Explanation:**

There was an XREF failover during CMOP.

**Response:**

If this is a tracking event, no service actions are required. Otherwise, use the FRU and procedure callouts detailed with the SRC to determine service actions.

---

**B181EA3C****Explanation:**

The recovery director received a reason for recovery that was not recognized.

**Response:**

If this is a tracking event, no service actions are required. Otherwise, use the FRU and procedure callouts detailed with the SRC to determine service actions.

---

**B181EA3D****Explanation:**

The recovery director received a reason for recovery that was not recognized.

**Response:**

If this is a tracking event, no service actions are required. Otherwise, use the FRU and procedure callouts detailed with the SRC to determine service actions.

---

**B181EA3E****Explanation:**

The utility routine read 0 bytes from the service processor's state file.

**Response:**

If this is a tracking event, no service actions are required. Otherwise, use the FRU and procedure callouts detailed with the SRC to determine service actions.

---

**B181EA3F****Explanation:**

There was no concurrent maintenance capability on the secondary service processor.

**Response:**

If this is a tracking event, no service actions are required. Otherwise, use the FRU and procedure callouts detailed with the SRC to determine service actions.

---

**B181EA40****Explanation:**

An error occurred when clearing the IPL speed override.

**Response:**

If this is a tracking event, no service actions are required. Otherwise, use the FRU and procedure callouts detailed with the SRC to determine service actions.

---

**B181EA41****Explanation:**

The attempt to unmask the FSI interrupts returned an error.

**Response:**

If this is a tracking event, no service actions are required. Otherwise, use the FRU and procedure callouts detailed with the SRC to determine service actions.

---

**B181EA43****Explanation:**

Failed to retrieve the HMC ID for the NCR action.

**Response:**

If this is a tracking event, no service actions are required. Otherwise, use the FRU and procedure

callouts detailed with the SRC to determine service actions.

---

**B181EA44****Explanation:**

Failed to retrieve the HMC ID for the NCR action.

**Response:**

If this is a tracking event, no service actions are required. Otherwise, use the FRU and procedure callouts detailed with the SRC to determine service actions.

---

**B181EA45****Explanation:**

An error occurred when trying to check the power save mode.

**Response:**

If this is a tracking event, no service actions are required. Otherwise, use the FRU and procedure callouts detailed with the SRC to determine service actions.

---

**B181EA46****Explanation:**

There was a failure in an API.

**Response:**

If this is a tracking event, no service actions are required. Otherwise, use the FRU and procedure callouts detailed with the SRC to determine service actions.

---

**B181EA47****Explanation:**

There was a failure in an API.

**Response:**

If this is a tracking event, no service actions are required. Otherwise, use the FRU and procedure callouts detailed with the SRC to determine service actions.

---

**B181EA48****Explanation:**

There was a failure in an API.

**Response:**

If this is a tracking event, no service actions are required. Otherwise, use the FRU and procedure callouts detailed with the SRC to determine service actions.

---

**B181EA49****Explanation:**

There was a failure in an API.

**Response:**

If this is a tracking event, no service actions are required. Otherwise, use the FRU and procedure

callouts detailed with the SRC to determine service actions.

---

**B181EA4A****Explanation:**

The timer tick expired.

**Response:**

If this is a tracking event, no service actions are required. Otherwise, use the FRU and procedure callouts detailed with the SRC to determine service actions.

---

**B181EA4B****Explanation:**

There was a failure in an API.

**Response:**

If this is a tracking event, no service actions are required. Otherwise, use the FRU and procedure callouts detailed with the SRC to determine service actions.

---

**B181EA4C****Explanation:**

The step is done.

**Response:**

If this is a tracking event, no service actions are required. Otherwise, use the FRU and procedure callouts detailed with the SRC to determine service actions.

---

**B181EA4E****Explanation:**

The target CCIN was not found

**Response:**

If this is a tracking event, no service actions are required. Otherwise, use the FRU and procedure callouts detailed with the SRC to determine service actions.

---

**B181EA4F****Explanation:**

A registry read failure occurred.

**Response:**

If this is a tracking event, no service actions are required. Otherwise, use the FRU and procedure callouts detailed with the SRC to determine service actions.

---

**B181EA51****Explanation:**

A time-out occurred while waiting for the secondary system controller.

**Response:**

If this is a tracking event, no service actions are required. Otherwise, use the FRU and procedure



callouts detailed with the SRC to determine service actions.

---

**B181EA53****Explanation:**

A PSI failure occurred with the query active.

**Response:**

If this is a tracking event, no service actions are required. Otherwise, use the FRU and procedure callouts detailed with the SRC to determine service actions.

---

**B181EA54****Explanation:**

A failure occurred when disabling the PSI link.

**Response:**

If this is a tracking event, no service actions are required. Otherwise, use the FRU and procedure callouts detailed with the SRC to determine service actions.

---

**B181EA55****Explanation:**

Rebooting a network controller failed.

**Response:**

If this is a tracking event, no service actions are required. Otherwise, use the FRU and procedure callouts detailed with the SRC to determine service actions.

---

**B181EA56****Explanation:**

A node instance was found that is not recognized.

**Response:**

If this is a tracking event, no service actions are required. Otherwise, use the FRU and procedure callouts detailed with the SRC to determine service actions.

---

**B181EA7F****Explanation:**

A timer expired.

**Response:**

If this is a tracking event, no service actions are required. Otherwise, use the FRU and procedure callouts detailed with the SRC to determine service actions.

---

**B181EA87****Explanation:**

A failure occurred when the secondary service processor (or system controller) was reset.

**Response:**

If this is a tracking event, no service actions are required. Otherwise, use the FRU and procedure

callouts detailed with the SRC to determine service actions.

---

**B181EAFB****Explanation:**

The XML file was skipped.

**Response:**

If this is a tracking event, no service actions are required. Otherwise, use the FRU and procedure callouts detailed with the SRC to determine service actions.

---

**B181EAFD****Explanation:**

A module recovery creation error occurred.

**Response:**

If this is a tracking event, no service actions are required. Otherwise, use the FRU and procedure callouts detailed with the SRC to determine service actions.

---

**B181EAFE****Explanation:**

Informational message: A concurrent maintenance operation was started.

**Response:**

If this is a tracking event, no service actions are required. Otherwise, use the FRU and procedure callouts detailed with the SRC to determine service actions.

---

**B181EAFF****Explanation:**

Informational message: A concurrent maintenance operation was stopped.

**Response:**

If this is a tracking event, no service actions are required. Otherwise, use the FRU and procedure callouts detailed with the SRC to determine service actions.

---

**B181EB01****Explanation:**

A service processor application failed to start.

**Response:**

The FRU callouts are calculated at the time of the failure. See the error log for the actual replacement strategy.

---

**B181EBEA****Explanation:**

A data file could not be found.

**Response:**

The FRU callouts are calculated at the time of the failure. See the error log for the actual replacement strategy.

---

**B181EF01****Explanation:**

This error code is reserved.

**Response:**

If this is a tracking event, no service actions are required. Otherwise, use the FRU and procedure callouts detailed with the SRC to determine service actions.

---

**B181EF02****Explanation:**

An error occurred during a service processor (or system controller) dump.

**Response:**

If this is a tracking event, no service actions are required. Otherwise, use the FRU and procedure callouts detailed with the SRC to determine service actions.

---

**B181EF03****Explanation:**

An error occurred while attempting to determine if a service processor dump exists.

**Response:**

If this is a tracking event, no service actions are required. Otherwise, use the FRU and procedure callouts detailed with the SRC to determine service actions.

---

**B181EF04****Explanation:**

An error occurred during a file I/O operation.

**Response:**

If this is a tracking event, no service actions are required. Otherwise, use the FRU and procedure callouts detailed with the SRC to determine service actions.

---

**B181EF05****Explanation:**

A dump operation was attempted that violated the dump policy.

**Response:**

If this is a tracking event, no service actions are required. Otherwise, use the FRU and procedure callouts detailed with the SRC to determine service actions.

---

**B181EF06****Explanation:**

Failed to obtain or release a lock.

**Response:**

If this is a tracking event, no service actions are required. Otherwise, use the FRU and procedure callouts detailed with the SRC to determine service actions.

---

**B181EF07****Explanation:**

An unknown dump content type was found.

**Response:**

If this is a tracking event, no service actions are required. Otherwise, use the FRU and procedure callouts detailed with the SRC to determine service actions.

---

**B181EF08****Explanation:**

An unsupported copy operation was attempted.

**Response:**

If this is a tracking event, no service actions are required. Otherwise, use the FRU and procedure callouts detailed with the SRC to determine service actions.

---

**B181EF09****Explanation:**

Null global data was found.

**Response:**

If this is a tracking event, no service actions are required. Otherwise, use the FRU and procedure callouts detailed with the SRC to determine service actions.

---

**B181EF0A****Explanation:**

An error occurred while attempting to denote a completed service processor dump as valid.

**Response:**

If this is a tracking event, no service actions are required. Otherwise, use the FRU and procedure callouts detailed with the SRC to determine service actions.

---

**B181EF0D****Explanation:**

An error occurred while attempting to access a file.

**Response:**

If this is a tracking event, no service actions are required. Otherwise, use the FRU and procedure callouts detailed with the SRC to determine service actions.

---

**B181EF0E****Explanation:**

An error occurred when the service processor attempted to notify the operating system that a service processor dump had been deleted.

**Response:**

If this is a tracking event, no service actions are required. Otherwise, use the FRU and procedure callouts detailed with the SRC to determine service actions.

---

**B181EF0F**

**Explanation:**

An error occurred when the service processor attempted to notify the operating system that a service processor dump occurred.

**Response:**

If this is a tracking event, no service actions are required. Otherwise, use the FRU and procedure callouts detailed with the SRC to determine service actions.

---

**B181EF10**

**Explanation:**

An error occurred during a file I/O operation on a pipe.

**Response:**

If this is a tracking event, no service actions are required. Otherwise, use the FRU and procedure callouts detailed with the SRC to determine service actions.

---

**B181EF11**

**Explanation:**

An operation on a lock for a dump operation failed.

**Response:**

If this is a tracking event, no service actions are required. Otherwise, use the FRU and procedure callouts detailed with the SRC to determine service actions.

---

**B181EF12**

**Explanation:**

A system error was received.

**Response:**

If this is a tracking event, no service actions are required. Otherwise, use the FRU and procedure callouts detailed with the SRC to determine service actions.

---

**B181EF13**

**Explanation:**

Informational message: The dump storage file system was formatted.

**Response:**

If this is a tracking event, no service actions are required. Otherwise, use the FRU and procedure

callouts detailed with the SRC to determine service actions.

---

**B181EF14**

**Explanation:**

Failed to write to the control (operator) panel.

**Response:**

If this is a tracking event, no service actions are required. Otherwise, use the FRU and procedure callouts detailed with the SRC to determine service actions.

---

**B181EF16**

**Explanation:**

An internal service processor operation failed.

**Response:**

If this is a tracking event, no service actions are required. Otherwise, use the FRU and procedure callouts detailed with the SRC to determine service actions.

---

**B181EF17**

**Explanation:**

An internal service processor operation failed.

**Response:**

If this is a tracking event, no service actions are required. Otherwise, use the FRU and procedure callouts detailed with the SRC to determine service actions.

---

**B181EF1A**

**Explanation:**

An error occurred while attempting to display a new progress code on the operator panel.

**Response:**

If this is a tracking event, no service actions are required. Otherwise, use the FRU and procedure callouts detailed with the SRC to determine service actions.

---

**B181EF1F**

**Explanation:**

An error occurred while attempting to enable the service processor dump feature.

**Response:**

If this is a tracking event, no service actions are required. Otherwise, use the FRU and procedure callouts detailed with the SRC to determine service actions.

---

**B181EF26**

**Explanation:**

An error occurred.

**Response:**

If this is a tracking event, no service actions are required. Otherwise, use the FRU and procedure callouts detailed with the SRC to determine service actions.

---

**B181EF28****Explanation:**

An error occurred.

**Response:**

If this is a tracking event, no service actions are required. Otherwise, use the FRU and procedure callouts detailed with the SRC to determine service actions.

---

**B181EF2B****Explanation:**

An error occurred.

**Response:**

If this is a tracking event, no service actions are required. Otherwise, use the FRU and procedure callouts detailed with the SRC to determine service actions.

---

**B181EF2D****Explanation:**

An error occurred while attempting to notify the HMC that a service processor dump occurred.

**Response:**

If this is a tracking event, no service actions are required. Otherwise, use the FRU and procedure callouts detailed with the SRC to determine service actions.

---

**B181EF2E****Explanation:**

An error occurred while attempting to notify the HMC that a service processor dump occurred.

**Response:**

If this is a tracking event, no service actions are required. Otherwise, use the FRU and procedure callouts detailed with the SRC to determine service actions.

---

**B181EF2F****Explanation:**

An error occurred while attempting to notify the HMC that a service processor dump occurred.

**Response:**

If this is a tracking event, no service actions are required. Otherwise, use the FRU and procedure callouts detailed with the SRC to determine service actions.

---

**B181EF32****Explanation:**

An error occurred.

**Response:**

If this is a tracking event, no service actions are required. Otherwise, use the FRU and procedure callouts detailed with the SRC to determine service actions.

---

**B181EF33****Explanation:**

An error occurred.

**Response:**

If this is a tracking event, no service actions are required. Otherwise, use the FRU and procedure callouts detailed with the SRC to determine service actions.

---

**B181EF34****Explanation:**

An error occurred while collecting a service processor dump.

**Response:**

If this is a tracking event, no service actions are required. Otherwise, use the FRU and procedure callouts detailed with the SRC to determine service actions.

---

**B181EF36****Explanation:**

An error occurred while collecting a service processor dump.

**Response:**

If this is a tracking event, no service actions are required. Otherwise, use the FRU and procedure callouts detailed with the SRC to determine service actions.

---

**B181EF38****Explanation:**

An error occurred.

**Response:**

If this is a tracking event, no service actions are required. Otherwise, use the FRU and procedure callouts detailed with the SRC to determine service actions.

---

**B181EF3E****Explanation:**

An error occurred while attempting to determine if the service processor dump feature is enabled.

**Response:**

If this is a tracking event, no service actions are required. Otherwise, use the FRU and procedure callouts detailed with the SRC to determine service actions.

---

**B181EF3F****Explanation:**

An error occurred while attempting to determine if the service processor dump feature is enabled.

**Response:**

If this is a tracking event, no service actions are required. Otherwise, use the FRU and procedure callouts detailed with the SRC to determine service actions.

---

**B181EF42****Explanation:**

An error occurred while collecting a service processor dump.

**Response:**

If this is a tracking event, no service actions are required. Otherwise, use the FRU and procedure callouts detailed with the SRC to determine service actions.

---

**B181EF44****Explanation:**

An error occurred while collecting a service processor dump.

**Response:**

If this is a tracking event, no service actions are required. Otherwise, use the FRU and procedure callouts detailed with the SRC to determine service actions.

---

**B181EF45****Explanation:**

An error occurred while collecting a service processor dump.

**Response:**

If this is a tracking event, no service actions are required. Otherwise, use the FRU and procedure callouts detailed with the SRC to determine service actions.

---

**B181EF46****Explanation:**

Dump files were deleted before they were captured in the dump.

**Response:**

If this is a tracking event, no service actions are required. Otherwise, use the FRU and procedure callouts detailed with the SRC to determine service actions.

---

**B181EF47****Explanation:**

An error occurred while collecting a service processor dump.

**Response:**

If this is a tracking event, no service actions are required. Otherwise, use the FRU and procedure callouts detailed with the SRC to determine service actions.

---

**B181EF4A****Explanation:**

An error occurred while collecting a service processor dump.

**Response:**

If this is a tracking event, no service actions are required. Otherwise, use the FRU and procedure callouts detailed with the SRC to determine service actions.

---

**B181EF4B****Explanation:**

An error occurred while collecting a service processor dump.

**Response:**

If this is a tracking event, no service actions are required. Otherwise, use the FRU and procedure callouts detailed with the SRC to determine service actions.

---

**B181EF4C****Explanation:**

An error occurred while collecting a service processor dump.

**Response:**

If this is a tracking event, no service actions are required. Otherwise, use the FRU and procedure callouts detailed with the SRC to determine service actions.

---

**B181EF4D****Explanation:**

An error occurred while collecting a service processor dump.

**Response:**

If this is a tracking event, no service actions are required. Otherwise, use the FRU and procedure callouts detailed with the SRC to determine service actions.

---

**B181EF52****Explanation:**

An error occurred while collecting a service processor dump.

**Response:**

If this is a tracking event, no service actions are required. Otherwise, use the FRU and procedure callouts detailed with the SRC to determine service actions.

---

**B181EF53****Explanation:**

An error occurred.

**Response:**

If this is a tracking event, no service actions are required. Otherwise, use the FRU and procedure callouts detailed with the SRC to determine service actions.

---

**B181EF54****Explanation:**

The service processor dump failed because there was not enough room left to store it.

**Response:**

If this is a tracking event, no service actions are required. Otherwise, use the FRU and procedure callouts detailed with the SRC to determine service actions.

---

**B181EF56****Explanation:**

An error occurred while processing a dump file

**Response:**

If this is a tracking event, no service actions are required. Otherwise, use the FRU and procedure callouts detailed with the SRC to determine service actions.

---

**B181EF5A****Explanation:**

An error occurred while attempting to determine the name of a service processor dump.

**Response:**

If this is a tracking event, no service actions are required. Otherwise, use the FRU and procedure callouts detailed with the SRC to determine service actions.

---

**B181EF5B****Explanation:**

An error occurred while attempting to determine the size of a service processor dump.

**Response:**

If this is a tracking event, no service actions are required. Otherwise, use the FRU and procedure callouts detailed with the SRC to determine service actions.

---

**B181EF5C****Explanation:**

An error occurred while attempting to determine the system serial number.

**Response:**

If this is a tracking event, no service actions are required. Otherwise, use the FRU and procedure callouts detailed with the SRC to determine service actions.

---

**B181EF5D****Explanation:**

An error occurred while collecting a service processor dump.

**Response:**

If this is a tracking event, no service actions are required. Otherwise, use the FRU and procedure callouts detailed with the SRC to determine service actions.

---

**B181EF5E****Explanation:**

An error occurred while collecting a service processor dump.

**Response:**

If this is a tracking event, no service actions are required. Otherwise, use the FRU and procedure callouts detailed with the SRC to determine service actions.

---

**B181EF5F****Explanation:**

An error occurred while attempting to determine the service processor hostname.

**Response:**

If this is a tracking event, no service actions are required. Otherwise, use the FRU and procedure callouts detailed with the SRC to determine service actions.

---

**B181EF62****Explanation:**

A service processor dump operation did not complete

**Response:**

If this is a tracking event, no service actions are required. Otherwise, use the FRU and procedure callouts detailed with the SRC to determine service actions.

---

**B181EF65****Explanation:**

Encountered an out-of-storage condition while attempting to collect a service processor dump.

**Response:**

If this is a tracking event, no service actions are required. Otherwise, use the FRU and procedure callouts detailed with the SRC to determine service actions.

---

**B181EF66**

**Explanation:**

An error occurred while collecting a service processor dump.

**Response:**

If this is a tracking event, no service actions are required. Otherwise, use the FRU and procedure callouts detailed with the SRC to determine service actions.

---

**B181EF67****Explanation:**

An error occurred while collecting a service processor dump.

**Response:**

If this is a tracking event, no service actions are required. Otherwise, use the FRU and procedure callouts detailed with the SRC to determine service actions.

---

**B181EF69****Explanation:**

An error occurred while collecting a service processor dump.

**Response:**

If this is a tracking event, no service actions are required. Otherwise, use the FRU and procedure callouts detailed with the SRC to determine service actions.

---

**B181EF6A****Explanation:**

An error occurred while collecting a service processor dump.

**Response:**

If this is a tracking event, no service actions are required. Otherwise, use the FRU and procedure callouts detailed with the SRC to determine service actions.

---

**B181EF6B****Explanation:**

An error occurred while processing a dump.

**Response:**

If this is a tracking event, no service actions are required. Otherwise, use the FRU and procedure callouts detailed with the SRC to determine service actions.

---

**B181EF6C****Explanation:**

An error occurred while processing a dump.

**Response:**

If this is a tracking event, no service actions are required. Otherwise, use the FRU and procedure

callouts detailed with the SRC to determine service actions.

---

**B181EF6D****Explanation:**

An error occurred while collecting a service processor dump.

**Response:**

If this is a tracking event, no service actions are required. Otherwise, use the FRU and procedure callouts detailed with the SRC to determine service actions.

---

**B181EF6E****Explanation:**

An error occurred

**Response:**

If this is a tracking event, no service actions are required. Otherwise, use the FRU and procedure callouts detailed with the SRC to determine service actions.

---

**B181EF71****Explanation:**

An error occurred while attempting to determine if a service processor dump exists.

**Response:**

If this is a tracking event, no service actions are required. Otherwise, use the FRU and procedure callouts detailed with the SRC to determine service actions.

---

**B181EF73****Explanation:**

An error occurred while collecting a service processor dump.

**Response:**

If this is a tracking event, no service actions are required. Otherwise, use the FRU and procedure callouts detailed with the SRC to determine service actions.

---

**B181EF75****Explanation:**

An error occurred while collecting a service processor dump.

**Response:**

If this is a tracking event, no service actions are required. Otherwise, use the FRU and procedure callouts detailed with the SRC to determine service actions.

---

**B181EF79****Explanation:**

An error occurred while collecting a service processor dump.

**Response:**

If this is a tracking event, no service actions are required. Otherwise, use the FRU and procedure callouts detailed with the SRC to determine service actions.

---

**B181EF7A**

**Explanation:**

An error occurred while retrieving a dump

**Response:**

If this is a tracking event, no service actions are required. Otherwise, use the FRU and procedure callouts detailed with the SRC to determine service actions.

---

**B181EF7B**

**Explanation:**

A failure occurred when opening the dump device

**Response:**

If this is a tracking event, no service actions are required. Otherwise, use the FRU and procedure callouts detailed with the SRC to determine service actions.

---

**B181EF7C**

**Explanation:**

A dump was attempted when another dump was in progress.

**Response:**

If this is a tracking event, no service actions are required. Otherwise, use the FRU and procedure callouts detailed with the SRC to determine service actions.

---

**B181EF7D**

**Explanation:**

An error occurred

**Response:**

If this is a tracking event, no service actions are required. Otherwise, use the FRU and procedure callouts detailed with the SRC to determine service actions.

---

**B181EF7E**

**Explanation:**

An error occurred

**Response:**

If this is a tracking event, no service actions are required. Otherwise, use the FRU and procedure callouts detailed with the SRC to determine service actions.

---

**B181EF7F**

**Explanation:**

An error occurred

**Response:**

If this is a tracking event, no service actions are required. Otherwise, use the FRU and procedure callouts detailed with the SRC to determine service actions.

---

**B181EF83**

**Explanation:**

An error occurred while attempting to delete a service processor dump.

**Response:**

If this is a tracking event, no service actions are required. Otherwise, use the FRU and procedure callouts detailed with the SRC to determine service actions.

---

**B181EF84**

**Explanation:**

An error occurred while attempting to retrieve a service processor dump.

**Response:**

If this is a tracking event, no service actions are required. Otherwise, use the FRU and procedure callouts detailed with the SRC to determine service actions.

---

**B181EF86**

**Explanation:**

An error occurred while collecting a service processor dump.

**Response:**

If this is a tracking event, no service actions are required. Otherwise, use the FRU and procedure callouts detailed with the SRC to determine service actions.

---

**B181EF87**

**Explanation:**

An error occurred while collecting a service processor dump.

**Response:**

If this is a tracking event, no service actions are required. Otherwise, use the FRU and procedure callouts detailed with the SRC to determine service actions.

---

**B181EF88**

**Explanation:**

A service processor (or system controller) plug-in dump was taken.

**Response:**

If this is a tracking event, no service actions are required. Otherwise, use the FRU and procedure



callouts detailed with the SRC to determine service actions.

---

**B181EF8B****Explanation:**

An error occurred while collecting a service processor dump.

**Response:**

If this is a tracking event, no service actions are required. Otherwise, use the FRU and procedure callouts detailed with the SRC to determine service actions.

---

**B181EF8D****Explanation:**

An error occurred.

**Response:**

If this is a tracking event, no service actions are required. Otherwise, use the FRU and procedure callouts detailed with the SRC to determine service actions.

---

**B181EF8E****Explanation:**

An error occurred while collecting a service processor dump.

**Response:**

If this is a tracking event, no service actions are required. Otherwise, use the FRU and procedure callouts detailed with the SRC to determine service actions.

---

**B181EF8F****Explanation:**

An error occurred

**Response:**

If this is a tracking event, no service actions are required. Otherwise, use the FRU and procedure callouts detailed with the SRC to determine service actions.

---

**B181EF90****Explanation:**

An error occurred while attempting to delete a service processor dump.

**Response:**

If this is a tracking event, no service actions are required. Otherwise, use the FRU and procedure callouts detailed with the SRC to determine service actions.

---

**B181EF91****Explanation:**

A service processor (or system controller) dump was invalidated.

**Response:**

If this is a tracking event, no service actions are required. Otherwise, use the FRU and procedure callouts detailed with the SRC to determine service actions.

---

**B181EF99****Explanation:**

An error occurred

**Response:**

If this is a tracking event, no service actions are required. Otherwise, use the FRU and procedure callouts detailed with the SRC to determine service actions.

---

**B181EF9A****Explanation:**

The dump storage device was full.

**Response:**

If this is a tracking event, no service actions are required. Otherwise, use the FRU and procedure callouts detailed with the SRC to determine service actions.

---

**B181EF9B****Explanation:**

An error occurred while collecting a service processor dump.

**Response:**

If this is a tracking event, no service actions are required. Otherwise, use the FRU and procedure callouts detailed with the SRC to determine service actions.

---

**B181EF9E****Explanation:**

An invalid ID was found.

**Response:**

If this is a tracking event, no service actions are required. Otherwise, use the FRU and procedure callouts detailed with the SRC to determine service actions.

---

**B181EFA0****Explanation:**

Generating a Service Processor Dump failed. 8 Dumps were found residing on Service Processor. This means either the Management Console or the Operating System has not consumed these Dumps.

**Response:**

The FRU callouts are calculated at the time of the failure. See the error log for the actual replacement strategy.

---

**B181F002**

**Explanation:**

The system is not running on the primary service processor.

**Response:**

If this is a tracking event, no service actions are required. Otherwise, use the FRU and procedure callouts detailed with the SRC to determine service actions.

---

**B181F003****Explanation:**

The PLID of the latest request did not match the PLID of the current request: unable to delete the file.

**Response:**

If this is a tracking event, no service actions are required. Otherwise, use the FRU and procedure callouts detailed with the SRC to determine service actions.

---

**B181F004****Explanation:**

A hardware unit dump request was received.

**Response:**

If this is a tracking event, no service actions are required. Otherwise, use the FRU and procedure callouts detailed with the SRC to determine service actions.

---

**B181F005****Explanation:**

A system dump collection request was received.

**Response:**

If this is a tracking event, no service actions are required. Otherwise, use the FRU and procedure callouts detailed with the SRC to determine service actions.

---

**B181F007****Explanation:**

Dump is disabled.

**Response:**

If this is a tracking event, no service actions are required. Otherwise, use the FRU and procedure callouts detailed with the SRC to determine service actions.

---

**B181F008****Explanation:**

The file does not exist.

**Response:**

If this is a tracking event, no service actions are required. Otherwise, use the FRU and procedure callouts detailed with the SRC to determine service actions.

---

**B181F009****Explanation:**

The MDRT source and destination tables are incorrect.

**Response:**

If this is a tracking event, no service actions are required. Otherwise, use the FRU and procedure callouts detailed with the SRC to determine service actions.

---

**B181F00A****Explanation:**

A new dump object could not be created because one already exists.

**Response:**

If this is a tracking event, no service actions are required. Otherwise, use the FRU and procedure callouts detailed with the SRC to determine service actions.

---

**B181F00B****Explanation:**

Deletion of the request block failed.

**Response:**

If this is a tracking event, no service actions are required. Otherwise, use the FRU and procedure callouts detailed with the SRC to determine service actions.

---

**B181F00C****Explanation:**

There is no file in which to store the request block.

**Response:**

If this is a tracking event, no service actions are required. Otherwise, use the FRU and procedure callouts detailed with the SRC to determine service actions.

---

**B181F00D****Explanation:**

A post dump reboot is being requested with bad chips in the system.

**Response:**

If this is a tracking event, no service actions are required. Otherwise, use the FRU and procedure callouts detailed with the SRC to determine service actions.

---

**B181F00E****Explanation:**

The system is not running on the primary service processor.

**Response:**

If this is a tracking event, no service actions are required. Otherwise, use the FRU and procedure

callouts detailed with the SRC to determine service actions.

---

**B181F00F****Explanation:**

A dump buffer access error occurred.

**Response:**

If this is a tracking event, no service actions are required. Otherwise, use the FRU and procedure callouts detailed with the SRC to determine service actions.

---

**B181F010****Explanation:**

There is no location in which to store the dump.

**Response:**

If this is a tracking event, no service actions are required. Otherwise, use the FRU and procedure callouts detailed with the SRC to determine service actions.

---

**B181F011****Explanation:**

The dump is not complete and cannot be extracted.

**Response:**

If this is a tracking event, no service actions are required. Otherwise, use the FRU and procedure callouts detailed with the SRC to determine service actions.

---

**B181F012****Explanation:**

Failed to create a memory the DumpToExtract memory object.

**Response:**

If this is a tracking event, no service actions are required. Otherwise, use the FRU and procedure callouts detailed with the SRC to determine service actions.

---

**B181F013****Explanation:**

allocation failure

**Response:**

The FRU callouts are calculated at the time of the failure. See the error log for the actual replacement strategy.

---

**B181F014****Explanation:**

A dump collection is already in progress.

**Response:**

If this is a tracking event, no service actions are required. Otherwise, use the FRU and procedure

callouts detailed with the SRC to determine service actions.

---

**B181F015****Explanation:**

System is terminating as part of Platform dump collection process.

**Response:**

If this is a tracking event, no service actions are required. Otherwise, use the FRU and procedure callouts detailed with the SRC to determine service actions.

---

**B181F016****Explanation:**

The system manager will not allow the dump transition.

**Response:**

If this is a tracking event, no service actions are required. Otherwise, use the FRU and procedure callouts detailed with the SRC to determine service actions.

---

**B181F018****Explanation:**

The dump request is rejected because a system dump is already present.

**Response:**

If this is a tracking event, no service actions are required. Otherwise, use the FRU and procedure callouts detailed with the SRC to determine service actions.

---

**B181F019****Explanation:**

Dump was disabled by a manufacturing flag.

**Response:**

If this is a tracking event, no service actions are required. Otherwise, use the FRU and procedure callouts detailed with the SRC to determine service actions.

---

**B181F01A****Explanation:**

DMA operations are not allowed.

**Response:**

If this is a tracking event, no service actions are required. Otherwise, use the FRU and procedure callouts detailed with the SRC to determine service actions.

---

**B181F01B****Explanation:**

DMA operations are now allowed: will CTRM the system.

**Response:**

If this is a tracking event, no service actions are required. Otherwise, use the FRU and procedure callouts detailed with the SRC to determine service actions.

---

**B181F01C****Explanation:**

A request to invalidate the dump was received.

**Response:**

If this is a tracking event, no service actions are required. Otherwise, use the FRU and procedure callouts detailed with the SRC to determine service actions.

---

**B181F01D****Explanation:**

An invalid update dump request was received.

**Response:**

If this is a tracking event, no service actions are required. Otherwise, use the FRU and procedure callouts detailed with the SRC to determine service actions.

---

**B181F01E****Explanation:**

An error was returned from the statfs call.

**Response:**

If this is a tracking event, no service actions are required. Otherwise, use the FRU and procedure callouts detailed with the SRC to determine service actions.

---

**B181F01F****Explanation:**

The dump component has received a dump extraction request.

**Response:**

If this is a tracking event, no service actions are required. Otherwise, use the FRU and procedure callouts detailed with the SRC to determine service actions.

---

**B181F020****Explanation:**

Collection of a dump has been interrupted, usually by a reset reload or service processor failover during the dump.

**Response:**

If this is a tracking event, no service actions are required. Otherwise, use the FRU and procedure callouts detailed with the SRC to determine service actions.

---

**B181F021****Explanation:**

The HMC has been notified that a hardware dump was just collected.

**Response:**

If this is a tracking event, no service actions are required. Otherwise, use the FRU and procedure callouts detailed with the SRC to determine service actions.

---

**B181F022****Explanation:**

Critical storage levels were exceeded, invalidating or deleting hardware unit dump collection.

**Response:**

If this is a tracking event, no service actions are required. Otherwise, use the FRU and procedure callouts detailed with the SRC to determine service actions.

---

**B181F023****Explanation:**

HOM detected a memory configuration change during a main store IPL and the dump has been marked complete without main storage.

**Response:**

If this is a tracking event, no service actions are required. Otherwise, use the FRU and procedure callouts detailed with the SRC to determine service actions.

---

**B181F024****Explanation:**

The hardware unit dump collection was told to abort.

**Response:**

If this is a tracking event, no service actions are required. Otherwise, use the FRU and procedure callouts detailed with the SRC to determine service actions.

---

**B181F025****Explanation:**

The service processor tried to abort the hardware unit dump, but it didn't stop in time.

**Response:**

If this is a tracking event, no service actions are required. Otherwise, use the FRU and procedure callouts detailed with the SRC to determine service actions.

---

**B181F026****Explanation:**

A checkstop IPL was requested.

**Response:**

If this is a tracking event, no service actions are required. Otherwise, use the FRU and procedure

callouts detailed with the SRC to determine service actions.

---

**B181F027****Explanation:**

No mapping was found for the unit ID types.

**Response:**

If this is a tracking event, no service actions are required. Otherwise, use the FRU and procedure callouts detailed with the SRC to determine service actions.

---

**B181F028****Explanation:**

The code update component, or the concurrent maintenance component, has the lock.

**Response:**

If this is a tracking event, no service actions are required. Otherwise, use the FRU and procedure callouts detailed with the SRC to determine service actions.

---

**B181F029****Explanation:**

The system has IPL'd through 'dumpsystem dumpCEC' and will terminate for debug or user dump.

**Response:**

The FRU callouts are calculated at the time of the failure. See the error log for the actual replacement strategy.

---

**B181F02D****Explanation:**

The dump request was rejected because a dump was already in progress.

**Response:**

If this is a tracking event, no service actions are required. Otherwise, use the FRU and procedure callouts detailed with the SRC to determine service actions.

---

**B181F02E****Explanation:**

lostsystempower

**Response:**

The FRU callouts are calculated at the time of the failure. See the error log for the actual replacement strategy.

---

**B181F030****Explanation:**

Performance dump could not be collected because the type is not supported

**Response:**

The FRU callouts are calculated at the time of the failure. See the error log for the actual replacement strategy.

---

**B181F031****Explanation:**

Firmware encountered an error while trying to start PORE engine for collecting Performance dump.

**Response:**

The FRU callouts are calculated at the time of the failure. See the error log for the actual replacement strategy.

---

**B181F032****Explanation:**

Firmware encountered an internal error while trying to collect core checkstop dump.

**Response:**

The FRU callouts are calculated at the time of the failure. See the error log for the actual replacement strategy.

---

**B181F033****Explanation:**

Platform Dump Memory Resource table length is 0

**Response:**

The FRU callouts are calculated at the time of the failure. See the error log for the actual replacement strategy.

---

**B181F034****Explanation:**

Failed to generate a dump

**Response:**

The FRU callouts are calculated at the time of the failure. See the error log for the actual replacement strategy.

---

**B181F035****Explanation:**

Platform Dump files got corrupted or deleted while Dump collection is still in process

**Response:**

The FRU callouts are calculated at the time of the failure. See the error log for the actual replacement strategy.

---

**B181F0E0****Explanation:**

There was a failure when determining the number of processors.

**Response:**

If this is a tracking event, no service actions are required. Otherwise, use the FRU and procedure

callouts detailed with the SRC to determine service actions.

---

**B181F0E1****Explanation:**

There was a failure when determining the number of processors.

**Response:**

If this is a tracking event, no service actions are required. Otherwise, use the FRU and procedure callouts detailed with the SRC to determine service actions.

---

**B181F0E2****Explanation:**

There was a failure of the DADA "get array data" command.

**Response:**

If this is a tracking event, no service actions are required. Otherwise, use the FRU and procedure callouts detailed with the SRC to determine service actions.

---

**B181F0E3****Explanation:**

Cannot determine whether the hypervisor is active or not.

**Response:**

If this is a tracking event, no service actions are required. Otherwise, use the FRU and procedure callouts detailed with the SRC to determine service actions.

---

**B181F0E4****Explanation:**

eCommand Failure

**Response:**

If this is a tracking event, no service actions are required. Otherwise, use the FRU and procedure callouts detailed with the SRC to determine service actions.

---

**B181F0E5****Explanation:**

The creation of an object failed.

**Response:**

If this is a tracking event, no service actions are required. Otherwise, use the FRU and procedure callouts detailed with the SRC to determine service actions.

---

**B181F0E6****Explanation:**

An invalid command was received.

**Response:**

If this is a tracking event, no service actions are required. Otherwise, use the FRU and procedure callouts detailed with the SRC to determine service actions.

---

**B181F0E7****Explanation:**

An invalid hardware object manager unit ID was found.

**Response:**

If this is a tracking event, no service actions are required. Otherwise, use the FRU and procedure callouts detailed with the SRC to determine service actions.

---

**B181F0E8****Explanation:**

A failure occurred during processor cleanup.

**Response:**

If this is a tracking event, no service actions are required. Otherwise, use the FRU and procedure callouts detailed with the SRC to determine service actions.

---

**B181F0E9****Explanation:**

The mailbox message to the hypervisor failed: the notification of invalidation was sent.

**Response:**

If this is a tracking event, no service actions are required. Otherwise, use the FRU and procedure callouts detailed with the SRC to determine service actions.

---

**B181F0EA****Explanation:**

The internal value that tracks whether or not the hypervisor in active is in the wrong state.

**Response:**

If this is a tracking event, no service actions are required. Otherwise, use the FRU and procedure callouts detailed with the SRC to determine service actions.

---

**B181F0EC****Explanation:**

There was an error when retrieving the facility list from rules with the provided content.

**Response:**

If this is a tracking event, no service actions are required. Otherwise, use the FRU and procedure callouts detailed with the SRC to determine service actions.

---

**B181F0ED****Explanation:**

SMGR request (smgrIplTypeRequest) failed.

**Response:**

If this is a tracking event, no service actions are required. Otherwise, use the FRU and procedure callouts detailed with the SRC to determine service actions.

---

**B181F0EE**

**Explanation:**

SrciSrc object construction failure.

**Response:**

If this is a tracking event, no service actions are required. Otherwise, use the FRU and procedure callouts detailed with the SRC to determine service actions.

---

**B181F0F0**

**Explanation:**

There was an error reading the system dump id from the registry.

**Response:**

If this is a tracking event, no service actions are required. Otherwise, use the FRU and procedure callouts detailed with the SRC to determine service actions.

---

**B181F0F1**

**Explanation:**

An error was returned from rtim\_GetTimeOfDay.

**Response:**

If this is a tracking event, no service actions are required. Otherwise, use the FRU and procedure callouts detailed with the SRC to determine service actions.

---

**B181F0F2**

**Explanation:**

RMGRGetFspRole failed: cannot determine the service processor's role.

**Response:**

If this is a tracking event, no service actions are required. Otherwise, use the FRU and procedure callouts detailed with the SRC to determine service actions.

---

**B181F0F3**

**Explanation:**

There was a failure when notifying the HMC that a hardware unit dump is ready.

**Response:**

If this is a tracking event, no service actions are required. Otherwise, use the FRU and procedure callouts detailed with the SRC to determine service actions.

---

**B181F0F4**

**Explanation:**

An error occurred when verifying that panel function 42 is enabled.

**Response:**

If this is a tracking event, no service actions are required. Otherwise, use the FRU and procedure callouts detailed with the SRC to determine service actions.

---

**B181F0F5**

**Explanation:**

Stopping the clock failed on the core.

**Response:**

If this is a tracking event, no service actions are required. Otherwise, use the FRU and procedure callouts detailed with the SRC to determine service actions.

---

**B181F0F6**

**Explanation:**

A failure was returned from hysrRunServiceRoutine.

**Response:**

If this is a tracking event, no service actions are required. Otherwise, use the FRU and procedure callouts detailed with the SRC to determine service actions.

---

**B181F0F7**

**Explanation:**

Failure when trying to get the concurrent maintenance operation lock.

**Response:**

If this is a tracking event, no service actions are required. Otherwise, use the FRU and procedure callouts detailed with the SRC to determine service actions.

---

**B181F0F8**

**Explanation:**

An error occurred when calling a function.

**Response:**

If this is a tracking event, no service actions are required. Otherwise, use the FRU and procedure callouts detailed with the SRC to determine service actions.

---

**B181F0F9**

**Explanation:**

Firmware encountered an error while determining the current IPL state.

**Response:**

The FRU callouts are calculated at the time of the failure. See the error log for the actual replacement strategy.

---

**B181F0FA****Explanation:**

Error returned from noopSpecialWakeup(), see user data 2 for return code

**Response:**

The FRU callouts are calculated at the time of the failure. See the error log for the actual replacement strategy.

---

**B181F0FB****Explanation:**

read svpd/IMKeyword failure

**Response:**

The FRU callouts are calculated at the time of the failure. See the error log for the actual replacement strategy.

---

**B181F100****Explanation:**

Firmware error while managing FRU Service Interface interrupt settings.

**Response:**

The FRU callouts are calculated at the time of the failure. See the error log for the actual replacement strategy.

---

**B181F101****Explanation:**

The call to adal\_fsi\_open failed.

**Response:**

If this is a tracking event, no service actions are required. Otherwise, use the FRU and procedure callouts detailed with the SRC to determine service actions.

---

**B181F102****Explanation:**

The call to adal\_fsi\_wait failed.

**Response:**

If this is a tracking event, no service actions are required. Otherwise, use the FRU and procedure callouts detailed with the SRC to determine service actions.

---

**B181F103****Explanation:**

The call to adal\_fsi\_config to determine the number of CFAMS failed.

**Response:**

If this is a tracking event, no service actions are required. Otherwise, use the FRU and procedure

callouts detailed with the SRC to determine service actions.

---

**B181F104****Explanation:**

The call to adal\_fsi\_config failed.

**Response:**

If this is a tracking event, no service actions are required. Otherwise, use the FRU and procedure callouts detailed with the SRC to determine service actions.

---

**B181F105****Explanation:**

A local bus is not owned.

**Response:**

If this is a tracking event, no service actions are required. Otherwise, use the FRU and procedure callouts detailed with the SRC to determine service actions.

---

**B181F106****Explanation:**

The call to watchdog\_scan\_dram failed.

**Response:**

If this is a tracking event, no service actions are required. Otherwise, use the FRU and procedure callouts detailed with the SRC to determine service actions.

---

**B181F107****Explanation:**

The threshold of new DRAM errors was reached.

**Response:**

If this is a tracking event, no service actions are required. Otherwise, use the FRU and procedure callouts detailed with the SRC to determine service actions.

---

**B181F108****Explanation:**

The call to watchdog\_scan\_nvram failed.

**Response:**

If this is a tracking event, no service actions are required. Otherwise, use the FRU and procedure callouts detailed with the SRC to determine service actions.

---

**B181F109****Explanation:**

The threshold of new NVRAM errors was reached.

**Response:**

If this is a tracking event, no service actions are required. Otherwise, use the FRU and procedure



callouts detailed with the SRC to determine service actions.

---

**B181F10A****Explanation:**

An NVRAM address has appeared multiple times.

**Response:**

If this is a tracking event, no service actions are required. Otherwise, use the FRU and procedure callouts detailed with the SRC to determine service actions.

---

**B181F10B****Explanation:**

The call to watchdog\_fork failed.

**Response:**

If this is a tracking event, no service actions are required. Otherwise, use the FRU and procedure callouts detailed with the SRC to determine service actions.

---

**B181F10C****Explanation:**

The call to watchdog\_file failed.

**Response:**

If this is a tracking event, no service actions are required. Otherwise, use the FRU and procedure callouts detailed with the SRC to determine service actions.

---

**B181F10D****Explanation:**

The threshold of bad blocks in the NVRAM's flash memory was exceeded.

**Response:**

If this is a tracking event, no service actions are required. Otherwise, use the FRU and procedure callouts detailed with the SRC to determine service actions.

---

**B181F10E****Explanation:**

The call to watchdog\_open failed.

**Response:**

If this is a tracking event, no service actions are required. Otherwise, use the FRU and procedure callouts detailed with the SRC to determine service actions.

---

**B181F10F****Explanation:**

The call to watchdog\_ping failed.

**Response:**

If this is a tracking event, no service actions are required. Otherwise, use the FRU and procedure

callouts detailed with the SRC to determine service actions.

---

**B181F111****Explanation:**

A signal was received.

**Response:**

If this is a tracking event, no service actions are required. Otherwise, use the FRU and procedure callouts detailed with the SRC to determine service actions.

---

**B181F112****Explanation:**

Call to statfs() failed.

**Response:**

If this is a tracking event, no service actions are required. Otherwise, use the FRU and procedure callouts detailed with the SRC to determine service actions.

---

**B181F113****Explanation:**

PCS usage has reached 90%.

**Response:**

If this is a tracking event, no service actions are required. Otherwise, use the FRU and procedure callouts detailed with the SRC to determine service actions.

---

**B181F114****Explanation:**

PCS usage has reached 80%.

**Response:**

If this is a tracking event, no service actions are required. Otherwise, use the FRU and procedure callouts detailed with the SRC to determine service actions.

---

**B181F115****Explanation:**

A function call failed.

**Response:**

If this is a tracking event, no service actions are required. Otherwise, use the FRU and procedure callouts detailed with the SRC to determine service actions.

---

**B181F116****Explanation:**

FSI IRQ loop event occurred: one or more of this type event was not detectable.

**Response:**

If this is a tracking event, no service actions are required. Otherwise, use the FRU and procedure

callouts detailed with the SRC to determine service actions.

---

**B181F117****Explanation:**

Firmware encountered an error while diagnosing the hardware connected to FRU Support Interface.

**Response:**

The FRU callouts are calculated at the time of the failure. See the error log for the actual replacement strategy.

---

**B181F118****Explanation:**

Firmware encountered an error while diagnosing the hardware connected to FRU Support Interface.

**Response:**

The FRU callouts are calculated at the time of the failure. See the error log for the actual replacement strategy.

---

**B181F119****Explanation:**

The user specified a link, or CFAM, but not both.

**Response:**

If this is a tracking event, no service actions are required. Otherwise, use the FRU and procedure callouts detailed with the SRC to determine service actions.

---

**B181F11A****Explanation:**

A function call failed.

**Response:**

If this is a tracking event, no service actions are required. Otherwise, use the FRU and procedure callouts detailed with the SRC to determine service actions.

---

**B181F11B****Explanation:**

A call to a function failed.

**Response:**

If this is a tracking event, no service actions are required. Otherwise, use the FRU and procedure callouts detailed with the SRC to determine service actions.

---

**B181F121****Explanation:**

A clean function failed.

**Response:**

If this is a tracking event, no service actions are required. Otherwise, use the FRU and procedure

callouts detailed with the SRC to determine service actions.

---

**B181F122****Explanation:**

An error was returned when attempting to initialize the library load mutex.

**Response:**

If this is a tracking event, no service actions are required. Otherwise, use the FRU and procedure callouts detailed with the SRC to determine service actions.

---

**B181F123****Explanation:**

An error was returned when attempting to lock the library load mutex.

**Response:**

If this is a tracking event, no service actions are required. Otherwise, use the FRU and procedure callouts detailed with the SRC to determine service actions.

---

**B181F124****Explanation:**

An error was returned when attempting to unlock the library load mutex.

**Response:**

If this is a tracking event, no service actions are required. Otherwise, use the FRU and procedure callouts detailed with the SRC to determine service actions.

---

**B181F126****Explanation:**

An internal error occurred when checking the health of the flash memory on the service processor. This may or may not indicate a degradation of the flash memory performance. Check the details of the error log entry.

**Response:**

If this is a tracking event, no service actions are required. Otherwise, use the FRU and procedure callouts detailed with the SRC to determine service actions.

---

**B181F127****Explanation:**

The number of one-bit flips exceeded the threshold. The service processor hardware will have to be replaced.

**Response:**

If this is a tracking event, no service actions are required. Otherwise, use the FRU and procedure callouts detailed with the SRC to determine service actions.

---

**B181F128****Explanation:**

The number of uncorrectable bit flips exceeded the threshold. The service processor hardware will have to be replaced.

**Response:**

If this is a tracking event, no service actions are required. Otherwise, use the FRU and procedure callouts detailed with the SRC to determine service actions.

---

**B181F129****Explanation:**

The service processor kernel is reporting that the system is running out of space in the flash memory.

**Response:**

If this is a tracking event, no service actions are required. Otherwise, use the FRU and procedure callouts detailed with the SRC to determine service actions.

---

**B181F12A****Explanation:**

The service processor kernel is reporting that there is not enough free space in flash memory to boot the system.

**Response:**

If this is a tracking event, no service actions are required. Otherwise, use the FRU and procedure callouts detailed with the SRC to determine service actions.

---

**B181F12B****Explanation:**

A local bus loss event occurred, but an error was returned when attempting to determine which bus was lost.

**Response:**

If this is a tracking event, no service actions are required. Otherwise, use the FRU and procedure callouts detailed with the SRC to determine service actions.

---

**B181F12C****Explanation:**

Service Processor is operating slowly.

**Response:**

The FRU callouts are calculated at the time of the failure. See the error log for the actual replacement strategy.

---

**B181F136****Explanation:**

Firmware detected that Power Hypervisor has reset the Service Processor atleast 6 times in the last 48 hours. Collect appropriate Hypervisor and Service processor data.

**Response:**

The FRU callouts are calculated at the time of the failure. See the error log for the actual replacement strategy.

---

**B181F137****Explanation:**

The secondary service processor performed a hardware operation instead of the primary service processor. The service processor will be reset and in some cases fail over to the redundant service processor might occur.

**Response:**

Collect the service processor dump if available and contact your next level of support.

---

**B181F138****Explanation:**

Firmware detected either a FRU deconfiguration record, an improper cabling or backup service processor not in same state as primary. This is a reminder for servicing faulty hardware pending service present in the system. Hex word 6 value represent number of system gard records if any Hex word 7 value represent number of mis-cabling errors if any Hex word 8 value represent number of errologs having deconfig bit set Hex word 9 value represent flag for backup termination or standby

**Response:**

The FRU callouts are calculated at the time of the failure. See the error log for the actual replacement strategy.

---

**B181F139****Explanation:**

An incorrect firmware code has been loaded on the Service Processor. Service Processor will halt and wont boot any further.

**Response:**

The FRU callouts are calculated at the time of the failure. See the error log for the actual replacement strategy.

---

**B181F13A****Explanation:**

Firmware encountered an error while diagnosing the hardware connected to FRU Support Interface. This may sometimes result in failover to Redundant Service Processor.

**Response:**

The FRU callouts are calculated at the time of the failure. See the error log for the actual replacement strategy.

---

**B181F140****Explanation:**

Firmware internal error detected.

**Response:**

The FRU callouts are calculated at the time of the failure. See the error log for the actual replacement strategy.

---

**B181F142****Explanation:**

Firmware encountered an error while diagnosing the hardware connected to FRU Support Interface.

**Response:**

The FRU callouts are calculated at the time of the failure. See the error log for the actual replacement strategy.

---

**B181F144****Explanation:**

Firmware internal error detected. The next reminder for the faulty Hardware pending service action will be made after 1 month.

**Response:**

The FRU callouts are calculated at the time of the failure. See the error log for the actual replacement strategy.

---

**B181F145****Explanation:**

Firmware error while managing FRU Service Interface interrupt settings.

**Response:**

The FRU callouts are calculated at the time of the failure. See the error log for the actual replacement strategy.

---

**B181F146****Explanation:**

Firmware internal error detected.

**Response:**

The FRU callouts are calculated at the time of the failure. See the error log for the actual replacement strategy.

---

**B181F147****Explanation:**

Service Processor Flash is wearing out quickly.

**Response:**

The FRU callouts are calculated at the time of the failure. See the error log for the actual replacement strategy.

---

**B181F148****Explanation:**

Service Processor flash is wearing out quickly. It is recommended that the Service Processor be replaced sooner to avoid loss of data.

**Response:**

The FRU callouts are calculated at the time of the failure. See the error log for the actual replacement strategy.

---

**B181F201****Explanation:**

A PSI error has been detected.

**Response:**

If this is a tracking event, no service actions are required. Otherwise, use the FRU and procedure callouts detailed with the SRC to determine service actions.

---

**B181F202****Explanation:**

Invalid HOM node information was received.

**Response:**

If this is a tracking event, no service actions are required. Otherwise, use the FRU and procedure callouts detailed with the SRC to determine service actions.

---

**B181F203****Explanation:**

A function call failed.

**Response:**

If this is a tracking event, no service actions are required. Otherwise, use the FRU and procedure callouts detailed with the SRC to determine service actions.

---

**B181F204****Explanation:**

An invalid PSI device was received.

**Response:**

If this is a tracking event, no service actions are required. Otherwise, use the FRU and procedure callouts detailed with the SRC to determine service actions.

---

**B181F205****Explanation:**

GXHBC was not found.

**Response:**

If this is a tracking event, no service actions are required. Otherwise, use the FRU and procedure callouts detailed with the SRC to determine service actions.

---

**B181F206****Explanation:**

A function call failed.

**Response:**

If this is a tracking event, no service actions are required. Otherwise, use the FRU and procedure callouts detailed with the SRC to determine service actions.

---

**B181F207****Explanation:**

The function call to get the DMA paths did not return a value corresponding to the current resource ID.

**Response:**

If this is a tracking event, no service actions are required. Otherwise, use the FRU and procedure callouts detailed with the SRC to determine service actions.

---

**B181F208****Explanation:**

The function call to get the DMA paths did not return any primary DMA paths.

**Response:**

If this is a tracking event, no service actions are required. Otherwise, use the FRU and procedure callouts detailed with the SRC to determine service actions.

---

**B181F209****Explanation:**

The function call to get the maximum number of resource IDs returned zero.

**Response:**

If this is a tracking event, no service actions are required. Otherwise, use the FRU and procedure callouts detailed with the SRC to determine service actions.

---

**B181F20A****Explanation:**

The function call to get the resource IDs returned zero.

**Response:**

If this is a tracking event, no service actions are required. Otherwise, use the FRU and procedure callouts detailed with the SRC to determine service actions.

---

**B181F20B****Explanation:**

No resource ID matches the resource ID of the current service processor.

**Response:**

If this is a tracking event, no service actions are required. Otherwise, use the FRU and procedure callouts detailed with the SRC to determine service actions.

---

**B181F20C****Explanation:**

A function call failed.

**Response:**

If this is a tracking event, no service actions are required. Otherwise, use the FRU and procedure callouts detailed with the SRC to determine service actions.

---

**B181F20D****Explanation:**

A function call failed.

**Response:**

If this is a tracking event, no service actions are required. Otherwise, use the FRU and procedure callouts detailed with the SRC to determine service actions.

---

**B181F20E****Explanation:**

A PSI error has been detected.

**Response:**

If this is a tracking event, no service actions are required. Otherwise, use the FRU and procedure callouts detailed with the SRC to determine service actions.

---

**B181F20F****Explanation:**

Unable to read from the bulk power controller (BPC).

**Response:**

If this is a tracking event, no service actions are required. Otherwise, use the FRU and procedure callouts detailed with the SRC to determine service actions.

---

**B181F219****Explanation:**

Firmware encountered internal error while querying system model database

**Response:**

The FRU callouts are calculated at the time of the failure. See the error log for the actual replacement strategy.

---

**B181F7AA****Explanation:**

No functional processor clock was found.

**Response:**

If this is a tracking event, no service actions are required. Otherwise, use the FRU and procedure callouts detailed with the SRC to determine service actions.

---

**B181FB53****Explanation:**

Wire test found a failure in a path between a memory controller and a DIMM.

**Response:**

If this is a tracking event, no service actions are required. Otherwise, use the FRU and procedure callouts detailed with the SRC to determine service actions.

---

**B182104C****Explanation:**

Communication paths on the service processor side are not enabled to do DMA operations.

**Response:**

If this is a tracking event, no service actions are required. Otherwise, use the FRU and procedure callouts detailed with the SRC to determine service actions.

---

**B182104D****Explanation:**

The CEC side is not configured properly.

**Response:**

If this is a tracking event, no service actions are required. Otherwise, use the FRU and procedure callouts detailed with the SRC to determine service actions.

---

**B1828438****Explanation:**

Failure to validate the password.

**Response:**

If this is a tracking event, no service actions are required. Otherwise, use the FRU and procedure callouts detailed with the SRC to determine service actions.

---

**B182880C****Explanation:**

Detected a unexpected command after a service routine run.

**Response:**

If this is a tracking event, no service actions are required. Otherwise, use the FRU and procedure callouts detailed with the SRC to determine service actions.

---

**B1829018****Explanation:**

SPIRA does not have sufficient space for the main store dump results table entries.

**Response:**

If this is a tracking event, no service actions are required. Otherwise, use the FRU and procedure callouts detailed with the SRC to determine service actions.

---

**B182901A****Explanation:**

The hypervisor did not allocate enough storage for the data structures being

**Response:**

If this is a tracking event, no service actions are required. Otherwise, use the FRU and procedure callouts detailed with the SRC to determine service actions.

---

**B182901D****Explanation:**

An internal service processor error occurred. Check for system firmware updates and apply if available before replacing the service processor.

**Response:**

If this is a tracking event, no service actions are required. Otherwise, use the FRU and procedure callouts detailed with the SRC to determine service actions.

---

**B182901E****Explanation:**

The service processor timed out while waiting for the hypervisor to start.

**Response:**

If this is a tracking event, no service actions are required. Otherwise, use the FRU and procedure callouts detailed with the SRC to determine service actions.

---

**B1829020****Explanation:**

The service processor either retrieved invalid data from CEC memory, or found that a mainstore dump is invalid.

**Response:**

If this is a tracking event, no service actions are required. Otherwise, use the FRU and procedure callouts detailed with the SRC to determine service actions.

---

**B1829026****Explanation:**

An internal service processor error occurred. Check for system firmware updates and apply if available before replacing the service processor.

**Response:**

If this is a tracking event, no service actions are required. Otherwise, use the FRU and procedure callouts detailed with the SRC to determine service actions.

---

**B182902A****Explanation:**

The data read from main storage is not the same as what was written to main storage.

**Response:**

If this is a tracking event, no service actions are required. Otherwise, use the FRU and procedure callouts detailed with the SRC to determine service actions.

---

**B1829073****Explanation:**

The Hypervisor has not allocated enough storage for the internal configuration.

**Response:**

The FRU callouts are calculated at the time of the failure. See the error log for the actual replacement strategy.

---

**B1829503****Explanation:**

The service processor attempted to send a message to the hypervisor when the hypervisor message queue was already full

**Response:**

If this is a tracking event, no service actions are required. Otherwise, use the FRU and procedure callouts detailed with the SRC to determine service actions.

---

**B1829504****Explanation:**

Nobody was waiting on the message that was just received from the hypervisor.

**Response:**

If this is a tracking event, no service actions are required. Otherwise, use the FRU and procedure callouts detailed with the SRC to determine service actions.

---

**B1829507****Explanation:**

The service processor was unable to make an entry in its error log that the hypervisor requested.

**Response:**

If this is a tracking event, no service actions are required. Otherwise, use the FRU and procedure callouts detailed with the SRC to determine service actions.

---

**B1829508****Explanation:**

The hypervisor did not provide a valid address to the service processor

**Response:**

If this is a tracking event, no service actions are required. Otherwise, use the FRU and procedure callouts detailed with the SRC to determine service actions.

---

**B1829509****Explanation:**

The wrong number of bytes was written on the mailbox interface.

**Response:**

If this is a tracking event, no service actions are required. Otherwise, use the FRU and procedure callouts detailed with the SRC to determine service actions.

---

**B182950C****Explanation:**

There was an invalid value in a message from the hypervisor to the service processor

**Response:**

If this is a tracking event, no service actions are required. Otherwise, use the FRU and procedure callouts detailed with the SRC to determine service actions.

---

**B182950D****Explanation:**

The hypervisor did not provide enough data to complete the function

**Response:**

If this is a tracking event, no service actions are required. Otherwise, use the FRU and procedure callouts detailed with the SRC to determine service actions.

---

**B1829511****Explanation:**

Sending a message to the HMC took too long

**Response:**

If this is a tracking event, no service actions are required. Otherwise, use the FRU and procedure callouts detailed with the SRC to determine service actions.

---

**B1829512****Explanation:**

The hypervisor attempted to add a already-existing buffer to the list of HMC buffers

**Response:**

If this is a tracking event, no service actions are required. Otherwise, use the FRU and procedure callouts detailed with the SRC to determine service actions.

---

**B1829513****Explanation:**

The hypervisor is guarding out a hardware resource

**Response:**

If this is a tracking event, no service actions are required. Otherwise, use the FRU and procedure callouts detailed with the SRC to determine service actions.

---

**B1829514****Explanation:**

The communications path to the hypervisor is currently disabled at the request of the hypervisor

**Response:**

If this is a tracking event, no service actions are required. Otherwise, use the FRU and procedure callouts detailed with the SRC to determine service actions.

---

**B1829515****Explanation:**

A request was made to disable communications between the hypervisor and the service processor

**Response:**

If this is a tracking event, no service actions are required. Otherwise, use the FRU and procedure callouts detailed with the SRC to determine service actions.

---

**B182951A****Explanation:**

The hypervisor sent the service processor an invalid value during a boot operation

**Response:**

If this is a tracking event, no service actions are required. Otherwise, use the FRU and procedure callouts detailed with the SRC to determine service actions.

---

**B182951C****Explanation:**

The hypervisor is not responding to messages from the service processor

**Response:**

If this is a tracking event, no service actions are required. Otherwise, use the FRU and procedure callouts detailed with the SRC to determine service actions.

---

**B182951D****Explanation:**

The hypervisor attempted to use an invalid HMC buffer

**Response:**

If this is a tracking event, no service actions are required. Otherwise, use the FRU and procedure callouts detailed with the SRC to determine service actions.

---

**B182951E****Explanation:**

A function performed by the hypervisor ended with an error

**Response:**

If this is a tracking event, no service actions are required. Otherwise, use the FRU and procedure callouts detailed with the SRC to determine service actions.

---

**B182951F****Explanation:**

In a system with redundant service processors, the secondary service processor is not booting with the primary service processor

**Response:**

If this is a tracking event, no service actions are required. Otherwise, use the FRU and procedure callouts detailed with the SRC to determine service actions.

---

**B1829523****Explanation:**

Failed while waiting on a message from the hypervisor: probably timed out.

**Response:**

If this is a tracking event, no service actions are required. Otherwise, use the FRU and procedure callouts detailed with the SRC to determine service actions.

---

**B1829525****Explanation:**

The hypervisor sent the service processor an invalid SRC to display.

**Response:**

If this is a tracking event, no service actions are required. Otherwise, use the FRU and procedure callouts detailed with the SRC to determine service actions.

---

**B1829538****Explanation:**

There are no valid PSI links that can be used for mailbox activity. Check the guard records regarding DMA paths to see why there are no valid links.



Whatever took the PSI links down has already occurred.

**Response:**

If this is a tracking event, no service actions are required. Otherwise, use the FRU and procedure callouts detailed with the SRC to determine service actions.

---

**B182953C**

**Explanation:**

The hypervisor did not read messages from the service processor (or system controller) within the allotted time. Either the hypervisor is unresponsive or the PSI links are down.

**Response:**

If this is a tracking event, no service actions are required. Otherwise, use the FRU and procedure callouts detailed with the SRC to determine service actions.

---

**B182953E**

**Explanation:**

An internal firmware error occurred.

**Response:**

If this is a tracking event, no service actions are required. Otherwise, use the FRU and procedure callouts detailed with the SRC to determine service actions.

---

**B1829541**

**Explanation:**

The device driver indicated that an error occurred prior to his operation, so this operation should be retried.

**Response:**

If this is a tracking event, no service actions are required. Otherwise, use the FRU and procedure callouts detailed with the SRC to determine service actions.

---

**B1829543**

**Explanation:**

Informational message: Due to reset reload or failover, the hypervisor is being told to synchronize data to the secondary service processor.

**Response:**

If this is a tracking event, no service actions are required. Otherwise, use the FRU and procedure callouts detailed with the SRC to determine service actions.

---

**B1829546**

**Explanation:**

The offset from the hypervisor was beyond the size of the firmware update module being read.

**Response:**

If this is a tracking event, no service actions are required. Otherwise, use the FRU and procedure callouts detailed with the SRC to determine service actions.

---

**B182954B**

**Explanation:**

The checksum calculated by the service processor (or system controller) did not match the checksum in the hypervisor.

**Response:**

If this is a tracking event, no service actions are required. Otherwise, use the FRU and procedure callouts detailed with the SRC to determine service actions.

---

**B182954C**

**Explanation:**

It has taken the hypervisor a long time to pull a message off the mailbox hardware. Although this is below the 45 second predictive error limit, it can cause HMC incompletes when it occurs a couple times.

**Response:**

If this is a tracking event, no service actions are required. Otherwise, use the FRU and procedure callouts detailed with the SRC to determine service actions.

---

**B1829556**

**Explanation:**

PHYP returned non-zero status in the ack message

**Response:**

The FRU callouts are calculated at the time of the failure. See the error log for the actual replacement strategy.

---

**B1829557**

**Explanation:**

PHYP returned non-zero status in the ack message

**Response:**

The FRU callouts are calculated at the time of the failure. See the error log for the actual replacement strategy.

---

**B1829563**

**Explanation:**

Firmware encountered an internal error while trying to read a file.

**Response:**

The FRU callouts are calculated at the time of the failure. See the error log for the actual replacement strategy.

---

**B182D005**

**Explanation:**

A hypervisor occurred.

**Response:**

If this is a tracking event, no service actions are required. Otherwise, use the FRU and procedure callouts detailed with the SRC to determine service actions.

---

**B182D006**

**Explanation:**

An unknown error occurred when trying to update the indicator status.

**Response:**

If this is a tracking event, no service actions are required. Otherwise, use the FRU and procedure callouts detailed with the SRC to determine service actions.

---

**B182D138**

**Explanation:**

Hypervisor requested a TI An Error Log is built with the terminating SRC

**Response:**

The FRU callouts are calculated at the time of the failure. See the error log for the actual replacement strategy.

---

**B182DA40**

**Explanation:**

Service Processor Firmware encountered an internal error

**Response:**

The FRU callouts are calculated at the time of the failure. See the error log for the actual replacement strategy.

---

**B182E501**

**Explanation:**

There was a hardware-detected problem due to the hypervisor firmware.

**Response:**

If this is a tracking event, no service actions are required. Otherwise, use the FRU and procedure callouts detailed with the SRC to determine service actions.

---

**B182E504**

**Explanation:**

A hardware failure was detected in the central electronics complex (CEC).

**Response:**

If this is a tracking event, no service actions are required. Otherwise, use the FRU and procedure callouts detailed with the SRC to determine service actions.

---

**B182E540**

**Explanation:**

There was a failure most likely attributable to the hypervisor firmware, but it could also be software-related or require further support.

**Response:**

If this is a tracking event, no service actions are required. Otherwise, use the FRU and procedure callouts detailed with the SRC to determine service actions.

---

**B182E550**

**Explanation:**

There was a hypervisor firmware problem, but it could also be hardware-related or require further support.

**Response:**

If this is a tracking event, no service actions are required. Otherwise, use the FRU and procedure callouts detailed with the SRC to determine service actions.

---

**B182E560**

**Explanation:**

The hardware detected a problem that was caused by the hypervisor firmware. The dump that was taken may need to be analyzed.

**Response:**

If this is a tracking event, no service actions are required. Otherwise, use the FRU and procedure callouts detailed with the SRC to determine service actions.

---

**B1852701**

**Explanation:**

An invalid voltage control command was received.

**Response:**

If this is a tracking event, no service actions are required. Otherwise, use the FRU and procedure callouts detailed with the SRC to determine service actions.

---

**B1852702**

**Explanation:**

The daemon received a message with an invalid function field.

**Response:**

If this is a tracking event, no service actions are required. Otherwise, use the FRU and procedure callouts detailed with the SRC to determine service actions.

---

**B1852707**

**Explanation:**

The POWER server was not ready for the command it was sent.

**Response:**

If this is a tracking event, no service actions are required. Otherwise, use the FRU and procedure callouts detailed with the SRC to determine service actions.

---

**B1852708**

**Explanation:**

A resource ID was not in the table,

**Response:**

If this is a tracking event, no service actions are required. Otherwise, use the FRU and procedure callouts detailed with the SRC to determine service actions.

---

**B185270B**

**Explanation:**

Invalid input was received.

**Response:**

If this is a tracking event, no service actions are required. Otherwise, use the FRU and procedure callouts detailed with the SRC to determine service actions.

---

**B185270E**

**Explanation:**

The daemon received a request while running on the secondary system controller or service processor.

**Response:**

If this is a tracking event, no service actions are required. Otherwise, use the FRU and procedure callouts detailed with the SRC to determine service actions.

---

**B1852710**

**Explanation:**

The bulk power controller indicated a failure when changing voltages.

**Response:**

If this is a tracking event, no service actions are required. Otherwise, use the FRU and procedure callouts detailed with the SRC to determine service actions.

---

**B1852712**

**Explanation:**

An error occurred while processing Memory VRM voltage data that was passed in

**Response:**

The FRU callouts are calculated at the time of the failure. See the error log for the actual replacement strategy.

---

**B18527C0**

**Explanation:**

The power off unit command failed.

**Response:**

If this is a tracking event, no service actions are required. Otherwise, use the FRU and procedure callouts detailed with the SRC to determine service actions.

---

**B1868C01**

**Explanation:**

The bulk power controller (BPC) is currently performing a validation operation. This operation should be retried. If the condition persists it is probably a firmware problem: the BPC firmware should be updated.

**Response:**

If this is a tracking event, no service actions are required. Otherwise, use the FRU and procedure callouts detailed with the SRC to determine service actions.

---

**B1868C02**

**Explanation:**

An invalid request was sent to the network validation daemon.

**Response:**

If this is a tracking event, no service actions are required. Otherwise, use the FRU and procedure callouts detailed with the SRC to determine service actions.

---

**B1868C08**

**Explanation:**

The version value sent in the message doesn't to match the current version.

**Response:**

If this is a tracking event, no service actions are required. Otherwise, use the FRU and procedure callouts detailed with the SRC to determine service actions.

---

**B1868C0C**

**Explanation:**

There was a communication problem with the remote bulk power controller (BPC).

**Response:**

If this is a tracking event, no service actions are required. Otherwise, use the FRU and procedure callouts detailed with the SRC to determine service actions.

---

**B1868C10**

**Explanation:**

The network validation daemon received a signal.

**Response:**

If this is a tracking event, no service actions are required. Otherwise, use the FRU and procedure callouts detailed with the SRC to determine service actions.

---

**B1868C12**

**Explanation:**

The netv daemon determined that there are too many error logs to be transferred to the system client.

**Response:**

If this is a tracking event, no service actions are required. Otherwise, use the FRU and procedure callouts detailed with the SRC to determine service actions.

---

**B1868C55**

**Explanation:**

The service processor was unable to collect the network data.

**Response:**

If this is a tracking event, no service actions are required. Otherwise, use the FRU and procedure callouts detailed with the SRC to determine service actions.

---

**B1868C56**

**Explanation:**

The PVID configuration is not valid.

**Response:**

If this is a tracking event, no service actions are required. Otherwise, use the FRU and procedure callouts detailed with the SRC to determine service actions.

---

**B1868C57**

**Explanation:**

The virtual LAN mapping was not correct.

**Response:**

If this is a tracking event, no service actions are required. Otherwise, use the FRU and procedure callouts detailed with the SRC to determine service actions.

---

**B1868C58**

**Explanation:**

The VLAN enablement configuration is not valid.

**Response:**

If this is a tracking event, no service actions are required. Otherwise, use the FRU and procedure callouts detailed with the SRC to determine service actions.

---

**B1868C59**

**Explanation:**

The MAC address is not available.

**Response:**

If this is a tracking event, no service actions are required. Otherwise, use the FRU and procedure callouts detailed with the SRC to determine service actions.

---

**B1868CAA**

**Explanation:**

A host's IP address on network side A does not match the IP address on side B.

**Response:**

If this is a tracking event, no service actions are required. Otherwise, use the FRU and procedure callouts detailed with the SRC to determine service actions.

---

**B1873850**

**Explanation:**

The multiplexer configuration key is not valid with the sibling state change.

**Response:**

If this is a tracking event, no service actions are required. Otherwise, use the FRU and procedure callouts detailed with the SRC to determine service actions.

---

**B187400B**

**Explanation:**

Unable to get the card type from the environment.

**Response:**

If this is a tracking event, no service actions are required. Otherwise, use the FRU and procedure callouts detailed with the SRC to determine service actions.

---

**B1878408**

**Explanation:**

The wrong function passed was in.

**Response:**

If this is a tracking event, no service actions are required. Otherwise, use the FRU and procedure callouts detailed with the SRC to determine service actions.

---

**B1879534**

**Explanation:**

The HMC is attempting to send a message that exceeds the maximum size of a message between the service processor and the hypervisor.

**Response:**

If this is a tracking event, no service actions are required. Otherwise, use the FRU and procedure

callouts detailed with the SRC to determine service actions.

---

**B187E501****Explanation:**

There was a hardware-detected problem due to the HMC firmware.

**Response:**

If this is a tracking event, no service actions are required. Otherwise, use the FRU and procedure callouts detailed with the SRC to determine service actions.

---

**B187E504****Explanation:**

A hardware failure was detected in the central electronics complex (CEC).

**Response:**

If this is a tracking event, no service actions are required. Otherwise, use the FRU and procedure callouts detailed with the SRC to determine service actions.

---

**B187E540****Explanation:**

There was a failure most likely attributable to HMC firmware, but it could also be software-related or require further support.

**Response:**

If this is a tracking event, no service actions are required. Otherwise, use the FRU and procedure callouts detailed with the SRC to determine service actions.

---

**B187E550****Explanation:**

There was an HMC firmware problem, but it could also be hardware-related or require further support.

**Response:**

If this is a tracking event, no service actions are required. Otherwise, use the FRU and procedure callouts detailed with the SRC to determine service actions.

---

**B187E560****Explanation:**

The hardware detected a problem that was caused by the HMC firmware. The dump that was taken may need to be analyzed.

**Response:**

If this is a tracking event, no service actions are required. Otherwise, use the FRU and procedure callouts detailed with the SRC to determine service actions.

---

**B18A270E****Explanation:**

The daemon received a request while running on the secondary service processor.

**Response:**

If this is a tracking event, no service actions are required. Otherwise, use the FRU and procedure callouts detailed with the SRC to determine service actions.

---

**B18A2712****Explanation:**

An error occurred while processing Memory VRM voltage data that was passed in

**Response:**

The FRU callouts are calculated at the time of the failure. See the error log for the actual replacement strategy.

---

**B18A4805****Explanation:**

An error occurred while doing a device write.

**Response:**

If this is a tracking event, no service actions are required. Otherwise, use the FRU and procedure callouts detailed with the SRC to determine service actions.

---

**B18ABAAB****Explanation:**

Service Processor Firmware lost communication with the host

**Response:**

The FRU callouts are calculated at the time of the failure. See the error log for the actual replacement strategy.

---

**B18ABE20****Explanation:**

Service Processor Firmware encountered an internal error.

**Response:**

The FRU callouts are calculated at the time of the failure. See the error log for the actual replacement strategy.

---

**B18ABE29****Explanation:**

Service Processor Firmware encountered an internal error.

**Response:**

If this is a tracking event, no service actions are required. Otherwise, use the FRU and procedure callouts detailed with the SRC to determine service actions.

---

**B18B2616****Explanation:**

A critical error occurred on the thermal/power management device (TPMD): it is being disabled. An event occurred and the thermal/power management firmware may reduce performance (either memory throttling and/or a drop in processor frequency).

**Response:**

Log into ASMI by using the admin user ID. Select System Configuration. Then, select Power Management. Then, select Power and Performance Mode Setup. If the system power mode is nominal, no service action is required. Otherwise, contact your next level of support.

---

**B18B262E****Explanation:**

An event occurred and the thermal/power management firmware may reduce performance (either memory throttling and/or a drop in processor frequency).

**Response:**

Log into ASMI by using the admin user ID. Select System Configuration. Then, select Power Management. Then, select Power and Performance Mode Setup. If the system power mode is nominal, no service action is required. Otherwise, contact your next level of support.

---

**B18B264F****Explanation:**

An event occurred and the thermal/power management firmware may reduce performance (either memory throttling and/or a drop in processor frequency).

**Response:**

Log into ASMI by using the admin user ID. Select System Configuration. Then, select Power Management. Then, select Power and Performance Mode Setup. If the system power mode is nominal, no service action is required. Otherwise, contact your next level of support.

---

**B18B2A06****Explanation:**

An event occurred and the thermal/power management firmware may reduce performance (either memory throttling and/or a drop in processor frequency).

**Response:**

Log into ASMI by using the admin user ID. Select System Configuration. Then, select Power Management. Then, select Power and Performance Mode Setup. If the system power mode is nominal, no

service action is required. Otherwise, contact your next level of support.

---

**B18B2A09****Explanation:**

An event occurred and the thermal/power management firmware may reduce performance (either memory throttling and/or a drop in processor frequency).

**Response:**

Log into ASMI by using the admin user ID. Select System Configuration. Then, select Power Management. Then, select Power and Performance Mode Setup. If the system power mode is nominal, no service action is required. Otherwise, contact your next level of support.

---

**B18B2A10****Explanation:**

An event occurred and the thermal/power management firmware may reduce performance (either memory throttling and/or a drop in processor frequency).

**Response:**

Log into ASMI by using the admin user ID. Select System Configuration. Then, select Power Management. Then, select Power and Performance Mode Setup. If the system power mode is nominal, no service action is required. Otherwise, contact your next level of support.

---

**B18B2A11****Explanation:**

An event occurred and the thermal/power management firmware may reduce performance (either memory throttling and/or a drop in processor frequency).

**Response:**

Log into ASMI by using the admin user ID. Select System Configuration. Then, select Power Management. Then, select Power and Performance Mode Setup. If the system power mode is nominal, no service action is required. Otherwise, contact your next level of support.

---

**B18B2A30****Explanation:**

An event occurred and the thermal/power management firmware may reduce performance (either memory throttling and/or a drop in processor frequency).

**Response:**

Log into ASMI by using the admin user ID. Select System Configuration. Then, select Power Management. Then, select Power and Performance Mode Setup. If the system power mode is nominal, no

service action is required. Otherwise, contact your next level of support.

---

**B18B2A33****Explanation:**

An event occurred and the thermal/power management firmware may reduce performance (either memory throttling and/or a drop in processor frequency).

**Response:**

Log into ASMI by using the admin user ID. Select System Configuration. Then, select Power Management. Then, select Power and Performance Mode Setup. If the system power mode is nominal, no service action is required. Otherwise, contact your next level of support.

---

**B18B2A40****Explanation:**

An event occurred and the thermal/power management firmware may reduce performance (either memory throttling and/or a drop in processor frequency).

**Response:**

Log into ASMI by using the admin user ID. Select System Configuration. Then, select Power Management. Then, select Power and Performance Mode Setup. If the system power mode is nominal, no service action is required. Otherwise, contact your next level of support.

---

**B18B2A61****Explanation:**

An event occurred and the thermal/power management firmware may reduce performance (either memory throttling and/or a drop in processor frequency).

**Response:**

Log into ASMI by using the admin user ID. Select System Configuration. Then, select Power Management. Then, select Power and Performance Mode Setup. If the system power mode is nominal, no service action is required. Otherwise, contact your next level of support.

---

**B18B2AB1****Explanation:**

An event occurred and the thermal/power management firmware may reduce performance (either memory throttling and/or a drop in processor frequency).

**Response:**

Log into ASMI by using the admin user ID. Select System Configuration. Then, select Power Management. Then, select Power and Performance Mode Setup. If the system power mode is nominal, no

service action is required. Otherwise, contact your next level of support.

---

**B1A31036****Explanation:**

A DMA operation was attempted in TCE mode before setup for TCE mode was complete.

**Response:**

If this is a tracking event, no service actions are required. Otherwise, use the FRU and procedure callouts detailed with the SRC to determine service actions.

---

**B1A33129****Explanation:**

The error log server received a syslog message that requires attention.

**Response:**

If this is a tracking event, no service actions are required. Otherwise, use the FRU and procedure callouts detailed with the SRC to determine service actions.

---

**B1A38426****Explanation:**

A power error was validated.

**Response:**

If this is a tracking event, no service actions are required. Otherwise, use the FRU and procedure callouts detailed with the SRC to determine service actions.

---

**B1A38438****Explanation:**

BOOTP: Discovering the server timed out.

**Response:**

Refer to partition firmware progress codes using code CA00E174.

**Failing Item**

- [FWHOST](#)

---

**B1A3849E****Explanation:**

Max Recommended HMC exceeded.

**Response:**

The FRU callouts are calculated at the time of the failure. See the error log for the actual replacement strategy.

---

**B1A38B24****Explanation:**

An invalid network configuration was entered by the user.

**Response:**

If this is a tracking event, no service actions are required. Otherwise, use the FRU and procedure callouts detailed with the SRC to determine service actions.

---

**B1A3A0A7****Explanation:**

Service switch error. Function 26 was done before function 25.

**Response:**

If this is a tracking event, no service actions are required. Otherwise, use the FRU and procedure callouts detailed with the SRC to determine service actions.

---

**B1A3A0C0****Explanation:**

There was a service switch error.

**Response:**

If this is a tracking event, no service actions are required. Otherwise, use the FRU and procedure callouts detailed with the SRC to determine service actions.

---

**B1A3E001****Explanation:**

The snoop string was found.

**Response:**

If this is a tracking event, no service actions are required. Otherwise, use the FRU and procedure callouts detailed with the SRC to determine service actions.

---

**B1A3E006****Explanation:**

Customized data is missing.

**Response:**

If this is a tracking event, no service actions are required. Otherwise, use the FRU and procedure callouts detailed with the SRC to determine service actions.

---

**B1A3E01F****Explanation:**

A lab test was performed.

**Response:**

If this is a tracking event, no service actions are required. Otherwise, use the FRU and procedure callouts detailed with the SRC to determine service actions.

---

**B1A3E501****Explanation:**

There was a hardware-detected problem due to the external environment or a user error.

**Response:**

If this is a tracking event, no service actions are required. Otherwise, use the FRU and procedure callouts detailed with the SRC to determine service actions.

---

**B1A3E504****Explanation:**

A hardware failure was detected in the central electronics complex (CEC).

**Response:**

If this is a tracking event, no service actions are required. Otherwise, use the FRU and procedure callouts detailed with the SRC to determine service actions.

---

**B1A3E540****Explanation:**

There was a failure most likely attributable to the external environment or a user error, but could also be software-related or require further support.

**Response:**

If this is a tracking event, no service actions are required. Otherwise, use the FRU and procedure callouts detailed with the SRC to determine service actions.

---

**B1A3E550****Explanation:**

There was an external environment failure, most likely attributable to a software problem, but it could also be hardware-related or require further support.

**Response:**

If this is a tracking event, no service actions are required. Otherwise, use the FRU and procedure callouts detailed with the SRC to determine service actions.

---

**B1XX2001****Explanation:**

The power test application received a signal.

**Response:**

The FRU callouts are calculated at the time of the failure. See the error log for the actual replacement strategy.

---

**B1XX2121****Explanation:**

This is an informational log indicating that firmware received an internal signal.

**Response:**



The FRU callouts are calculated at the time of the failure. See the error log for the actual replacement strategy.

---

**B1XX2AD4****Explanation:**

Failure detected while creating an OCC GPE request.

**Response:**

The FRU callouts are calculated at the time of the failure. See the error log for the actual replacement strategy.

---

**B1XX2AD5****Explanation:**

OCC failed to schedule a GPE job.

**Response:**

The FRU callouts are calculated at the time of the failure. See the error log for the actual replacement strategy.

---

**B1XX2AD6****Explanation:**

Timeout waiting for an OCC task to complete.

**Response:**

The FRU callouts are calculated at the time of the failure. See the error log for the actual replacement strategy.

---

**B1XX2AD8****Explanation:**

An OCC GPE task returned a failure code.

**Response:**

The FRU callouts are calculated at the time of the failure. See the error log for the actual replacement strategy.

---

**B1XX2ADC****Explanation:**

OCC detected an invalid magic number (version) in one of the headers from the PGPE.

**Response:**

The FRU callouts are calculated at the time of the failure. See the error log for the actual replacement strategy.

---

**B1XX2ADE****Explanation:**

OCC detected an invalid frequency (0) from the PGPE in the OCC Pstate Parameter Block.

**Response:**

The FRU callouts are calculated at the time of the failure. See the error log for the actual replacement strategy.

---

**B1XX2AF0****Explanation:**

Error occurred while trying to copy OCC sensor data to main memory.

**Response:**

The FRU callouts are calculated at the time of the failure. See the error log for the actual replacement strategy.

---

**B1XX2AF1****Explanation:**

An error occurred while trying to process a command from the OS in-band interface.

**Response:**

The FRU callouts are calculated at the time of the failure. See the error log for the actual replacement strategy.

---

**B1XX2AF2****Explanation:**

An error occurred while trying to update OPAL shared memory data.

**Response:**

The FRU callouts are calculated at the time of the failure. See the error log for the actual replacement strategy.

---

**B1XX4119****Explanation:**

rmgrd daemon received a unexpected signal

**Response:**

The FRU callouts are calculated at the time of the failure. See the error log for the actual replacement strategy.

---

**B1XX5081****Explanation:**

Service Processor Firmware couldn't detect minimum hardware required to boot the host

**Response:**

The FRU callouts are calculated at the time of the failure. See the error log for the actual replacement strategy.

---

**B1XX5082****Explanation:**

Service Processor Firmware couldn't detect minimum hardware required to boot the host

**Response:**

The FRU callouts are calculated at the time of the failure. See the error log for the actual replacement strategy.

---

**B1XX5083****Explanation:**

Service Processor Firmware did not find a valid communication link to the host

**Response:**

The FRU callouts are calculated at the time of the failure. See the error log for the actual replacement strategy.

---

**B1XX5084**

**Explanation:**

Service Processor Firmware couldn't detect a functional service processor required to boot the host

**Response:**

The FRU callouts are calculated at the time of the failure. See the error log for the actual replacement strategy.

---

**B1XX5087**

**Explanation:**

Service Processor Firmware couldn't detect minimum functional memory required to boot the host

**Response:**

The FRU callouts are calculated at the time of the failure. See the error log for the actual replacement strategy.

---

**B1XX5088**

**Explanation:**

Service Processor Firmware couldn't detect minimum required functional time-of-day clocks required to boot the host

**Response:**

The FRU callouts are calculated at the time of the failure. See the error log for the actual replacement strategy.

---

**B1XX5089**

**Explanation:**

Service Processor Firmware couldn't detect minimum required functional time-of-day clocks required to boot the host

**Response:**

The FRU callouts are calculated at the time of the failure. See the error log for the actual replacement strategy.

---

**B1XX508B**

**Explanation:**

Service Processor Firmware couldn't detect minimum required functional processor clocks required to boot the host

**Response:**

The FRU callouts are calculated at the time of the failure. See the error log for the actual replacement strategy.

---

**B1XX508C**

**Explanation:**

Service Processor Firmware couldn't detect minimum required functional processor clocks required to boot the host

**Response:**

The FRU callouts are calculated at the time of the failure. See the error log for the actual replacement strategy.

---

**B1XX508D**

**Explanation:**

Service Processor Firmware couldn't detect any functional Nodes on the system

**Response:**

The FRU callouts are calculated at the time of the failure. See the error log for the actual replacement strategy.

---

**B1XX508E**

**Explanation:**

Service Processor Firmware encountered an internal error

**Response:**

The FRU callouts are calculated at the time of the failure. See the error log for the actual replacement strategy.

---

**B1XX508F**

**Explanation:**

Service Processor Firmware encountered an internal error

**Response:**

The FRU callouts are calculated at the time of the failure. See the error log for the actual replacement strategy.

---

**B1XX5090**

**Explanation:**

Service Processor Firmware encountered an internal error

**Response:**

The FRU callouts are calculated at the time of the failure. See the error log for the actual replacement strategy.

---

**B1XX5091**

**Explanation:**

Service Processor Firmware couldn't isolate a faulty service processor

**Response:**

The FRU callouts are calculated at the time of the failure. See the error log for the actual replacement strategy.

---

**B1XX5092****Explanation:**

Service Processor Firmware encountered an internal error

**Response:**

The FRU callouts are calculated at the time of the failure. See the error log for the actual replacement strategy.

---

**B1XX5093****Explanation:**

Service Processor Firmware encountered an internal error

**Response:**

The FRU callouts are calculated at the time of the failure. See the error log for the actual replacement strategy.

---

**B1XX5094****Explanation:**

Service Processor Firmware encountered an internal error

**Response:**

The FRU callouts are calculated at the time of the failure. See the error log for the actual replacement strategy.

---

**B1XX5095****Explanation:**

Service Processor Firmware couldn't detect a valid field core override value

**Response:**

The FRU callouts are calculated at the time of the failure. See the error log for the actual replacement strategy.

---

**B1XX5096****Explanation:**

Service Processor Firmware detected a field core override value greater than the maximum permissible

**Response:**

The FRU callouts are calculated at the time of the failure. See the error log for the actual replacement strategy.

---

**B1XX5097****Explanation:**

Service Processor Firmware doesn't support field core override on this system

**Response:**

The FRU callouts are calculated at the time of the failure. See the error log for the actual replacement strategy.

---

**B1XX5098****Explanation:**

Service Processor Firmware encountered an internal error

**Response:**

The FRU callouts are calculated at the time of the failure. See the error log for the actual replacement strategy.

---

**B1XX5099****Explanation:**

Service Processor Firmware encountered an internal error

**Response:**

The FRU callouts are calculated at the time of the failure. See the error log for the actual replacement strategy.

---

**B1XX509A****Explanation:**

Service Processor Firmware couldn't detect a valid field core override value

**Response:**

The FRU callouts are calculated at the time of the failure. See the error log for the actual replacement strategy.

---

**B1XX509B****Explanation:**

Service Processor received an invalid hardware isolation request from host

**Response:**

The FRU callouts are calculated at the time of the failure. See the error log for the actual replacement strategy.

---

**B1XX509C****Explanation:**

Service Processor received an invalid hardware isolation request from host

**Response:**

The FRU callouts are calculated at the time of the failure. See the error log for the actual replacement strategy.

---

**B1XX509D****Explanation:**

Service Processor Firmware encountered an internal error

**Response:**

The FRU callouts are calculated at the time of the failure. See the error log for the actual replacement strategy.

---

**B1XX509E****Explanation:**

Service Processor Firmware couldn't detect a valid field core override value

**Response:**

The FRU callouts are calculated at the time of the failure. See the error log for the actual replacement strategy.

---

**B1XX509F****Explanation:**

Service Processor Firmware couldn't detect a valid field core override value

**Response:**

The FRU callouts are calculated at the time of the failure. See the error log for the actual replacement strategy.

---

**B1XX50A0****Explanation:**

Service Processor Firmware couldn't detect a valid field core override value

**Response:**

The FRU callouts are calculated at the time of the failure. See the error log for the actual replacement strategy.

---

**B1XX50A1****Explanation:**

Service Processor Firmware encountered an internal error

**Response:**

The FRU callouts are calculated at the time of the failure. See the error log for the actual replacement strategy.

---

**B1XX50A2****Explanation:**

Service Processor Firmware encountered an internal error

**Response:**

The FRU callouts are calculated at the time of the failure. See the error log for the actual replacement strategy.

---

**B1XX50A3****Explanation:**

Service Processor Firmware received a hardware isolation request from host this could be due to faulty hardware

**Response:**

The FRU callouts are calculated at the time of the failure. See the error log for the actual replacement strategy.

---

**B1XX50A4****Explanation:**

Service Processor Firmware encountered an internal error

**Response:**

The FRU callouts are calculated at the time of the failure. See the error log for the actual replacement strategy.

---

**B1XX50A5****Explanation:**

Service Processor Firmware encountered an internal error

**Response:**

The FRU callouts are calculated at the time of the failure. See the error log for the actual replacement strategy.

---

**B1XX50A6****Explanation:**

Service Processor Firmware couldn't isolate bad hardware

**Response:**

The FRU callouts are calculated at the time of the failure. See the error log for the actual replacement strategy.

---

**B1XX50A7****Explanation:**

Service Processor Firmware couldn't isolate bad hardware

**Response:**

The FRU callouts are calculated at the time of the failure. See the error log for the actual replacement strategy.

---

**B1XX50A8****Explanation:**

Service Processor Firmware encountered an internal error

**Response:**

The FRU callouts are calculated at the time of the failure. See the error log for the actual replacement strategy.

---

**B1XX50A9****Explanation:**

Service Processor Firmware encountered an internal error

**Response:**

The FRU callouts are calculated at the time of the failure. See the error log for the actual replacement strategy.

---

**B1XX50AA****Explanation:**

Service Processor Firmware isolated a node due to communication errors with other node(s)

**Response:**

The FRU callouts are calculated at the time of the failure. See the error log for the actual replacement strategy.

---

**B1XX50AB****Explanation:**

Service Processor Firmware could not detect minimum number of functional cores required to boot the host

**Response:**

The FRU callouts are calculated at the time of the failure. See the error log for the actual replacement strategy.

---

**B1XX50AC****Explanation:**

Service Processor Firmware couldn't detect any functional master processor required to boot the host

**Response:**

The FRU callouts are calculated at the time of the failure. See the error log for the actual replacement strategy.

---

**B1XX50AD****Explanation:**

Service Processor Firmware could not detect minimum hardware required to boot the host

**Response:**

The FRU callouts are calculated at the time of the failure. See the error log for the actual replacement strategy.

---

**B1XX50AE****Explanation:**

Service Processor Firmware encountered an internal error

**Response:**

The FRU callouts are calculated at the time of the failure. See the error log for the actual replacement strategy.

---

**B1XX50AF****Explanation:**

Service Processor Firmware encountered an internal error

**Response:**

The FRU callouts are calculated at the time of the failure. See the error log for the actual replacement strategy.

---

**B1XX50B0****Explanation:**

Service Processor Firmware encountered an internal error

**Response:**

The FRU callouts are calculated at the time of the failure. See the error log for the actual replacement strategy.

---

**B1XX50B1****Explanation:**

Service Processor Firmware identified issues in full bandwidth node to node communication, system will continue function as two node in degraded configuration.

**Response:**

The FRU callouts are calculated at the time of the failure. See the error log for the actual replacement strategy.

---

**B1XX50B2****Explanation:**

Service Processor Firmware couldn't detect minimum memory required to boot the host

**Response:**

The FRU callouts are calculated at the time of the failure. See the error log for the actual replacement strategy.

---

**B1XX50B3****Explanation:**

Service Processor Firmware identified issues in full bandwidth node to node communication, system will continue function as two node in degraded configuration.

**Response:**

The FRU callouts are calculated at the time of the failure. See the error log for the actual replacement strategy.

---

**B1XX50B4****Explanation:**

Service Processor Firmware found a system node that has a resource to be isolated but did not isolate because that will lead to the ipl failure. But deconfiguring the nodes with faulty resources because there are other nodes which are either all resources are good or successfully isolated faulty resources.

**Response:**

The FRU callouts are calculated at the time of the failure. See the error log for the actual replacement strategy.

---

**B1XX50B5**

**Explanation:**

Service Processor Firmware encountered an internal error

**Response:**

The FRU callouts are calculated at the time of the failure. See the error log for the actual replacement strategy.

---

**B1XX50B6****Explanation:**

Service Processor Firmware couldn't detect minimum required NX to boot the host

**Response:**

The FRU callouts are calculated at the time of the failure. See the error log for the actual replacement strategy.

---

**B1XX5127****Explanation:**

No MBA target found from DIMM target

**Response:**

The FRU callouts are calculated at the time of the failure. See the error log for the actual replacement strategy.

---

**B1XX7607****Explanation:**

Unable to read the dhclient's process ID

**Response:**

The FRU callouts are calculated at the time of the failure. See the error log for the actual replacement strategy.

---

**B1XX7609****Explanation:**

ifconfig failed

**Response:**

The FRU callouts are calculated at the time of the failure. See the error log for the actual replacement strategy.

---

**B1XX760A****Explanation:**

eth0 link is down

**Response:**

The FRU callouts are calculated at the time of the failure. See the error log for the actual replacement strategy.

---

**B1XX760B****Explanation:**

Unable to get card type from environment

**Response:**

The FRU callouts are calculated at the time of the failure. See the error log for the actual replacement strategy.

---

**B1XX762B****Explanation:**

Unable to open dhclient leases file

**Response:**

The FRU callouts are calculated at the time of the failure. See the error log for the actual replacement strategy.

---

**B1XX762C****Explanation:**

IP address for the interface not in leases file.

**Response:**

The FRU callouts are calculated at the time of the failure. See the error log for the actual replacement strategy.

---

**B1XX762E****Explanation:**

Unable to check if the link is up or not.

**Response:**

The FRU callouts are calculated at the time of the failure. See the error log for the actual replacement strategy.

---

**B1XX762F****Explanation:**

Unable to read dhcp failure tracking registry.

**Response:**

The FRU callouts are calculated at the time of the failure. See the error log for the actual replacement strategy.

---

**B1XX7630****Explanation:**

When the node controller was booting up, ip address could not be obtained for longer than 30 minutes . Then the dhclient was able to successfully get the ip address and the controller booted up. A dump was generated for this error.

**Response:**

The FRU callouts are calculated at the time of the failure. See the error log for the actual replacement strategy.

---

**B1XX7631****Explanation:**

When the node controller was booting up, tftp failed multiple times. It then recovered and the controller booted up. A dump was generated for this error.

**Response:**

The FRU callouts are calculated at the time of the failure. See the error log for the actual replacement strategy.

---

**B1XX7632****Explanation:**

IP address for the controller is not assigned based on the nodeID and side but is from a pool.

**Response:**

The FRU callouts are calculated at the time of the failure. See the error log for the actual replacement strategy.

---

**B1XX8101****Explanation:**

Unknown NCMH LocalHandler request

**Response:**

The FRU callouts are calculated at the time of the failure. See the error log for the actual replacement strategy.

---

**B1XX8103****Explanation:**

An perc setup failure was detected.

**Response:**

The FRU callouts are calculated at the time of the failure. See the error log for the actual replacement strategy.

---

**B1XX8104****Explanation:**

A call to util reg write failed

**Response:**

The FRU callouts are calculated at the time of the failure. See the error log for the actual replacement strategy.

---

**B1XX8106****Explanation:**

Error getting IP from SC surv

**Response:**

The FRU callouts are calculated at the time of the failure. See the error log for the actual replacement strategy.

---

**B1XX8108****Explanation:**

A host adal or registry failure was detected.

**Response:**

The FRU callouts are calculated at the time of the failure. See the error log for the actual replacement strategy.

---

**B1XX810E****Explanation:**

An event detection failure was detected.

**Response:**

The FRU callouts are calculated at the time of the failure. See the error log for the actual replacement strategy.

---

**B1XX810F****Explanation:**

Error from scandir function

**Response:**

The FRU callouts are calculated at the time of the failure. See the error log for the actual replacement strategy.

---

**B1XX8110****Explanation:**

Error opening error log file

**Response:**

The FRU callouts are calculated at the time of the failure. See the error log for the actual replacement strategy.

---

**B1XX8111****Explanation:**

Error from remove function

**Response:**

The FRU callouts are calculated at the time of the failure. See the error log for the actual replacement strategy.

---

**B1XX8112****Explanation:**

NC detected a communication failure with SC. The NC hosting a PSI link for the NC. A reset reload of the NC is expected.

**Response:**

The FRU callouts are calculated at the time of the failure. See the error log for the actual replacement strategy.

---

**B1XX8113****Explanation:**

NC detected a communication failure with SC. The NC was not hosting a PSI link for the SC.

**Response:**

The FRU callouts are calculated at the time of the failure. See the error log for the actual replacement strategy.

---

**B1XX8114****Explanation:**

Event loop exited

**Response:**

The FRU callouts are calculated at the time of the failure. See the error log for the actual replacement strategy.

---

**B1XX8115****Explanation:**

An error occurred calling a directory.

**Response:**

The FRU callouts are calculated at the time of the failure. See the error log for the actual replacement strategy.

---

**B1XX8116****Explanation:**

Requested trace buffer not found

**Response:**

The FRU callouts are calculated at the time of the failure. See the error log for the actual replacement strategy.

---

**B1XX8117****Explanation:**

A function call failed.

**Response:**

If this is a tracking event, no service actions are required. Otherwise, use the FRU and procedure callouts detailed with the SRC to determine service actions.

---

**B1XX8118****Explanation:**

Processor state query failed

**Response:**

If this is a tracking event, no service actions are required. Otherwise, use the FRU and procedure callouts detailed with the SRC to determine service actions.

---

**B1XX8119****Explanation:**

NC had an error trying to read its own DriverName registry. Please refer to Primary SRC for failure details.

**Response:**

The FRU callouts are calculated at the time of the failure. See the error log for the actual replacement strategy.

---

**B1XX811A****Explanation:**

NC had an error trying to read its own role registry. Please refer to Primary SRC for failure details.

**Response:**

The FRU callouts are calculated at the time of the failure. See the error log for the actual replacement strategy.

---

**B1XX811B****Explanation:**

NC had an error trying to read Active PSI Link registry. Please refer to Primary SRC for failure details.

**Response:**

The FRU callouts are calculated at the time of the failure. See the error log for the actual replacement strategy.

---

**B1XX811C****Explanation:**

NC had an error trying to read its own role registry. Please refer to Primary SRC for failure details.

**Response:**

The FRU callouts are calculated at the time of the failure. See the error log for the actual replacement strategy.

---

**B1XX811D****Explanation:**

NC had an error trying to read its own role registry. Please refer to Primary SRC for failure details.

**Response:**

The FRU callouts are calculated at the time of the failure. See the error log for the actual replacement strategy.

---

**B1XX811E****Explanation:**

NC had an error trying to read its own role registry. Please refer to Primary SRC for failure details.

**Response:**

The FRU callouts are calculated at the time of the failure. See the error log for the actual replacement strategy.

---

**B1XX811F****Explanation:**

NC had an error trying to read its own DriverName registry. Please refer to Primary SRC for failure details.

**Response:**

The FRU callouts are calculated at the time of the failure. See the error log for the actual replacement strategy.

---

**B1XX8120****Explanation:**

NC had an error trying to read its own eth0 IP address registry. Please refer to Primary SRC for failure details.

**Response:**

The FRU callouts are calculated at the time of the failure. See the error log for the actual replacement strategy.



---

**B1XX8121****Explanation:**

NC had an error trying to read its own eth1 IP address registry. Please refer to Primary SRC for failure details.

**Response:**

The FRU callouts are calculated at the time of the failure. See the error log for the actual replacement strategy.

---

**B1XX8122****Explanation:**

NC had an error trying to read its own eth1 IP address registry. Please refer to Primary SRC for failure details.

**Response:**

The FRU callouts are calculated at the time of the failure. See the error log for the actual replacement strategy.

---

**B1XX8123****Explanation:**

NC had an error trying to read its own NC ID registry. Please refer to Primary SRC for failure details.

**Response:**

The FRU callouts are calculated at the time of the failure. See the error log for the actual replacement strategy.

---

**B1XX8124****Explanation:**

NC had an error trying to read its own NC-DD Level registry. Please refer to Primary SRC for failure details.

**Response:**

The FRU callouts are calculated at the time of the failure. See the error log for the actual replacement strategy.

---

**B1XX8125****Explanation:**

Error calling popen function

**Response:**

The FRU callouts are calculated at the time of the failure. See the error log for the actual replacement strategy.

---

**B1XX8126****Explanation:**

Error reading PRA word

**Response:**

The FRU callouts are calculated at the time of the failure. See the error log for the actual replacement strategy.

---

**B1XX8127****Explanation:**

Error zeroing PRA word

**Response:**

The FRU callouts are calculated at the time of the failure. See the error log for the actual replacement strategy.

---

**B1XX8128****Explanation:**

NC had an error trying to read its own role registry. Please refer to Primary SRC for failure details.

**Response:**

The FRU callouts are calculated at the time of the failure. See the error log for the actual replacement strategy.

---

**B1XX812A****Explanation:**

Error calling system function

**Response:**

The FRU callouts are calculated at the time of the failure. See the error log for the actual replacement strategy.

---

**B1XX812D****Explanation:**

NC had an error trying to write unique error ID to registry

**Response:**

The FRU callouts are calculated at the time of the failure. See the error log for the actual replacement strategy.

---

**B1XX812E****Explanation:**

SC was unable to communicate to a NC for an extended period of time.

**Response:**

The FRU callouts are calculated at the time of the failure. See the error log for the actual replacement strategy.

---

**B1XX8130****Explanation:**

A request was sent to NPL to ensure one primary NC in a Node. Both NCs continued to be back even after request to re-run role determination.

**Response:**

The FRU callouts are calculated at the time of the failure. See the error log for the actual replacement strategy.

---

**B1XX8131****Explanation:**

A request was sent to NPL to ensure one primary NC in a Node. Only NC-A was visible to the SC.

NC-A continued to remain backup even after role determination request.

**Response:**

The FRU callouts are calculated at the time of the failure. See the error log for the actual replacement strategy.

---

**B1XX8133**

**Explanation:**

NC received panic request from SC

**Response:**

The FRU callouts are calculated at the time of the failure. See the error log for the actual replacement strategy.

---

**B1XX8137**

**Explanation:**

SC was unable to communicate to a NC for an extended period of time.

**Response:**

The FRU callouts are calculated at the time of the failure. See the error log for the actual replacement strategy.

---

**B1XX8138**

**Explanation:**

SC was unable to communicate to a NC for an extended period of time.

**Response:**

The FRU callouts are calculated at the time of the failure. See the error log for the actual replacement strategy.

---

**B1XX8139**

**Explanation:**

Invalid NC reboot request to backup SC

**Response:**

The FRU callouts are calculated at the time of the failure. See the error log for the actual replacement strategy.

---

**B1XX8142**

**Explanation:**

SC is trying to start services on an NC.

**Response:**

The FRU callouts are calculated at the time of the failure. See the error log for the actual replacement strategy.

---

**B1XX8150**

**Explanation:**

SC is trying to start services on an NC. As part of start services command, SC tries to communicate with the NC. This communication fails when SC times out

waiting for a response from the NC. Various services are not started on the NC as a result of this error.

**Response:**

The FRU callouts are calculated at the time of the failure. See the error log for the actual replacement strategy.

---

**B1XX8151**

**Explanation:**

SC is trying to start services on an NC.

**Response:**

The FRU callouts are calculated at the time of the failure. See the error log for the actual replacement strategy.

---

**B1XX8155**

**Explanation:**

NCs seen during a previous IPL no longer visible

**Response:**

The FRU callouts are calculated at the time of the failure. See the error log for the actual replacement strategy.

---

**B1XX8157**

**Explanation:**

Timeout getting node status from NC surv

**Response:**

The FRU callouts are calculated at the time of the failure. See the error log for the actual replacement strategy.

---

**B1XX815A**

**Explanation:**

NC did not become visible in time

**Response:**

The FRU callouts are calculated at the time of the failure. See the error log for the actual replacement strategy.

---

**B1XX815B**

**Explanation:**

Error getting IP from dynamic NC list

**Response:**

The FRU callouts are calculated at the time of the failure. See the error log for the actual replacement strategy.

---

**B1XX815C**

**Explanation:**

NC Disabled by nmgrcmd cmdline request

**Response:**

The FRU callouts are calculated at the time of the failure. See the error log for the actual replacement strategy.

---

**B1XX815F****Explanation:**

NC Fipsdump requested by command line

**Response:**

The FRU callouts are calculated at the time of the failure. See the error log for the actual replacement strategy.

---

**B1XX87B8****Explanation:**

Secure receive failed

**Response:**

The FRU callouts are calculated at the time of the failure. See the error log for the actual replacement strategy.

---

**B1XXB301****Explanation:**

Service Processor Firmware encountered an internal error

**Response:**

The FRU callouts are calculated at the time of the failure. See the error log for the actual replacement strategy.

---

**B1XXB302****Explanation:**

Service Processor Firmware encountered an internal error

**Response:**

The FRU callouts are calculated at the time of the failure. See the error log for the actual replacement strategy.

---

**B1XXB303****Explanation:**

Service Processor Firmware encountered an internal error

**Response:**

The FRU callouts are calculated at the time of the failure. See the error log for the actual replacement strategy.

---

**B1XXB304****Explanation:**

Service Processor Firmware encountered an internal error

**Response:**

The FRU callouts are calculated at the time of the failure. See the error log for the actual replacement strategy.

---

**B1XXB305****Explanation:**

Service Processor Firmware encountered an internal error

**Response:**

The FRU callouts are calculated at the time of the failure. See the error log for the actual replacement strategy.

---

**B1XXB306****Explanation:**

Service Processor Firmware encountered an internal error

**Response:**

The FRU callouts are calculated at the time of the failure. See the error log for the actual replacement strategy.

---

**B1XXB307****Explanation:**

Service Processor Firmware encountered an internal error

**Response:**

The FRU callouts are calculated at the time of the failure. See the error log for the actual replacement strategy.

---

**B1XXB308****Explanation:**

Service Processor Firmware encountered an internal error

**Response:**

The FRU callouts are calculated at the time of the failure. See the error log for the actual replacement strategy.

---

**B1XXB309****Explanation:**

Service Processor Firmware encountered an internal error

**Response:**

The FRU callouts are calculated at the time of the failure. See the error log for the actual replacement strategy.

---

**B1XXB30A****Explanation:**

Service Processor Firmware encountered an internal error

**Response:**

The FRU callouts are calculated at the time of the failure. See the error log for the actual replacement strategy.

---

**B1XXB30B****Explanation:**

Service Processor Firmware encountered an internal error

**Response:**

The FRU callouts are calculated at the time of the failure. See the error log for the actual replacement strategy.

---

**B1XXB30C**

**Explanation:**

Service Processor Firmware encountered an internal error

**Response:**

The FRU callouts are calculated at the time of the failure. See the error log for the actual replacement strategy.

---

**B1XXB30D**

**Explanation:**

Service Processor Firmware encountered an internal error

**Response:**

The FRU callouts are calculated at the time of the failure. See the error log for the actual replacement strategy.

---

**B1XXB30E**

**Explanation:**

Service Processor Firmware encountered an internal error

**Response:**

The FRU callouts are calculated at the time of the failure. See the error log for the actual replacement strategy.

---

**B1XXB30F**

**Explanation:**

Service Processor Firmware encountered an internal error

**Response:**

The FRU callouts are calculated at the time of the failure. See the error log for the actual replacement strategy.

---

**B1XXB310**

**Explanation:**

Service Processor Firmware encountered an internal error

**Response:**

The FRU callouts are calculated at the time of the failure. See the error log for the actual replacement strategy.

---

**B1XXB901**

**Explanation:**

Service Processor Firmware encountered host chip device access failure

**Response:**

The FRU callouts are calculated at the time of the failure. See the error log for the actual replacement strategy.

---

**B1XXB902**

**Explanation:**

Service Processor Firmware encountered host chip device access failure

**Response:**

The FRU callouts are calculated at the time of the failure. See the error log for the actual replacement strategy.

---

**B1XXB903**

**Explanation:**

Service Processor Firmware encountered an internal error

**Response:**

The FRU callouts are calculated at the time of the failure. See the error log for the actual replacement strategy.

---

**B1XXB904**

**Explanation:**

Service Processor Firmware encountered host chip device access failure

**Response:**

The FRU callouts are calculated at the time of the failure. See the error log for the actual replacement strategy.

---

**B1XXB905**

**Explanation:**

Service Processor Firmware encountered host chip device access failure

**Response:**

The FRU callouts are calculated at the time of the failure. See the error log for the actual replacement strategy.

---

**B1XXB906**

**Explanation:**

Service Processor Firmware encountered host chip device access failure

**Response:**

The FRU callouts are calculated at the time of the failure. See the error log for the actual replacement strategy.

---

**B1XXB907**

**Explanation:**

Service Processor Firmware encountered host chip device access failure

**Response:**

The FRU callouts are calculated at the time of the failure. See the error log for the actual replacement strategy.

---

**B1XXB908**

**Explanation:**

Service Processor Firmware encountered host chip device access failure

**Response:**

The FRU callouts are calculated at the time of the failure. See the error log for the actual replacement strategy.

---

**B1XXB909**

**Explanation:**

Service Processor Firmware encountered host chip device access failure

**Response:**

The FRU callouts are calculated at the time of the failure. See the error log for the actual replacement strategy.

---

**B1XXB90A**

**Explanation:**

Service Processor Firmware encountered an internal error

**Response:**

The FRU callouts are calculated at the time of the failure. See the error log for the actual replacement strategy.

---

**B1XXB90B**

**Explanation:**

Service Processor Firmware encountered an internal error

**Response:**

The FRU callouts are calculated at the time of the failure. See the error log for the actual replacement strategy.

---

**B1XXB90C**

**Explanation:**

Service Processor Firmware encountered host chip device access failure

**Response:**

The FRU callouts are calculated at the time of the failure. See the error log for the actual replacement strategy.

---

**B1XXB90D**

**Explanation:**

Service Processor Firmware encountered an internal error

**Response:**

The FRU callouts are calculated at the time of the failure. See the error log for the actual replacement strategy.

---

**B1XXB90E**

**Explanation:**

Service Processor Firmware encountered host chip device access failure

**Response:**

The FRU callouts are calculated at the time of the failure. See the error log for the actual replacement strategy.

---

**B1XXB90F**

**Explanation:**

Service Processor Firmware encountered host chip device access failure

**Response:**

The FRU callouts are calculated at the time of the failure. See the error log for the actual replacement strategy.

---

**B1XXB910**

**Explanation:**

Service Processor Firmware encountered host chip device access failure

**Response:**

The FRU callouts are calculated at the time of the failure. See the error log for the actual replacement strategy.

---

**B1XXB911**

**Explanation:**

Service Processor Firmware encountered host chip device access failure

**Response:**

The FRU callouts are calculated at the time of the failure. See the error log for the actual replacement strategy.

---

**B1XXB912**

**Explanation:**

Service Processor Firmware encountered host chip device access failure

**Response:**

The FRU callouts are calculated at the time of the failure. See the error log for the actual replacement strategy.

---

**B1XXB913**

**Explanation:**

Service Processor Firmware encountered an internal error

**Response:**

The FRU callouts are calculated at the time of the failure. See the error log for the actual replacement strategy.

---

**B1XXB914**

**Explanation:**

Service Processor Firmware encountered an internal error

**Response:**

The FRU callouts are calculated at the time of the failure. See the error log for the actual replacement strategy.

---

**B1XXB915**

**Explanation:**

Service Processor Firmware encountered an internal error

**Response:**

The FRU callouts are calculated at the time of the failure. See the error log for the actual replacement strategy.

---

**B1XXB916**

**Explanation:**

Service Processor Firmware encountered an internal error

**Response:**

The FRU callouts are calculated at the time of the failure. See the error log for the actual replacement strategy.

---

**B1XXB917**

**Explanation:**

Service Processor Firmware encountered host chip device access failure

**Response:**

The FRU callouts are calculated at the time of the failure. See the error log for the actual replacement strategy.

---

**B1XXB918**

**Explanation:**

Service Processor Firmware encountered host chip device access failure

**Response:**

The FRU callouts are calculated at the time of the failure. See the error log for the actual replacement strategy.

---

**B1XXB919**

**Explanation:**

Service Processor Firmware encountered host chip device access failure

**Response:**

The FRU callouts are calculated at the time of the failure. See the error log for the actual replacement strategy.

---

**B1XXB91A**

**Explanation:**

Service Processor Firmware encountered host chip device access failure

**Response:**

The FRU callouts are calculated at the time of the failure. See the error log for the actual replacement strategy.

---

**B1XXB91B**

**Explanation:**

Service Processor Firmware encountered host chip device access failure

**Response:**

The FRU callouts are calculated at the time of the failure. See the error log for the actual replacement strategy.

---

**B1XXB91C**

**Explanation:**

Service Processor Firmware encountered an internal error

**Response:**

The FRU callouts are calculated at the time of the failure. See the error log for the actual replacement strategy.

---

**B1XXB91D**

**Explanation:**

Service Processor Firmware encountered host chip device access failure

**Response:**

The FRU callouts are calculated at the time of the failure. See the error log for the actual replacement strategy.

---

**B1XXBA01**

**Explanation:**

Service Processor Firmware encountered an internal error

**Response:**

The FRU callouts are calculated at the time of the failure. See the error log for the actual replacement strategy.

---

**B1XXBA02**

**Explanation:**

There was an error reading the Service Processor registry

**Response:**

The FRU callouts are calculated at the time of the failure. See the error log for the actual replacement strategy.

---

**B1XXBA03**

**Explanation:**

There was an error writing to the Service Processor registry

**Response:**

The FRU callouts are calculated at the time of the failure. See the error log for the actual replacement strategy.

---

**B1XXBA04**

**Explanation:**

Service Processor Firmware encountered an internal error

**Response:**

The FRU callouts are calculated at the time of the failure. See the error log for the actual replacement strategy.

---

**B1XXBA05**

**Explanation:**

Service Processor Firmware encountered an internal error

**Response:**

The FRU callouts are calculated at the time of the failure. See the error log for the actual replacement strategy.

---

**B1XXBA06**

**Explanation:**

Service Processor Firmware encountered an internal error

**Response:**

The FRU callouts are calculated at the time of the failure. See the error log for the actual replacement strategy.

---

**B1XXBA07**

**Explanation:**

Service Processor Firmware encountered a critical error which will cause it to reboot. Look for other serviceable errors.

**Response:**

The FRU callouts are calculated at the time of the failure. See the error log for the actual replacement strategy.

---

**B1XXBA08**

**Explanation:**

Service Processor Firmware encountered an internal error

**Response:**

The FRU callouts are calculated at the time of the failure. See the error log for the actual replacement strategy.

---

**B1XXBA09**

**Explanation:**

Service Processor Firmware encountered an internal error

**Response:**

The FRU callouts are calculated at the time of the failure. See the error log for the actual replacement strategy.

---

**B1XXBA0A**

**Explanation:**

Service Processor Firmware encountered an internal error

**Response:**

The FRU callouts are calculated at the time of the failure. See the error log for the actual replacement strategy.

---

**B1XXBA0B**

**Explanation:**

Service Processor Firmware encountered an internal error

**Response:**

The FRU callouts are calculated at the time of the failure. See the error log for the actual replacement strategy.

---

**B1XXBA0C**

**Explanation:**

Service Processor Firmware encountered an internal error

**Response:**

The FRU callouts are calculated at the time of the failure. See the error log for the actual replacement strategy.

---

**B1XXBA0D**

**Explanation:**

Service Processor Firmware encountered an internal error

**Response:**

The FRU callouts are calculated at the time of the failure. See the error log for the actual replacement strategy.

---

**B1XXBA0E**

**Explanation:**

Service Processor Firmware encountered an internal error

**Response:**

The FRU callouts are calculated at the time of the failure. See the error log for the actual replacement strategy.

---

**B1XXBA0F**

**Explanation:**

Service Processor Firmware encountered an internal error

**Response:**

The FRU callouts are calculated at the time of the failure. See the error log for the actual replacement strategy.

---

**B1XXBA10**

**Explanation:**

Service Processor was unable to service the request since an abort was received

**Response:**

The FRU callouts are calculated at the time of the failure. See the error log for the actual replacement strategy.

---

**B1XXBA11**

**Explanation:**

Service Processor Firmware encountered an internal error

**Response:**

The FRU callouts are calculated at the time of the failure. See the error log for the actual replacement strategy.

---

**B1XXBA12**

**Explanation:**

Service Processor Firmware encountered an internal error

**Response:**

The FRU callouts are calculated at the time of the failure. See the error log for the actual replacement strategy.

---

**B1XXBA13**

**Explanation:**

Service Processor Firmware encountered an internal error

**Response:**

The FRU callouts are calculated at the time of the failure. See the error log for the actual replacement strategy.

---

**B1XXBA14**

**Explanation:**

Service Processor Firmware encountered an internal error

**Response:**

The FRU callouts are calculated at the time of the failure. See the error log for the actual replacement strategy.

---

**B1XXBA18**

**Explanation:**

Service Processor Firmware did not find a valid communication link to the host

**Response:**

The FRU callouts are calculated at the time of the failure. See the error log for the actual replacement strategy.

---

**B1XXBA19**

**Explanation:**

Service Processor Firmware could not detect any nodes present on the system

**Response:**

The FRU callouts are calculated at the time of the failure. See the error log for the actual replacement strategy.

---

**B1XXBA1A**

**Explanation:**

Service Processor Firmware couldn't detect any functional Nodes on the system

**Response:**

The FRU callouts are calculated at the time of the failure. See the error log for the actual replacement strategy.

---

**B1XXBA1B**

**Explanation:**

Service Processor Firmware encountered an internal error

**Response:**

The FRU callouts are calculated at the time of the failure. See the error log for the actual replacement strategy.

---

**B1XXBA1C**

**Explanation:**

Service Processor Firmware encountered an internal error

**Response:**

The FRU callouts are calculated at the time of the failure. See the error log for the actual replacement strategy.

---

**B1XXBA1D**

**Explanation:**



Service Processor Firmware detected an invalid Logical Memory Block configuration

**Response:**

The FRU callouts are calculated at the time of the failure. See the error log for the actual replacement strategy.

---

**B1XXBA1E**

**Explanation:**

Service Processor Firmware encountered an internal error

**Response:**

The FRU callouts are calculated at the time of the failure. See the error log for the actual replacement strategy.

---

**B1XXBA1F**

**Explanation:**

Service Processor Firmware encountered an internal error

**Response:**

The FRU callouts are calculated at the time of the failure. See the error log for the actual replacement strategy.

---

**B1XXBA20**

**Explanation:**

Service Processor Firmware encountered an internal error

**Response:**

The FRU callouts are calculated at the time of the failure. See the error log for the actual replacement strategy.

---

**B1XXBA21**

**Explanation:**

Service Processor Firmware encountered an internal error

**Response:**

The FRU callouts are calculated at the time of the failure. See the error log for the actual replacement strategy.

---

**B1XXBA22**

**Explanation:**

Service Processor failed to boot Host

**Response:**

The FRU callouts are calculated at the time of the failure. See the error log for the actual replacement strategy.

---

**B1XXBA23**

**Explanation:**

Service Processor Firmware encountered an internal error

**Response:**

The FRU callouts are calculated at the time of the failure. See the error log for the actual replacement strategy.

---

**B1XXBA24**

**Explanation:**

Service Processor Firmware encountered an internal error

**Response:**

The FRU callouts are calculated at the time of the failure. See the error log for the actual replacement strategy.

---

**B1XXBA25**

**Explanation:**

Service Processor Firmware encountered an internal error

**Response:**

The FRU callouts are calculated at the time of the failure. See the error log for the actual replacement strategy.

---

**B1XXBA26**

**Explanation:**

Service Processor Firmware couldn't detect any functional master processor required to boot the host

**Response:**

The FRU callouts are calculated at the time of the failure. See the error log for the actual replacement strategy.

---

**B1XXBA27**

**Explanation:**

Service Processor Firmware encountered an internal error

**Response:**

The FRU callouts are calculated at the time of the failure. See the error log for the actual replacement strategy.

---

**B1XXBA28**

**Explanation:**

Service Processor failed to boot Host

**Response:**

The FRU callouts are calculated at the time of the failure. See the error log for the actual replacement strategy.

---

**B1XXBA29**

**Explanation:**

Service Processor Firmware encountered an internal error

**Response:**

The FRU callouts are calculated at the time of the failure. See the error log for the actual replacement strategy.

---

**B1XXBA2A****Explanation:**

Service Processor Firmware encountered an internal error

**Response:**

The FRU callouts are calculated at the time of the failure. See the error log for the actual replacement strategy.

---

**B1XXBA2B****Explanation:**

Service Processor Firmware encountered an internal error

**Response:**

The FRU callouts are calculated at the time of the failure. See the error log for the actual replacement strategy.

---

**B1XXBA2C****Explanation:**

Service Processor Firmware encountered an internal error

**Response:**

The FRU callouts are calculated at the time of the failure. See the error log for the actual replacement strategy.

---

**B1XXBA2D****Explanation:**

Service Processor Firmware encountered an internal error

**Response:**

The FRU callouts are calculated at the time of the failure. See the error log for the actual replacement strategy.

---

**B1XXBA2E****Explanation:**

Service Processor Firmware encountered an internal error

**Response:**

The FRU callouts are calculated at the time of the failure. See the error log for the actual replacement strategy.

---

**B1XXBA2F****Explanation:**

Service Processor Firmware encountered an internal error

**Response:**

The FRU callouts are calculated at the time of the failure. See the error log for the actual replacement strategy.

---

**B1XXBA30****Explanation:**

Service Processor Firmware encountered an internal error

**Response:**

The FRU callouts are calculated at the time of the failure. See the error log for the actual replacement strategy.

---

**B1XXBA31****Explanation:**

Service Processor Firmware encountered an internal error

**Response:**

The FRU callouts are calculated at the time of the failure. See the error log for the actual replacement strategy.

---

**B1XXBA32****Explanation:**

Service Processor Firmware encountered an internal error

**Response:**

The FRU callouts are calculated at the time of the failure. See the error log for the actual replacement strategy.

---

**B1XXBA33****Explanation:**

Service Processor Firmware encountered an internal error

**Response:**

The FRU callouts are calculated at the time of the failure. See the error log for the actual replacement strategy.

---

**B1XXBA34****Explanation:**

Service Processor Firmware encountered an internal error

**Response:**

The FRU callouts are calculated at the time of the failure. See the error log for the actual replacement strategy.

---

**B1XXBA35****Explanation:**

Service Processor Firmware encountered an internal error

**Response:**

The FRU callouts are calculated at the time of the failure. See the error log for the actual replacement strategy.

---

**B1XXBA36****Explanation:**

Service Processor Firmware encountered an internal error

**Response:**

The FRU callouts are calculated at the time of the failure. See the error log for the actual replacement strategy.

---

**B1XXBA37****Explanation:**

Service Processor Firmware encountered an internal error

**Response:**

The FRU callouts are calculated at the time of the failure. See the error log for the actual replacement strategy.

---

**B1XXBA38****Explanation:**

Service Processor Firmware encountered an internal error

**Response:**

The FRU callouts are calculated at the time of the failure. See the error log for the actual replacement strategy.

---

**B1XXBA39****Explanation:**

Service Processor Firmware encountered an internal error

**Response:**

The FRU callouts are calculated at the time of the failure. See the error log for the actual replacement strategy.

---

**B1XXBA3A****Explanation:**

Service Processor Firmware encountered an internal error

**Response:**

The FRU callouts are calculated at the time of the failure. See the error log for the actual replacement strategy.

---

**B1XXBA3B****Explanation:**

Service Processor Firmware encountered an internal error that impacts the Field Core Override settings

**Response:**

The FRU callouts are calculated at the time of the failure. See the error log for the actual replacement strategy.

---

**B1XXBA3C****Explanation:**

Host terminated current boot attempt due to a critical error

**Response:**

The FRU callouts are calculated at the time of the failure. See the error log for the actual replacement strategy.

---

**B1XXBA3D****Explanation:**

Service Processor Firmware encountered an internal error

**Response:**

The FRU callouts are calculated at the time of the failure. See the error log for the actual replacement strategy.

---

**B1XXBA3E****Explanation:**

Service Processor Firmware encountered an internal error

**Response:**

The FRU callouts are calculated at the time of the failure. See the error log for the actual replacement strategy.

---

**B1XXBA3F****Explanation:**

Service Processor Firmware encountered an internal error

**Response:**

The FRU callouts are calculated at the time of the failure. See the error log for the actual replacement strategy.

---

**B1XXBA40****Explanation:**

Host terminated current boot attempt due to a critical error

**Response:**

The FRU callouts are calculated at the time of the failure. See the error log for the actual replacement strategy.

---

**B1XXBA41****Explanation:**

Service Processor Firmware encountered an internal error

**Response:**

The FRU callouts are calculated at the time of the failure. See the error log for the actual replacement strategy.

---

**B1XXBA42****Explanation:**

Service Processor firmware detected a problem with Direct Memory Access between Host and Service Processor

**Response:**

The FRU callouts are calculated at the time of the failure. See the error log for the actual replacement strategy.

---

**B1XXBA43****Explanation:**

Service Processor Firmware encountered an internal error

**Response:**

The FRU callouts are calculated at the time of the failure. See the error log for the actual replacement strategy.

---

**B1XXBA44****Explanation:**

Host failed to boot because there was a problem configuring Time Of Day on the Host processors

**Response:**

The FRU callouts are calculated at the time of the failure. See the error log for the actual replacement strategy.

---

**B1XXBA45****Explanation:**

Service Processor Firmware encountered an internal error

**Response:**

The FRU callouts are calculated at the time of the failure. See the error log for the actual replacement strategy.

---

**B1XXBA46****Explanation:**

Service Processor Firmware encountered an internal error

**Response:**

The FRU callouts are calculated at the time of the failure. See the error log for the actual replacement strategy.

---

**B1XXBA47****Explanation:**

Host failed to boot because there was a problem configuring Time Of Day on the Host processors

**Response:**

The FRU callouts are calculated at the time of the failure. See the error log for the actual replacement strategy.

---

**B1XXBA48****Explanation:**

Service Processor Firmware encountered an internal error

**Response:**

The FRU callouts are calculated at the time of the failure. See the error log for the actual replacement strategy.

---

**B1XXBA49****Explanation:**

Host failed to boot because there was a problem configuring Time Of Day on the Host processors

**Response:**

The FRU callouts are calculated at the time of the failure. See the error log for the actual replacement strategy.

---

**B1XXBA4A****Explanation:**

Service Processor Firmware encountered an internal error

**Response:**

The FRU callouts are calculated at the time of the failure. See the error log for the actual replacement strategy.

---

**B1XXBA4B****Explanation:**

Host failed to boot because there was a problem configuring Time Of Day on the Host processors

**Response:**

The FRU callouts are calculated at the time of the failure. See the error log for the actual replacement strategy.

---

**B1XXBA4C****Explanation:**

Service Processor Firmware encountered error while reading hardware vital product data

**Response:**

The FRU callouts are calculated at the time of the failure. See the error log for the actual replacement strategy.

---

**B1XXBA4D****Explanation:**

Service Processor Firmware encountered error while reading hardware vital product data

**Response:**

The FRU callouts are calculated at the time of the failure. See the error log for the actual replacement strategy.

---

**B1XXBA4E****Explanation:**

Service Processor Firmware lost communication with the host

**Response:**

The FRU callouts are calculated at the time of the failure. See the error log for the actual replacement strategy.

---

**B1XXBA4F****Explanation:**

Service Processor Firmware encountered an internal error

**Response:**

The FRU callouts are calculated at the time of the failure. See the error log for the actual replacement strategy.

---

**B1XXBA50****Explanation:**

Service Processor Firmware encountered an internal error

**Response:**

The FRU callouts are calculated at the time of the failure. See the error log for the actual replacement strategy.

---

**B1XXBA51****Explanation:**

Host failed to boot because there was a problem configuring Time Of Day on the Host processors

**Response:**

The FRU callouts are calculated at the time of the failure. See the error log for the actual replacement strategy.

---

**B1XXBA52****Explanation:**

Service Processor Firmware encountered an internal error

**Response:**

The FRU callouts are calculated at the time of the failure. See the error log for the actual replacement strategy.

---

**B1XXBA53****Explanation:**

Service Processor Firmware encountered an internal error

**Response:**

The FRU callouts are calculated at the time of the failure. See the error log for the actual replacement strategy.

---

**B1XXBA54****Explanation:**

Service Processor Firmware encountered an internal error

**Response:**

The FRU callouts are calculated at the time of the failure. See the error log for the actual replacement strategy.

---

**B1XXBA55****Explanation:**

Service Processor Firmware encountered an internal error

**Response:**

The FRU callouts are calculated at the time of the failure. See the error log for the actual replacement strategy.

---

**B1XXBA57****Explanation:**

Service Processor Firmware encountered an internal error

**Response:**

The FRU callouts are calculated at the time of the failure. See the error log for the actual replacement strategy.

---

**B1XXBA58****Explanation:**

Service Processor Firmware detected an invalid Logical Memory Block configuration

**Response:**

The FRU callouts are calculated at the time of the failure. See the error log for the actual replacement strategy.

---

**B1XXBA5A****Explanation:**

Host failed to boot because there was a problem configuring Time Of Day on the Host processors

**Response:**

The FRU callouts are calculated at the time of the failure. See the error log for the actual replacement strategy.

---

**B1XXBA5B****Explanation:**

Host failed to boot because there was a problem configuring Time Of Day on the Host processors

**Response:**

The FRU callouts are calculated at the time of the failure. See the error log for the actual replacement strategy.

---

**B1XXBA5C****Explanation:**

Service Processor Firmware encountered an internal error

**Response:**

The FRU callouts are calculated at the time of the failure. See the error log for the actual replacement strategy.

---

**B1XXBA5D****Explanation:**

Service Processor Firmware encountered an internal error

**Response:**

The FRU callouts are calculated at the time of the failure. See the error log for the actual replacement strategy.

---

**B1XXBA5E****Explanation:**

Service Processor Firmware encountered an internal error

**Response:**

The FRU callouts are calculated at the time of the failure. See the error log for the actual replacement strategy.

---

**B1XXBA5F****Explanation:**

Service Processor Firmware encountered an internal error

**Response:**

The FRU callouts are calculated at the time of the failure. See the error log for the actual replacement strategy.

---

**B1XXBA60****Explanation:**

Service Processor Firmware encountered an internal error

**Response:**

The FRU callouts are calculated at the time of the failure. See the error log for the actual replacement strategy.

---

**B1XXBA61****Explanation:**

Service Processor Firmware encountered an internal error

**Response:**

The FRU callouts are calculated at the time of the failure. See the error log for the actual replacement strategy.

---

**B1XXBA62****Explanation:**

Service Processor Firmware encountered an internal error

**Response:**

The FRU callouts are calculated at the time of the failure. See the error log for the actual replacement strategy.

---

**B1XXBA63****Explanation:**

Service Processor Firmware encountered an internal error

**Response:**

The FRU callouts are calculated at the time of the failure. See the error log for the actual replacement strategy.

---

**B1XXBA64****Explanation:**

Service Processor Firmware encountered an internal error

**Response:**

The FRU callouts are calculated at the time of the failure. See the error log for the actual replacement strategy.

---

**B1XXBA66****Explanation:**

Service Processor failed to boot Host

**Response:**

The FRU callouts are calculated at the time of the failure. See the error log for the actual replacement strategy.

---

**B1XXBA67****Explanation:**

Service Processor Firmware encountered an unexpected error from host

**Response:**

The FRU callouts are calculated at the time of the failure. See the error log for the actual replacement strategy.

---

**B1XXBA68****Explanation:**

Service Processor Firmware encountered an internal error

**Response:**

The FRU callouts are calculated at the time of the failure. See the error log for the actual replacement strategy.

---

**B1XXBA69****Explanation:**

Service Processor Firmware encountered an internal error

**Response:**

The FRU callouts are calculated at the time of the failure. See the error log for the actual replacement strategy.

---

**B1XXBA6A****Explanation:**

Service Processor Firmware encountered an internal error

**Response:**

The FRU callouts are calculated at the time of the failure. See the error log for the actual replacement strategy.

---

**B1XXBA6B****Explanation:**

Service Processor Firmware encountered an internal error

**Response:**

The FRU callouts are calculated at the time of the failure. See the error log for the actual replacement strategy.

---

**B1XXBA6C****Explanation:**

Host failed to boot because there was a problem configuring Time Of Day on the Host processors

**Response:**

The FRU callouts are calculated at the time of the failure. See the error log for the actual replacement strategy.

---

**B1XXBA6D****Explanation:**

Service Processor Firmware encountered an internal error

**Response:**

The FRU callouts are calculated at the time of the failure. See the error log for the actual replacement strategy.

---

**B1XXBA70****Explanation:**

Service Processor Firmware encountered error while reading hardware vital product data

**Response:**

The FRU callouts are calculated at the time of the failure. See the error log for the actual replacement strategy.

---

**B1XXBA71****Explanation:**

Service Processor Firmware encountered an internal error

**Response:**

The FRU callouts are calculated at the time of the failure. See the error log for the actual replacement strategy.

---

**B1XXBA72****Explanation:**

Service Processor Firmware encountered an internal error

**Response:**

The FRU callouts are calculated at the time of the failure. See the error log for the actual replacement strategy.

---

**B1XXBA73****Explanation:**

Service Processor Firmware encountered an internal error

**Response:**

The FRU callouts are calculated at the time of the failure. See the error log for the actual replacement strategy.

---

**B1XXBA74****Explanation:**

Service Processor Firmware encountered an internal error

**Response:**

The FRU callouts are calculated at the time of the failure. See the error log for the actual replacement strategy.

---

**B1XXBA75****Explanation:**

Service Processor Firmware encountered host chip device access failure

**Response:**

The FRU callouts are calculated at the time of the failure. See the error log for the actual replacement strategy.

---

**B1XXBA76****Explanation:**

Service Processor Firmware encountered host chip device access failure

**Response:**

The FRU callouts are calculated at the time of the failure. See the error log for the actual replacement strategy.

---

**B1XXBA77****Explanation:**

Service Processor Firmware encountered an internal error

**Response:**

The FRU callouts are calculated at the time of the failure. See the error log for the actual replacement strategy.

---

**B1XXBA78****Explanation:**

Service Processor Firmware encountered an internal error

**Response:**

The FRU callouts are calculated at the time of the failure. See the error log for the actual replacement strategy.

---

**B1XXBA79****Explanation:**

Service Processor Firmware encountered an internal error

**Response:**

The FRU callouts are calculated at the time of the failure. See the error log for the actual replacement strategy.

---

**B1XXBA7A****Explanation:**

Service Processor Firmware encountered an internal error

**Response:**

The FRU callouts are calculated at the time of the failure. See the error log for the actual replacement strategy.

---

**B1XXBA7B****Explanation:**

Service Processor Firmware encountered an internal error

**Response:**

The FRU callouts are calculated at the time of the failure. See the error log for the actual replacement strategy.

---

**B1XXBA7C****Explanation:**

Service Processor Firmware encountered an internal error

**Response:**

The FRU callouts are calculated at the time of the failure. See the error log for the actual replacement strategy.

---

**B1XXBA7D****Explanation:**

Service Processor Firmware encountered an internal error

**Response:**

The FRU callouts are calculated at the time of the failure. See the error log for the actual replacement strategy.

---

**B1XXBA7E****Explanation:**

Service Processor failed to boot Host

**Response:**

The FRU callouts are calculated at the time of the failure. See the error log for the actual replacement strategy.

---

**B1XXBA7F****Explanation:**

Service Processor Firmware encountered an internal error

**Response:**

The FRU callouts are calculated at the time of the failure. See the error log for the actual replacement strategy.

---

**B1XXBA80****Explanation:**

2-Node High Perf config detected

**Response:**

The FRU callouts are calculated at the time of the failure. See the error log for the actual replacement strategy.

---

**B1XXBA81****Explanation:**

Service Processor Firmware encountered an internal error

**Response:**

The FRU callouts are calculated at the time of the failure. See the error log for the actual replacement strategy.

---

**B1XXBA82****Explanation:**

Service Processor Firmware detected that hypervisor is not running

**Response:**

The FRU callouts are calculated at the time of the failure. See the error log for the actual replacement strategy.



---

**B1XXBA84****Explanation:**

Service Processor Firmware encountered an internal error

**Response:**

The FRU callouts are calculated at the time of the failure. See the error log for the actual replacement strategy.

---

**B1XXBA85****Explanation:**

Service Processor Firmware encountered an internal error

**Response:**

The FRU callouts are calculated at the time of the failure. See the error log for the actual replacement strategy.

---

**B1XXBA86****Explanation:**

Service Processor Firmware encountered an internal error

**Response:**

The FRU callouts are calculated at the time of the failure. See the error log for the actual replacement strategy.

---

**B1XXBA87****Explanation:**

Service Processor Firmware encountered an internal error

**Response:**

The FRU callouts are calculated at the time of the failure. See the error log for the actual replacement strategy.

---

**B1XXBA88****Explanation:**

Service Processor Firmware encountered an internal error

**Response:**

The FRU callouts are calculated at the time of the failure. See the error log for the actual replacement strategy.

---

**B1XXBA89****Explanation:**

Service Processor Firmware encountered an internal error

**Response:**

The FRU callouts are calculated at the time of the failure. See the error log for the actual replacement strategy.

---

**B1XXBA8D****Explanation:**

Service Processor Firmware encountered an internal error

**Response:**

The FRU callouts are calculated at the time of the failure. See the error log for the actual replacement strategy.

---

**B1XXBA8F****Explanation:**

Service Processor Firmware encountered an internal error

**Response:**

The FRU callouts are calculated at the time of the failure. See the error log for the actual replacement strategy.

---

**B1XXBA90****Explanation:**

Service Processor Firmware encountered error while reading hardware vital product data

**Response:**

The FRU callouts are calculated at the time of the failure. See the error log for the actual replacement strategy.

---

**B1XXBA91****Explanation:**

Service Processor Firmware detected unrecognized hardware

**Response:**

The FRU callouts are calculated at the time of the failure. See the error log for the actual replacement strategy.

---

**B1XXBA92****Explanation:**

Service Processor Firmware detected unrecognized hardware

**Response:**

The FRU callouts are calculated at the time of the failure. See the error log for the actual replacement strategy.

---

**B1XXBA93****Explanation:**

Service Processor Firmware detected unrecognized hardware

**Response:**

The FRU callouts are calculated at the time of the failure. See the error log for the actual replacement strategy.

---

**B1XXBA94****Explanation:**

Service Processor Firmware encountered an internal error

**Response:**

The FRU callouts are calculated at the time of the failure. See the error log for the actual replacement strategy.

---

**B1XXBA95****Explanation:**

Service Processor Firmware found that mandatory FRU(s) are not installed

**Response:**

The FRU callouts are calculated at the time of the failure. See the error log for the actual replacement strategy.

---

**B1XXBA96****Explanation:**

Service Processor Firmware encountered an internal error

**Response:**

The FRU callouts are calculated at the time of the failure. See the error log for the actual replacement strategy.

---

**B1XXBA97****Explanation:**

Service Processor Firmware encountered an internal error

**Response:**

The FRU callouts are calculated at the time of the failure. See the error log for the actual replacement strategy.

---

**B1XXBA98****Explanation:**

Service Processor Firmware encountered an internal error

**Response:**

The FRU callouts are calculated at the time of the failure. See the error log for the actual replacement strategy.

---

**B1XXBA99****Explanation:**

Service Processor Firmware encountered an internal error

**Response:**

The FRU callouts are calculated at the time of the failure. See the error log for the actual replacement strategy.

---

**B1XXBA9A****Explanation:**

Service Processor Firmware encountered an internal error

**Response:**

The FRU callouts are calculated at the time of the failure. See the error log for the actual replacement strategy.

---

**B1XXBA9B****Explanation:**

Service Processor Firmware encountered an internal error

**Response:**

The FRU callouts are calculated at the time of the failure. See the error log for the actual replacement strategy.

---

**B1XXBA9C****Explanation:**

Service Processor Firmware encountered an internal error

**Response:**

The FRU callouts are calculated at the time of the failure. See the error log for the actual replacement strategy.

---

**B1XXBA9D****Explanation:**

Service Processor Firmware encountered an internal error

**Response:**

The FRU callouts are calculated at the time of the failure. See the error log for the actual replacement strategy.

---

**B1XXBA9E****Explanation:**

Service Processor Firmware encountered an internal error

**Response:**

The FRU callouts are calculated at the time of the failure. See the error log for the actual replacement strategy.

---

**B1XXBA9F****Explanation:**

Service Processor Firmware encountered an internal error

**Response:**

The FRU callouts are calculated at the time of the failure. See the error log for the actual replacement strategy.

---

**B1XXBAA0****Explanation:**

Service Processor Firmware encountered an internal error

**Response:**

The FRU callouts are calculated at the time of the failure. See the error log for the actual replacement strategy.

---

**B1XXBAA1****Explanation:**

Service Processor Firmware encountered an internal error

**Response:**

The FRU callouts are calculated at the time of the failure. See the error log for the actual replacement strategy.

---

**B1XXBAA2****Explanation:**

Service Processor Firmware encountered an internal error

**Response:**

The FRU callouts are calculated at the time of the failure. See the error log for the actual replacement strategy.

---

**B1XXBAA3****Explanation:**

Service Processor Firmware encountered an internal error

**Response:**

The FRU callouts are calculated at the time of the failure. See the error log for the actual replacement strategy.

---

**B1XXBAA4****Explanation:**

Service Processor Firmware encountered an internal error

**Response:**

The FRU callouts are calculated at the time of the failure. See the error log for the actual replacement strategy.

---

**B1XXBAA6****Explanation:**

Service Processor Firmware encountered an internal error

**Response:**

The FRU callouts are calculated at the time of the failure. See the error log for the actual replacement strategy.

---

**B1XXBAA7****Explanation:**

Service Processor Firmware encountered an internal error.

**Response:**

The FRU callouts are calculated at the time of the failure. See the error log for the actual replacement strategy.

---

**B1XXBAA8****Explanation:**

Service Processor failed to boot Host

**Response:**

The FRU callouts are calculated at the time of the failure. See the error log for the actual replacement strategy.

---

**B1XXBAA9****Explanation:**

Service Processor Firmware encountered an internal error

**Response:**

The FRU callouts are calculated at the time of the failure. See the error log for the actual replacement strategy.

---

**B1XXBAAA****Explanation:**

The redundant Service Processor was asked to boot the host

**Response:**

The FRU callouts are calculated at the time of the failure. See the error log for the actual replacement strategy.

---

**B1XXBAAB****Explanation:**

Service Processor Firmware lost communication with the host

**Response:**

The FRU callouts are calculated at the time of the failure. See the error log for the actual replacement strategy.

---

**B1XXBAAC****Explanation:**

Service Processor Firmware encountered an internal error

**Response:**

The FRU callouts are calculated at the time of the failure. See the error log for the actual replacement strategy.

---

**B1XXBAAD**

**Explanation:**

Service Processor Firmware encountered an internal error.

**Response:**

The FRU callouts are calculated at the time of the failure. See the error log for the actual replacement strategy.

---

**B1XXBAAE****Explanation:**

Service Processor Firmware encountered an internal error

**Response:**

The FRU callouts are calculated at the time of the failure. See the error log for the actual replacement strategy.

---

**B1XXBAAF****Explanation:**

Service Processor Firmware encountered an internal error

**Response:**

The FRU callouts are calculated at the time of the failure. See the error log for the actual replacement strategy.

---

**B1XXBAB0****Explanation:**

Service Processor Firmware encountered an internal error

**Response:**

The FRU callouts are calculated at the time of the failure. See the error log for the actual replacement strategy.

---

**B1XXBAB1****Explanation:**

Service Processor Firmware encountered an internal error

**Response:**

The FRU callouts are calculated at the time of the failure. See the error log for the actual replacement strategy.

---

**B1XXBAB2****Explanation:**

Service Processor Firmware encountered an internal error

**Response:**

The FRU callouts are calculated at the time of the failure. See the error log for the actual replacement strategy.

---

**B1XXBAB3****Explanation:**

Service Processor Firmware encountered an internal error

**Response:**

The FRU callouts are calculated at the time of the failure. See the error log for the actual replacement strategy.

---

**B1XXBAB4****Explanation:**

Service Processor Firmware encountered an internal error

**Response:**

The FRU callouts are calculated at the time of the failure. See the error log for the actual replacement strategy.

---

**B1XXBAB5****Explanation:**

Service Processor Firmware could not detect any nodes present on the system

**Response:**

The FRU callouts are calculated at the time of the failure. See the error log for the actual replacement strategy.

---

**B1XXBAB6****Explanation:**

Service Processor Firmware encountered an internal error

**Response:**

The FRU callouts are calculated at the time of the failure. See the error log for the actual replacement strategy.

---

**B1XXBAB7****Explanation:**

Service Processor Firmware encountered an internal error

**Response:**

The FRU callouts are calculated at the time of the failure. See the error log for the actual replacement strategy.

---

**B1XXBAB8****Explanation:**

Service Processor Firmware will fail the boot as an abort request was received

**Response:**

The FRU callouts are calculated at the time of the failure. See the error log for the actual replacement strategy.

---

**B1XXBAB9****Explanation:**

Service Processor Firmware will fail the boot as an abort request was received

**Response:**

The FRU callouts are calculated at the time of the failure. See the error log for the actual replacement strategy.

---

**B1XXBABA**

**Explanation:**

Service Processor Firmware encountered an internal error

**Response:**

The FRU callouts are calculated at the time of the failure. See the error log for the actual replacement strategy.

---

**B1XXBABB**

**Explanation:**

Host failed to boot because there was a problem configuring Time Of Day on the Host processors.

**Response:**

The FRU callouts are calculated at the time of the failure. See the error log for the actual replacement strategy.

---

**B1XXBABC**

**Explanation:**

There was a problem in configuring Time Of Day on the Host processor.

**Response:**

The FRU callouts are calculated at the time of the failure. See the error log for the actual replacement strategy.

---

**B1XXBABD**

**Explanation:**

There was a problem in configuring Time Of Day on the Host processor.

**Response:**

The FRU callouts are calculated at the time of the failure. See the error log for the actual replacement strategy.

---

**B1XXBABE**

**Explanation:**

Firmware failed to determine the clock status, as a result some of the callouts added via subsequent error logs might not be correct.

**Response:**

The FRU callouts are calculated at the time of the failure. See the error log for the actual replacement strategy.

---

**B1XXBABF**

**Explanation:**

One or more cable faults detected between clock(s) and node(s)

**Response:**

The FRU callouts are calculated at the time of the failure. See the error log for the actual replacement strategy.

---

**B1XXBAC0**

**Explanation:**

Service Processor Firmware encountered an internal error

**Response:**

The FRU callouts are calculated at the time of the failure. See the error log for the actual replacement strategy.

---

**B1XXBAC1**

**Explanation:**

Service Processor Firmware encountered an internal error.

**Response:**

The FRU callouts are calculated at the time of the failure. See the error log for the actual replacement strategy.

---

**B1XXBAC2**

**Explanation:**

Service Processor Firmware encountered an internal error

**Response:**

The FRU callouts are calculated at the time of the failure. See the error log for the actual replacement strategy.

---

**B1XXBAC4**

**Explanation:**

Service Processor Firmware encountered an internal error

**Response:**

The FRU callouts are calculated at the time of the failure. See the error log for the actual replacement strategy.

---

**B1XXBAC7**

**Explanation:**

Service Processor Firmware encountered error while updating hardware vital product data.

**Response:**

The FRU callouts are calculated at the time of the failure. See the error log for the actual replacement strategy.

---

**B1XXBACB**

**Explanation:**

Service Processor Firmware encountered an internal error

**Response:**

The FRU callouts are calculated at the time of the failure. See the error log for the actual replacement strategy.

---

**B1XXBACC**

**Explanation:**

Service Processor Firmware encountered an internal error

**Response:**

The FRU callouts are calculated at the time of the failure. See the error log for the actual replacement strategy.

---

**B1XXBACD**

**Explanation:**

Service Processor Firmware encountered an internal error

**Response:**

The FRU callouts are calculated at the time of the failure. See the error log for the actual replacement strategy.

---

**B1XXBACE**

**Explanation:**

Service Processor Firmware encountered an internal error

**Response:**

The FRU callouts are calculated at the time of the failure. See the error log for the actual replacement strategy.

---

**B1XXBACF**

**Explanation:**

Service Processor Firmware encountered an internal error

**Response:**

The FRU callouts are calculated at the time of the failure. See the error log for the actual replacement strategy.

---

**B1XXBAD0**

**Explanation:**

Service Processor Firmware encountered an internal error

**Response:**

The FRU callouts are calculated at the time of the failure. See the error log for the actual replacement strategy.

---

**B1XXBAD1**

**Explanation:**

Service Processor Firmware encountered an internal error

**Response:**

The FRU callouts are calculated at the time of the failure. See the error log for the actual replacement strategy.

---

**B1XXBAD2**

**Explanation:**

Service Processor Firmware encountered an internal error

**Response:**

The FRU callouts are calculated at the time of the failure. See the error log for the actual replacement strategy.

---

**B1XXBAD3**

**Explanation:**

Service Processor Firmware encountered an internal error

**Response:**

The FRU callouts are calculated at the time of the failure. See the error log for the actual replacement strategy.

---

**B1XXBAD4**

**Explanation:**

Service Processor Firmware encountered an internal error

**Response:**

The FRU callouts are calculated at the time of the failure. See the error log for the actual replacement strategy.

---

**B1XXBAD7**

**Explanation:**

Service Processor Firmware encountered an internal error

**Response:**

The FRU callouts are calculated at the time of the failure. See the error log for the actual replacement strategy.

---

**B1XXBAD8**

**Explanation:**

Service Processor Firmware encountered an internal error

**Response:**

The FRU callouts are calculated at the time of the failure. See the error log for the actual replacement strategy.

---

**B1XXBAD9**

**Explanation:**

Service Processor Firmware encountered an internal error

**Response:**

The FRU callouts are calculated at the time of the failure. See the error log for the actual replacement strategy.

---

**B1XXBADA**

**Explanation:**

Service Processor Firmware encountered an internal error

**Response:**

The FRU callouts are calculated at the time of the failure. See the error log for the actual replacement strategy.

---

**B1XXBADB**

**Explanation:**

Service Processor Firmware encountered an internal error

**Response:**

The FRU callouts are calculated at the time of the failure. See the error log for the actual replacement strategy.

---

**B1XXBAE3**

**Explanation:**

Service Processor Firmware encountered a critical error and the System will terminate.

**Response:**

The FRU callouts are calculated at the time of the failure. See the error log for the actual replacement strategy.

---

**B1XXBAE6**

**Explanation:**

Service Processor Firmware encountered an internal error

**Response:**

The FRU callouts are calculated at the time of the failure. See the error log for the actual replacement strategy.

---

**B1XXBAE7**

**Explanation:**

Service Processor Firmware encountered an internal error

**Response:**

The FRU callouts are calculated at the time of the failure. See the error log for the actual replacement strategy.

---

**B1XXBAE8**

**Explanation:**

Service Processor Firmware encountered an internal error

**Response:**

The FRU callouts are calculated at the time of the failure. See the error log for the actual replacement strategy.

---

**B1XXBAE9**

**Explanation:**

Service Processor Firmware encountered an internal error

**Response:**

The FRU callouts are calculated at the time of the failure. See the error log for the actual replacement strategy.

---

**B1XXBAF0**

**Explanation:**

Service Processor Firmware encountered an internal error

**Response:**

The FRU callouts are calculated at the time of the failure. See the error log for the actual replacement strategy.

---

**B1XXBAF1**

**Explanation:**

Service Processor Firmware detected a power disturbance

**Response:**

The FRU callouts are calculated at the time of the failure. See the error log for the actual replacement strategy.

---

**B1XXBAF2**

**Explanation:**

Service Processor Firmware detected a power disturbance

**Response:**

The FRU callouts are calculated at the time of the failure. See the error log for the actual replacement strategy.

---

**B1XXBAF3**

**Explanation:**

Service Processor Firmware encountered an internal error

**Response:**

The FRU callouts are calculated at the time of the failure. See the error log for the actual replacement strategy.

---

**B1XXBAF4**

**Explanation:**

Service Processor Firmware encountered an internal error

**Response:**

The FRU callouts are calculated at the time of the failure. See the error log for the actual replacement strategy.

---

**B1XXBAF5**

**Explanation:**

Hardware error was encountered because of clock failure.

**Response:**

The FRU callouts are calculated at the time of the failure. See the error log for the actual replacement strategy.

---

**B1XXBAF7**

**Explanation:**

Service Processor Firmware encountered an internal error

**Response:**

The FRU callouts are calculated at the time of the failure. See the error log for the actual replacement strategy.

---

**B1XXBC01**

**Explanation:**

Service Processor Firmware encountered an internal error

**Response:**

The FRU callouts are calculated at the time of the failure. See the error log for the actual replacement strategy.

---

**B1XXBC02**

**Explanation:**

Service Processor Firmware encountered an internal error

**Response:**

The FRU callouts are calculated at the time of the failure. See the error log for the actual replacement strategy.

---

**B1XXBC03**

**Explanation:**

Service Processor Firmware encountered an internal error

**Response:**

The FRU callouts are calculated at the time of the failure. See the error log for the actual replacement strategy.

---

**B1XXBC04**

**Explanation:**

Service Processor Firmware encountered an internal error

**Response:**

The FRU callouts are calculated at the time of the failure. See the error log for the actual replacement strategy.

---

**B1XXBC05**

**Explanation:**

Service Processor Firmware encountered an internal error

**Response:**

The FRU callouts are calculated at the time of the failure. See the error log for the actual replacement strategy.

---

**B1XXBC06**

**Explanation:**

Service Processor Firmware encountered an internal error

**Response:**

The FRU callouts are calculated at the time of the failure. See the error log for the actual replacement strategy.

---

**B1XXBC07**

**Explanation:**

Service Processor Firmware encountered an internal error

**Response:**

The FRU callouts are calculated at the time of the failure. See the error log for the actual replacement strategy.

---

**B1XXBC08**

**Explanation:**

Service Processor Firmware encountered an internal error

**Response:**

The FRU callouts are calculated at the time of the failure. See the error log for the actual replacement strategy.

---

**B1XXBC09**

**Explanation:**

Service Processor Firmware encountered an internal error

**Response:**

The FRU callouts are calculated at the time of the failure. See the error log for the actual replacement strategy.

---

**B1XXBC0A**

**Explanation:**



Service Processor Firmware encountered an internal error

**Response:**

The FRU callouts are calculated at the time of the failure. See the error log for the actual replacement strategy.

---

**B1XXBC0C**

**Explanation:**

Service Processor Firmware encountered an internal error

**Response:**

The FRU callouts are calculated at the time of the failure. See the error log for the actual replacement strategy.

---

**B1XXBC0F**

**Explanation:**

Service Processor Firmware encountered an internal error

**Response:**

The FRU callouts are calculated at the time of the failure. See the error log for the actual replacement strategy.

---

**B1XXBC10**

**Explanation:**

Service Processor Firmware encountered an internal error

**Response:**

The FRU callouts are calculated at the time of the failure. See the error log for the actual replacement strategy.

---

**B1XXBC11**

**Explanation:**

Service Processor Firmware encountered an internal error

**Response:**

The FRU callouts are calculated at the time of the failure. See the error log for the actual replacement strategy.

---

**B1XXBC12**

**Explanation:**

Service Processor Firmware encountered an internal error

**Response:**

The FRU callouts are calculated at the time of the failure. See the error log for the actual replacement strategy.

---

**B1XXBC13**

**Explanation:**

Service Processor Firmware encountered an internal error

**Response:**

The FRU callouts are calculated at the time of the failure. See the error log for the actual replacement strategy.

---

**B1XXBC14**

**Explanation:**

Service Processor Firmware encountered an internal error

**Response:**

The FRU callouts are calculated at the time of the failure. See the error log for the actual replacement strategy.

---

**B1XXBC15**

**Explanation:**

Service Processor Firmware encountered error while reading hardware vital product data

**Response:**

The FRU callouts are calculated at the time of the failure. See the error log for the actual replacement strategy.

---

**B1XXBE01**

**Explanation:**

Service Processor Firmware encountered an internal error

**Response:**

The FRU callouts are calculated at the time of the failure. See the error log for the actual replacement strategy.

---

**B1XXBE02**

**Explanation:**

Service Processor Firmware encountered an internal error

**Response:**

The FRU callouts are calculated at the time of the failure. See the error log for the actual replacement strategy.

---

**B1XXBE03**

**Explanation:**

Service Processor Firmware encountered an internal error

**Response:**

The FRU callouts are calculated at the time of the failure. See the error log for the actual replacement strategy.

---

**B1XXBE04**

**Explanation:**

Service Processor Firmware encountered an internal error

**Response:**

The FRU callouts are calculated at the time of the failure. See the error log for the actual replacement strategy.

---

**B1XXBE05**

**Explanation:**

Service Processor Firmware encountered an internal error

**Response:**

The FRU callouts are calculated at the time of the failure. See the error log for the actual replacement strategy.

---

**B1XXBE06**

**Explanation:**

Service Processor Firmware encountered an internal error

**Response:**

The FRU callouts are calculated at the time of the failure. See the error log for the actual replacement strategy.

---

**B1XXBE07**

**Explanation:**

Service Processor Firmware encountered an internal error

**Response:**

The FRU callouts are calculated at the time of the failure. See the error log for the actual replacement strategy.

---

**B1XXBE08**

**Explanation:**

Service Processor Firmware encountered an internal error

**Response:**

The FRU callouts are calculated at the time of the failure. See the error log for the actual replacement strategy.

---

**B1XXBE09**

**Explanation:**

Service Processor Firmware encountered an internal error

**Response:**

The FRU callouts are calculated at the time of the failure. See the error log for the actual replacement strategy.

---

**B1XXBE0A**

**Explanation:**

Service Processor Firmware encountered an internal error

**Response:**

The FRU callouts are calculated at the time of the failure. See the error log for the actual replacement strategy.

---

**B1XXBE0B**

**Explanation:**

Service Processor Firmware encountered an internal error

**Response:**

The FRU callouts are calculated at the time of the failure. See the error log for the actual replacement strategy.

---

**B1XXBE0C**

**Explanation:**

Service Processor Firmware encountered an internal error

**Response:**

The FRU callouts are calculated at the time of the failure. See the error log for the actual replacement strategy.

---

**B1XXBE0D**

**Explanation:**

Service Processor Firmware encountered an internal error

**Response:**

The FRU callouts are calculated at the time of the failure. See the error log for the actual replacement strategy.

---

**B1XXBE0E**

**Explanation:**

Service Processor Firmware encountered an internal error

**Response:**

The FRU callouts are calculated at the time of the failure. See the error log for the actual replacement strategy.

---

**B1XXBE0F**

**Explanation:**

Service Processor Firmware encountered an internal error

**Response:**

The FRU callouts are calculated at the time of the failure. See the error log for the actual replacement strategy.

---

**B1XXBE10**

**Explanation:**

Service Processor Firmware encountered an internal error

**Response:**

The FRU callouts are calculated at the time of the failure. See the error log for the actual replacement strategy.

---

**B1XXBE11**

**Explanation:**

Service Processor Firmware encountered an internal error

**Response:**

The FRU callouts are calculated at the time of the failure. See the error log for the actual replacement strategy.

---

**B1XXBE12**

**Explanation:**

Service Processor Firmware encountered an internal error

**Response:**

The FRU callouts are calculated at the time of the failure. See the error log for the actual replacement strategy.

---

**B1XXBE13**

**Explanation:**

Service Processor Firmware encountered an internal error

**Response:**

The FRU callouts are calculated at the time of the failure. See the error log for the actual replacement strategy.

---

**B1XXBE14**

**Explanation:**

Service Processor Firmware encountered an internal error

**Response:**

The FRU callouts are calculated at the time of the failure. See the error log for the actual replacement strategy.

---

**B1XXBE15**

**Explanation:**

Service Processor Firmware encountered an internal error

**Response:**

The FRU callouts are calculated at the time of the failure. See the error log for the actual replacement strategy.

---

**B1XXBE16**

**Explanation:**

Service Processor Firmware encountered an internal error

**Response:**

The FRU callouts are calculated at the time of the failure. See the error log for the actual replacement strategy.

---

**B1XXBE17**

**Explanation:**

Service Processor Firmware encountered an internal error

**Response:**

The FRU callouts are calculated at the time of the failure. See the error log for the actual replacement strategy.

---

**B1XXBE18**

**Explanation:**

Service Processor Firmware encountered an internal error

**Response:**

The FRU callouts are calculated at the time of the failure. See the error log for the actual replacement strategy.

---

**B1XXBE19**

**Explanation:**

Service Processor Firmware encountered an internal error

**Response:**

The FRU callouts are calculated at the time of the failure. See the error log for the actual replacement strategy.

---

**B1XXBE1A**

**Explanation:**

Service Processor Firmware encountered an internal error

**Response:**

The FRU callouts are calculated at the time of the failure. See the error log for the actual replacement strategy.

---

**B1XXBE1B**

**Explanation:**

Service Processor Firmware encountered an internal error

**Response:**

The FRU callouts are calculated at the time of the failure. See the error log for the actual replacement strategy.

---

**B1XXBE1C**

**Explanation:**

Service Processor Firmware encountered an internal error

**Response:**

The FRU callouts are calculated at the time of the failure. See the error log for the actual replacement strategy.

---

**B1XXBE1D**

**Explanation:**

Service Processor Firmware encountered an internal error

**Response:**

The FRU callouts are calculated at the time of the failure. See the error log for the actual replacement strategy.

---

**B1XXBE1E**

**Explanation:**

Service Processor Firmware encountered an internal error

**Response:**

The FRU callouts are calculated at the time of the failure. See the error log for the actual replacement strategy.

---

**B1XXBE1F**

**Explanation:**

Service Processor Firmware encountered an internal error

**Response:**

The FRU callouts are calculated at the time of the failure. See the error log for the actual replacement strategy.

---

**B1XXBE20**

**Explanation:**

Service Processor Firmware encountered an internal error

**Response:**

The FRU callouts are calculated at the time of the failure. See the error log for the actual replacement strategy.

---

**B1XXBE21**

**Explanation:**

Service Processor Firmware encountered an internal error

**Response:**

The FRU callouts are calculated at the time of the failure. See the error log for the actual replacement strategy.

---

**B1XXBE22**

**Explanation:**

Service Processor Firmware encountered an internal error

**Response:**

The FRU callouts are calculated at the time of the failure. See the error log for the actual replacement strategy.

---

**B1XXBE23**

**Explanation:**

Service Processor Firmware encountered an internal error

**Response:**

The FRU callouts are calculated at the time of the failure. See the error log for the actual replacement strategy.

---

**B1XXBE24**

**Explanation:**

Service Processor Firmware encountered an internal error

**Response:**

The FRU callouts are calculated at the time of the failure. See the error log for the actual replacement strategy.

---

**B1XXBE25**

**Explanation:**

Service Processor Firmware encountered an internal error

**Response:**

The FRU callouts are calculated at the time of the failure. See the error log for the actual replacement strategy.

---

**B1XXBE26**

**Explanation:**

Service Processor Firmware encountered an internal error

**Response:**

The FRU callouts are calculated at the time of the failure. See the error log for the actual replacement strategy.

---

**B1XXBE27**

**Explanation:**

Service Processor Firmware encountered an internal error

**Response:**

The FRU callouts are calculated at the time of the failure. See the error log for the actual replacement strategy.

---

**B1XXBE28**

**Explanation:**

Service Processor Firmware encountered an internal error

**Response:**

The FRU callouts are calculated at the time of the failure. See the error log for the actual replacement strategy.

---

**B1XXCC52**

**Explanation:**

The clock card listed had an error

**Response:**

The FRU callouts are calculated at the time of the failure. See the error log for the actual replacement strategy.

---

**B1XXCC60**

**Explanation:**

The clock card listed is non functional.

**Response:**

The FRU callouts are calculated at the time of the failure. See the error log for the actual replacement strategy.

---

**B1XXCC61**

**Explanation:**

The clock card listed had an error

**Response:**

The FRU callouts are calculated at the time of the failure. See the error log for the actual replacement strategy.

---

**B1XXCC62**

**Explanation:**

The clock card listed had an error causing the clock source to switch.

**Response:**

The FRU callouts are calculated at the time of the failure. See the error log for the actual replacement strategy.

---

**B1XXCC64**

**Explanation:**

There was an error determining the clock target from the indicated card set.

**Response:**

The FRU callouts are calculated at the time of the failure. See the error log for the actual replacement strategy.

---

**B1XXCC65**

**Explanation:**

To avoid user data section truncation new error log created.

**Response:**

The FRU callouts are calculated at the time of the failure. See the error log for the actual replacement strategy.

---

**B1XXCC66**

**Explanation:**

The clock card listed, recovered from the LOL event after re-powering on.

**Response:**

The FRU callouts are calculated at the time of the failure. See the error log for the actual replacement strategy.

---

**B1XXCC67**

**Explanation:**

To avoid user data section truncation new error log created.

**Response:**

The FRU callouts are calculated at the time of the failure. See the error log for the actual replacement strategy.

---

**B1XXCC69**

**Explanation:**

There was an error returned from internal DCC function

**Response:**

The FRU callouts are calculated at the time of the failure. See the error log for the actual replacement strategy.

---

**B1XXCCCC**

**Explanation:**

Informational error to house clock debug info

**Response:**

The FRU callouts are calculated at the time of the failure. See the error log for the actual replacement strategy.

---

**B1XXCCDA**

**Explanation:**

Periodic snapshot of clock debug info

**Response:**

The FRU callouts are calculated at the time of the failure. See the error log for the actual replacement strategy.

---

**B1XXCCDB**

**Explanation:**

Util memory related error occurred while either adding user data or parsing error data.

**Response:**

The FRU callouts are calculated at the time of the failure. See the error log for the actual replacement strategy.

---

**B1XXCCDC****Explanation:**

Util memory related error occurred while either adding user data or parsing error data.

**Response:**

The FRU callouts are calculated at the time of the failure. See the error log for the actual replacement strategy.

---

**B1XXDA01****Explanation:**

Service Processor Firmware encountered host chip device access failure

**Response:**

The FRU callouts are calculated at the time of the failure. See the error log for the actual replacement strategy.

---

**B1XXDA02****Explanation:**

Service Processor Firmware encountered host chip device access failure

**Response:**

The FRU callouts are calculated at the time of the failure. See the error log for the actual replacement strategy.

---

**B1XXDA03****Explanation:**

Service Processor Firmware encountered host chip device access failure

**Response:**

The FRU callouts are calculated at the time of the failure. See the error log for the actual replacement strategy.

---

**B1XXDA04****Explanation:**

Service Processor Firmware encountered host chip device access failure

**Response:**

The FRU callouts are calculated at the time of the failure. See the error log for the actual replacement strategy.

---

**B1XXDA05****Explanation:**

Service Processor Firmware encountered host chip device access failure

**Response:**

The FRU callouts are calculated at the time of the failure. See the error log for the actual replacement strategy.

---

---

**B1XXDA06****Explanation:**

Service Processor Firmware encountered an internal error

**Response:**

The FRU callouts are calculated at the time of the failure. See the error log for the actual replacement strategy.

---

**B1XXDA08****Explanation:**

Service Processor Firmware encountered an internal error

**Response:**

The FRU callouts are calculated at the time of the failure. See the error log for the actual replacement strategy.

---

**B1XXDA0A****Explanation:**

Service Processor Firmware encountered an internal error

**Response:**

The FRU callouts are calculated at the time of the failure. See the error log for the actual replacement strategy.

---

**B1XXDA0B****Explanation:**

Service Processor Firmware encountered an internal error

**Response:**

The FRU callouts are calculated at the time of the failure. See the error log for the actual replacement strategy.

---

**B1XXDA0C****Explanation:**

Service Processor Firmware encountered an internal error

**Response:**

The FRU callouts are calculated at the time of the failure. See the error log for the actual replacement strategy.

---

**B1XXDA0D****Explanation:**

Service Processor Firmware encountered an internal error

**Response:**

The FRU callouts are calculated at the time of the failure. See the error log for the actual replacement strategy.

---

---

**B1XXDA0E****Explanation:**

Service Processor Firmware encountered an internal error

**Response:**

The FRU callouts are calculated at the time of the failure. See the error log for the actual replacement strategy.

---

**B1XXDA0F****Explanation:**

Service Processor Firmware encountered an internal error

**Response:**

The FRU callouts are calculated at the time of the failure. See the error log for the actual replacement strategy.

---

**B1XXDA10****Explanation:**

Service Processor Firmware encountered host chip device access failure

**Response:**

The FRU callouts are calculated at the time of the failure. See the error log for the actual replacement strategy.

---

**B1XXDA11****Explanation:**

Service Processor Firmware encountered an internal error

**Response:**

The FRU callouts are calculated at the time of the failure. See the error log for the actual replacement strategy.

---

**B1XXDA12****Explanation:**

Service Processor Firmware encountered an internal error

**Response:**

The FRU callouts are calculated at the time of the failure. See the error log for the actual replacement strategy.

---

**B1XXDA13****Explanation:**

Service Processor Firmware did not find a valid communication link to the host

**Response:**

The FRU callouts are calculated at the time of the failure. See the error log for the actual replacement strategy.

---

---

**B1XXDA14****Explanation:**

Service Processor Firmware did not find a valid communication link to the host

**Response:**

The FRU callouts are calculated at the time of the failure. See the error log for the actual replacement strategy.

---

**B1XXDA15****Explanation:**

Service Processor Firmware encountered an internal error

**Response:**

The FRU callouts are calculated at the time of the failure. See the error log for the actual replacement strategy.

---

**B1XXDA16****Explanation:**

Service Processor Firmware encountered an internal error

**Response:**

The FRU callouts are calculated at the time of the failure. See the error log for the actual replacement strategy.

---

**B1XXDA17****Explanation:**

Service Processor Firmware encountered an internal error

**Response:**

The FRU callouts are calculated at the time of the failure. See the error log for the actual replacement strategy.

---

**B1XXDA18****Explanation:**

Service Processor Firmware encountered an internal error

**Response:**

The FRU callouts are calculated at the time of the failure. See the error log for the actual replacement strategy.

---

**B1XXDA19****Explanation:**

Service Processor Firmware did not find a valid communication link to the host

**Response:**

The FRU callouts are calculated at the time of the failure. See the error log for the actual replacement strategy.

---

---

**B1XXDA1A****Explanation:**

Service Processor Firmware encountered an internal error

**Response:**

The FRU callouts are calculated at the time of the failure. See the error log for the actual replacement strategy.

---

**B1XXDA1B****Explanation:**

Service Processor Firmware encountered an internal error

**Response:**

The FRU callouts are calculated at the time of the failure. See the error log for the actual replacement strategy.

---

**B1XXDA1C****Explanation:**

Service Processor Firmware encountered an internal error

**Response:**

The FRU callouts are calculated at the time of the failure. See the error log for the actual replacement strategy.

---

**B1XXDA1D****Explanation:**

Service Processor Firmware encountered an internal error

**Response:**

The FRU callouts are calculated at the time of the failure. See the error log for the actual replacement strategy.

---

**B1XXDA1E****Explanation:**

Service Processor Firmware encountered an internal error

**Response:**

The FRU callouts are calculated at the time of the failure. See the error log for the actual replacement strategy.

---

**B1XXDA1F****Explanation:**

Service Processor Firmware encountered an internal error

**Response:**

The FRU callouts are calculated at the time of the failure. See the error log for the actual replacement strategy.

---

**B1XXDA20****Explanation:**

Service Processor Firmware encountered an internal error

**Response:**

The FRU callouts are calculated at the time of the failure. See the error log for the actual replacement strategy.

---

**B1XXDA21****Explanation:**

Service Processor Firmware encountered an internal error

**Response:**

The FRU callouts are calculated at the time of the failure. See the error log for the actual replacement strategy.

---

**B1XXDA22****Explanation:**

Service Processor Firmware encountered an internal error

**Response:**

The FRU callouts are calculated at the time of the failure. See the error log for the actual replacement strategy.

---

**B1XXDA23****Explanation:**

Service Processor Firmware encountered an internal error

**Response:**

The FRU callouts are calculated at the time of the failure. See the error log for the actual replacement strategy.

---

**B1XXDA24****Explanation:**

Service Processor Firmware encountered an internal error

**Response:**

The FRU callouts are calculated at the time of the failure. See the error log for the actual replacement strategy.

---

**B1XXDA25****Explanation:**

Service Processor Firmware encountered an internal error

**Response:**

The FRU callouts are calculated at the time of the failure. See the error log for the actual replacement strategy.



---

**B1XXDA26****Explanation:**

Service Processor Firmware encountered an internal error

**Response:**

The FRU callouts are calculated at the time of the failure. See the error log for the actual replacement strategy.

---

**B1XXDA27****Explanation:**

Service Processor Firmware encountered an internal error

**Response:**

The FRU callouts are calculated at the time of the failure. See the error log for the actual replacement strategy.

---

**B1XXDA28****Explanation:**

Service Processor Firmware encountered an internal error

**Response:**

The FRU callouts are calculated at the time of the failure. See the error log for the actual replacement strategy.

---

**B1XXDA29****Explanation:**

Service Processor Firmware encountered an internal error

**Response:**

The FRU callouts are calculated at the time of the failure. See the error log for the actual replacement strategy.

---

**B1XXDA2A****Explanation:**

Service Processor Firmware encountered an internal error

**Response:**

The FRU callouts are calculated at the time of the failure. See the error log for the actual replacement strategy.

---

**B1XXDA2B****Explanation:**

Service Processor Firmware encountered an internal error

**Response:**

The FRU callouts are calculated at the time of the failure. See the error log for the actual replacement strategy.

---

**B1XXDA2C****Explanation:**

Service Processor Firmware encountered an internal error

**Response:**

The FRU callouts are calculated at the time of the failure. See the error log for the actual replacement strategy.

---

**B1XXDA2D****Explanation:**

Service Processor Firmware encountered an internal error

**Response:**

The FRU callouts are calculated at the time of the failure. See the error log for the actual replacement strategy.

---

**B1XXDA2E****Explanation:**

Service Processor Firmware encountered an internal error

**Response:**

The FRU callouts are calculated at the time of the failure. See the error log for the actual replacement strategy.

---

**B1XXDA2F****Explanation:**

Service Processor Firmware encountered an internal error

**Response:**

The FRU callouts are calculated at the time of the failure. See the error log for the actual replacement strategy.

---

**B1XXDA30****Explanation:**

Service Processor Firmware encountered host chip device access failure

**Response:**

The FRU callouts are calculated at the time of the failure. See the error log for the actual replacement strategy.

---

**B1XXDA31****Explanation:**

Service Processor Firmware encountered an internal error

**Response:**

The FRU callouts are calculated at the time of the failure. See the error log for the actual replacement strategy.

---

**B1XXDA32****Explanation:**

Service Processor Firmware encountered an internal error

**Response:**

The FRU callouts are calculated at the time of the failure. See the error log for the actual replacement strategy.

---

**B1XXDA33****Explanation:**

Service Processor Firmware encountered an internal error

**Response:**

The FRU callouts are calculated at the time of the failure. See the error log for the actual replacement strategy.

---

**B1XXDA34****Explanation:**

Service Processor Firmware encountered an internal error

**Response:**

The FRU callouts are calculated at the time of the failure. See the error log for the actual replacement strategy.

---

**B1XXDA35****Explanation:**

Service Processor Firmware encountered an internal error

**Response:**

The FRU callouts are calculated at the time of the failure. See the error log for the actual replacement strategy.

---

**B1XXDA36****Explanation:**

Service Processor Firmware encountered an internal error

**Response:**

The FRU callouts are calculated at the time of the failure. See the error log for the actual replacement strategy.

---

**B1XXDA37****Explanation:**

Service Processor Firmware encountered an internal error

**Response:**

The FRU callouts are calculated at the time of the failure. See the error log for the actual replacement strategy.

---

**B1XXDA38****Explanation:**

Service Processor Firmware encountered an internal error

**Response:**

The FRU callouts are calculated at the time of the failure. See the error log for the actual replacement strategy.

---

**B1XXDA39****Explanation:**

Service Processor Firmware encountered an internal error

**Response:**

The FRU callouts are calculated at the time of the failure. See the error log for the actual replacement strategy.

---

**B1XXDA3A****Explanation:**

Service Processor Firmware encountered an internal error

**Response:**

The FRU callouts are calculated at the time of the failure. See the error log for the actual replacement strategy.

---

**B1XXDA3B****Explanation:**

Service Processor Firmware did not find a valid communication link to the host

**Response:**

The FRU callouts are calculated at the time of the failure. See the error log for the actual replacement strategy.

---

**B1XXDA3C****Explanation:**

Service Processor Firmware encountered an internal error

**Response:**

The FRU callouts are calculated at the time of the failure. See the error log for the actual replacement strategy.

---

**B1XXDA3D****Explanation:**

Service Processor Firmware encountered an internal error

**Response:**

The FRU callouts are calculated at the time of the failure. See the error log for the actual replacement strategy.

---

**B1XXDA3E****Explanation:**

Service Processor Firmware encountered an internal error

**Response:**

The FRU callouts are calculated at the time of the failure. See the error log for the actual replacement strategy.

---

**B1XXDA3F****Explanation:**

Service Processor Firmware encountered an internal error

**Response:**

The FRU callouts are calculated at the time of the failure. See the error log for the actual replacement strategy.

---

**B1XXDA40****Explanation:**

Service Processor Firmware encountered an internal error

**Response:**

The FRU callouts are calculated at the time of the failure. See the error log for the actual replacement strategy.

---

**B1XXDA41****Explanation:**

Service Processor Firmware encountered host chip device access failure

**Response:**

The FRU callouts are calculated at the time of the failure. See the error log for the actual replacement strategy.

---

**B1XXDA42****Explanation:**

Service Processor Firmware encountered an internal error

**Response:**

The FRU callouts are calculated at the time of the failure. See the error log for the actual replacement strategy.

---

**B1XXDA43****Explanation:**

Service Processor Firmware encountered an internal error

**Response:**

The FRU callouts are calculated at the time of the failure. See the error log for the actual replacement strategy.

---

**B1XXDA44****Explanation:**

Service Processor Firmware encountered an internal error

**Response:**

The FRU callouts are calculated at the time of the failure. See the error log for the actual replacement strategy.

---

**B1XXDA45****Explanation:**

Service Processor Firmware encountered host chip device access failure

**Response:**

The FRU callouts are calculated at the time of the failure. See the error log for the actual replacement strategy.

---

**B1XXDA46****Explanation:**

Service Processor Firmware encountered an internal error

**Response:**

The FRU callouts are calculated at the time of the failure. See the error log for the actual replacement strategy.

---

**B1XXDA47****Explanation:**

Service Processor Firmware encountered an internal error

**Response:**

The FRU callouts are calculated at the time of the failure. See the error log for the actual replacement strategy.

---

**B1XXDA48****Explanation:**

Service Processor Firmware encountered host chip device access failure

**Response:**

The FRU callouts are calculated at the time of the failure. See the error log for the actual replacement strategy.

---

**B1XXDA49****Explanation:**

Service Processor Firmware encountered an internal error

**Response:**

The FRU callouts are calculated at the time of the failure. See the error log for the actual replacement strategy.

---

**B1XXDA4A****Explanation:**

Service Processor Firmware encountered host chip device access failure

**Response:**

The FRU callouts are calculated at the time of the failure. See the error log for the actual replacement strategy.

---

**B1XXDA4B****Explanation:**

Service Processor Firmware encountered an internal error

**Response:**

The FRU callouts are calculated at the time of the failure. See the error log for the actual replacement strategy.

---

**B1XXDA4C****Explanation:**

Service Processor Firmware encountered an internal error

**Response:**

The FRU callouts are calculated at the time of the failure. See the error log for the actual replacement strategy.

---

**B1XXDA4D****Explanation:**

Service Processor Firmware encountered an internal error

**Response:**

The FRU callouts are calculated at the time of the failure. See the error log for the actual replacement strategy.

---

**B1XXDA4E****Explanation:**

Service Processor Firmware encountered an internal error

**Response:**

The FRU callouts are calculated at the time of the failure. See the error log for the actual replacement strategy.

---

**B1XXDA4F****Explanation:**

Service Processor Firmware encountered an internal error

**Response:**

The FRU callouts are calculated at the time of the failure. See the error log for the actual replacement strategy.

---

---

**B1XXDA50****Explanation:**

Service Processor Firmware encountered an internal error

**Response:**

The FRU callouts are calculated at the time of the failure. See the error log for the actual replacement strategy.

---

**B1XXDA51****Explanation:**

Service Processor Firmware encountered an internal error

**Response:**

The FRU callouts are calculated at the time of the failure. See the error log for the actual replacement strategy.

---

**B1XXDA52****Explanation:**

Service Processor Firmware encountered an internal error

**Response:**

The FRU callouts are calculated at the time of the failure. See the error log for the actual replacement strategy.

---

**B1XXDA53****Explanation:**

Service Processor Firmware encountered an internal error

**Response:**

The FRU callouts are calculated at the time of the failure. See the error log for the actual replacement strategy.

---

**B1XXDA54****Explanation:**

Service Processor Firmware encountered an internal error

**Response:**

The FRU callouts are calculated at the time of the failure. See the error log for the actual replacement strategy.

---

**B1XXDA55****Explanation:**

Service Processor Firmware encountered an internal error

**Response:**

The FRU callouts are calculated at the time of the failure. See the error log for the actual replacement strategy.

---

---

**B1XXDA56****Explanation:**

Service Processor Firmware encountered an internal error

**Response:**

The FRU callouts are calculated at the time of the failure. See the error log for the actual replacement strategy.

---

**B1XXDA58****Explanation:**

Service Processor Firmware encountered an internal error

**Response:**

The FRU callouts are calculated at the time of the failure. See the error log for the actual replacement strategy.

---

**B1XXDA59****Explanation:**

Service processor firmware encountered an internal error

**Response:**

The FRU callouts are calculated at the time of the failure. See the error log for the actual replacement strategy.

---

**B1XXDA5A****Explanation:**

Service processor firmware encountered an internal error

**Response:**

The FRU callouts are calculated at the time of the failure. See the error log for the actual replacement strategy.

---

**B1XXDA5B****Explanation:**

Service processor firmware encountered an internal error

**Response:**

The FRU callouts are calculated at the time of the failure. See the error log for the actual replacement strategy.

---

**B1XXDA5D****Explanation:**

Service processor firmware failed to boot the host due to hardware access failure

**Response:**

The FRU callouts are calculated at the time of the failure. See the error log for the actual replacement strategy.

---

**B1XXDA5E****Explanation:**

Service processor firmware failed to boot the host due to hardware access failure

**Response:**

The FRU callouts are calculated at the time of the failure. See the error log for the actual replacement strategy.

---

**B1XXDA5F****Explanation:**

Service processor firmware failed to boot the host due to hardware access failure

**Response:**

The FRU callouts are calculated at the time of the failure. See the error log for the actual replacement strategy.

---

**B1XXDA61****Explanation:**

Service Processor Firmware encountered an internal error

**Response:**

The FRU callouts are calculated at the time of the failure. See the error log for the actual replacement strategy.

---

**B1XXDA62****Explanation:**

Service Processor Firmware encountered an internal error

**Response:**

The FRU callouts are calculated at the time of the failure. See the error log for the actual replacement strategy.

---

**B1XXDA65****Explanation:**

Service Processor Firmware encountered an internal error

**Response:**

The FRU callouts are calculated at the time of the failure. See the error log for the actual replacement strategy.

---

**B1XXDA6D****Explanation:**

Service Processor Firmware encountered an internal error

**Response:**

The FRU callouts are calculated at the time of the failure. See the error log for the actual replacement strategy.

---

**B1XXDA6E****Explanation:**

Service Processor Firmware encountered an internal error

**Response:**

The FRU callouts are calculated at the time of the failure. See the error log for the actual replacement strategy.

---

**B1XXDA74****Explanation:**

Service Processor Firmware encountered an internal error

**Response:**

The FRU callouts are calculated at the time of the failure. See the error log for the actual replacement strategy.

---

**B1XXDA77****Explanation:**

Service Processor Firmware encountered an internal error

**Response:**

The FRU callouts are calculated at the time of the failure. See the error log for the actual replacement strategy.

---

**B1XXDA79****Explanation:**

Service Processor Firmware encountered an internal error

**Response:**

The FRU callouts are calculated at the time of the failure. See the error log for the actual replacement strategy.

---

**B1XXDA7B****Explanation:**

Service Processor Firmware encountered an internal error

**Response:**

The FRU callouts are calculated at the time of the failure. See the error log for the actual replacement strategy.

---

**B1XXDA7D****Explanation:**

Service Processor Firmware encountered an internal error

**Response:**

The FRU callouts are calculated at the time of the failure. See the error log for the actual replacement strategy.

---

**B1XXDA85****Explanation:**

Service Processor Firmware encountered an internal error

**Response:**

The FRU callouts are calculated at the time of the failure. See the error log for the actual replacement strategy.

---

**B1XXDA88****Explanation:**

Service Processor Firmware encountered an internal error

**Response:**

The FRU callouts are calculated at the time of the failure. See the error log for the actual replacement strategy.

---

**B1XXDA8A****Explanation:**

Service Processor Firmware encountered host chip device access failure

**Response:**

The FRU callouts are calculated at the time of the failure. See the error log for the actual replacement strategy.

---

**B1XXDA8D****Explanation:**

Service Processor Firmware encountered an internal error

**Response:**

The FRU callouts are calculated at the time of the failure. See the error log for the actual replacement strategy.

---

**B1XXDA8E****Explanation:**

Service Processor Firmware encountered an internal error

**Response:**

The FRU callouts are calculated at the time of the failure. See the error log for the actual replacement strategy.

---

**B1XXDA8F****Explanation:**

Service Processor Firmware encountered an internal error

**Response:**

The FRU callouts are calculated at the time of the failure. See the error log for the actual replacement strategy.

---

**B1XXDA90****Explanation:**

Service Processor Firmware encountered an internal error

**Response:**

The FRU callouts are calculated at the time of the failure. See the error log for the actual replacement strategy.

---

**B1XXDA96****Explanation:**

Service Processor Firmware encountered an internal error

**Response:**

The FRU callouts are calculated at the time of the failure. See the error log for the actual replacement strategy.

---

**B1XXDA97****Explanation:**

Service Processor Firmware encountered an internal error

**Response:**

The FRU callouts are calculated at the time of the failure. See the error log for the actual replacement strategy.

---

**B1XXDA98****Explanation:**

Service Processor Firmware encountered an internal error

**Response:**

The FRU callouts are calculated at the time of the failure. See the error log for the actual replacement strategy.

---

**B1XXDA99****Explanation:**

Service Processor Firmware encountered an internal error

**Response:**

The FRU callouts are calculated at the time of the failure. See the error log for the actual replacement strategy.

---

**B1XXDA9A****Explanation:**

Service Processor Firmware encountered an internal error

**Response:**

The FRU callouts are calculated at the time of the failure. See the error log for the actual replacement strategy.

---

**B1XXDA9B****Explanation:**

Service Processor Firmware encountered an internal error

**Response:**

The FRU callouts are calculated at the time of the failure. See the error log for the actual replacement strategy.

---

**B1XXDA9C****Explanation:**

Service Processor Firmware encountered an internal error

**Response:**

The FRU callouts are calculated at the time of the failure. See the error log for the actual replacement strategy.

---

**B1XXDA9D****Explanation:**

Service Processor Firmware encountered an internal error

**Response:**

The FRU callouts are calculated at the time of the failure. See the error log for the actual replacement strategy.

---

**B1XXDA9E****Explanation:**

Service Processor Firmware encountered an internal error

**Response:**

The FRU callouts are calculated at the time of the failure. See the error log for the actual replacement strategy.

---

**B1XXDA9F****Explanation:**

Service Processor Firmware encountered an internal error

**Response:**

The FRU callouts are calculated at the time of the failure. See the error log for the actual replacement strategy.

---

**B1XXDAA0****Explanation:**

Service Processor Firmware encountered host chip device access failure

**Response:**

The FRU callouts are calculated at the time of the failure. See the error log for the actual replacement strategy.

---

**B1XXDAA2****Explanation:**

Service Processor Firmware encountered an internal error

**Response:**

The FRU callouts are calculated at the time of the failure. See the error log for the actual replacement strategy.

---

**B1XXDB01****Explanation:**

Service Processor Firmware could not find any functional processors on the system

**Response:**

The FRU callouts are calculated at the time of the failure. See the error log for the actual replacement strategy.

---

**B1XXDB02****Explanation:**

Service Processor Firmware couldn't detect minimum hardware required to boot the host

**Response:**

The FRU callouts are calculated at the time of the failure. See the error log for the actual replacement strategy.

---

**B1XXDB03****Explanation:**

Service Processor Firmware encountered an internal error

**Response:**

The FRU callouts are calculated at the time of the failure. See the error log for the actual replacement strategy.

---

**B1XXDB04****Explanation:**

Service Processor Firmware encountered an internal error

**Response:**

The FRU callouts are calculated at the time of the failure. See the error log for the actual replacement strategy.

---

**B1XXDB05****Explanation:**

Service Processor Firmware encountered an internal error

**Response:**

The FRU callouts are calculated at the time of the failure. See the error log for the actual replacement strategy.

---

---

**B1XXDB06****Explanation:**

Service Processor Firmware encountered an internal error

**Response:**

The FRU callouts are calculated at the time of the failure. See the error log for the actual replacement strategy.

---

**B1XXDB07****Explanation:**

Service Processor Firmware encountered an internal error

**Response:**

The FRU callouts are calculated at the time of the failure. See the error log for the actual replacement strategy.

---

**B1XXDB08****Explanation:**

Service Processor failed to boot Host

**Response:**

The FRU callouts are calculated at the time of the failure. See the error log for the actual replacement strategy.

---

**B1XXDB09****Explanation:**

Service Processor Firmware encountered an internal error

**Response:**

The FRU callouts are calculated at the time of the failure. See the error log for the actual replacement strategy.

---

**B1XXDB0A****Explanation:**

Service Processor Firmware encountered an internal error

**Response:**

The FRU callouts are calculated at the time of the failure. See the error log for the actual replacement strategy.

---

**B1XXDB0B****Explanation:**

Service Processor Firmware encountered an internal error

**Response:**

The FRU callouts are calculated at the time of the failure. See the error log for the actual replacement strategy.

---

**B1XXDB0C**



**Explanation:**

Service Processor Firmware encountered an internal error

**Response:**

The FRU callouts are calculated at the time of the failure. See the error log for the actual replacement strategy.

---

**B1XXDB0D****Explanation:**

Service Processor Firmware encountered an internal error

**Response:**

The FRU callouts are calculated at the time of the failure. See the error log for the actual replacement strategy.

---

**B1XXDB0E****Explanation:**

Service Processor Firmware encountered an internal error

**Response:**

The FRU callouts are calculated at the time of the failure. See the error log for the actual replacement strategy.

---

**B1XXDB0F****Explanation:**

Service Processor Firmware encountered an internal error

**Response:**

The FRU callouts are calculated at the time of the failure. See the error log for the actual replacement strategy.

---

**B1XXDB10****Explanation:**

Service Processor Firmware encountered an internal error

**Response:**

The FRU callouts are calculated at the time of the failure. See the error log for the actual replacement strategy.

---

**B1XXDB11****Explanation:**

Service Processor Firmware encountered an internal error

**Response:**

The FRU callouts are calculated at the time of the failure. See the error log for the actual replacement strategy.

---

**B1XXDB12****Explanation:**

Service Processor Firmware encountered an internal error

**Response:**

The FRU callouts are calculated at the time of the failure. See the error log for the actual replacement strategy.

---

**B1XXDB13****Explanation:**

Service Processor Firmware encountered an internal error

**Response:**

The FRU callouts are calculated at the time of the failure. See the error log for the actual replacement strategy.

---

**B1XXDB14****Explanation:**

Service Processor Firmware encountered an internal error

**Response:**

The FRU callouts are calculated at the time of the failure. See the error log for the actual replacement strategy.

---

**B1XXDB15****Explanation:**

Service Processor Firmware encountered an internal error

**Response:**

The FRU callouts are calculated at the time of the failure. See the error log for the actual replacement strategy.

---

**B1XXDB16****Explanation:**

Service Processor Firmware encountered an internal error

**Response:**

The FRU callouts are calculated at the time of the failure. See the error log for the actual replacement strategy.

---

**B1XXDB17****Explanation:**

Service Processor Firmware encountered an internal error

**Response:**

The FRU callouts are calculated at the time of the failure. See the error log for the actual replacement strategy.

---

**B1XXDB18****Explanation:**

Service Processor Firmware encountered an internal error

**Response:**

The FRU callouts are calculated at the time of the failure. See the error log for the actual replacement strategy.

---

**B1XXDB19**

**Explanation:**

Service Processor Firmware encountered an internal error

**Response:**

The FRU callouts are calculated at the time of the failure. See the error log for the actual replacement strategy.

---

**B1XXDB1A**

**Explanation:**

Service Processor Firmware encountered an internal error

**Response:**

The FRU callouts are calculated at the time of the failure. See the error log for the actual replacement strategy.

---

**B1XXDB1B**

**Explanation:**

Service Processor Firmware encountered an internal error

**Response:**

The FRU callouts are calculated at the time of the failure. See the error log for the actual replacement strategy.

---

**B1XXDB1C**

**Explanation:**

Service Processor Firmware encountered an internal error

**Response:**

The FRU callouts are calculated at the time of the failure. See the error log for the actual replacement strategy.

---

**B1XXDB1D**

**Explanation:**

Service Processor Firmware encountered an internal error

**Response:**

The FRU callouts are calculated at the time of the failure. See the error log for the actual replacement strategy.

---

**B1XXDB1E**

**Explanation:**

Service Processor Firmware encountered an internal error

**Response:**

The FRU callouts are calculated at the time of the failure. See the error log for the actual replacement strategy.

---

**B1XXDB1F**

**Explanation:**

Service Processor Firmware encountered an internal error

**Response:**

The FRU callouts are calculated at the time of the failure. See the error log for the actual replacement strategy.

---

**B1XXDB20**

**Explanation:**

Service Processor Firmware encountered an internal error

**Response:**

The FRU callouts are calculated at the time of the failure. See the error log for the actual replacement strategy.

---

**B1XXDB21**

**Explanation:**

Service Processor Firmware encountered an internal error

**Response:**

The FRU callouts are calculated at the time of the failure. See the error log for the actual replacement strategy.

---

**B1XXDB22**

**Explanation:**

Service Processor Firmware encountered an internal error

**Response:**

The FRU callouts are calculated at the time of the failure. See the error log for the actual replacement strategy.

---

**B1XXDB23**

**Explanation:**

Service Processor Firmware encountered an internal error

**Response:**

The FRU callouts are calculated at the time of the failure. See the error log for the actual replacement strategy.

---

**B1XXDB24**

**Explanation:**

Service Processor Firmware encountered an internal error

**Response:**

The FRU callouts are calculated at the time of the failure. See the error log for the actual replacement strategy.

---

**B1XXDB25**

**Explanation:**

Service Processor Firmware encountered an internal error

**Response:**

The FRU callouts are calculated at the time of the failure. See the error log for the actual replacement strategy.

---

**B1XXDB26**

**Explanation:**

Service Processor Firmware encountered an internal error

**Response:**

The FRU callouts are calculated at the time of the failure. See the error log for the actual replacement strategy.

---

**B1XXDB27**

**Explanation:**

Service Processor Firmware encountered an internal error

**Response:**

The FRU callouts are calculated at the time of the failure. See the error log for the actual replacement strategy.

---

**B1XXDB28**

**Explanation:**

Service Processor Firmware encountered an internal error

**Response:**

The FRU callouts are calculated at the time of the failure. See the error log for the actual replacement strategy.

---

**B1XXDB29**

**Explanation:**

Service Processor Firmware encountered an internal error

**Response:**

The FRU callouts are calculated at the time of the failure. See the error log for the actual replacement strategy.

---

**B1XXDB2A**

**Explanation:**

Service Processor Firmware encountered an internal error

**Response:**

The FRU callouts are calculated at the time of the failure. See the error log for the actual replacement strategy.

---

**B1XXDB2B**

**Explanation:**

Service Processor Firmware encountered an internal error

**Response:**

The FRU callouts are calculated at the time of the failure. See the error log for the actual replacement strategy.

---

**B1XXDB2C**

**Explanation:**

Service Processor Firmware encountered an internal error

**Response:**

The FRU callouts are calculated at the time of the failure. See the error log for the actual replacement strategy.

---

**B1XXDB2D**

**Explanation:**

Service Processor Firmware encountered an internal error

**Response:**

The FRU callouts are calculated at the time of the failure. See the error log for the actual replacement strategy.

---

**B1XXDB2E**

**Explanation:**

Service Processor Firmware encountered an internal error

**Response:**

The FRU callouts are calculated at the time of the failure. See the error log for the actual replacement strategy.

---

**B1XXDB2F**

**Explanation:**

Service Processor Firmware encountered an internal error

**Response:**

The FRU callouts are calculated at the time of the failure. See the error log for the actual replacement strategy.

---

**B1XXDB30**

**Explanation:**

Service Processor Firmware encountered an internal error

**Response:**

The FRU callouts are calculated at the time of the failure. See the error log for the actual replacement strategy.

---

**B1XXDB31**

**Explanation:**

Service Processor Firmware encountered an internal error

**Response:**

The FRU callouts are calculated at the time of the failure. See the error log for the actual replacement strategy.

---

**B1XXDB32**

**Explanation:**

Service Processor Firmware encountered an internal error

**Response:**

The FRU callouts are calculated at the time of the failure. See the error log for the actual replacement strategy.

---

**B1XXDB33**

**Explanation:**

Service Processor Firmware encountered an internal error

**Response:**

The FRU callouts are calculated at the time of the failure. See the error log for the actual replacement strategy.

---

**B1XXDB34**

**Explanation:**

Service Processor Firmware encountered an internal error

**Response:**

The FRU callouts are calculated at the time of the failure. See the error log for the actual replacement strategy.

---

**B1XXDB35**

**Explanation:**

Service Processor Firmware encountered an internal error

**Response:**

The FRU callouts are calculated at the time of the failure. See the error log for the actual replacement strategy.

---

**B1XXDB36**

**Explanation:**

Service Processor Firmware encountered an internal error

**Response:**

The FRU callouts are calculated at the time of the failure. See the error log for the actual replacement strategy.

---

**B1XXDB37**

**Explanation:**

Service Processor Firmware encountered an internal error

**Response:**

The FRU callouts are calculated at the time of the failure. See the error log for the actual replacement strategy.

---

**B1XXDB38**

**Explanation:**

Service Processor Firmware encountered an internal error

**Response:**

The FRU callouts are calculated at the time of the failure. See the error log for the actual replacement strategy.

---

**B1XXDB39**

**Explanation:**

Service Processor Firmware encountered an internal error

**Response:**

The FRU callouts are calculated at the time of the failure. See the error log for the actual replacement strategy.

---

**B1XXDB3A**

**Explanation:**

Service Processor Firmware encountered an internal error

**Response:**

The FRU callouts are calculated at the time of the failure. See the error log for the actual replacement strategy.

---

**B1XXDB3B**

**Explanation:**

Service Processor Firmware encountered an internal error

**Response:**

The FRU callouts are calculated at the time of the failure. See the error log for the actual replacement strategy.

---

**B1XXDB3C**

**Explanation:**

Service Processor Firmware encountered an internal error

**Response:**

The FRU callouts are calculated at the time of the failure. See the error log for the actual replacement strategy.

---

**B1XXDB3D**

**Explanation:**

Service Processor Firmware encountered an internal error

**Response:**

The FRU callouts are calculated at the time of the failure. See the error log for the actual replacement strategy.

---

**B1XXDB3E**

**Explanation:**

Service Processor Firmware encountered an internal error

**Response:**

The FRU callouts are calculated at the time of the failure. See the error log for the actual replacement strategy.

---

**B1XXDB3F**

**Explanation:**

Service Processor Firmware encountered an internal error

**Response:**

The FRU callouts are calculated at the time of the failure. See the error log for the actual replacement strategy.

---

**B1XXDB40**

**Explanation:**

Service Processor Firmware encountered an internal error

**Response:**

The FRU callouts are calculated at the time of the failure. See the error log for the actual replacement strategy.

---

**B1XXDB41**

**Explanation:**

Service Processor Firmware encountered an internal error

**Response:**

The FRU callouts are calculated at the time of the failure. See the error log for the actual replacement strategy.

---

**B1XXDB42**

**Explanation:**

Service Processor Firmware encountered an internal error

**Response:**

The FRU callouts are calculated at the time of the failure. See the error log for the actual replacement strategy.

---

**B1XXDB43**

**Explanation:**

Service Processor Firmware encountered an internal error

**Response:**

The FRU callouts are calculated at the time of the failure. See the error log for the actual replacement strategy.

---

**B1XXDB44**

**Explanation:**

Service Processor Firmware encountered an internal error

**Response:**

The FRU callouts are calculated at the time of the failure. See the error log for the actual replacement strategy.

---

**B1XXDB45**

**Explanation:**

Service Processor Firmware encountered an internal error

**Response:**

The FRU callouts are calculated at the time of the failure. See the error log for the actual replacement strategy.

---

**B1XXDB46**

**Explanation:**

Service Processor Firmware encountered an internal error

**Response:**

The FRU callouts are calculated at the time of the failure. See the error log for the actual replacement strategy.

---

**B1XXDB47**

**Explanation:**

Service Processor Firmware encountered an internal error.

**Response:**

The FRU callouts are calculated at the time of the failure. See the error log for the actual replacement strategy.

---

**B1XXDB4D**

**Explanation:**

Service Processor Firmware encountered an internal error

**Response:**

The FRU callouts are calculated at the time of the failure. See the error log for the actual replacement strategy.

---

**B1XXDB52**

**Explanation:**

Service Processor Firmware encountered an internal error

**Response:**

The FRU callouts are calculated at the time of the failure. See the error log for the actual replacement strategy.

---

**B1XXDB53**

**Explanation:**

Service Processor Firmware encountered an internal error

**Response:**

The FRU callouts are calculated at the time of the failure. See the error log for the actual replacement strategy.

---

**B1XXDB54**

**Explanation:**

Service Processor Firmware encountered an internal error.

**Response:**

The FRU callouts are calculated at the time of the failure. See the error log for the actual replacement strategy.

---

**B1XXDB55**

**Explanation:**

Service Processor Firmware encountered an internal error.

**Response:**

The FRU callouts are calculated at the time of the failure. See the error log for the actual replacement strategy.

---

**B1XXDB56**

**Explanation:**

Service Processor Firmware encountered an internal error.

**Response:**

The FRU callouts are calculated at the time of the failure. See the error log for the actual replacement strategy.

---

## (B2xx) Reference codes

A B2xx reference code indicates that an event or error was detected and logged by virtual service processor firmware.

The logical partition associated with the event or error can be identified from the "LP=pppp" ASCII string found in the SRC word 1 extension field, where 'pppp' is the logical partition ID.

To resolve a B2xx reference code, determine if the SRC requires a service action.

If the SRC is listed in a serviceable event view, use the FRU list from the serviceable event view to determine the actions to take.

If you do not find the SRC in a serviceable event view, then it is an informational event and does not require service action.

---

**B2001001**

**Explanation:**

Unable to acquire a pre-allocated task msg from the free queue.

**Failing Item**

- [LICCODE](#)

---

**B2001020**

**Explanation:**

Firmware for the specified function cannot be loaded. The firmware resource and all associated virtual and/or physical devices will not be available until the issue is resolved.

**Response:**

Generate a platform dump or a non-disruptive hypervisor resource dump and contact the next level of support.

**Problem determination:**

Look in the serviceable event log for errors from around the same time as this event and follow the recovery actions for these errors. If there are no errors in the serviceable event log, continue with the next FRU in the callout list.

**Failing Item**

- [NEXTLVL](#)

---

**B2001051**

**Explanation:**

During partition migration, the Hypervisor encountered a problem saving state for the source partition. Migration will be aborted.

**Failing Item**

- [LICCODE](#)

---

**B2001052****Explanation:**

During partition migration, the Hypervisor encountered a problem restoring the state for the target partition. Migration will be aborted.

**Failing Item**

- [LICCODE](#)

---

**B2001053****Explanation:**

Mobility aborted due to a system white button power off.

---

**B2001130****Explanation:**

A problem occurred during the migration of a partition.

**Response**

The partition ID is in extended word one as LP=xxx in decimal format.

The user attempted to migrate a partition to a system that has a power or thermal problem. The migration will not continue.

Look for and fix power or thermal problems on this system and then retry the migration.

**Failing Item**

- [SVCDOCS](#)

---

**B2001131****Explanation:**

A problem occurred during the migration of a partition.

**Response**

The migration of a partition did not complete. The partition ID is in extended word one as LP=xxx in decimal format.

Contact your next level of support.

**Failing Item**

- [NEXTLVL](#)

---

**B2001132****Explanation:**

A problem occurred during the IPL of a partition.

**Response**

The partition ID is in extended word one as LP=xxx in decimal format.

A platform LIC error occurred while it was trying to allocate memory. The IPL will not continue.

Perform a platform dump and contact your next level of support.

**Failing Item**

- [NEXTLVL](#)

---

**B2001133****Explanation:**

A problem occurred during the migration of a partition.

**Response**

The migration of a partition did not complete. The partition ID is in extended word one as LP=xxx in decimal format.

Contact your next level of support.

**Failing Item**

- [NEXTLVL](#)

---

**B2001134****Explanation:**

A problem occurred during the migration of a partition.

**Response**

The migration of a partition did not complete. The partition ID is in extended word one as LP=xxx in decimal format.

Contact your next level of support.

**Failing Item**

- [NEXTLVL](#)

---

**B2001140****Explanation:**

A problem occurred during the migration of a partition.

## Response

The migration of a partition did not complete. The partition ID is in extended word one as LP=xxx in decimal format.

Contact your next level of support.

## Failing Item

- [NEXTLVL](#)

---

### B2001141

#### Explanation:

A problem occurred during the migration of a partition.

## Response

The migration of a partition did not complete. The partition ID is in extended word one as LP=xxx in decimal format.

Contact your next level of support.

## Failing Item

- [NEXTLVL](#)

---

### B2001142

#### Explanation:

A problem occurred during the migration of a partition.

## Response

The migration of a partition did not complete. The partition ID is in extended word one as LP=xxx in decimal format.

Contact your next level of support.

## Failing Item

- [NEXTLVL](#)

---

### B2001143

#### Explanation:

A problem occurred during the migration of a partition.

## Response

The migration of a partition did not complete. The partition ID is in extended word one as LP=xxx in decimal format.

Contact your next level of support.

## Failing Item

- [NEXTLVL](#)

---

### B2001144

#### Explanation:

A problem occurred during the migration of a partition.

## Response

The migration of a partition did not complete. The partition ID is in extended word one as LP=xxx in decimal format.

Contact your next level of support.

## Failing Item

- [NEXTLVL](#)

---

### B2001148

#### Explanation:

A problem occurred during the migration of a partition.

## Response

The migration of a partition did not complete. The partition ID is in extended word one as LP=xxx in decimal format.

Contact your next level of support.

## Failing Item

- [NEXTLVL](#)

---

### B2001150

#### Explanation:

A problem occurred during the IPL of a partition.

## Response

The partition ID is in extended word one as LP=xxx in decimal format.

This is a partitioning configuration problem. The LPARCFG Symbolic FRU will help correct the problem.

If the problem persists, call your next level of support.

## Failing Item

- [LPARCFG](#)

---

### B2001151

#### Explanation:

A problem occurred during the migration of a partition.

## Response

The migration of a partition did not complete. The partition ID is in extended word one as LP=xxx in decimal format.



Contact your next level of support.

## Failing Item

- [NEXTLVL](#)

---

### B2001152

#### Explanation:

An attempt to migrate a vTPM enabled LPAR has been blocked because the vTPM failed to confirm in a reasonable amount of time that it is operating with the current trusted system key.

#### Response:

An LPADUMP will be required for investigation. Two options exist if migration is still required. 1. Reboot the LPAR, the vTPM will restart and should clear this error. 2. Delete the vTPM from the LPAR configuration.

#### Problem determination:

An emergency workaround is to delete the VTPM from the LPAR configuration. That should allow migration but may leave any LPAR processes dependent on VTPM in a bad state. The PowerSC features will be lost.

## Failing Item

- [SVCDOCS](#)
- [LICCODE](#)

---

### B2001170

#### Explanation:

A problem occurred during the IPL of a partition.

#### Response

The partition ID is in extended word one as LP=xxx in decimal format. A failure occurred due to a validation error. The IPL is terminated.

Contact your next level of support.

## Failing Item

- [NEXTLVL](#)

---

### B2001225

#### Explanation:

A problem occurred during the IPL of a partition.

#### Response

The partition ID is in extended word one as LP=xxx in decimal format.

The partition attempted to IPL prior to the platform fully initializing. Retry the partition IPL after the platform IPL has fully completed and the platform is

not in standby mode. If that IPL fails, call your next level of support.

## Failing Item

- [SVCDOCS](#)

---

### B2001230

#### Explanation:

A problem occurred during the IPL of a partition.

#### Response

The partition ID is in extended word one as LP=xxx in decimal format.

If word 3 of the SRC is 000000C8, it indicates that the partition must be activated from a partition profile. Retry the partition activation specifying a partition profile.

If word 3 of the SRC is 000000A9 or 00000000AA, it indicates there are insufficient shared processor resources to activate the partition. Change the partition profile to reduce the minimum and desired resources and retry the partition activation from the updated partition profile.

If word 3 of the SRC is 000000BF or 000000C9, it indicates a firmware problem. Contact your next level of support. Either a Platform System Dump should be initiated or a remote connection should be set up while at the B2001230 SRC.

Otherwise, if word 3 of the SRC is not one of the listed values, this could be a partitioning configuration problem, invalid boot image or firmware issue. If you are unable to determine the cause of the failure, Contact your next level of support.

## Failing Item

- [LPARCFG](#)
- [LICCODE](#)

---

### B2001235

#### Explanation:

The partition Boot Mode setting of Open Firmware OK Prompt is not allowed with the partition's current Secure Boot setting.

#### Response

The partition ID is in extended word one as LP=xxx in decimal format.

Change the partition's Boot Mode setting or the Secure Boot setting and activate the partition.

## Failing Item

- [LPARCFG](#)

---

### B2001236

#### Explanation:

The Power Hypervisor was unable to decrypt a partition's secure storage causing the IPL of the partition to fail.

#### Response

The partition ID is in extended word one as LP=xxx in decimal format.

Check the Serviceable Event view for other Serviceable Events logged at approximately the same time as this event, and perform the actions indicated for those Serviceable Events. If there are no Serviceable Events or if the actions indicated by other Serviceable Events have already been completed and the problem persists, work with the failing item list for this Serviceable Event.

## Failing Item

- [LICCODE](#)

---

### B2001260

#### Explanation:

A problem occurred during the IPL of a partition.

#### Response:

The partition could not IPL at the Timed Power On setting because the IPL setting of the partition was not set to Normal. The partition ID is in extended word one as LP=xxx in decimal format.

## Failing Item

- [SVCDOCS](#)

---

### B2001265

#### Explanation:

A problem occurred during the IPL of a partition.

#### Response

The partition could not IPL. The partition ID is in extended word one as LP=xxx in decimal format.

An operating system MSD IPL was attempted with the IPL side on D-mode. This is not a valid operating system IPL scenario, and the IPL will be halted. This SRC is usually seen when a D-mode SLIC install fails and attempts an MSD.

## Failing Item

- [SVCDOCS](#)

---

### B2001266

#### Explanation:

A problem occurred during the IPL of a partition.

#### Response

The partition could not IPL. The partition ID is in extended word one as LP=xxx in decimal format.

You are attempting to IPL an operating system that is not supported or not enabled. On certain models the IBM i Operating System operating system can be enabled or disabled from the ASM menu. If you are attempting to run IBM i Operating System in a partition on such a model, check the ASM menu to ensure that IBM i Operating System is enabled.

## Failing Item

- [SVCDOCS](#)

---

### B2001280

#### Explanation:

A problem occurred during a partition Main Storage Dump.

#### Response:

A mainstore dump IPL did not complete due to configuration mismatch. Contact your next level of support.

## Failing Item

- [NEXTLVL](#)

---

### B2001281

#### Explanation:

A dump request of the partition is not allowed due to a memory error previously encountered by the partition.

#### Response:

Power off the partition and then power on the partition. Any memory that has previously been identified as failed will be removed from the partition as a part of the power off/on sequence.

## Failing Item

- [SVCDOCS](#)

---

### B2001282

#### Explanation:

A problem occurred during the IPL of a partition.

## Response

The partition ID is in extended word one as LP=xxx in decimal format.

A partition running on I/O reporting mode has abnormally terminated. Contact your next level of support.

## Failing Item

- [NEXTLVL](#)

---

### B2001283

#### Explanation:

A slot containing an I/O Processor (IOP) is assigned to the partition. Power 7 hardware does not support IOP card causing the IPL of the partition to fail.

#### Problem determination:

The slot identified by the location code in the error log entry contains an I/O Processor (IOP). This slot must be removed from the partition either by physically removing the IOP from the slot or removing the slot from the partition's configuration. After the IOP has been removed, retry the IPL.

## Failing Item

- [SVCDOCS](#)

---

### B2001310

#### Explanation:

A problem occurred during the IPL of a partition.

## Response

The partition ID is in extended word one as LP=xxx in decimal format. No alternate (D-mode) IPL IOP was selected. The IPL will attempt to continue, but there may not be enough information to find the correct D-mode load source.

Have the customer configure an alternate IPL IOP for the partition. Then retry the partition IPL.

## Failing Item

- [SVCDOCS](#)

---

### B2001320

#### Explanation:

A problem occurred during the IPL of a partition.

## Response

The partition ID is in extended word one as LP=xxx in decimal format. No default load source IOP was selected for an A/B-mode IPL. The IPL will attempt to

continue, but there may not be enough information to find the correct load source.

Have the customer configure a load source IOP for the partition. Then retry the partition IPL.

## Failing Item

- [SVCDOCS](#)

---

### B2001321

#### Explanation:

A problem occurred during the IPL of a partition.

#### Response:

The partition ID is in extended word one as LP=xxx in decimal format. The IOA for the load source device needed an IOP, and none was detected. Check your LPAR configuration and make sure the correct slot is specified for the IPL load source. Then retry the partition IPL.

## Failing Item

- [SVCDOCS](#)

---

### B2001322

#### Explanation:

A problem occurred during the IPL of a partition.

#### Response:

The partition ID is in extended word one as LP=xxx in decimal format. During the partition IPL, code tried to determine if the device in a slot was an I/O Processor or an I/O Adapter. That check failed. Check your LPAR configuration and make sure that the correct slot is specified for the IPL load source. Then retry the partition IPL. If this does not resolve the problem, perform [LICIP15](#).

## Failing Item

- [SVCDOCS](#)

---

### B2002048

#### Explanation:

A problem occurred during a partition Main Storage Dump.

## Response

A mainstore dump IPL did not complete due to a copy error. Contact your next level of support.

## Failing Item

- [NEXTLVL](#)

---

**B2002054****Explanation:**

A problem occurred during a partition Main Storage Dump.

**Response:**

A mainstore dump IPL did not complete due to a configuration mismatch.

**Failing Item**

- [NEXTLVL](#)

---

**B2002058****Explanation:**

A problem occurred during a partition Main Storage Dump.

**Response:**

A mainstore dump IPL did not complete due to a copy error. Contact your next level of support.

**Failing Item**

- [NEXTLVL](#)

---

**B2002210****Explanation:**

A partition property was set to default setting.

**Response**

The partition ID is in extended word one as LP=xxx in decimal format.

A partition property that was supported on the original system is not supported on this system. The property has been set to a default setting. Check all the partition properties of the migrated partition and ensure they are set to the desired values.

---

**B2002220****Explanation:**

A partition property could not be transferred.

**Response**

The partition ID is in extended word one as LP=xxx in decimal format.

A partition property could not be transferred during a partition migration. The partition migration continued. No immediate action is necessary. At the earliest convenient time or service window, re-IPL the partition to restore partition properties.

---

**B2002250****Explanation:**

A problem occurred during the IPL of a partition.

**Response:**

The partition ID is in extended word one as LP=xxx in decimal format. A slot that was needed for the partition was unavailable. See the Symbolic FRU SLOTUSE for more information on the cause of this error.

**Failing Item**

- [SLOTUSE](#)

---

**B2002260****Explanation:**

A problem occurred during the IPL of a partition.

**Response**

The partition ID is in extended word one as LP=xxx in decimal format.

A problem occurred when an attempt to power off a Virtual I/O slot was performed. Contact your next level of support.

**Failing Item**

- [NEXTLVL](#)

---

**B2002300****Explanation:**

A problem occurred during the IPL of a partition.

**Response:**

The partition ID is in extended word one as LP=xxx in decimal format. A slot that was needed for the partition was unavailable. See the Symbolic FRU SLOTUSE for more information on the cause of this error.

**Failing Item**

- [SLOTUSE](#)

---

**B2002310****Explanation:**

A problem occurred during the IPL of a partition.

**Response:**

The partition ID is in extended word one as LP=xxx in decimal format. The platform LIC for this partition attempted an operation. There was a failure. Contact your next level of support.

**Failing Item**

- [NEXTLVL](#)

---

**B2002320****Explanation:**

A problem occurred during the IPL of a partition.

**Response:**

The partition ID is in extended word one as LP=xxx in decimal format. The platform LIC for this partition attempted an operation. There was a failure. Contact your next level of support.

**Failing Item**

- [NEXTLVL](#)

---

**B2002411**

**Explanation:**

A problem occurred during the IPL of a partition.

**Response:**

The partition ID is in extended word one as LP=xxx in decimal format. The platform LIC for this partition attempted an operation. There was a failure. Contact your next level of support.

**Failing Item**

- [NEXTLVL](#)

---

**B2002425**

**Explanation:**

A problem occurred during the IPL of a partition.

**Response:**

The partition ID is in extended word one as LP=xxx in decimal format. The platform LIC for this partition attempted an operation. There was a failure. Contact your next level of support.

**Failing Item**

- [NEXTLVL](#)

---

**B2002426**

**Explanation:**

A problem occurred during the IPL of a partition.

**Response:**

The partition ID is in extended word one as LP=xxx in decimal format. The platform LIC for this partition attempted an operation. There was a failure. Contact your next level of support.

**Failing Item**

- [NEXTLVL](#)

---

**B2002475**

**Explanation:**

A problem occurred during the IPL of a partition.

**Response**

The partition ID is in extended word one as LP=xxx in decimal format. A slot that was needed for the partition was either empty or the device in the slot has failed. See the Symbolic FRU SLOTUSE for more information on the cause of this error.

If you have a RAID enablement card (CCIN 5709) on your system, it will disable an embedded SCSI adapter. If that embedded slot is called out in the error, you can safely ignore this error.

**Failing Item**

- [SLOTUSE](#)

---

**B2002485**

**Explanation:**

A problem occurred during the IPL of a partition.

**Response:**

The partition ID is in extended word one as LP=xxx in decimal format. The platform LIC for this partition attempted an operation. There was a failure. Contact your next level of support.

**Failing Item**

- [NEXTLVL](#)

---

**B2002810**

**Explanation:**

A problem occurred during the IPL of a partition.

---

**B2003000**

**Explanation:**

System log entry only, no service action required.

**Response:**

A user requested an immediate termination and main store dump of a partition. The partition ID is in extended word one as LP=xxx in decimal format.

---

**B2003081**

**Explanation:**

A problem occurred during the IPL of a partition.

**Response**

IPL did not complete due to a copy error. Contact your next level of support.

**Failing Item**

- [LICCODE](#)

---

**B2003084**

**Explanation:**

A problem occurred during the IPL of a partition.

**Response:**

The adapter type might not be supported. Contact your next level of support.

**Failing Item**

- [NEXTLVL](#)

---

**B2003088**

**Explanation:**

System log entry only, no service action required.

**Response:**

The adapter type might not be supported. Ensure that a valid I/O Load Source is tagged.

---

**B200308C**

**Explanation:**

A problem occurred during the IPL of a partition.

**Response**

The adapter type cannot be determined. Ensure that a valid I/O Load Source is tagged.

If the problem persists, contact your next level of support.

**Failing Item**

- [NEXTLVL](#)

---

**B2003090**

**Explanation:**

A problem occurred during the IPL of a partition.

**Response**

The partition ID is in extended word one as LP=xxx in decimal format.

Contact your next level of support.

**Failing Item**

- [NEXTLVL](#)

---

**B2003105**

**Explanation:**

A problem occurred during the IPL of a partition.

**Response:**

Verify that the tagged Load Source Slot is supported for IPL. If it is, contact your next level of support.

**Failing Item**

- [LPARCFG](#)

---

**B2003110**

**Explanation:**

A problem occurred during the IPL of a partition.

**Response:**

The search for a valid load source device was exhausted. The partition ID is in extended word one as LP=xxx in decimal format. Perform [LICIP15](#).

**Failing Item**

- [SVCDOCS](#)

---

**B2003113**

**Explanation:**

A problem occurred during the IPL of a partition.

**Response**

The partition ID is in extended word one as LP=xxx in decimal format. A problem occurred on the path to the load source for the partition.

If present, look in the Serviceable Event View for a B7xx xxxx during the partition's IPL. Correct that error and retry the partition IPL.

**Failing Item**

- [SVCDOCS](#)

---

**B2003114**

**Explanation:**

A problem occurred during the IPL of a partition.

**Response**

The partition ID is in extended word one as LP=xxx in decimal format.

The B2xx xxxx SRC Format is Word 1: B2xx3114, Word 3: Bus, Word 4: Board, Word 5: Card.

**Failing Item**

- [NEXTLVL](#)

---

**B2003115**

**Explanation:**

The specified slot used for IBM i IPL is not operational.

---

**B2003120**

**Explanation:**

System log entry only, no service action required.

**Response:**

The partition ID is in extended word one as LP=xxx in decimal format. Retry count exceeded. This is logged for each unsuccessful attempt to IPL with a loadsource

candidate. If the IPL fails, look for other serviceable errors.

---

**B2003123****Explanation:**

System log entry only, no service action required.

---

**B2003125****Explanation:**

A problem occurred during the IPL of a partition.

**Response**

The partition ID is in extended word one as LP=xxx in decimal format.

This is a platform LIC main store utilization problem. The platform LIC could not obtain a segment of main storage within the platform's main store to use for managing the creation of a partition.

**Failing Item**

- [LICCODE](#)

---

**B2003128****Explanation:**

A problem occurred during the IPL of a partition.

**Response**

The partition ID is in extended word one as LP=xxx in decimal format. An unexpected failure return code was returned when attempting to query the IOA slots that are assigned to an IOP.

Look for B700 69xx errors in the Serviceable Event View and work those errors.

**Failing Item**

- [NEXTLVL](#)

---

**B2003130****Explanation:**

A problem occurred during the IPL of a partition.

**Response**

The partition ID is in extended word one as LP=xxx in decimal format. If word 3 is zero, then this SRC is informational and can be ignored.

Otherwise there is a problem in the platform LIC. A nonzero bus number has no associated bus object.

Look for B700 69xx errors in the Serviceable Event View and work those errors.

If there are no serviceable B700 69xx errors, or if correcting the errors did not correct this problem, contact your next level of support.

**Failing Item**

- [NEXTLVL](#)

---

**B2003135****Explanation:**

A problem occurred during the IPL of a partition.

**Response:**

The partition ID is in extended word one as LP=xxx in decimal format. An unknown bus type was detected.

**Failing Item**

- [NEXTLVL](#)

---

**B2003140****Explanation:**

A problem occurred during the IPL of a partition.

**Response**

The partition ID is in extended word one as LP=xxx in decimal format. The load source IOP is not owned by the partition. This is a configuration problem in the partition. Have the customer reconfigure the partition to have the intended load source IOP.

If there is not a configuration problem then contact your next level of support.

**Failing Item**

- [SVCDOCS](#)

---

**B2003141****Explanation:**

System log entry only, no service action required.

**Response**

The IOP in the slot used for the last successful IPL of the operating system was replaced with an I/O Adapter. The IPL will continue by searching for a valid load source device.

Check the LPAR configuration if required, and ensure that the tagged I/O for the partition is correct.

---

**B2003142****Explanation:**

System log entry only, no service action required.

## Response

The I/O Adapter in the slot used for the last successful IPL of the operating system was replaced with an I/O Processor. The IPL will continue by searching for a valid load source device.

Check the LPAR configuration if required, and ensure that the tagged I/O for the partition is correct.

---

### B2003143

#### Explanation:

System log entry only, no service action required.

## Response

The I/O Adapter in the slot used for the last successful IPL of the operating system was removed. The IPL will continue by searching for a valid load source device.

Check the LPAR configuration if required, and ensure that the tagged I/O for the partition is correct.

---

### B2003144

#### Explanation:

System log entry only, no service action required.

## Response

The I/O Processor in the slot used for the last successful IPL of the operating system was removed. The IPL will continue by searching for a valid load source device.

Check the LPAR configuration if required, and ensure that the tagged I/O for the partition is correct.

---

### B2003145

#### Explanation:

System log entry only, no service action required.

## Response

The virtual adapter type specified is invalid. The IPL will attempt to continue.

Check the LPAR configuration, if required, and ensure that the virtual adapter type selected for this partition is valid.

---

### B2003200

#### Explanation:

A problem occurred during the IPL of a partition.

## Response

The partition ID is in extended word one as LP=xxx in decimal format.

This error indicates a failure during a search for the load source. There may be a number of these failures prior to finding a good load source. This is normal.

Look for SRCs in the Serviceable Event View logged at the time the partition was performing an IPL.

If a B2xx3110 error is logged, a B2xx3200 may be posted to the control panel. Work the B2xx3110 error in the Serviceable Event View. If the system IPL hangs at B2xx3200 and you cannot check the SRC history, perform the actions indicated for the B2xx3110 SRC.

---

### B2004158

#### Explanation:

A problem occurred during the IPL of a partition.

## Response

The partition ID is in extended word one as LP=xxx in decimal format.

This error indicates a failure during a search for the load source. It is usual for a number of these failures to occur prior to finding a valid load source. This is normal.

Look for SRCs in the Serviceable Event View logged at the time the partition was performing an IPL.

If a B2xx3110 error is logged, a B2xx3200 may be posted to the control panel. Work the B2xx3110 error in the Serviceable Event View.

If the system IPL hangs at B2xx3200 and you cannot check the SRC history, perform the actions indicated for the B2xx3110 SRC.

If there are other SRCs in the Serviceable Event View, then work those errors.

If this SRC is posted on the control panel and there are no other SRCs listed in the Serviceable Event View, then perform [LICIP15](#).

---

### B2004400

#### Explanation:

A problem occurred during the IPL of a partition.

## Response

The partition ID is in extended word one as LP=xxx in decimal format.

A failure occurred. Critical resources could not be provided for this operation. The IPL is terminated.

Contact your next level of support.



## Failing Item

- [NEXTLVL](#)

---

### B2005106

**Explanation:**

A problem occurred during the IPL of a partition.

**Response**

The partition ID is in extended word one as LP=xxx in decimal format. There is not enough space to contain the partition main storage dump.

Contact your next level of support.

## Failing Item

- [NEXTLVL](#)

---

### B2005109

**Explanation:**

A problem occurred during the IPL of a partition.

**Response:**

The partition ID is in extended word one as LP=xxx in decimal format. There was a partition main storage dump problem. Contact your next level of support.

## Failing Item

- [NEXTLVL](#)

---

### B2005114

**Explanation:**

A problem occurred during the IPL of a partition.

**Response:**

The partition ID is in extended word one as LP=xxx in decimal format. There is not enough space to contain the partition main storage dump. Contact your next level of support.

## Failing Item

- [NEXTLVL](#)

---

### B2005115

**Explanation:**

A problem occurred during the IPL of a partition.

**Response:**

The partition ID is in extended word one as LP=xxx in decimal format. There was an error reading the partition's main storage dump from the partition's load source into main storage.

## Failing Item

- [NEXTLVL](#)

---

### B2005116

**Explanation:**

A problem occurred during the IPL of a partition.

**Response:**

The partition ID is in extended word one as LP=xxx in decimal format. There is not enough space to contain the partition main storage dump. Contact your next level of support.

## Failing Item

- [LICCODE](#)

---

### B2005117

**Explanation:**

A problem occurred during the IPL of a partition.

**Response**

The partition ID is in extended word one as LP=xxx in decimal format. A partition main storage dump has occurred but cannot be written to the load source device because a valid dump already exists.

Use the Main Storage Dump Manager to rename or copy the current main storage dump.

## Failing Item

- [SVCDOCS](#)

---

### B2005121

**Explanation:**

A problem occurred during the IPL of a partition.

**Response:**

The partition ID is in extended word one as LP=xxx in decimal format. There was an error writing the partition's main storage dump to the partition's load source.

## Failing Item

- [NEXTLVL](#)

---

### B2005122

**Explanation:**

System log entry only, no service action required.

**Response**

A problem occurred during the IPL of a partition.

The partition ID is in extended word one as LP=xxx in decimal format.

An error occurred when writing the partition's main storage dump to the partition's load source. No service action required.

---

**B2005123****Explanation:**

System log entry only, no service action required.

**Response**

A problem occurred during the IPL of a partition.

The partition ID is in extended word one as LP=xxx in decimal format.

An error occurred when writing the partition's main storage dump to the partition's load source. No service action required.

---

**B2005127****Explanation:**

Timeout occurred during a main store dump IPL.

**Response:**

There was not enough memory available for the dump to complete before the timeout occurred. The partition is currently in a failed state. Retry the MSD IPL, or else power on the partition normally.

**Failing Item**

- [SVCDOCS](#)

---

**B2005135****Explanation:**

A problem occurred during the IPL of a partition.

**Response:**

The partition ID is in extended word one as LP=xxx in decimal format. There was an error writing the partition's main storage dump to the partition's load source.

**Failing Item**

- [NEXTLVL](#)

---

**B2005137****Explanation:**

A problem occurred during the IPL of a partition.

**Response:**

The partition ID is in extended word one as LP=xxx in decimal format. There was an error writing the partition's main storage dump to the partition's load source.

**Failing Item**

- [NEXTLVL](#)

---

**B2005145****Explanation:**

A problem occurred during the IPL of a partition.

**Response:**

The partition ID is in extended word one as LP=xxx in decimal format. There was an error writing the partition's main storage dump to the partition's load source.

**Failing Item**

- [NEXTLVL](#)

---

**B2005148****Explanation:**

A problem occurred during the IPL of a partition.

**Response**

The partition ID is in extended word one as LP=xxx in decimal format. An error occurred while doing a main storage dump that would have caused another main storage dump.

Contact your next level of support.

**Failing Item**

- [NEXTLVL](#)

---

**B2005149****Explanation:**

A problem occurred during the IPL of a partition.

**Response**

The partition ID is in extended word one as LP=xxx in decimal format. An error occurred while doing a Firmware Assisted Dump that would have caused another Firmware Assisted Dump.

Contact your next level of support.

**Failing Item**

- [NEXTLVL](#)

---

**B200541A****Explanation:**

A problem occurred during a partition Firmware Assisted Dump.

## Response

The partition ID is in extended word one as LP=xxx in decimal format.

A Firmware Assisted Dump did not complete due to a copy error. Contact your next level of support.

## Failing Item

- [NEXTLVL](#)

---

### B200542A

#### Explanation:

A problem occurred during a partition Firmware Assisted Dump.

## Response

The partition ID is in extended word one as LP=xxx in decimal format.

A Firmware Assisted Dump did not complete due to a read error. Contact your next level of support.

## Failing Item

- [NEXTLVL](#)

---

### B200542B

#### Explanation:

A problem occurred during a partition Firmware Assisted Dump.

## Response

The partition ID is in extended word one as LP=xxx in decimal format.

A Firmware Assisted Dump did not complete due to a copy error. Contact your next level of support.

## Failing Item

- [NEXTLVL](#)

---

### B200543A

#### Explanation:

A problem occurred during a partition Firmware Assisted Dump.

## Response

The partition ID is in extended word one as LP=xxx in decimal format.

A Firmware Assisted Dump did not complete due to a copy error. Contact your next level of support.

## Failing Item

- [NEXTLVL](#)

---

### B200543B

#### Explanation:

A problem occurred during a partition Firmware Assisted Dump.

## Response

The partition ID is in extended word one as LP=xxx in decimal format.

A Firmware Assisted Dump did not complete due to a copy error. Contact your next level of support.

## Failing Item

- [NEXTLVL](#)

---

### B200543C

#### Explanation:

System log entry only, no service action required.

## Response

A problem occurred during a partition Firmware Assisted Dump. The dump completed successfully but register information might be missing.

The partition ID is in extended word one as LP=xxx in decimal format.

---

### B200543D

#### Explanation:

A problem occurred during a partition Firmware Assisted Dump.

## Response

The partition ID is in extended word one as LP=xxx in decimal format.

A Firmware Assisted Dump did not complete due to a copy error. Contact your next level of support.

## Failing Item

- [NEXTLVL](#)

---

### B2006001

#### Explanation:

The specified slot doesn't contain the expected SRIOV capable adapter.

#### Problem determination:

Verify the slot contains the expected SRIOV capable adapter. If the adapter in the slot was replaced with a different adapter, use a slot concurrent maintenance

operation to replace the current adapter with the same type of SRIOV capable adapter originally in the slot. If the slot contains the expected SRIOV capable adapter, continue with next FRU in callout list.

### Failing Item

- [SVCDOCS](#)
- [PCI\\_IOV](#)

---

#### B2006002

##### Explanation:

Firmware detected a change in the type of SRIOV capable adapter in the specified slot. The configuration for the original adapter is no longer valid. The SRIOV capable adapter and all associated logical ports will not be available until the issue is resolved.

##### Problem determination:

Verify the slot contains the expected SRIOV capable adapter. If the adapter in the slot was replaced with a different adapter, use a slot concurrent maintenance operation to replace the current adapter with the same type of SRIOV capable adapter originally in the slot. If the slot contains the expected SRIOV capable adapter, continue with next FRU in callout list.

### Failing Item

- [SVCDOCS](#)

---

#### B2006003

##### Explanation:

Firmware for the specified function cannot be loaded. The firmware resource and all associated virtual and/or physical devices will not be available until the issue is resolved.

##### Response:

Generate a PHYP and FSP dump and contact the next level of support.

### Failing Item

- [NEXTLVL](#)

---

#### B2006006

##### Explanation:

A problem occurred during the IPL of a partition.

##### Response

The partition ID is in extended word one as LP=xxx in decimal format. A platform LIC error occurred when the partition's memory initialized. The IPL will not continue.

Contact your next level of support.

### Failing Item

- [NEXTLVL](#)

---

#### B2006008

##### Explanation:

During the IPL of the partition, an error was detected while trying to setup the partition for firmware use. The IPL of the partition will not continue.

### Failing Item

- [LICCODE](#)

---

#### B2006009

##### Explanation:

An active memory sharing partition is attempting to use a paging space device for which it does not have ownership.

##### Problem determination:

Verify that the paging space device is not in use by another CEC, and then follow the instructions below to initialize the paging space device. 1) Power off the partition. 2) Verify that the paging device is not currently in another CEC's Reserved Pool. 3) Clear the paging space header of the hdisk assigned to the partition. 4) Remove the paging space from the Reserved Pool. 5) Add the just removed paging space back into the Reserved Pool. 6) Activate the partition. If this does not resolve the problem, contact your next level of support.

### Failing Item

- [SVCDOCS](#)

---

#### B200600A

##### Explanation:

A problem occurred during the IPL of a partition.

##### Response

The partition could not reserve the memory required for IPL.

Contact your next level of support.

### Failing Item

- [NEXTLVL](#)

---

#### B200600B

##### Explanation:

The Hypervisor was unable to detect the list of SRIOV capable adapters used by this partition. It is possible that the partition will activate without SRIOV resources.

---

**B200600C****Explanation:**

The Hypervisor was unable to verify all SRIOV logical ports were available before booting the partition. It is possible that some of the SRIOV logical ports may not be available.

---

**B200600D****Explanation:**

The Hypervisor was unable to retrieve the list of SRIOV logical ports used by the partition. It is possible that some SRIOV logical ports may not be available.

---

**B200600E****Explanation:**

One or more SRIOV adapters used by the partition did not become functional in a reasonable amount of time. The IPL of the partition continued but one or more SRIOV logical ports may not be available.

---

**B200600F****Explanation:**

One or more SRIOV logical ports used by the partition were not configured in a reasonable amount of time. The partition IPL continued but one or more of the SRIOV logical ports may not be available.

---

**B2006010****Explanation:**

A UUID for a partition was not generated in the time allowed.

**Response:**

Delete and recreate the partition. If the same failure occurs, contact your service provider.

---

**B2006011****Explanation:**

An error occurred when retrieving the UUID for the partition.

**Response:**

Delete and recreate the partition. If the same failure occurs, contact your service provider.

---

**B2006012****Explanation:**

A problem occurred during the IPL of a partition.

**Response**

The partition ID is in extended word one as LP=xxx in decimal format. The partition's LID failed to completely load into the partition's mainstore area.

Contact your next level of support.

**Failing Item**

- [NEXTLVL](#)

---

**B2006014****Explanation:**

The coherently attached accelerator failed or did not become operational. The logical partition will boot without the resource in an operational state.

---

**B2006015****Explanation:**

A problem occurred during the IPL of a partition.

**Response**

The partition ID is in extended word one as LP=xxx in decimal format.

The load source media is corrupted or not valid.

**Failing Item**

- [LSERROR](#)

---

**B2006017****Explanation:**

One or more persistent memory devices or volumes were not available during partition IPL.

**Response:**

Check the Serviceable Event view for other Serviceable Events logged at approximately the same time as this event, and perform the actions indicated for those Serviceable Events. If there are no Serviceable Events or if the actions indicated by other Serviceable Events have already been completed and the problem persists, work with the failing item list for this Serviceable Event.

**Failing Item**

- [SVCDOCS](#)
- [LICCODE](#)

---

**B2006018****Explanation:**

One or more persistent memory devices or volumes were missing during partition IPL.

**Response:**

Check the Serviceable Event view for other Serviceable Events logged at approximately the same time as this event, and perform the actions indicated for those Serviceable Events. If there are no Serviceable Events or if the actions indicated by other Serviceable Events have already been completed and the problem persists, work with the failing item list for this Serviceable Event.

## Failing Item

- [SVCDOCS](#)

---

### B2006025

**Explanation:**

A problem occurred during the IPL of a partition.

**Response**

The partition ID is in extended word one as LP=xxx in decimal format.

This is a problem with the load source media being corrupt or not valid.

## Failing Item

- [LSERROR](#)

---

### B2006027

**Explanation:**

A problem occurred during the IPL of a partition.

**Response**

The partition ID is in extended word one as LP=xxx in decimal format.

A failure occurred when allocating memory for an internal object used for LID load operations. Ensure the partition was allocated enough main storage, verify that no memory leaks are present, and then retry the operation.

## Failing Item

- [NEXTLVL](#)

---

### B2006110

**Explanation:**

A problem occurred during the IPL of a partition.

**Response:**

The partition ID is in extended word one as LP=xxx in decimal format. Error on load source device.

## Failing Item

- [LSERROR](#)

---

### B2006115

**Explanation:**

The IBM i lids needed for IPL are compressed.

---

### B200690A

**Explanation:**

A problem occurred during the IPL of a partition.

## Response

An error occurred while copying Open Firmware into the partition load area. Contact your next level of support.

## Failing Item

- [NEXTLVL](#)

---

### B2007200

**Explanation:**

System log entry only, no service action required.

**Response**

The partition ID is in extended word one as LP=xxx in decimal format. An error condition was encountered when communicating with the load source I/O Processor for the partition identified in the xx field of the B2xx SRC.

This informational error indicates a failure resetting the I/O Processor in the preceding B2xx3200 error. This may be normal. If there is a hardware failure there will be a different serviceable event. If the system IPL hangs at B2xx7200 and you cannot check the SRC history, perform the actions indicated for the B2xx3110 SRC.

---

### B2008080

**Explanation:**

System log entry only, no service action required.

---

### B2008081

**Explanation:**

A problem occurred during the IPL of a partition.

**Response:**

The partition ID is in extended word one as LP=xxx in decimal format. An internal LIC timeout has occurred. The partition may continue to IPL but it may experience problems while running.

## Failing Item

- [LICCODE](#)

---

### B2008105

**Explanation:**

A problem occurred during the IPL of a partition.

**Response**

The partition ID is in extended word one as LP=xxx in decimal format. There was a failure loading the VPD areas of the partition. Possible causes are:

- Corrupted/unsupported load source media
- Insufficient resources allocated to the partition
- Unsupported partition configuration by the operating system

If the problem is due to media, replace the load source media. If the problem is due to insufficient resources, allocate enough resources to the partition. If the problem is due to unsupported partition configuration, correct the partition configuration.

### Failing Item

- [SVCDOCS](#)

---

#### B2008106

##### Explanation:

A problem occurred during the IPL of a partition.

##### Response

The partition ID is in extended word one as LP=xxx in decimal format.

The IPL is terminated. Contact your next level of support.

### Failing Item

- [NEXTLVL](#)

---

#### B2008107

##### Explanation:

A problem occurred during the IPL of a partition.

##### Response:

The partition ID is in extended word one as LP=xxx in decimal format. There was a problem getting a segment of main storage in the platform's main store.

### Failing Item

- [LICCODE](#)

---

#### B2008109

##### Explanation:

A problem occurred during the IPL of a partition.

##### Response:

The partition ID is in extended word one as LP=xxx in decimal format. A failure occurred. The IPL is terminated. Ensure that there is enough memory to IPL the partition.

### Failing Item

- [LICCODE](#)

---

#### B2008111

##### Explanation:

A problem occurred during the IPL of a partition.

##### Response

The partition ID is in extended word one as LP=xxx in decimal format.

Contact your next level of support.

### Failing Item

- [NEXTLVL](#)

---

#### B2008112

##### Explanation:

A problem occurred during the IPL of a partition.

##### Response:

The partition ID is in extended word one as LP=xxx in decimal format. A failure occurred. The IPL is terminated.

### Failing Item

- [LICCODE](#)

---

#### B2008113

##### Explanation:

A problem occurred during the IPL of a partition.

##### Response

The partition ID is in extended word one as LP=xxx in decimal format. A problem occurred on the path to the load source for the partition.

There was an error mapping memory for the partition's IPL. Call your next level of support.

### Failing Item

- [LICCODE](#)

---

#### B2008114

##### Explanation:

A problem occurred during the IPL of a partition.

##### Response

The partition ID is in extended word one as LP=xxx in decimal format. A problem occurred on the path to the load source for the partition.

There was a failure verifying VPD for the partition's resources during IPL. Call your next level of support.

### Failing Item

- [LICCODE](#)

---

**B2008115****Explanation:**

A problem occurred during the IPL of a partition.

**Response:**

The partition ID is in extended word one as LP=xxx in decimal format. There was a low level partition to partition communication failure.

**Failing Item**

- [LICCODE](#)

---

**B2008116****Explanation:**

The NvRam required for the partition could not be obtained.

**Problem determination:**

The amount of Nvram needed to for the partition is unavailable. Free up some nvram by deleting partitions that are not longer needed.

**Failing Item**

- [SVCDOCS](#)
- [LICCODE](#)

---

**B2008117****Explanation:**

A problem occurred during the IPL of a partition.

**Response**

Partition did not IPL due to platform Licensed Internal Code error.

Contact your next level of support.

**Failing Item**

- [NEXTLVL](#)

---

**B2008121****Explanation:**

A problem occurred during the IPL of a partition.

**Response**

Partition did not IPL due to platform Licensed Internal Code error.

Contact your next level of support.

**Failing Item**

- [NEXTLVL](#)

---

**B2008123****Explanation:**

A problem occurred during the IPL of a partition.

**Response**

Partition did not IPL due to platform Licensed Internal Code error.

Contact your next level of support.

**Failing Item**

- [NEXTLVL](#)

---

**B2008125****Explanation:**

A problem occurred during the IPL of a partition.

**Response**

Partition did not IPL due to platform Licensed Internal Code error.

Contact your next level of support.

**Failing Item**

- [NEXTLVL](#)

---

**B2008127****Explanation:**

A problem occurred during the IPL of a partition.

**Response**

Partition did not IPL due to platform Licensed Internal Code error.

Contact your next level of support.

**Failing Item**

- [NEXTLVL](#)

---

**B2008129****Explanation:**

A problem occurred during the IPL of a partition.

**Response**

Partition did not IPL due to platform Licensed Internal Code error.

Contact your next level of support.



## Failing Item

- [NEXTLVL](#)

---

### B200813A

#### Explanation:

A problem occurred during the IPL of a partition.

#### Response

A problem occurred associating the partition terminal to the console serial port. This association is only attempted when in Manufacturing Default Configuration (MDC) mode.

There may be a service processor problem. Check for firmware updates and install them. If there are no firmware updates available, look for and correct errors with SRCs of the form B1xxxxxx in the Serviceable Event View. If that does not resolve the problem, contact your next level of support.

## Failing Item

- [SVCDOCS](#)

---

### B2008140

#### Explanation:

System log entry only, no service action required.

#### Response

A problem occurred during the IPL of a partition. The IPL continued without the VPD information for a slot.

The partition ID is in extended word one as LP=xxx in decimal format. An error occurred while retrieving a location code.

---

### B2008141

#### Explanation:

System log entry only, no service action required.

#### Response

A problem occurred during the IPL of a partition. The IPL continued without retrieving location code information for a slot or a bus.

The partition ID is in extended word one as LP=xxx in decimal format. An error occurred while retrieving a location code.

---

### B2008142

#### Explanation:

System log entry only, no service action required.

## Response

A problem occurred during the IPL of a partition. The IPL continued without retrieving the port location labels for an embedded slot.

The partition ID is in extended word one as LP=xxx in decimal format.

---

### B2008143

#### Explanation:

System log entry only, no service action required.

#### Response

A problem occurred during the IPL of a partition. The IPL continued without all available slot information.

The partition ID is in extended word one as LP=xxx in decimal format.

---

### B2008144

#### Explanation:

System log entry only, no service action required.

#### Response

A problem occurred during the IPL of a partition. The IPL continued without all available processor information.

The partition ID is in extended word one as LP=xxx in decimal format.

---

### B2008145

#### Explanation:

System log entry only, no service action required.

#### Response

A problem occurred during the IPL of a partition. The IPL continued without all available physical I/O information.

The partition ID is in extended word one as LP=xxx in decimal format.

---

### B2008146

#### Explanation:

System log entry only, no service action required.

#### Response

A code level mismatch occurred during the IPL of a partition. The IPL continued using a code level supported by this partition.

The partition ID is in extended word one as LP=xxx in decimal format.

---

### B2008147

**Explanation:**

An error occurred retrieving adapter configuration information for a coherently attached accelerator. Coherently attached accelerator resources assigned to the logical partition may not be available.

---

**B2008148****Explanation:**

An error occurred retrieving virtual function configuration information for a coherently attached accelerator. Coherently attached accelerator resources assigned to the logical partition may not be available.

---

**B2008150****Explanation:**

Platform LIC detected an error.

**Response**

The partition ID is in extended word one as LP=xxx in decimal format. A platform Licensed Internal Code error occurred.

Perform a platform dump and contact your next level of support.

**Failing Item**

- [NEXTLVL](#)

---

**B2008151****Explanation:**

Platform LIC detected an error.

**Response**

The partition ID is in extended word one as LP=xxx in decimal format. A platform Licensed Internal Code error occurred.

The partition assigned resources beyond its maximum capacity. Use HMC, SDMC, IVM or ASMI to increase the Logical Memory Block (LMB) size and/or use HMC, SDMC or IVM to reduce the number of virtual devices for the partition.

**Failing Item**

- [SVCDOCS](#)

---

**B2008152****Explanation:**

No active system processors.

**Response:**

Contact your next level of support.

**Failing Item**

- [NEXTLVL](#)

---

**B2008153****Explanation:**

An unrecoverable memory error caused a partition IPL to fail.

**Response:**

If you find a B123E504 or other memory related srcs that require a service action, perform the actions indicated to resolve the error. Then close this problem.

**Problem determination:**

The failing memory may have been automatically deallocated or resolved. Retry the partition IPL. If the problem repeats, contact your next level of support.

**Failing Item**

- [SVCDOCS](#)

---

**B2008160****Explanation:**

A problem occurred during the migration of a partition.

**Response:**

Contact your next level of support.

**Failing Item**

- [NEXTLVL](#)

---

**B2008161****Explanation:**

A problem occurred during the migration of a partition.

**Response:**

Contact your next level of support.

**Failing Item**

- [NEXTLVL](#)

---

**B2009004****Explanation:**

Hypervisor internal error processing SRIOV capable adapter configuration.

**Failing Item**

- [LICCODE](#)

---

**B2009008****Explanation:**

Unable to configure the ports for an SRIOV capable adapter.

**Problem determination:**

Look in the serviceable event log for B400xxxx errors from around the same time as this event and follow the recovery actions for these errors. If there are no B400xxxx errors in the serviceable event log, continue with the next FRU in the callout list.

### Failing Item

- [SVCDOCS](#)
- [LICCODE](#)

---

#### B200900C

**Explanation:**

Unable to configure an SRIOV capable adapter.

**Problem determination:**

Look in the serviceable event log for B400xxxx errors from around the same time as this event and follow the recovery actions for these errors. If there are no B400xxxx errors in the serviceable event log, continue with the next FRU in the callout list.

### Failing Item

- [SVCDOCS](#)
- [LICCODE](#)

---

#### B2009010

**Explanation:**

Unable to configure the ports for an SRIOV capable adapter.

**Problem determination:**

Look in the serviceable event log for B400xxxx errors from around the same time as this event and follow the recovery actions for these errors. If there are no B400xxxx errors in the serviceable event log, continue with the next FRU in the callout list.

### Failing Item

- [SVCDOCS](#)
- [LICCODE](#)

---

#### B2009014

**Explanation:**

Unable to complete the configuration of a system service or an SRIOV capable adapter.

**Problem determination:**

Look in the serviceable event log for B400xxxx errors from around the same time as this event and follow the recovery actions for these errors. If there are no B400xxxx errors in the serviceable event log, continue with the next FRU in the callout list.

### Failing Item

- [SVCDOCS](#)
- [LICCODE](#)

---

#### B2009018

**Explanation:**

Hypervisor internal error processing SRIOV capable adapter.

### Failing Item

- [LICCODE](#)

---

#### B2009108

**Explanation:**

Phyp Internal Error.

### Failing Item

- [LICCODE](#)

---

#### B200910C

**Explanation:**

Unable to configure logical ports for an SRIOV capable adapter.

**Problem determination:**

Look in the serviceable event log for B400xxxx errors from around the same time as this event and follow the recovery actions for these errors. If there are no B400xxxx errors in the serviceable event log, continue with the next FRU in the callout list.

### Failing Item

- [SVCDOCS](#)
- [LICCODE](#)

---

#### B2009110

**Explanation:**

Unable to deconfigure a logical port for an SRIOV capable adapter.

**Response:**

Verify Adapter is functional, if so contact the next level of support.

**Problem determination:**

Look in the serviceable event log for B400xxxx errors from around the same time as this event and follow the recovery actions for these errors. If there are no B400xxxx errors in the serviceable event log, continue with the next FRU in the callout list.

### Failing Item

- [SVCDOCS](#)

- [LICC0DE](#)

---

**B2009114****Explanation:**

Obtaining the VTPM trusted system key from the core of the hypervisor has failed.

**Response:**

SYSDUMP will be required for debugging.

**Failing Item**

- [LICC0DE](#)

---

**B2009115****Explanation:**

Sending a change key message to the VTPM has failed.

**Response:**

Verify that the VTPM is operational, consider collecting an LPADUMP and contact the next support level.

**Failing Item**

- [LICC0DE](#)

---

**B2009116****Explanation:**

VTPM returned an error when a key change was requested. This is a communications level error.

**Problem determination:**

Verify the VTPM is operational e.g. `"/usr/bin/tpm_readpcr -n 1"`, retry the `chkskey` operation and if error persists contact next level of support.

**Failing Item**

- [SVCDOCS](#)
- [LICC0DE](#)

---

**B2009117****Explanation:**

Sending a power-state changed message to the VTPM internal resource failed.

---

**B200A100****Explanation:**

A problem occurred after a partition ended abnormally.

**Response**

The partition ID is in extended word one as LP=xxx in decimal format. This partition could not stay running and shut itself down.

Work any error logs in the Serviceable Event View. If there are no errors, contact your next level of support.

**Failing Item**

- [SVCDOCS](#)

---

**B200A101****Explanation:**

A partition ended abnormally. The partition could not stay running and shut itself down.

---

**B200A140****Explanation:**

A partition terminated due to a bad processor.

**Response**

A lower priority partition lost a usable processor to supply it to a higher priority partition with a bad processor.

The partition ID is in extended word one as LP=xxx in decimal format.

If the partition is an IBM i Operating System partition, main store will be saved to disk. The partition will be powered off after the process is completed.

For all other partition types, the partition will power off immediately.

Evaluate the entire LPAR configuration. Adjust partition profiles with the new number of processors available in the system.

**Failing Item**

- [SVCDOCS](#)

---

**B200A160****Explanation:**

An internal resource failed causing possible loss of runtime diagnostic, power management recovery, and concurrent core init capabilities.

**Response:**

Check the Serviceable Event view for B2xxxxxx, B4xxxxxx, or BCxxxxxx SRCs logged at approximately the same time as this event, and perform the actions indicated for those Serviceable Events. If there are no other Serviceable Events or if the actions indicated by other Serviceable Events have already been completed and the problem persists, collect any LPADUMP dump files and contact your service provider.

**Failing Item**

- [SVCDOCS](#)

---

**B200A161****Explanation:**

An internal resource failed causing possible loss of access and/or function for an SR-IOV adapter.

**Response:**

Check the Serviceable Event view for B2xxxxxx or B4xxxxxx SRCs logged at approximately the same time as this event, and perform the actions indicated for those Serviceable Events. If there are no other Serviceable Events or if the actions indicated by other Serviceable Events have already been completed and the problem persists, collect any LPADUMP dump files and contact your service provider.

**Failing Item**

- [SVCDOCS](#)

---

**B200A162**

**Explanation:**

An internal resource failed causing possible loss of access and/or function of a trusted platform module.

**Response:**

Check the Serviceable Event view for B2xxxxxx, B4xxxxxx, or B7009xxx SRCs logged at approximately the same time as this event, and perform the actions indicated for those Serviceable Events. If there are no other Serviceable Events or if the actions indicated by other Serviceable Events have already been completed and the problem persists, collect any LPADUMP dump files and contact your service provider.

**Failing Item**

- [SVCDOCS](#)

---

**B200B07B**

**Explanation:**

System log entry only, no service action required.

---

**B200B215**

**Explanation:**

A problem occurred after a partition ended abnormally.

**Response**

The partition ID is in extended word one as LP=xxx in decimal format. There was a communications problem between this partition's service processor and the platform's service processor.

The platform will need to be re-IPLed before that partition can be used. Call your next level of support.

**Failing Item**

- [NEXTLVL](#)

---

**B200C148**

**Explanation:**

Unable to restore state after failed main store dump, Dump data in memory is not for the failed main store dump.

---

**B200C158**

**Explanation:**

Unable to restore the hypervisor page table after a failed main store dump.

---

**B200C1F0**

**Explanation:**

A problem occurred during a power off a partition.

**Response**

Internal platform Licensed Internal Code error occurred during partition shutdown or re-IPL.

Contact your next level of support.

**Failing Item**

- [NEXTLVL](#)

---

**B200D150**

**Explanation:**

A problem occurred after a partition ended abnormally.

**Response:**

The partition ID is in extended word one as LP=xxx in decimal format. There was a communications problem between this partition and code that handles resource allocation. Call your next level of support.

**Failing Item**

- [LICCODE](#)

---

**B200E0AA**

**Explanation:**

A problem occurred during a power off a partition.

**Response**

During the partition IPL, the partition terminal was associated to the console serial port. During partition shutdown, the unassociation of the partition terminal to the console serial port failed.

There may be a service processor problem. Check for firmware updates and install them. If there are no firmware updates available, look for and correct errors with SRCs of the form B1xxxxxx in the Serviceable

Event View. If that does not resolve the problem, contact your next level of support.

### Failing Item

- [SVCDOCS](#)

---

#### B200F000

**Explanation:**  
Hypervisor Internal Error.

### Failing Item

- [LICCODE](#)

---

#### B200F001

**Explanation:**  
A problem occurred during the IPL of a partition.

### Response

The partition ID is in extended word one as LP=xxx in decimal format. An operation has timed out.

Ignore this error if there are other serviceable errors. Work those error logs for this partition and for the platform from the Serviceable Event View. If there are no errors, contact your next level of support.

### Failing Item

- [SVCDOCS](#)

---

#### B200F003

**Explanation:**  
A problem occurred during the IPL of a partition.

### Response

The partition ID is in extended word one as LP=xxx in decimal format. Partition processors did not start LIC within the timeout window.

Capture a Partition Dump and call your next level of support.

### Failing Item

- [NEXTLVL](#)

---

#### B200F004

**Explanation:**  
The partition did not respond to a system request to power off.

### Response

A system request to power off a partition failed.

The partition ID is in extended word one as LP=xxx in decimal format.

Capture a Partition Dump. Contact your next level of support.

---

#### B200F005

**Explanation:**  
System log entry only, no service action required.

**Response:**  
The partition ID is in extended word one as LP=xxx in decimal format. The partition did not respond to a system request to power off the partition.

---

#### B200F006

**Explanation:**  
A problem occurred during the IPL of a partition.

### Response

The partition ID is in extended word one as LP=xxx in decimal format. The code load operation for the partition's IPL timed out.

Work any error logs for this partition in the Serviceable Event View. If there are no errors, contact your next level of support.

### Failing Item

- [SVCDOCS](#)

---

#### B200F007

**Explanation:**  
A problem occurred during a power off a partition.

### Response

The partition ID is in extended word one as LP=xxx in decimal format. A problem occurred on the path to the load source for the partition.

A timeout occurred during the process of trying to stop a partition from running. Contact your next level of support.

### Failing Item

- [LICCODE](#)

---

#### B200F008

**Explanation:**  
A problem occurred during the IPL of a partition.

### Response

During an IPL, a timeout occurred while waiting for a ready message from the partition.

Look for other errors. Re-IPL the partition to recover.

---

**B200F009****Explanation:**

System log entry only, no service action required.

**Response**

During an IPL, a timeout occurred while waiting for a response to a message.

Look for other errors. Re-IPL the partition to recover.

---

**B200F00A****Explanation:**

System log entry only, no service action required.

**Response**

During an IPL, a timeout occurred while waiting for a response to a message.

Look for other errors. If this SRC is displayed in the operator panel, then panel function 34 might be used to retry the current IPL while the partition is still in the failed state.

---

**B200F00B****Explanation:**

System log entry only, no service action required.

**Response**

During an IPL, a timeout occurred while waiting for a response to a message.

Look for other errors. If this SRC is displayed in the operator panel, then panel function 34 might be used to retry the current IPL while the partition is still in the failed state.

---

**B200F00C****Explanation:**

System log entry only, no service action required.

**Response**

During an IPL, a timeout occurred while waiting for a response to a message.

Look for other errors. If this SRC is displayed in the operator panel, then panel function 34 might be used to retry the current IPL while the partition is still in the failed state.

---

**B200F00D****Explanation:**

Timeout occurred during a main store dump IPL.

**Response:**

If this SRC is displayed in the operator panel during a main store dump IPL, then panel function 34 might be used to retry the current main store dump IPL while the partition is in the failed state.

---

**B200F00E****Explanation:**

Hypervisor internal communication failure.

---

**B200F00F****Explanation:**

Hypervisor internal communication failure. LPADUMP initiated for the failed resource.

**Response:**

Collect the LPADUMP and look for additional B400xxxx Serviceable Events which occurred around the same time as this SRC.

**Failing Item**

- [SVCDPCS](#)

---

**B200F010****Explanation:**

PHYP detected that the specified partition took too long to process the Integrated Fabric Management (IFM) data. IFM operations for the partition may not be complete.

**Problem determination:**

A reboot of the offending partition may clear up the error.

**Failing Item**

- [LICCODE](#)

---

**B200F011****Explanation:**

A timeout has occurred waiting for a response to an internal message sent to the Hypervisor.

**Failing Item**

- [LICCODE](#)

---

**B200F012****Explanation:**

A timeout has occurred waiting for an SRIOV capable adapter resource to become available.

**Problem determination:**

Look in the serviceable event log for B400xxxx errors from around the same time as this event and follow

the recovery actions for these errors. If there are no B400xxxx errors in the serviceable event log, continue with the next FRU in the callout list.

### Failing Item

- [SVCDOCS](#)
- [LICCODE](#)

---

#### B2D03001

**Explanation:**

VSP-initiated RSCDUMP of RPA partition's PFW content.

**Response:**

No service action required.

---

#### B2D03002

**Explanation:**

VSP-initiated RSCDUMP of IBM i partition's SLIC bootloader and PFW content.

**Response:**

No service action required.

---

#### B2D03004

**Explanation:**

Hypervisor initiated an LPADUMP for an internal resource.

---

## (B3xx) Reference codes

These error codes indicate a problem in the connection monitoring between the management console and a partition that is running on the managed system.

The management console logs these error codes but does not report them to the operating systems running on the managed system.

---

#### B3010001

**Explanation:**

Hardware Management Console (HMC) or partition connection monitoring fault

**Failing Item**

- [NEXTLVL](#)

---

#### B3010002

**Explanation:**

HMC or partition connection monitoring fault

**Response**

Perform the following steps:

1. Verify the network between the HMC and the partition by pinging in both directions. Correct any problems that you detect.
2. Reboot the HMC.

**Failing Item**

- [PTNNTWK](#)

---

#### B3010004

**Explanation:**

Hardware Management Console (HMC) or partition connection monitoring fault

**Failing Item**

- [NEXTLVL](#)

---

#### B3010012

**Explanation:**

HMC or partition connection monitoring fault.

**Failing Item**

- [NEXTLVL](#)

---

#### B3010013

**Explanation:**

HMC or partition connection monitoring fault.

**Failing Item**

- [NEXTLVL](#)

---

#### B3010019

**Explanation:**

HMC or partition connection monitoring fault.

**Failing Item**

- [NEXTLVL](#)

---

#### B3010020

**Explanation:**

HMC or partition connection monitoring fault.

**Failing Item**

- [NEXTLVL](#)

---

#### B3010023

**Explanation:**



HMC or partition connection monitoring fault.

### Failing Item

- [NEXTLVL](#)

---

#### B3010025

**Explanation:**

HMC or partition connection monitoring fault.

### Failing Item

- [NEXTLVL](#)

---

#### B3010026

**Explanation:**

HMC or partition connection monitoring fault.

### Failing Item

- [NEXTLVL](#)

---

#### B3010027

**Explanation:**

HMC or partition connection monitoring fault

### Response

Before using the entry in the FRU List, do the following:

1. If you use short host names for the HMC and the partitions, ensure that you have correctly set up the short host names. For more information, see the instructions in "Using Network Adapters to Communicate with Partitions" in the *Installation and Configuration Guide for the Hardware Management Console*. Correct any problems that you find, then verify that you can ping in both directions between the HMC and the partitions.
2. If you do not use short host names or if the previous step does not correct the problem, use the FRU List.

### Failing Item

- [NEXTLVL](#)

---

#### B3010029

**Explanation:**

HMC or partition connection monitoring fault.

### Failing Item

- [NEXTLVL](#)

---

#### B301002B

**Explanation:**

HMC or partition connection monitoring fault.

### Failing Item

- [NEXTLVL](#)

---

#### B301002C

**Explanation:**

HMC or partition connection monitoring fault.

### Failing Item

- [NEXTLVL](#)

---

#### B301002D

**Explanation:**

HMC or partition connection monitoring fault.

### Failing Item

- [NEXTLVL](#)

---

#### B3020001

**Explanation:**

Management Console (MC) RMC connection to partition monitoring fault

### Response

The Management Console (MC) either has no, or lost, RMC connection to the partition. Check for the following possible causes:

1. The partition does not have network configured.
2. The partition could be low on system resources. Lacking space in /root or /var might cause no RMC connection; extremely busy system would cause network, and the RMC connection, to drop intermittently.
3. The firewall is not authenticated. This can be verified by ssh/telnet from the MC to the lpar and vice versa.
4. The partition was cloned improperly and has the same Node Id as some other partition(s).

For more information, see the instructions in "Using Network Adapters to Communicate with Partitions" in the *Installation and Configuration Guide for the Hardware Management Console*

### Failing Item

- [NEXTLVL](#)

---

#### B3030001

**Explanation:**

The communication link between the service processor and the Hardware Management Console (HMC) failed.

## Response

Perform [FSPSP33](#) .

**Note:** This error might be a temporary condition caused by either the HMC or the system that the HMC is connected, being shutdown, restarted, upgraded or other intermittent conditions. While attempts are made to only report these errors when a connection has been lost. It is important to follow the procedures in the symbolic FRU list to determine if there is still a connection problem and how to resolve the issue.

## Failing Item

- [SPNETWK](#)

---

### B3030002

#### Explanation:

A single partition HMC link failed.

## Response

Perform [FSPSP33](#) .

**Note:** This error might be a temporary condition caused by either the HMC or the system that the HMC is connected, being shutdown, restarted, upgraded or other intermittent conditions. While attempts are made to only report these errors when a connection has been lost. It is important to follow the procedures in the symbolic FRU list to determine if there is still a connection problem and how to resolve the issue.

## Failing Item

- [SPNETWK](#)
- [PTNNTWK](#)

---

### B3030003

#### Explanation:

Multiple partition HMC links failed.

## Response

Perform [FSPSP33](#) .

**Note:** This error might be a temporary condition caused by either the HMC or the system that the HMC is connected, being shutdown, restarted, upgraded or other intermittent conditions. While attempts are made to only report these errors when a connection has been lost. It is important to follow the procedures in the symbolic FRU list to determine if there is still a connection problem and how to resolve the issue.

## Failing Item

- [SPNETWK](#)
- [PTNNTWK](#)

- [HMCMTWK](#)

---

### B3030004

#### Explanation:

All partition links for a single system to HMC failed.

## Response

Perform [FSPSP33](#) .

**Note:** This error might be a temporary condition caused by either the HMC or the system that the HMC is connected, being shutdown, restarted, upgraded or other intermittent conditions. While attempts are made to only report these errors when a connection has been lost. It is important to follow the procedures in the symbolic FRU list to determine if there is still a connection problem and how to resolve the issue.

## Failing Item

- [SPNETWK](#)
- [PTNNTWK](#)

---

### B3030005

#### Explanation:

All system links from one system to a single HMC failed.

## Response

Perform [FSPSP33](#) .

**Note:** This error might be a temporary condition caused by either the HMC or the system that the HMC is connected, being shutdown, restarted, upgraded or other intermittent conditions. While attempts are made to only report these errors when a connection has been lost. It is important to follow the procedures in the symbolic FRU list to determine if there is still a connection problem and how to resolve the issue.

## Failing Item

- [SPNETWK](#)

---

### B3030006

#### Explanation:

The links between a single HMC and a single managed system failed.

## Response

Perform [FSPSP33](#) .

**Note:** This error might be a temporary condition caused by either the HMC or the system that the HMC is connected, being shutdown, restarted, upgraded or other intermittent conditions. While attempts are made to only report these errors when a connection

has been lost. It is important to follow the procedures in the symbolic FRU list to determine if there is still a connection problem and how to resolve the issue.

### Failing Item

- [SPNETWK](#)

---

#### B3030007

##### Explanation:

A single HMC link to more than one managed system occurred.

##### Response

Perform [FSPSP33](#) .

**Note:** This error might be a temporary condition caused by either the HMC or the system that the HMC is connected, being shutdown, restarted, upgraded or other intermittent conditions. While attempts are made to only report these errors when a connection has been lost. It is important to follow the procedures in the symbolic FRU list to determine if there is still a connection problem and how to resolve the issue.

### Failing Item

- [SPNETWK](#)
- [HMCNTWK](#)

---

#### B3030008

##### Explanation:

One HMC link to another single HMC failed.

##### Response

Perform [FSPSP33](#) .

**Note:** This error might be a temporary condition caused by either the HMC or the system that the HMC is connected, being shutdown, restarted, upgraded or other intermittent conditions. While attempts are made to only report these errors when a connection has been lost. It is important to follow the procedures in the symbolic FRU list to determine if there is still a connection problem and how to resolve the issue.

### Failing Item

- [SPNETWK](#)
- [HMCNTWK](#)

---

#### B3030009

##### Explanation:

One HMC link to more than one HMC occurred.

### Response

Perform [FSPSP33](#) .

**Note:** This error might be a temporary condition caused by either the HMC or the system that the HMC is connected, being shutdown, restarted, upgraded or other intermittent conditions. While attempts are made to only report these errors when a connection has been lost. It is important to follow the procedures in the symbolic FRU list to determine if there is still a connection problem and how to resolve the issue.

### Failing Item

- [SPNETWK](#)
- [HMCMTWK](#)

---

#### B303000A

##### Explanation:

The HMC lost links to all managed systems.

##### Response

Perform [FSPSP33](#) .

**Note:** This error might be a temporary condition caused by either the HMC or the system that the HMC is connected, being shutdown, restarted, upgraded or other intermittent conditions. While attempts are made to only report these errors when a connection has been lost. It is important to follow the procedures in the symbolic FRU list to determine if there is still a connection problem and how to resolve the issue.

### Failing Item

- [SPNETWK](#)

---

#### B303000B

##### Explanation:

Multiple HMCs lost links to a single managed system.

##### Response

Perform [FSPSP33](#) .

**Note:** This error might be a temporary condition caused by either the HMC or the system that the HMC is connected, being shutdown, restarted, upgraded or other intermittent conditions. While attempts are made to only report these errors when a connection has been lost. It is important to follow the procedures in the symbolic FRU list to determine if there is still a connection problem and how to resolve the issue.

### Failing Item

- [SPNETWK](#)
- [HMCMTWK](#)

---

**B303000C****Explanation:**

Multiple HMCs lost links to multiple managed systems.

**Response**

Perform [FSPSP33](#) .

**Note:** This error might be a temporary condition caused by either the HMC or the system that the HMC is connected, being shutdown, restarted, upgraded or other intermittent conditions. While attempts are made to only report these errors when a connection has been lost. It is important to follow the procedures in the symbolic FRU list to determine if there is still a connection problem and how to resolve the issue.

**Failing Item**

- [SPNETWK](#)
- [HMCMTWK](#)

---

**B303000D****Explanation:**

Multiple HMCs lost links to multiple managed systems.

**Response**

Perform [FSPSP33](#) .

**Note:** This error might be a temporary condition caused by either the HMC or the system that the HMC is connected, being shutdown, restarted, upgraded or other intermittent conditions. While attempts are made to only report these errors when a connection has been lost. It is important to follow the procedures in the symbolic FRU list to determine if there is still a connection problem and how to resolve the issue.

**Failing Item**

- [SPNETWK](#)
- [HMCMTWK](#)

---

**B303000E****Explanation:**

The Network Interface Card (NIC) failed.

**Response**

Use the error codes offered in the HMC Focal Point to diagnose and repair the problem. For more information, see *Using Service Focal Point* .

**Note:** This error might be a temporary condition caused by either the HMC or the system that the HMC is connected, being shutdown, restarted, upgraded or other intermittent conditions. While attempts are made to only report these errors when a connection

has been lost. It is important to follow the procedures in the symbolic FRU list to determine if there is still a connection problem and how to resolve the issue.

**Failing Item**

- [SYSNTWK](#)

---

**B303000F****Explanation:**

A single partition HMC link failure occurred on a redundant path.

**Response**

Perform [FSPSP33](#) .

**Note:** This error might be a temporary condition caused by either the HMC or the system that the HMC is connected, being shutdown, restarted, upgraded or other intermittent conditions. While attempts are made to only report these errors when a connection has been lost. It is important to follow the procedures in the symbolic FRU list to determine if there is still a connection problem and how to resolve the issue.

**Failing Item**

- [SPNETWK](#)
- [PTNNTWK](#)

---

**B3030010****Explanation:**

A single HMC link to one HMC failure occurred on a redundant path.

---

**B3030011****Explanation:**

Server firmware connection monitoring to the flexible service processor failed.

**Response**

Perform [FSPSP33](#) .

**Note:** This error might be a temporary condition caused by either the HMC or the system that the HMC is connected, being shutdown, restarted, upgraded or other intermittent conditions. While attempts are made to only report these errors when a connection has been lost. It is important to follow the procedures in the symbolic FRU list to determine if there is still a connection problem and how to resolve the issue.

**Failing Item**

- [SPNETWK](#)

---

**B3030012**

**Explanation:**

Flexible service processor connection monitoring of server firmware failed

**Response**

Perform [FSPSP33](#) .

**Note:** This error might be a temporary condition caused by either the HMC or the system that the HMC is connected, being shutdown, restarted, upgraded or other intermittent conditions. While attempts are made to only report these errors when a connection has been lost. It is important to follow the procedures in the symbolic FRU list to determine if there is still a connection problem and how to resolve the issue.

**Failing Item**

- [SPNETWK](#)

---

**B3030013****Explanation:**

The communication path (mailbox) between server firmware and the flexible service processor failed.

**Response**

Perform [FSPSP33](#) .

**Note:** This error might be a temporary condition caused by either the HMC or the system that the HMC is connected, being shutdown, restarted, upgraded or other intermittent conditions. While attempts are made to only report these errors when a connection has been lost. It is important to follow the procedures in the symbolic FRU list to determine if there is still a connection problem and how to resolve the issue.

**Failing Item**

- [SPNETWK](#)
- [MAILBOX](#)

---

**B3031000****Explanation:**

Customer reported a console problem when creating a serviceable event on the HMC user interface.

**Response:**

Contact the customer for more information about the problem.

---

**B3031001****Explanation:**

Customer reported a power problem when creating a serviceable event on the HMC user interface.

**Response:**

Contact the customer for more information about the problem.

---

**B3031002****Explanation:**

Customer reported a processor problem when creating a serviceable event on the HMC user interface.

**Response:**

Contact the customer for more information about the problem.

---

**B3031003****Explanation:**

Customer reported a LAN problem when creating a serviceable event on the HMC user interface.

**Response:**

Contact the customer for more information about the problem.

---

**B3031004****Explanation:**

Customer reported a software problem when creating a serviceable event on the HMC user interface.

**Response:**

Contact the customer for more information about the problem.

---

**B3031005****Explanation:**

Customer reported a input/output (I/O) problem when creating a serviceable event on the HMC user interface.

**Response:**

Contact the customer for more information about the problem.

---

**B3031006****Explanation:**

Customer reported a problem when creating a serviceable event on the HMC user interface.

**Response:**

Contact the customer for more information about the problem.

---

**B3031007****Explanation:**

Customer tested problem reporting by creating a serviceable event on the HMC user interface.

**Response:**

Contact the customer for more information about the problem.

---

**B3031008****Explanation:**

Customer reported incomplete state problem when creating a serviceable event on the HMC user interface.

**Response:**

Contact the customer for more information about the problem.

---

**B3031100**

**Explanation:**

Customer reported a problem when creating a serviceable event on the HMC user interface.

**Response:**

Contact the customer for more information about the problem.

---

**B3031101**

**Explanation:**

Customer reported a power problem when creating a serviceable event on the HMC user interface.

**Response:**

Contact the customer for more information about the problem.

---

**B3031102**

**Explanation:**

Customer reported a processor problem when creating a serviceable event on the HMC user interface.

**Response:**

Contact the customer for more information about the problem.

---

**B3031103**

**Explanation:**

Customer reported a LAN problem when creating a serviceable event on the HMC user interface.

**Response:**

Contact the customer for more information about the problem.

---

**B3031104**

**Explanation:**

Customer reported a software problem when creating a serviceable event on the HMC user interface.

**Response:**

Contact the customer for more information about the problem.

---

**B3031105**

**Explanation:**

Customer reported a input/output (I/O) problem when creating a serviceable event on the HMC user interface.

**Response:**

Contact the customer for more information about the problem.

---

**B3031106**

**Explanation:**

Customer reported a problem when creating a serviceable event on the HMC user interface.

**Response:**

Contact the customer for more information about the problem.

---

**B3031107**

**Explanation:**

Customer tested problem reporting by creating a serviceable event on the HMC user interface.

**Response:**

Contact the customer for more information about the problem.

---

**B3036600**

**Explanation:**

The HMC failed to retrieve a dump from a managed system. If you have a redundant HMC environment, a peer HMC might have retrieved the dump. This might be a temporary problem.

**Response**

After receiving this error, perform the following steps:

1. Ensure that there is connectivity between this HMC and managed System reported.
  2. Use the manage dumps utility to determine if dumps have been received from the managed system.
  3. If there is a peer HMC managing the same system, also check that HMC. Managed System Dumps can be retrieved by any HMC connected to the system. If there is a current dump from the managed system reported in the error, than the available dump has been retrieved.
- 

**B3036601**

**Explanation:**

The HMC failed to retrieve a platform system dump from the managed system. If you have a redundant HMC environment, a peer HMC might have retrieved the dump. This might be a temporary problem.

**Response**

After receiving this error, perform the following steps:

1. Use the manage dumps utility to determine if a dump of that type has been received from the managed system.
2. If you have a peer HMC managing the same system, also check that HMC. Managed System Dumps can

be retrieved by any HMC connected to the system. If there is a current dump of the type that failed from the managed system reported in the error, than the available dump of that type has been retrieved.

---

**B3036602****Explanation:**

The HMC failed to retrieve a dump from the service processor. If you have a redundant HMC environment, a peer HMC might have retrieved the dump. This might be a temporary problem.

**Response**

After receiving this error, perform the following steps:

1. Use the manage dumps utility to determine if a dump of that type has been received from the managed system.
2. If you have a peer HMC managing the same system, also check that HMC. Managed System Dumps can be retrieved by any HMC connected to the system. If there is a current dump of the type that failed from the managed system reported in the error, than the available dump of that type has been retrieved.

---

**B3036604****Explanation:**

The HMC failed to retrieve a power subsystem dump from the managed system. If you have a redundant HMC environment, a peer HMC might have retrieved the dump. This might be a temporary problem.

**Response**

After receiving this error, perform the following steps:

1. Use the manage dumps utility to determine if a dump of that type has been received from the managed system.
2. If you have a peer HMC managing the same system, also check that HMC. Managed System Dumps can be retrieved by any HMC connected to the system. If there is a current dump of the type that failed from the managed system reported in the error, than the available dump of that type has been retrieved.

---

**B3036620****Explanation:**

Primary HMC arbitration failure for domain {0} with peers {1}.

**Response**

**Note:** Domain indicates which domain the managed system belongs to. Peers indicate what HMC are also connected to the service processor.

After receiving this error, perform the following steps:

This error code indicates that this HMC did receive primary information from a peer HMC. To resolve this issue ensure that there is connectivity to the service processor and the other HMC connected to the managed system.

---

**B3036625****Explanation:**

Primary HMC arbitration failure for domain {0} with peers {1}.

**Response**

**Note:** Domain indicates which domain the managed system belongs to. Peers indicate what HMC are also connected to the service processor.

After receiving this error, perform the following steps:

This error code indicates that this HMC could not communicate with the service processor to either set itself as a primary or to determine if other HMCs are connected. To resolve this issue ensure that there is connectivity to the service processor and the other HMC connected to the managed system.

---

**B3100011****Explanation:**

The DVD RW drive or disk has failed.

---

**B3100500****Explanation:**

Ethernet network failure

**Response**

Do the following:

1. Reseat your Ethernet card.
2. Check your Ethernet cable connections.
3. If the previous actions do not resolve the problem, contact your next level of support.

**Failing Item**

- [NEXTLVL](#)

---

**B3112420****Explanation:**

Ethernet network failure

## Response

Do the following:

1. Reseat your Ethernet card.
2. Check your Ethernet cable connections.
3. If the previous actions do not resolve the problem, contact your next level of support.

## (B4xx) Reference codes

---

### B400001

#### Explanation:

The adapter used by system firmware has an EEH (Extended Error Handling) error.

#### Response

Collect a resource dump for the firmware that logged the error using the appropriate resource selector as indicated below. This will create an LPADUMP which should be collected for debug.

If a location code is provided with the SVCDOCS FRU callout, the resource is an SRIOV adapter. Use a resource selector of "sriov [location code] [restart]" for the resource dump.

If there is no location code provided with the SVCDOCS FRU callout, the resource is a VTPM (Virtual Trusted Platform Module). Use a resource selector of "vtpm [lp id] [restart]" for the resource dump where the lp id is determined from word 4 of the SRC.

The [restart] parameter is optional and will restart the firmware managing the VTPM or SRIOV resources. Specifying this option will cause a temporary loss of function. The restart option is preferable for SRIOV, if all logical ports have failed and are unusable from the LPARs or if a temporary interruption can be tolerated by all logical ports. The restart option is required to collect an adapter dump for the impacted SRIOV adapter.

#### Failing Item

- [SVCDOCS](#)

### B400002

#### Explanation:

Verification of the PCIe configuration space for the SRIOV capable adapter has failed.

#### Response

Collect a resource dump for the firmware that logged the error using the appropriate resource selector as indicated below. This will create an LPADUMP which should be collected for debug.

## Failing Item

- [NEXTLVL](#)

If a location code is provided with the SVCDOCS FRU callout, the resource is an SRIOV adapter. Use a resource selector of "sriov [location code] [restart]" for the resource dump.

If there is no location code provided with the SVCDOCS FRU callout, the resource is a VTPM (Virtual Trusted Platform Module). Use a resource selector of "vtpm [lp id] [restart]" for the resource dump where the lp id is determined from word 4 of the SRC.

The [restart] parameter is optional and will restart the firmware managing the VTPM or SRIOV resources. Specifying this option will cause a temporary loss of function. The restart option is preferable for SRIOV, if all logical ports have failed and are unusable from the LPARs or if a temporary interruption can be tolerated by all logical ports. The restart option is required to collect an adapter dump for the impacted SRIOV adapter.

## Failing Item

- [SVCDOCS](#)

### B400003

#### Explanation:

An attempt to setup an I/O mapping with the Hypervisor has failed.

### B400004

#### Explanation:

The setup of the PCIe adapter base address registers has failed.

#### Response

Collect a resource dump for the firmware that logged the error using the appropriate resource selector as indicated below. This will create an LPADUMP which should be collected for debug.

If a location code is provided with the SVCDOCS FRU callout, the resource is an SRIOV adapter. Use a resource selector of "sriov [location code] [restart]" for the resource dump.



If there is no location code provided with the SVCDOCS FRU callout, the resource is a VTPM (Virtual Trusted Platform Module). Use a resource selector of "vtpm [lp id] [restart]" for the resource dump where the lp id is determined from word 4 of the SRC.

The [restart] parameter is optional and will restart the firmware managing the VTPM or SRIOV resources. Specifying this option will cause a temporary loss of function. The restart option is preferable for SRIOV, if all logical ports have failed and are unusable from the LPARs or if a temporary interruption can be tolerated by all logical ports. The restart option is required to collect an adapter dump for the impacted SRIOV adapter.

### Failing Item

- [SVCDOCS](#)

---

#### B4000100

**Explanation:**

An interrupt source could not be masked due to an error from the Hypervisor.

**Response:**

Collect a resource dump for the firmware resource that logged the error.

### Failing Item

- [SVCDOCS](#)

---

#### B4000101

**Explanation:**

An interrupt source could not be unmasked due to an error from the Hypervisor.

**Response:**

Collect a resource dump for the firmware resource that logged the error.

### Failing Item

- [SVCDOCS](#)

---

#### B4000102

**Explanation:**

The directory is full and a new entry could not be added.

---

#### B4000201

**Explanation:**

An allocation of memory has failed.

**Response:**

Collect a resource dump for the firmware resource that logged the error.

### Failing Item

- [SVCDOCS](#)

---

#### B4000202

**Explanation:**

An unrecoverable assert has occurred.

**Response:**

Collect a resource dump for the firmware resource that logged the error.

### Failing Item

- [SVCDOCS](#)

---

#### B4003004

**Explanation:**

Firmware initiated LPADUMP.

---

#### B4008001

**Explanation:**

A bad parameter was passed to a critical function.

**Response:**

Collect a resource dump for the firmware resource that logged the error.

### Failing Item

- [SVCDOCS](#)

---

#### B4008101

**Explanation:**

Not all error tracing sessions could be instantiated.

---

#### B4008102

**Explanation:**

The current time could not be retrieved.

**Response:**

Collect a resource dump for the firmware resource that logged the error.

### Failing Item

- [SVCDOCS](#)

---

#### B4008103

**Explanation:**

The current timebase frequency could not be retrieved.

**Response:**

Collect a resource dump for the firmware resource that logged the error.

### Failing Item

- [SVCDOCS](#)

---

**B400A000****Explanation:**

The close of a virtual device driver has failed.

**Response:**

Collect a resource dump for the firmware resource that logged the error.

**Failing Item**

- [SVCDOCS](#)

---

**B400A001****Explanation:**

The schedule of a task for a virtual device driver has failed.

**Response:**

Collect a resource dump for the firmware resource that logged the error.

**Failing Item**

- [SVCDOCS](#)

---

**B400A0A0****Explanation:**

An invalid command was received by the management channel.

---

**B400A0A1****Explanation:**

Debug output failed to be sent to the Hypervisor.

---

**B400A0A2****Explanation:**

A debug handler for the management channel failed to initialize.

**Response:**

Collect a resource dump for the firmware resource that logged the error.

**Failing Item**

- [SVCDOCS](#)

---

**B400B001****Explanation:**

The Virtual Trusted Platform Module (VTPM) could not seed its Pseudo-Random Number Generator (PRNG).

**Response:**

Collect a resource dump for the firmware resource that logged the error.

**Failing Item**

- [SVCDOCS](#)

---

**B400B002****Explanation:**

The Virtual Trusted Platform Module (VTPM) initialization failed.

**Response:**

Collect a resource dump for the firmware resource that logged the error.

**Failing Item**

- [SVCDOCS](#)

---

**B400B003****Explanation:**

The Virtual Trusted Platform Module (VTPM) has entered the fail state.

**Response:**

Collect a resource dump for the firmware resource that logged the error.

**Failing Item**

- [SVCDOCS](#)

---

**B400B004****Explanation:**

The Virtual Trusted Platform Module (VTPM) communication channel failed to initialize.

**Response:**

Collect a resource dump for the firmware resource that logged the error.

**Failing Item**

- [SVCDOCS](#)

---

**B400F104****Explanation:**

System firmware Error.

**Response:**

Send the resource dump to the next level of support.

**Failing Item**

- [SVCDOCS](#)

---

**B400FF01****Explanation:**

An adapter hardware error has occurred.

**Response**

Replace the adapter for which the error is logged. If the error persists, collect a resource dump for the firmware that logged the error using the appropriate

resource selector as indicated below. This will create an LPADUMP which should be collected for debug.

If a location code is provided with the SVCDOCS FRU callout, the resource is an SRIOV adapter. Use a resource selector of "sriov [location code] [restart]" for the resource dump.

If there is no location code provided with the SVCDOCS FRU callout, the resource is a VTPM (Virtual Trusted Platform Module). Use a resource selector of "vtpm [lp id] [restart]" for the resource dump where the lp id is determined from word 4 of the SRC.

The [restart] parameter is optional and will restart the firmware managing the VTPM or SRIOV resources. Specifying this option will cause a temporary loss of function. The restart option is preferable for SRIOV, if all logical ports have failed and are unusable from the LPARs or if a temporary interruption can be tolerated by all logical ports. The restart option is required to collect an adapter dump for the impacted SRIOV adapter.

### Failing Item

- [PCICARD](#)
- [LICCODE](#)

---

#### B400FF02

##### Explanation:

An adapter internal error has occurred.

### Response

Collect a resource dump for the firmware that logged the error using the appropriate resource selector as indicated below. This will create an LPADUMP which should be collected for debug.

If a location code is provided with the SVCDOCS FRU callout, the resource is an SRIOV adapter. Use a resource selector of "sriov [location code] [restart]" for the resource dump.

If there is no location code provided with the SVCDOCS FRU callout, the resource is a VTPM (Virtual Trusted Platform Module). Use a resource selector of "vtpm [lp id] [restart]" for the resource dump where the lp id is determined from word 4 of the SRC.

The [restart] parameter is optional and will restart the firmware managing the VTPM or SRIOV resources. Specifying this option will cause a temporary loss of function. The restart option is preferable for SRIOV, if all logical ports have failed and are unusable from the LPARs or if a temporary interruption can be tolerated by all logical ports. The restart option is required

to collect an adapter dump for the impacted SRIOV adapter.

### Failing Item

- [SVCDOCS](#)
- [LICCODE](#)
- [PCICARD](#)

---

#### B400FF03

##### Explanation:

An adapter error has occurred related to transceiver modules.

### Response

Reinstall original transceiver module(s) if removed by error. Collect a resource dump for the firmware that logged the error using the appropriate resource selector as indicated below. This will create an LPADUMP which should be collected for debug.

If a location code is provided with the SVCDOCS FRU callout, the resource is an SRIOV adapter. Use a resource selector of "sriov [location code] [restart]" for the resource dump.

If there is no location code provided with the SVCDOCS FRU callout, the resource is a VTPM (Virtual Trusted Platform Module). Use a resource selector of "vtpm [lp id] [restart]" for the resource dump where the lp id is determined from word 4 of the SRC.

The [restart] parameter is optional and will restart the firmware managing the VTPM or SRIOV resources. Specifying this option will cause a temporary loss of function. The restart option is preferable for SRIOV, if all logical ports have failed and are unusable from the LPARs or if a temporary interruption can be tolerated by all logical ports. The restart option is required to collect an adapter dump for the impacted SRIOV adapter.

##### Problem determination:

Reinstall original SFP+ modules if removed by error.

### Failing Item

- [SVCDOCS](#)
- [PCICARD](#)

---

#### B400FF04

##### Explanation:

An internal firmware or adapter firmware error has occurred.

## Response

Collect a resource dump for the firmware that logged the error using the appropriate resource selector as indicated below. This will create an LPADUMP which should be collected for debug.

If a location code is provided with the SVCDOCs FRU callout, the resource is an SRIOV adapter. Use a resource selector of "sriov [location code] [restart]" for the resource dump.

If there is no location code provided with the SVCDOCs FRU callout, the resource is a VTPM (Virtual Trusted Platform Module). Use a resource selector of "vtpm [lp id] [restart]" for the resource dump where the lp id is determined from word 4 of the SRC.

The [restart] parameter is optional and will restart the firmware managing the VTPM or SRIOV resources. Specifying this option will cause a temporary loss of function. The restart option is preferable for SRIOV, if all logical ports have failed and are unusable from the LPARs or if a temporary interruption can be tolerated by all logical ports. The restart option is required to collect an adapter dump for the impacted SRIOV adapter.

## Failing Item

- [SVCDOCS](#)
- [LICCODE](#)

---

### B400FF05

#### Explanation:

An adapter I/O error occurred.

## Response

Look for B7006xxx SRCs and follow service procedures for those SRCs. If no B700xxxx SRCs exist, continue with the eFRU list. Collect a resource dump for the firmware that logged the error using the appropriate resource selector as indicated below. This will create an LPADUMP which should be collected for debug.

If a location code is provided with the SVCDOCs FRU callout, the resource is an SRIOV adapter. Use a resource selector of "sriov [location code] [restart]" for the resource dump.

If there is no location code provided with the SVCDOCs FRU callout, the resource is a VTPM (Virtual Trusted Platform Module). Use a resource selector of "vtpm [lp id] [restart]" for the resource dump where the lp id is determined from word 4 of the SRC.

The [restart] parameter is optional and will restart the firmware managing the VTPM or SRIOV resources. Specifying this option will cause a temporary loss of function. The restart option is preferable for SRIOV, if all logical ports have failed and are unusable from the LPARs or if a temporary interruption can be tolerated by all logical ports. The restart option is required to collect an adapter dump for the impacted SRIOV adapter.

## Failing Item

- [SVCDOCS](#)
- [PCICARD](#)
- [LICCODE](#)

---

### B400FF06

#### Explanation:

A cable error was detected.

## Response

Replace network cable. Collect a resource dump for the firmware that logged the error using the appropriate resource selector as indicated below. This will create an LPADUMP which should be collected for debug.

If a location code is provided with the SVCDOCs FRU callout, the resource is an SRIOV adapter. Use a resource selector of "sriov [location code] [restart]" for the resource dump.

If there is no location code provided with the SVCDOCs FRU callout, the resource is a VTPM (Virtual Trusted Platform Module). Use a resource selector of "vtpm [lp id] [restart]" for the resource dump where the lp id is determined from word 4 of the SRC.

The [restart] parameter is optional and will restart the firmware managing the VTPM or SRIOV resources. Specifying this option will cause a temporary loss of function. The restart option is preferable for SRIOV, if all logical ports have failed and are unusable from the LPARs or if a temporary interruption can be tolerated by all logical ports. The restart option is required to collect an adapter dump for the impacted SRIOV adapter.

#### Problem determination:

Replace network cable.

## Failing Item

- [SVCDOCS](#)

---

### B400FF40

#### Explanation:

An adapter port or link error has occurred.

---

**B400FF41****Explanation:**

Invalid configuration request.

---

**B400FF42****Explanation:**

Adapter dump collected.

---

**B400FF43****Explanation:**

An error associated with a single virtual function occurred.

---

**B400FF44****Explanation:**

---

## (B6xx) Reference codes

---

---

**B6000000****Explanation:**

Operating system status code.

**Response**

This reference code is for information only. It is shown in the Product activity log as a side effect of a condition that was detected by LIC.

Normally, no action should be taken as a result of information reference codes. However, to isolate the root cause, use these suggestions:

1. Examine the date and time of the informational reference code.
2. Determine if any other reference codes have been logged at or before the same date and time.
3. Begin the service approach based on these other logged errors.

---

**B6000102****Explanation:**

A machine check occurred during IPL.

**Response**

Words 2 to 9 of this SRC contain additional diagnostic information. Record SRC words 1 through 9 before attempting to IPL again and report the problem to your Software Service Provider.

---

**B6000103****Explanation:**

Main storage dump must be copied for service.

Firmware internal error.

**Response:**

Collect a resource dump for the firmware resource that logged the error.

---

**B400FF45****Explanation:**

An adapter I/O error occurred.

---

**B400FF46****Explanation:**

This reference code indicates that a PCIe bus internal connection initialized to a lower bus configuration than expected. The bus is operational but operating at a bandwidth below its rated capacity. This may lead to degraded I/O throughput.

---

**Failing Item**

- [LICIP01](#)

---

**B6000104****Explanation:**

Terminate Immediate reference code is bad.

**Failing Item**

- [LICIP08](#)
- [AJDG301](#)

---

**B6000105****Explanation:**

More than one request to terminate the system was issued.

**Failing Item**

- [LICIP08](#)
- [AJDG301](#)

---

**B6000106****Explanation:**

Terminate Immediate data is not valid.

**Failing Item**

- [LICIP08](#)
- [AJDG301](#)

---

**B6000107****Explanation:**

Main storage dump must be copied for service.

## Response

The server detected an unrecoverable machine check condition.

Collect all the words of the SRC and the main store dump and send to your system manufacturer for analysis.

---

### B6000109

#### Explanation:

An unrecoverable memory error occurred.

## Response

Re-IPL the partition that terminated. Then, look for and correct errors with SRCs of the form B1xxxxxx in the Serviceable Event View that indicate the replacement of memory in the failing item list. If there are no B1xxxxxx SRCs in the Serviceable Event View that indicate a memory problem, perform a slow boot by using [Performing a slow boot](#) in order to run diagnostics on the memory. Then, look for and correct errors with SRCs of the form B1xxxxxx in the Serviceable Event View.

## Failing Item

- [SVCDOCS](#)

---

### B6000202

#### Explanation:

Unrecoverable read error.

## Response

Restore the Licensed Internal Code using [Utilities to install and restore IBM i Licensed Internal Code](#).

---

### B6000208

#### Explanation:

Storage Management early IPL failure.

#### Response:

A critical error occurred during Storage Management early IPL initialization. Contact your next level of support for assistance, and investigate the extended SRC data for details about the failure. Determine if the error can be corrected with configuration changes. If the problem cannot be corrected, obtain the SRC history, and submit an Authorized Problem Analysis Report (APAR).

---

### B6000210

#### Explanation:

The system ASP has run out of disk storage.

#### Response:

The out of storage condition in the system ASP can be caused by an allocation failure in some other system software. This could be a looping condition that continues to allocate storage. Contact your service representative for assistance with the Main Storage Dump.

---

### B6000231

#### Explanation:

Disk sanitize action completed successfully.

#### Response:

No service action required. This entry is logged for information only.

---

### B6000232

#### Explanation:

Disk sanitize action did not complete successfully.

#### Response:

Provide the Product Activity Log entry to your next level of support for analysis.

---

### B6000244

#### Explanation:

Contact was lost with the device indicated.

## Response

Do not power off the system.

Perform the procedure indicated in the failing item list.

## Failing Item

- [LICIP13](#)
- [FI00580](#)
- [FI00500](#)
- [FI00302](#)
- [FI00301](#)
- [AJDG301](#)

---

### B6000255

#### Explanation:

Contact was lost with the device indicated.

## Response

Do not power off the system.

Perform the procedure indicated in the failing item list.

## Failing Item

- [LICIP13](#)

- [FI00580](#)
- [FI00500](#)
- [FI00302](#)
- [FI00301](#)
- [AJDG301](#)

---

**B6000266****Explanation:**

Contact was lost with the device indicated.

**Response**

Do not power off the system.

Perform the procedure indicated in the failing item list.

**Failing Item**

- [LICIP13](#)
- [FI00580](#)
- [FI00500](#)
- [FI00302](#)
- [FI00301](#)
- [AJDG301](#)

---

**B6000299****Explanation:**

Informational LIC state SRC.

---

**B6000302****Explanation**

Recursion in exception handler.

This SRC is an IBM i software event. If this SRC was reported as a serviceable event or if this SRC appears on the IBM i LPAR's panel then report the SRC as an IBM i software problem.

**Failing Item**

- [LICIP08](#)
- [AJDG301](#)

---

**B6000304****Explanation:**

Component specific exception handler return code not valid.

**Failing Item**

- [LICIP08](#)
- [AJDG301](#)

---

**B6000305****Explanation:**

Exception while storage management lock is held.

**Failing Item**

- [LICIP08](#)
- [AJDG301](#)

---

**B6000307****Explanation:**

LIC exception code detected a problem.

**Response**

Component Specific Exception Handler recursion is detected in an IBM i Operating System process.

**Failing Item**

- [LICIP08](#)
- [AJDG301](#)

---

**B6000308****Explanation:**

LIC exception code detected a problem.

**Response**

Component Specific Exception Handler recursion is detected in an IBM i Operating System process.

**Failing Item**

- [LICIP08](#)
- [AJDG301](#)

---

**B6000317****Explanation:**

Traceback for code not found.

**Failing Item**

- [LICIP08](#)
- [AJDG301](#)

---

**B6000323****Explanation:**

LIC exception code detected a problem.

**Failing Item**

- [LICIP08](#)
- [AJDG301](#)

---

**B6000324****Explanation:**

LIC exception code detected a problem.

**Failing Item**

- [LICIP08](#)
- [AJDG301](#)

---

**B6000325****Explanation:**

LIC exception code detected a problem.

**Failing Item**

- [LICIP08](#)
- [AJDG301](#)

---

**B6000326****Explanation:**

LIC exception code detected a problem.

**Failing Item**

- [LICIP08](#)
- [AJDG301](#)

---

**B6000327****Explanation:**

LIC exception code detected a problem.

**Failing Item**

- [LICIP08](#)
- [AJDG301](#)

---

**B6000328****Explanation:**

LIC exception code detected a problem.

**Failing Item**

- [LICIP08](#)
- [AJDG301](#)

---

**B6000329****Explanation:**

LIC exception code detected a problem.

**Failing Item**

- [LICIP08](#)
- [AJDG301](#)

---

**B6000333****Explanation:**

A branch to a bad address was attempted.

**Failing Item**

- [LICIP08](#)
- [AJDG301](#)

---

**B6000334****Explanation:**

Exception Handler could not be removed.

**Failing Item**

- [LICIP08](#)
- [AJDG301](#)

---

**B6000335****Explanation:**

Code resumed to not valid address following exception.

**Failing Item**

- [LICIP08](#)
- [AJDG301](#)

---

**B6000336****Explanation:**

LIC exception code detected a problem.

**Failing Item**

- [LICIP08](#)
- [AJDG301](#)

---

**B6000401****Explanation:**

A machine check occurred during IPL.

**Failing Item**

- [LICIP08](#)
- [AJDG301](#)

---

**B6000402****Explanation:**

A machine check occurred during authority initialization.

**Failing Item**

- [LICIP08](#)
- [AJDG301](#)

---

**B6000403**



**Explanation:**

Unhandled exception during IPL or install.

**Failing Item**

- [LICIP08](#)
- [AJDG301](#)

---

**B6000405****Explanation:**

Unhandled exception in authority recovery.

**Failing Item**

- [LICIP08](#)
- [AJDG301](#)

---

**B6000406****Explanation:**

Unhandled exception in data base recovery.

**Failing Item**

- [LICIP08](#)
- [AJDG301](#)

---

**B6000407****Explanation:**

Unhandled exception in data base initialization.

**Failing Item**

- [LICIP08](#)
- [AJDG301](#)

---

**B6000408****Explanation:**

Unhandled exception in journal recovery.

**Failing Item**

- [LICIP08](#)
- [AJDG301](#)

---

**B6000409****Explanation:**

Unhandled exception in journal synchronization.

**Failing Item**

- [LICIP08](#)
- [AJDG301](#)

---

**B6000410****Explanation:**

Unhandled exception in journal clean up.

**Failing Item**

- [LICIP08](#)
- [AJDG301](#)

---

**B6000411****Explanation:**

Unhandled exception in commit recovery.

**Failing Item**

- [LICIP08](#)
- [AJDG301](#)

---

**B6000412****Explanation:**

Unhandled exception in commit initialization.

**Failing Item**

- [LICIP08](#)
- [AJDG301](#)

---

**B6000413****Explanation:**

Rebuild of recovery object index failed.

**Failing Item**

- [LICIP08](#)
- [AJDG301](#)

---

**B6000414****Explanation:**

Install of operating system failed on read from media.

**Failing Item**

- [LICIP08](#)
- [FI00300](#)

---

**B6000415****Explanation:**

Create user profile failed.

**Failing Item**

- [LICIP08](#)
- [AJDG301](#)

---

**B6000417****Explanation:**

Initiating the initial process failed.

## Failing Item

- [LICIP08](#)
- [AJDG301](#)

---

### B6000418

#### Explanation:

The information loaded from the install media is not valid.

## Failing Item

- [LICIP08](#)
- [AJDG301](#)

---

### B6000419

#### Explanation:

The information loaded from the install media is not valid.

## Failing Item

- [LICIP08](#)
- [AJDG301](#)

---

### B6000420

#### Explanation:

The information loaded from the install media is not valid.

## Failing Item

- [LICIP08](#)
- [AJDG301](#)

---

### B6000421

#### Explanation:

Bad return code creating a queue or message.

## Failing Item

- [LICIP08](#)
- [AJDG301](#)

---

### B6000422

#### Explanation:

The Load/Dump command failed.

## Failing Item

- [LICIP08](#)
- [AJDG301](#)

---

### B6000423

#### Explanation:

LIC in IBM i has detected that the system unit technology level or configuration is not supported by the version and release of IBM i attempting to install. The version and release of IBM i you are working with will not install and not IPL on this system unit.

#### Problem determination:

Install on a system unit that is supported by the version and release of IBM i that you are working with.

## Failing Item

- [SVCDOCS](#)

---

### B6000439

#### Explanation:

Opening the IPCF connection failed.

## Failing Item

- [LICIP08](#)
- [AJDG301](#)

---

### B6000440

#### Explanation:

Termination code is not valid.

## Failing Item

- [LICIP08](#)
- [AJDG301](#)

---

### B6000441

#### Explanation:

Power off system command failed.

## Failing Item

- [LICIP08](#)
- [AJDG301](#)

---

### B6000443

#### Explanation:

Programmed IPL command failure.

## Failing Item

- [LICIP08](#)
- [AJDG301](#)

---

### B6000446

#### Explanation:

Error during machine termination.

## Failing Item

- [LICIP08](#)

- [AJDG301](#)

---

**B6000447****Explanation:**

Failure to reach MI boundary.

**Failing Item**

- [LICIP08](#)
- [AJDG301](#)

---

**B6000449****Explanation:**

Exception in MI boundary manager.

**Failing Item**

- [LICIP08](#)
- [AJDG301](#)

---

**B6000506****Explanation:**

Attempt to destroy a task with critical flag on.

**Failing Item**

- [LICIP08](#)
- [AJDG301](#)

---

**B6000507****Explanation**

A critical process terminated. This SRC will be in the LPAR's panel.

LIC detected an attempt to terminate a process with its critical flag set to ON. Normally this process will be SCPF.

This is a secondary affect of the process termination request for a critical process that was caused by a system error condition that began process termination. The system error condition that began process termination is most commonly a storage error or LIC exception handling.

**Response:**

Perform [LICIP08](#) - save and send in the Main Store Dump, collect LIC and Product Activity Logs.

**Failing Item**

- [LICIP08](#)
- [AJDG301](#)

---

**B6000607****Explanation:**

Maximum stack size exceeded in process or task.

**Failing Item**

- [LICIP08](#)
- [AJDG301](#)

---

**B6000620****Explanation:**

Event management index is not usable.

**Failing Item**

- [LICIP08](#)
- [AJDG301](#)

---

**B6000650****Explanation:**

Resource management segment could not be created or extended.

**Response**

A main store dump was initiated.

Words 2 to 9 of this SRC contain additional diagnostic information. Record SRC words 1 through 9.

Perform a system IPL and collect the Product activity log and main store dump and provide them along with the recorded SRC information to IBM Service Support.

The problem may also be that there is not enough auxiliary storage.

**Failing Item**

- [AJDG301](#)

---

**B6000801****Explanation:**

Invalid LID directory detected.

**Response**

During system IPL, the LIDMgr detected an I/O failure or media failure while trying to read the LID directory.

**Failing Item**

- [LICIP08](#)
- [FI00070](#)
- [FI00300](#)
- [AJDG301](#)

---

**B6000802****Explanation:**

LID directory unusable.

**Response**

During system IPL, the LIDMgr detected that the LID directory and associated Load Source is not usable.

Reinstall the Licensed Internal Code by using [Utilities to install and restore IBM i Licensed Internal Code](#).

For more information, contact IBM Service Support.

**Failing Item**

- [AJDG301](#)

---

**B6000901****Explanation:**

The LinkLoader has found its bad flag ON.

**Response**

This reference code is usually the result of a system termination while the LinkLoader is performing its work.

Reinstall the Licensed Internal Code by using [Utilities to install and restore IBM i Licensed Internal Code](#).

---

**B6000902****Explanation:**

Unable to perform programmed IPL.

**Response**

The LinkLoader was not successful in performing a programmed IPL.

Perform a system IPL. If the problem persists, examine the main storage dump and determine the reason for the failure of the programmed IPL.

---

**B6000903****Explanation:**

The LinkLoader was not able to allocate a segment.

**Response:**

Perform the D mode IPL again. If the problem persists, there might be a memory problem. Contact your next level of support.

---

**B6000904****Explanation:**

The LinkLoader was not able to load a critical LID.

**Response:**

Perform the D mode IPL again. If the problem persists, contact your next level of support.

---

**B6001001****Explanation:**

Enqueuing a task to the TDQ which is already enqueued on TDQ.

**Failing Item**

- [LICIP08](#)
- [AJDG301](#)

---

**B6001103****Explanation:**

MISR not readable; must be readable for Normal Mode install.

**Response**

MISR is not readable. Perform a manual install to reinitialize the system.

---

**B6001104****Explanation:**

Failure reading media or not install media.

**Response**

Determine that correct install media is loaded. If correct install media is installed, media could be corrupt. Obtain another copy of the install media and re-attempt the install. If the install still fails, contact your service representative.

---

**B6001201****Explanation:**

Critical database segment could not be created.

**Failing Item**

- [LICIP08](#)
- [AJDG301](#)

---

**B6001204****Explanation:**

Error in constraint enforcement.

**Failing Item**

- [LICIP08](#)
- [AJDG301](#)

---

**B6001210****Explanation:**

Object not found in the in-use table.

### Failing Item

- [LICIP08](#)
- [AJDG301](#)

---

#### B6001215

**Explanation:**

Error in critical code sequence.

### Failing Item

- [LICIP08](#)
- [AJDG301](#)

---

#### B6001219

**Explanation:**

A back leveled driver has been detected.

### Failing Item

- [LICIP08](#)
- [AJDG301](#)

---

#### B6001604

**Explanation:**

Not able to create APPN task.

### Response

An error occurred during task creation which requires a power off of the system.

### Failing Item

- [LICIP08](#)
- [AJDG301](#)

---

#### B6001724

**Explanation:**

An attempt to create a segment failed.

### Response

The create could fail for two reasons:

- A code problem. Perform the procedure indicated in the failing item list.
- No free auxiliary storage on the system. Add additional DASD if the create failed because no auxiliary storage was available.

### Failing Item

- [LICIP08](#)
- [AJDG301](#)

---

#### B6001730

**Explanation:**

An IPL is needed to restore system performance.

### Response

Licensed Internal Code has detected a condition that is impacting system performance. System operation can continue, but system performance may be noticeably reduced until the next IPL.

Look at the Product Activity Log entry, and find the value at offset x'000180'. If the value equals x'00000122', the error was caused by too much processor memory being installed.

For more information, contact IBM Service Support.

### Failing Item

- [UPLF1](#)

---

#### B6003000

**Explanation:**

LPAR service function directed a Main Storage Dump.

**Response:**

Copy the current main storage dump to media. For more information on how to copy a Main Storage Dump, refer to [Copying a main storage dump](#).

### Failing Item

- [AJDG301](#)

---

#### B60041FC

**Explanation:**

Installation of LIC failed.

### Response

Words 12 and 13 of this SRC contain additional diagnostic information.

Install LIC using physical media.

To determine what caused the failure, collect SRC information and contact your next level of support.

### Failing Item

- [SVCDOCS](#)

---

**B60041FD****Explanation:**

Installation of LIC failed.

**Response**

A main store dump was initiated. Words 12 and 13 of this SRC contain additional diagnostic information.

To recover the partition using the previously installed LIC, perform a B-mode IPL. You can then re-try the installation of LIC. Otherwise, install LIC using physical media.

To determine what caused this failure, collect SRC information and main store dump and contact your next level of support.

**Failing Item**

- [SVCDOCS](#)

---

**B6004401****Explanation:**

Missing DASD units.

**Response**

Copy the current main storage dump to media.

For more information on how to perform a Main Storage Dump, refer to [Copying a main storage dump](#).

---

**B6004402****Explanation:**

Missing DASD units.

**Response**

Copy the current main storage dump to media. Then exit the Main Storage Dump Manager.

For more information on how to perform a Main Storage Dump, refer to [Copying a main storage dump](#).

---

**B6004403****Explanation:**

Storage Management failed to reach full paging.

**Response**

Copy the current main storage dump to media.

For more information on how to perform a Main Storage Dump, refer to [Copying a main storage dump](#).

---

**B6004404****Explanation:**

Auto copy failed or not attempted.

**Response**

Copy the current main storage dump. If copying to system ASP, existing copies may need to be deleted or renamed. Then exit the Main Storage Dump Manager.

For more information on how to perform a Main Storage Dump, refer to [Copying a main storage dump](#).

---

**B6004405****Explanation:**

System ASP threshold exceeded after auto copy done.

**Response**

Delete other system ASP copies or exit the Main Storage Dump Manager and then from DST copy the Auto Copy to media and then delete the Auto Copy in system ASP.

---

**B6004420****Explanation:**

MSD Manager not configured to save dump information.

**Response:**

The platform produced dump data, but the Main Storage Dump (MSD) Manager was not configured to automatically copy the dump to an Auxiliary Storage Pool (ASP). The dump will be lost if the system power is lost. Use MSD Manager to manually copy the current platform dump to media or an ASP.

---

**B6004421****Explanation:**

Insufficient space in the ASP to store a platform dump.

**Response**

The platform produced dump data, and the Main Storage Dump (MSD) Manager was configured to automatically copy the dump to an Auxiliary Storage Pool (ASP), but there was not sufficient free space available in the ASP. The dump will be lost if the system power is lost. Manually copy the current platform dump from the platform by performing one of the following:

- Make room in the designated ASP and then use the MSD Manager to copy the current platform dump to ASP.

- Use the MSD Manager to delete other dump copies, then copy the current platform dump to ASP.
- Use the MSD Manager to copy the current platform dump to a different ASP.
- Use the MSD Manager to copy the current platform dump to media.

---

**B6004422****Explanation:**

A platform dump is saved in MSD Manager.

**Response:**

The platform produced dump data. The dump data was copied to the Main Storage Dump (MSD) Manager.

**Failing Item**

- [PLDUMP](#)

---

**B6004601****Explanation:**

Unspecified LIC error.

**Problem determination:**

Report this problem to your next level of support.

**Failing Item**

- [SVCDOCS](#)

---

**B6004700****Explanation:**

Processor On Demand error detected.

**Response**

Processor on Demand Data Block key is not valid.

Replace the Processor Capacity card.

**Failing Item**

- [CTLPNCD](#)

---

**B6004701****Explanation:**

Processor On Demand error detected.

**Response**

Processor On Demand Data Block contains data that does not match the expected data.

Contact your service provider.

**Failing Item**

- [AJDG301](#)

---

**B6004703****Explanation:**

Processor On Demand error detected.

**Response**

Processor On Demand Serialization has failed during IPL.

Contact your service provider.

**Failing Item**

- [AJDG301](#)

---

**B6004710****Explanation:**

Processor On Demand error detected.

**Response**

SPCN communication failure during Processor On Demand.

Look in the Product Activity Log for other SPCN errors and perform the actions indicated for those errors.

**Failing Item**

- [SPNLCRD](#)

---

**B6004712****Explanation:**

Processor On Demand error detected.

**Response:**

Correct any Processor Capacity card or SPCN failures.

**Failing Item**

- [CTLPNCD](#)

---

**B6004713****Explanation:**

Incorrect Processor Capacity Card installed.

**Response**

The Processor Capacity Card is the failing item since it has been swapped in from a different system.

Put the Processor Capacity Card back in the system it came from, and reinstall this system's original Processor Capacity Card.

### Failing Item

- [CTLPNCD](#)

---

#### B6004714

**Explanation:**

The CUoD data is not present. A problem may exist.

**Response**

The Processor Capacity Card was changed and there may be a problem.

If the system did have any activated standby processors before the Processor Capacity Card was replaced, then new processor on demand activation codes must be obtained to restore the previous activations.

Contact your service provider.

---

#### B6004715

**Explanation:**

Processor On Demand error detected.

**Response:**

Correct any Processor Capacity card or SPCN failures.

### Failing Item

- [CTLPNCD](#)

---

#### B6004730

**Explanation:**

Processor On Demand error detected.

**Response**

Processor On Demand standby processors are in use.

Contact your service provider.

### Failing Item

- [AJDG301](#)

---

#### B6004731

**Explanation:**

Processor On Demand error detected.

**Response:**

The Processor On Demand Trial Activation period is not valid. Contact your next level of support.

### Failing Item

- [AJDG301](#)

---

#### B6004733

**Explanation:**

Processor On Demand error detected.

**Response:**

Contact your service provider.

### Failing Item

- [AJDG301](#)

---

#### B6004740

**Explanation:**

Processor On Demand error detected.

**Response**

The Processor On Demand Activation code just entered is not valid.

Contact your next level of support.

### Failing Item

- [AJDG301](#)

---

#### B6004741

**Explanation:**

Processor On Demand error detected.

**Response:**

An invalid Processor On Demand Activation code has been entered more than 5 consecutive times. Contact your service provider.

### Failing Item

- [AJDG301](#)

---

#### B6004745

**Explanation:**

Processor Capacity card replaced on activated POD system.

**Response:**

Contact IBM Support to order a replacement Processor On Demand activation code.

---

#### B6004747

**Explanation:**

1 hour left in POD 14 day Trial Activation Period.

**Response:**

If a new activation code was purchased, it should be entered now. Otherwise, the system will revert back



to its previous activation state at the end of the Trial Activation Period.

---

**B6005001****Explanation:**

DST received no response from a work station controller.

**Response**

The workstation I/O processor for the system or partition console did not respond.

**Failing Item**

- [RTRIP01](#)
- [FI00380](#)
- [AJDG301](#)

---

**B6005002****Explanation:**

DST problem attempting to use the system console.

**Response**

A code problem occurred during an attempt to use the system console.

**Failing Item**

- [LICIP03](#)
- [AJDG301](#)
- [FI00380](#)

---

**B6005003****Explanation:**

Service program failed.

**Response**

The ASCII system console failed to respond.

**Failing Item**

- [FI00320](#)
- [FI00602](#)
- [USER](#)
- [AJDG301](#)
- [FI00380](#)

---

**B6005004****Explanation:**

DST console failed to respond.

**Response**

The system console failed to respond.

**Failing Item**

- [RTRIP02](#)
- [FI00320](#)
- [FI00602](#)
- [USER](#)
- [AJDG301](#)
- [FI00380](#)

---

**B6005005****Explanation:**

Service program failed.

**Response**

The workstation adapter system console failed to respond.

**Failing Item**

- [WSAIP01](#)
- [FI00320](#)
- [FI00602](#)
- [USER](#)
- [AJDG301](#)
- [FI00380](#)

---

**B6005007****Explanation:**

Service program failed.

**Response**

The workstation adapter console failed to respond.

**Failing Item**

- [RTRIP07](#)
- [FI00320](#)
- [FI00602](#)
- [USER](#)
- [AJDG301](#)
- [FI00380](#)

---

**B6005008****Explanation:**

DST console failed to respond. If an IPL did not find a console and if the console type is set to anything except a 1, the system will display code A6005008.

## Response

If you just replaced the LAN adapter associated with Operations Console (LAN), you need to wait at least 35 minutes for the system to find and use the new LAN adapter. In this case, when the system is satisfied, it starts using the new adapter. The console should start, and the SRC is no longer shown.

If you are attempting to use a twinaxial console the only data relevant in this SRC is word 6. Use the information in the list below for the meaning of word 6 to determine the twinaxial failure. The first 4 characters of word 6 contains the last 4 characters of the original failure type. For example, if word 6 contained 50010001, the twinaxial-related SRC would be A6005001 and the console type is set to use a twinaxial console. Refer to that SRC. Word 6 in the form of xxxx yy zz means the following:

- xxxx where:
  - The twinaxial-related SRC is represented by the first 4 characters.
- yy where:
  - 0A = No console tagged
- zz where:
  - 00 = Not defined by user (old default value)
  - 01 = Twinaxial
  - 02 = Operations Console (Direct) (obsolete)
  - 03 = Operations Console (LAN)
  - 04 = Hardware Management Console (HMC) or Thin Console

If you are attempting to use Operations Console, the local console on a network uses words 3, 4, and 5. Use words 3 through 5 to select the appropriate section in the following list.

1. Word 3 is "1": No supported HW detected or HW detected is not expected (for example, you replaced the LAN IOA so the serial number is different) In some cases the serial number of the expected adapter may be shown in word 5.
2. Word 3 is "2": The LAN IOA failed to report.
3. Word 3 is "3": Hardware error. Common error codes in word 4:
  - 53001A80 and 53002AC0: Network, cable or the LAN adapter may not be operational. Word 5 may contain the card position or serial number of the adapter.

- 00000000: This error code indicates the adapter reported but has not been initialized yet. This is not considered an error, at this time. The adapter should be activated shortly. Word 5 may contain the card position or serial number of the adapter.
- CC10031A: Adapter was activated but did not reach LinkUp state. The card was given more than a minute to link up to its partner (probably a switch) and it didn't do so. Likely conditions:
  - The cable is unplugged on one end or the other, or is defective.
  - The switch port is not operational.

Once this error code is received, the problem will not resolve itself until something restarts the device driver. Word 5 may contain the card position or serial number of the adapter.

- For other error codes contact your service provider. Word 5 may contain the card position or serial number of the adapter.
4. Word 3 is "4": BOOTP status: Word 4 contains the number of attempts. If attempts are zero, then BOOTP is ready, when called. If attempts have a value, then the PC did not respond. Word 5 may contain the card position or serial number of the adapter.
  5. Word 3 is "5": The system's LAN connection is active but the PC failed to connect. Are the PC and system on the same network and using the same protocol? Can the PC ping the system? (ping serverhostname). Word 4 contains the IP address. Word 5 may contain the card position or serial number of the adapter.

## Problem determination

Look at words 3-8 on the console. If words 3-5 are non-zero the failing item is most likely an ASYNC card. If words 6-8 are non-zero the failing item is most likely a LAN card.

Word 7 meanings for the failure identified:

- 1 Async card not detected.
- 2 No cables detected. Word 8 is the Card position. Word 9 is the card type.
- 3 Wrong cable detected. Word 8 is the card position. Word 9 is the cable ID.
- 4 Port in use. Word 8 is the card position. Word 9 is the card type.
- FA Not configured for direct cable

Note: It is expected that a D-mode IPL with a new load source direct access storage device (DASD) will show the console type value of 00. Examples of when this can occur might be that the copy of data from a

failing DASD did not copy all data or you are installing a new logical partition. Also, there are times when the DASD is late reporting and the console type value was not retrieved in time. In these cases you can use the console service function to set a console type value or attempt to contact the console again.

### Failing Item

- [OPCIP03](#)
- [FI00719](#)

---

#### B6005010

##### Explanation:

IPL service function ended abnormally.

### Failing Item

- [LICIP04](#)
- [AJDG301](#)

---

#### B6005014

##### Explanation:

DST status. The Storage Management Dual Path Information Screen option to dump data to a PAL has completed successfully.

---

#### B6005015

##### Explanation:

DST error. An error has occurred gathering data for the Storage Management Dual Path Information Screen option to dump data to a PAL. Contact your next level of support or hardware service provider.

### Failing Item

- [NEXTLVL](#)

---

#### B6005082

##### Explanation:

DST lost contact with the console.

### Response

A service program lost contact with the system console.

### Failing Item

- [RTRIP03](#)
- [AJDG301](#)
- [USER](#)

---

#### B6005083

##### Explanation:

IPL service function ended abnormally.

### Response

A service program lost contact with the system console.

### Failing Item

- [TWSIP01](#)
- [AJDG301](#)
- [USER](#)

---

#### B6005090

##### Explanation:

System startup failed in unattended IPL mode.

### Response

Perform the following:

- If reference code A6xx5090 is displayed on the control panel for more than 10 minutes, perform the procedure indicated in the failing item list.
- For reference code B6xx5090, perform the procedure indicated in the failing item list.

### Failing Item

- [LICIP11](#)
- [FI00580](#)
- [FI00500](#)
- [FI00301](#)
- [FI00021](#)
- [FI00065](#)
- [AJDG301](#)

---

#### B6005092

##### Explanation:

System is in DASD migration mode.

### Response

Install Licensed Internal Code and Upgrade Load Source was specified but the key is not in the manual position. Change the key position to manual and perform a system IPL.

---

#### B6005094

##### Explanation:

IASP detected a failure during the vary on operation.

### Failing Item

- [LICIP12](#)

---

**B60050FF****Explanation:**

DST unrecoverable program error.

**Failing Item**

- [LICIP03](#)
- [AJDG301](#)
- [FI00380](#)

---

**B6005120****Explanation:**

System LIC detected a program exception.

**Response**

System LIC detected a programming problem. If performance or other system degradation is occurring, the system may be operating with reduced resources.

Check the Product activity log for related entries. If this reference code is logged with an error class of Informational, then no action is required.

Otherwise, perform the procedure indicated in the failing item list.

**Failing Item**

- [LICIP01](#)
- [AJDG301](#)
- [FI00130](#)

---

**B6005121****Explanation:**

LIC program exception occurred.

**Response**

System LIC detected a programming problem for which a main storage dump may have been initiated. Collect the dump if available.

A problem log entry may be generated for this refcode.

**Failing Item**

- [LICIP01](#)
- [AJDG301](#)

---

**B6005122****Explanation:**

LIC program exception occurred.

**Response**

System LIC detected an IOP programming problem for which an IOP dump may have been initiated.

**Failing Item**

- [LICIP01](#)
- [FI00130](#)
- [AJDG301](#)
- [FI00131](#)

---

**B6005123****Explanation:**

LIC program exception occurred.

**Response**

System LIC detected an interface problem with the IOP or an IOP programming problem for which an IOP and main storage dump may have been initiated.

**Failing Item**

- [LICIP01](#)
- [FI00130](#)
- [AJDG301](#)
- [FI00131](#)

---

**B6005124****Explanation:**

LIC program exception occurred.

**Response**

System LIC detected a programming problem for which a main storage dump may have been initiated. Collect the dump if available.

Collect the Product Activity Log entry for this and send it to your next level of support. A problem log entry may be generated for this refcode.

**Failing Item**

- [AJDG301](#)

---

**B6005126****Explanation:**

Addressed device failed to respond to selection.

**Failing Item**

- [DISKDRV](#)

- [STORIOA](#)
- [DISKTRY](#)
- [FI01106](#)
- [FI01140](#)
- [FI01141](#)
- [DEVTERM](#)
- [BACKPLN](#)

---

#### **B6005127**

##### **Explanation:**

IOP timed out a disk command.

##### **Failing Item**

- [DISKDRV](#)
- [STORIOA](#)
- [FI01106](#)
- [DISKTRY](#)
- [FI01140](#)
- [FI01141](#)
- [DEVTERM](#)
- [BACKPLN](#)

---

#### **B6005128**

##### **Explanation:**

I/O processor failure.

##### **Failing Item**

- [FI01112](#)
- [FI01107](#)

---

#### **B600512D**

##### **Explanation:**

An IOP dump was initiated.

##### **Response**

Copy the IOP dump entry and any related entries from the Product Activity Log to suitable media, and give to an IBM service representative.

---

#### **B600512E**

##### **Explanation:**

LIC program exception occurred.

##### **Response**

The system was in a D IPL mode when the problem was detected. A main storage dump was not taken.

##### **Failing Item**

- [LICIP01](#)
- [AJDG301](#)
- [FI00130](#)

---

#### **B6005130**

##### **Explanation:**

PAL logging burst detected. No service is required. Some duplicate event logs were filtered to prevent overflowing the logging queue and to limit PAL wrapping.

---

#### **B6005131**

##### **Explanation:**

PAL logging statistical entry. No service is required.

---

#### **B6005132**

##### **Explanation:**

PAL logging statistical entry. No service is required.

---

#### **B6005133**

##### **Explanation:**

PAL receive of logs from Platform LIC detected a burst of duplicates. No service is required. Some duplicate event logs were filtered to prevent overflowing the logging queue and to limit PAL wrapping.

---

#### **B6005134**

##### **Explanation:**

PAL logging statistical entry. No service is required.

---

#### **B6005135**

##### **Explanation:**

PAL logging statistical entry. No service is required.

---

#### **B6005136**

##### **Explanation:**

System LIC detected a program exception.

##### **Response:**

System LIC detected a programming problem. If the Product Activity Log (PAL) is still functioning check the PAL for related entries. Collect LIC logs for major code 1800.

##### **Failing Item**

- [AJDG301](#)

---

#### **B6005137**

##### **Explanation:**

System LIC detected a program exception.

##### **Response:**

System LIC detected a programming problem. If the Product Activity Log (PAL) is still functioning check the

PAL for related entries. Collect LIC logs for major code 1800.

### Failing Item

- [AJDG301](#)

---

#### B6005138

**Explanation:**

System LIC detected a program exception.

**Response:**

System LIC detected a programming problem. If the Product Activity Log (PAL) is still functioning check the PAL for related entries. Collect LIC logs for major code 1800.

### Failing Item

- [AJDG301](#)

---

#### B6005140

**Explanation:**

Unexpected LIC exception.

**Response:**

Collect VLOGs for major codes 1800 and 4A00.

---

#### B6005141

**Explanation:**

Unexpected LIC exception.

**Response:**

Collect VLOGs for major codes 1800 and 4A00.

---

#### B6005192

**Explanation:**

Insufficient entitled memory for the I/O configuration.

**Response:**

Use the hardware management console to increase the entitled memory capacity of the partition and restart the I/O adapter. To restart a storage I/O adapter, use Hardware Service Manager to re-IPL the virtual I/O processor that is associated with this I/O adapter. To restart a communications I/O adapter, vary the line off and vary it on using the vary configuration (VRYCFG) command.

### Failing Item

- [SVCDOCS](#)

---

#### B6005193

**Explanation:**

Virtual adapter not supported in a shared memory partition.

**Response:**

Use the hardware management console to remove the virtual adapter from the partition.

### Failing Item

- [SVCDOCS](#)

---

#### B6005194

**Explanation:**

Insufficient entitled memory for the I/O configuration.

**Response:**

Use the hardware management console to increase the entitled memory capacity of the partition and restart the partition.

### Failing Item

- [SVCDOCS](#)

---

#### B6005206

**Explanation:**

System LIC detected a missing IOP LIC code load.

### Response

System LIC detected a missing IOP LIC code load during IPL of the IOP. This indicates that either the IOP code load is not installed on the system Load Source device or that system LIC was unable to successfully read that load from the Load Source device.

### Failing Item

- [LICIP01](#)
- [USER](#)

---

#### B6005209

**Explanation:**

System LIC detected an IOP timeout during IOP IPL.

### Response

Verify that all IOP cable connections are secure, and check tape and other non-disk devices and media to verify that they are in a ready state.

### Failing Item

- [LICIP01](#)
- [USER](#)
- [FI00130](#)
- [AJDG301](#)

---

#### B6005219

**Explanation:**

LIC program exception occurred.

## Response

An IOP signaled to system LIC that it had entered a critical internal state. LIC automatically attempted to restart the IOP.

This reference code is logged for information only. No action is required.

If this reference code appears in a serviceable event view then service is required, work the failing items list. Otherwise this event can be ignored.

## Failing Item

- [FI00310](#)
- [FI00318](#)
- [FI00065](#)
- [FI00130](#)
- [AJDG301](#)

---

### B6005275

#### Explanation:

The system issued a reset/reload to the IOP.

## Response

System Licensed Internal Code detected that an IOP Reset/Reload has occurred, and that the IOP successfully recovered.

Users who were signed on to a Workstation device under the IOP will need to sign back on. Any LAN/WAN communications lines under the IOP will need to be restarted. Tape/Optical devices under the IOP may need to be varied back on.

To determine the cause of the IOP Reset/Reload, check the Product Activity Log for additional entries logged with the same System Log ID, and perform any actions indicated for those errors.

---

### B6005276

#### Explanation:

IOP Reset was issued.

## Response

LIC has detected a problem with the Service Processor IOP and has reset it but has not initiated reload of the Service Processor.

If the Load Source is mirrored, some system operations may be able to continue normally. However, some system service operations have been suspended and the system should be scheduled for power down as soon as possible.

## Failing Item

- [RTRIP08](#)
- [AJGLD01](#)
- [AJDG301](#)
- [FI00021](#)

---

### B6005310

#### Explanation:

LIC program exception occurred.

#### Response:

System LIC detected a logical partition configuration data consistency error. Copy the Product Activity Log data for this error and any related entries and contact your next level of hardware service support.

## Failing Item

- [LPARSUP](#)

---

### B6005311

#### Explanation:

LIC program exception occurred.

## Response

LPAR configuration data does not match current system configuration. The system will not IPL past DST until the problem is corrected.

Following is a list of problems which may have caused this SRC to be reported:

- Non-configured disk unit which was previously a load source on a partitioned system.
- Load Source configuration data does not match partition for which it is being used.
- Load Source configuration data does not match system serial number for which it is being used.
- Load Source configuration data is newer than primary partition configuration data.

## Failing Item

- [LPRIP01](#)
- [LPARSUP](#)

---

### B6005312

#### Explanation:

LIC program exception occurred.

## Response

LPAR configuration data informational error.

The LPAR configuration data was found to be in error or inconsistent on a secondary partition's Load Source. The data was automatically updated to the current system level.

---

### B6005313

#### Explanation:

LIC program exception occurred.

## Response

LPAR configuration data informational error.

The LPAR configuration data was found to be inconsistent on a primary partition and could only be corrected with an older copy of the data.

## Failing Item

- [LPARCFG](#)

---

### B6005340

#### Explanation:

Secondary partition not running at optimum.

#### Response:

Check the Primary partition's Product Activity Log for system processor entries from approximately the same time. Perform the actions indicated for those entries.

---

### B6005341

#### Explanation:

Secondary partition not running at optimum.

#### Response:

Check the primary partition Product Activity Log for system memory entries from approximately the same time. Perform the actions indicated for those entries.

---

### B6005342

#### Explanation:

Secondary partition not running at optimum.

#### Response:

Check the Primary partition's Product Activity Log for system processor entries from approximately the same time. Perform the actions indicated for those entries.

---

### B6005343

#### Explanation:

Secondary partition not running at optimum.

#### Response:

Check the Primary partition's Product Activity Log for system memory errors from approximately the same time. Perform the actions indicated for those entries.

---

### B6005344

#### Explanation:

Secondary partition not running at optimum.

## Response

The interactive performance specified in the configuration data for this partition could not be met.

Contact your next level of support.

## Failing Item

- [LPARSUP](#)

---

### B6005350

#### Explanation:

Secondary partition software release not supported.

## Response

The logical partition software version is outside the supported release delta.

Check the Release Delta from the Primary partition "Display Partition Release Level" screen.

Check the LPAR documentation for the release level of the Primary partition and determine what the supported Release Delta is.

---

### B6005380

#### Explanation:

LIC program exception occurred.

## Response

Record the Product Activity Log (PAL) hex data for this SRC or print the PAL entry.

Contact your next level of support.

## Failing Item

- [LPARSUP](#)

---

### B6005390

#### Explanation:

LIC program exception occurred.



## Response

Record the Product Activity Log (PAL) hex data for this SRC or print the PAL entry.

Contact your next level of support.

## Failing Item

- [LPARSUP](#)

---

### B6005505

#### Explanation:

The copying of DASD log data to the IOP log was successful.

#### Response:

IOP log data can be copied to a spool file for examination by the development lab.

---

### B6005555

#### Explanation:

SLIC I/O DASD subsystem error recovery in progress.

---

### B6005600

#### Explanation:

Unrecoverable read error.

## Response

VPD data could not be read.

Look for other errors implicating hardware. There is no way to know what VPD read has failed, but the resource is not usable and should generate an error.

If no such error occurred, call your next level of support.

## Failing Item

- [SVCDOCS](#)

---

### B6006900

#### Explanation:

System bus error.

#### Response:

Contact your next level of support.

## Failing Item

- [NEXTLVL](#)

---

### B6006901

#### Explanation:

Bus Expansion Adapter card failed.

## Response:

Contact your next level of support.

## Failing Item

- [NEXTLVL](#)

---

### B6006902

#### Explanation:

Bus Expansion Adapter card failed.

#### Response:

Contact your next level of support.

## Failing Item

- [NEXTLVL](#)

---

### B6006905

#### Explanation:

Optical bus failed.

#### Response:

Contact your next level of support.

## Failing Item

- [NEXTLVL](#)

---

### B6006906

#### Explanation:

High Speed Link (HSL) or PCI bridge card slot I/O bridge failure.

## Response

LIC could not access part of the HSL I/O bridge VPD. The bridge and HSL loop may be prevented from becoming operational.

For this reference code the failing item list presented in the Service Action Log (SAL), or serviceable event viewer you are working with, can be different from the failing item list documented here. That is due to the differences in system models and features installed.

If the Service Action Log (SAL) or serviceable event view on the hardware management console is available then use the failing item list presented there for servicing this reference code.

If a serviceable event view is not available then use the failing item list documented here. By following the procedures in the symbolic FRUs listed here you will isolate to the correct FRU list based on system model and features installed.

NOTE: A fiber optic cleaning kit may be required for optical HSL connections.

## Failing Item

- [SIIOADP](#)
- [OPT\\_CLN](#)

---

### B6006907

#### Explanation:

High Speed Link (HSL) or PCI bridge card slot I/O bridge failure.

## Response

LIC detected invalid data in the HSL I/O bridge VPD. The bridge and HSL loop may not have become operational.

For this reference code the failing item list presented in the Service Action Log (SAL), or serviceable event view you are working with, can be different from the failing item list documented here. That is due to the differences in system models and features installed.

If the Service Action Log (SAL) or serviceable event view on the hardware management console, is available then use the failing item list presented there for servicing this reference code.

If a serviceable event view is not available then use the failing item list documented here. By following the procedures in the symbolic FRUs listed here you will isolate to the correct FRU list based on system model and features installed.

NOTE: A fiber optic cleaning kit may be required for optical HSL connections.

## Failing Item

- [SIIOADP](#)
- [OPT\\_CLN](#)

---

### B6006908

#### Explanation:

High Speed Link (HSL) or PCI bridge card slot I/O bridge failure.

## Response

LIC data in the I/O bus VPD could not be accessed. The I/O Bus identified in the SRC may not have become operational.

If there is a B6xx 6906 reference code, close this problem in the serviceable event view you are working with and work the 6906 error.

For this reference code the failing item list presented in the Service Action Log (SAL), or serviceable event view you are working with, can be different from the failing item list documented here. That is due to the differences in system models and features installed.

If the Service Action Log or serviceable event view on the hardware management console or service processor is available then use the failing item list presented there for servicing this reference code.

If a serviceable event view is not available then use the failing item list documented here. By following the procedures in the symbolic FRUs listed here you will isolate to the correct FRU list based on system model and features installed.

NOTE: A fiber optic cleaning kit may be required for optical HSL connections.

## Failing Item

- [SIIOADP](#)
- [OPT\\_CLN](#)

---

### B6006909

#### Explanation:

High Speed Link (HSL) or PCI bridge card slot I/O bridge failure.

## Response

LIC detected invalid data in the I/O bus VPD. The bus and resources associated with it may not be operational.

For this reference code the failing item list presented in the Service Action Log (SAL), or serviceable event view you are working with, can be different from the failing item list documented here. That is due to the differences in system models and features installed.

If the Service Action Log (SAL) or serviceable event viewer on the hardware management console is available then use the failing item list presented there for servicing this reference code.

If a serviceable event view is not available then use the failing item list documented here. By following the procedures in the symbolic FRUs listed here you will isolate to the correct FRU list based on system model and features installed.

If the serviceable event view only indicated a frame or enclosure see the locations section for the frame or enclosure type. The location of the HSL I/O Bridge will be given in the locations tables.

NOTE: A fiber optic cleaning kit may be required for optical HSL connections.

### Failing Item

- [SIIOADP](#)
- [OPT\\_CLN](#)

---

#### B600690A

##### Explanation:

Associated adapter not found in this partition.

### Failing Item

- [LICIP16](#)

---

#### B600690B

##### Explanation

Load Source IOP did not come up to operational status. The IPL is terminated.

The IPL of the IOP where the Load Source is has failed. The IOP cannot be used.

##### Problem determination

Contact your next level of support to determine what the problem is.

To work around this problem move the Load Source to another adapter.

- If the Load Source is on a physical adapter and the server has multiple LPARs, use the LPAR's definition in the hardware management console to determine the location of the physical adapter where the Load Source is. Look for other errors that indicate problems with hardware in the path to the Load Source.
- If the Load Source is on a virtual adapter, then this could be a problem with the virtual adapter. Work with the configuration of the Virtual I/O Server to use a different path to the Load Source.
- If the server does not have multiple LPARs then work with the customer to determine the location of the Load Source adapter if you believe it is not in the first bus in the server unit. Look for other errors that indicate problems with hardware in the path to the Load Source.

### Failing Item

- [SVCDPCS](#)

---

#### B600690C

##### Explanation

Load Source bus failed to IPL. The IPL is terminated.

The IPL of the PCI bus where the Load Source IOP/IOA is has failed. The PCI bus cannot be used.

##### Response:

Look for other problems in the path of the Load Source.

##### Problem determination

Contact your next level of support to determine what the problem is.

To work around this problem move the Load Source IOP/IOA to another PCI bus.

- If the Load Source is on a physical adapter and the server has multiple LPARs, use the LPAR's definition in the hardware management console to determine the location of the physical adapter where the Load Source is. Look for other errors that indicate problems with hardware in the path to the Load Source.
- If the Load Source is on a virtual adapter, then this could be a problem with the virtual adapter. Work with the configuration of the Virtual I/O Server to use a different path to the Load Source.
- If the server does not have multiple LPARs then work with the customer to determine the location of the Load Source adapter if you believe it is not in the first bus in the server unit. Look for other errors that indicate problems with hardware in the path to the Load Source.

### Failing Item

- [SVCDPCS](#)

---

#### B600690D

##### Explanation

IPL to the point where the Load Source adapter is configured has failed. The IPL is terminated.

The IPL and configuration of the LIC managing the resources on the Load Source path failed. The Load Source path cannot be used.

##### Response:

Look for other errors that indicate problems with hardware in the path to the Load Source.

## Problem determination

Contact your next level of support to determine what the problem is.

To work around this problem move the Load Source to another adapter.

Either the LIC or the adapter is failing.

- If the Load Source is on a physical adapter and the server has multiple LPARs, use the LPAR's definition in the hardware management console to determine the location of the physical adapter where the Load Source is.
- If the Load Source is on a virtual adapter, then this could be a problem with the virtual adapter. Work with the configuration of the Virtual I/O Server to use a different path to the Load Source.
- If the server does not have multiple LPARs then work with the customer to determine the location of the Load Source adapter if you believe it is not in the first bus in the server unit.

## Failing Item

- [SVCDOCS](#)

---

### B6006910

**Explanation:**  
I/O processor failure.

## Response

An I/O processor timed out, returned bad status, or is not following the system bus protocol.

## Failing Item

- [LICIP07](#)
- [FI00310](#)
- [FI00318](#)
- [FI00065](#)
- [FI00130](#)
- [AJDG301](#)

---

### B6006938

**Explanation:**  
Not valid system configuration detected.

## Response

This system model does not allow a configuration of more than three (non-OptiConnect) I/O Processors.

Power down the system and remove the extra (non-OptiConnect) I/O Processor(s) so that there are three or less. Restart the system.

---

### B6006944

**Explanation:**  
Missing or failed I/O processor cards.

## Response

A system bus appears to be empty. If the bus is not empty, two I/O processors in consecutive slots may be missing or broken. If there are broken I/O processors, then another more serious SRC has occurred. Otherwise find the bus number for this failure from the Product activity log and use the system configuration list to verify the configuration of the I/O processors on that bus.

## Failing Item

- [FI00317](#)
- [FI00316](#)
- [AJDG301](#)

---

### B6006960

**Explanation:**  
Multi-adapter Bridge or PCI Bridge card slot error, do not use card slot.

## Response

Slot unavailable due to 64 bit card in adjacent slot.

One of the messages documented with the symbolic FRU will describe the problem. See SLOERR symbolic FRU for a list of messages and corrective actions.

## Failing Item

- [SLOERR](#)

---

### B6006961

**Explanation:**  
Multi-adapter Bridge or PCI Bridge card slot error, do not use card slot.

## Response

LED control failure, do not use slot.

The card location is not available for use. The Failing Item with the card slot error is in the Failing Item list for this reference code.

See [SLOTERR](#) symbolic FRU for the list of messages and a further description of the problem detected by Licensed Internal Code.

For this reference code the failing item list presented in the Service Action Log (SAL), or serviceable event view you are working with, can be different from the failing item list documented here. That is due to the differences in system models and features installed.

If the Service Action Log or a serviceable event viewer on the hardware management console is available for this problem then use the failing item list presented there for servicing this reference code.

If a serviceable event view is not available then use the failing item list documented here. By following the procedures in the symbolic FRUs listed here you will isolate to the correct FRU list based on system model and features installed.

### Failing Item

- [SLOTERR](#)
- [MASBUS](#)

---

#### B6006962

##### Explanation:

Multi-adapter Bridge or PCI Bridge card slot error, do not use card slot.

### Response

Power control failure, do not use slot.

If there is a Linux partition in the system, any IOPs plugged into slots owned by a Linux partition will not power on. This error will be logged. Correct the situation by removing the IOP cards.

The card location is not available for use. The Failing Item with the card slot error is in the Failing Item list for this reference code.

See [SLOTERR](#) symbolic FRU for the list of messages and a further description of the problem detected by Licensed Internal Code.

For this reference code the failing item list presented in the Service Action Log (SAL), or serviceable event view you are working with, can be different from the failing item list documented here. That is due to the differences in system models and features installed.

If the Service Action Log, or serviceable event view on the hardware management console is available then

use the failing item list presented there for servicing this reference code.

If a serviceable event view is not available then use the failing item list documented here. By following the procedures in the symbolic FRUs listed here you will isolate to the correct FRU list based on system model and features installed.

### Failing Item

- [SLOTERR](#)
- [MASBUS](#)

---

#### B6006963

##### Explanation:

Multi-adapter Bridge or PCI Bridge card slot error, do not use card slot.

### Response

Power control failure, do not use slot.

The card location is not available for use. The Failing Item with the card slot error is in the Failing Item list for this reference code.

See [SLOTERR](#) symbolic FRU for the list of messages and a further description of the problem detected by Licensed Internal Code.

For this reference code the failing item list presented in the Service Action Log (SAL), or serviceable event viewer you are working with, can be different from the failing item list documented here. That is due to the differences in system models and features installed.

If the Service Action Log or serviceable event viewer on the hardware management console is available then use the failing item list presented there for servicing this reference code.

If serviceable event view is not available then use the failing item list documented here. By following the procedures in the symbolic FRUs listed here you will isolate to the correct FRU list based on system model and features installed.

### Failing Item

- [SLOTERR](#)
- [MASBUS](#)

---

#### B6006964

##### Explanation:

Multi-adapter Bridge or PCI Bridge configuration change or error.

## Response

One of several errors or configuration problems has occurred under a Multi-adapter Bridge or PCI Bridge. If you are using the Service Action Log (SAL), or the serviceable event viewer on the hardware management console or the service processor, then the correct FRU, description and card position(s) will be listed. Use the FRUs and descriptions in the serviceable event view you are working with to determine the problem.

If you do not have access to the Service Action Log, or serviceable event view on the hardware management console or service processor, then word 4 of the SRC has more information. Examine the last 4 digits in word 4 to determine the problem by comparing them to the list below and using the FRU(s) listed here.

1. xxxx2022 - IOP found in slots owned by a Linux partition. The Multi-adapter Bridge or PCI Bridge and PCI Bridge set that it controls are assigned to a Linux partition. The IOP found in the SLOT indicated by the DSA in word 7 will not be configured.
2. xxxx2014 - I/O adapters were found under the Multi-adapter Bridge or PCI Bridge but there is no IOP to support them. The adapters cannot be used.
3. xxxx2015 - An card type was found that cannot be supported in the card position where it is located.

See MABRCFG symbolic FRU for the list of messages, a further description of the problem detected by Licensed Internal Code and the corrective action.

## Failing Item

- [MABRCFG](#)

---

### B6006965

#### Explanation:

Multi-adapter Bridge or PCI Bridge configuration change or error.

## Response

Card type not supported in this slot.

An I/O processor or I/O adapter card type is installed in the location indicated in word 7 of the SRC. The card type is not supported in that slot under the Multi-adapter Bridge or PCI Bridge. The card is unavailable.

See [MABRCFG](#) symbolic FRU for the list of messages, a further description of the problem detected by Licensed Internal Code and the corrective action.

## Failing Item

- [MABRCFG](#)

---

### B6006966

#### Explanation:

Multi-adapter Bridge or PCI Bridge configuration change or error.

## Response

I/O processor removed from Multi-adapter Bridge or PCI Bridge card slot.

On the previous IPL an I/O processor was in the card location specified in word 7 of the SRC. The I/O processor was not detected on this IPL.

See [MABRCFG](#) symbolic FRU for the list of messages, a further description of the problem detected by Licensed Internal Code and the corrective action.

## Failing Item

- [MABRCFG](#)

---

### B6006967

#### Explanation:

Multi-adapter Bridge or PCI Bridge configuration change or error.

## Response

I/O adapter unavailable due to moved I/O processor card.

The I/O adapter specified in word 7 of the SRC is not available. On the previous IPL there was an I/O processor card the adapter was assigned to. The I/O processor was not detected on this IPL.

See [MABRCFG](#) symbolic FRU for the list of messages, a further description of the problem detected by Licensed Internal Code and the corrective action.

## Failing Item

- [MABRCFG](#)

---

### B6006968

#### Explanation:

Multi-adapter Bridge or PCI Bridge configuration change or error.

## Response

IOA removed from Multi-adapter Bridge or PCI Bridge slot.

On the previous IPL an I/O adapter was in the card slot specified in word 7 of the SRC. That I/O adapter was not detected on this IPL.

See [MABRCFG](#) symbolic FRU for the list of messages, a further description of the problem detected by Licensed Internal Code and the corrective action.

## Failing Item

- [MABRCFG](#)

---

### B6006969

#### Explanation:

Multi-adapter Bridge or PCI Bridge configuration change or error.

## Response

I/O adapter replaced by I/O processor card.

On the previous IPL there was an I/O adapter in the location specified in word 7 of the SRC. This IPL LIC detected that the IOA was replaced by an IOP in that location.

See [MABRCFG](#) symbolic FRU for the list of messages, a further description of the problem detected by Licensed Internal Code and the corrective action.

## Failing Item

- [MABRCFG](#)

---

### B600696A

#### Explanation:

Card slot test failed.

## Failing Item

- [LICIP14](#)
- [FI00131](#)
- [BACKPLN](#)

---

### B600696B

#### Explanation:

Card slot could not be validated.

## Response

This can be caused by "PCI error injection policy" being set to "YES" and an I/O Processor being installed on the same Multi-adapter Bridge or PCI Bridge domain as the I/O Adapter. Do one of the following. Either:

- Using the hardware management console or a customer PC with a Web browser access the Advanced System Management Interface (ASMI) and disable PCI error injection policy.

OR:

- Vary off the I/O Adapter. Using Hardware Service manager in SST/DST, locate the I/O Adapter resource. Using concurrent maintenance on the associated packaging resource, remove the I/O Adapter and install it in a location that does not have I/O Processors on the same Multi-adapter bridge domain.

OR:

- Vary off the I/O Adapter. Use the concurrent maintenance option in Hardware Service Manager in SST/DST to power off all I/O Processors located on the same Multi-adapter Bridge or PCI Bridge domain as the I/O Adapter. Use concurrent maintenance to power off and power on the I/O Adapter. Then use concurrent maintenance to power on the I/O Processors located on the same Multi-adapter Bridge or PCI Bridge domain as the I/O Adapter.

---

### B6006970

#### Explanation:

High Speed Link (HSL) or PCI bridge card slot resource failure.

## Response

A system PCI bus failure was detected. Word 7 of the SRC contains the bus number.

This failure can occur when a tower in an HSL loop is powered off using concurrent maintenance. If this is the case, close this problem.

This error is most likely in the hardware that makes up the PCI bus, the PCI bus side of the HSL I/O bridge or the Multi-adapter Bridge or PCI Bridge. In some cases it may be caused by a failing IOP in the Multi-adapter Bridge or PCI Bridge domain. When an IOP is causing the problem, the failing IOP cannot be identified.

NOTE: This SRC can occur for the PCI bus resource on a PCI bus in an I/O expansion unit when the unit is powered off for a concurrent maintenance action.

If the Service Action Log, or serviceable event view on the hardware management console or service processor, is available then use the failing item list presented there for servicing this reference code.

If a serviceable event view is not available then use the failing item list documented here.

NOTE: A fiber optic cleaning kit may be required for optical HSL connections.

### Failing Item

- [SI\\_PHB](#)
- [PRI\\_PCI](#)
- [MA\\_BRDG](#)
- [MABIP03](#)
- [BRDGSET](#)
- [OPT\\_CLN](#)

---

#### B6006971

##### Explanation:

High Speed Link (HSL) or PCI bridge card slot resource failure.

##### Response

A failure occurred in a Multi-adapter Bridge or PCI Bridge or on the bus to the card location it controls.

If a serviceable event view is available, use the failing item list presented there for servicing this reference code.

If a serviceable event view is not available, use the failing item list documented here.

### Failing Item

- [MABIP02](#)
- [MA\\_BRDG](#)
- [MASBUS](#)
- [PIOCARD](#)

---

#### B6006972

##### Explanation:

High Speed Link (HSL) or PCI bridge card slot resource failure.

##### Response

Multi-adapter Bridge (MaB) or PCI Bridge failure detected.

For this reference code the failing item list presented in the Service Action Log (SAL), or serviceable event viewer you are working with, can be different from the failing item list documented here. That is due to the differences in system models and features installed.

If the Service Action Log (SAL) or serviceable event viewer on the hardware management console is available then use the failing item list presented there for servicing this reference code.

If a serviceable event view is not available then use the failing item list documented here. By following the procedures in the symbolic FRUs listed here you will isolate to the correct FRU list based on system model and features installed.

### Failing Item

- [MA\\_BRDG](#)

---

#### B6006973

##### Explanation:

High Speed Link (HSL) or PCI bridge card slot resource failure.

##### Response:

Multi-adapter Bridge or PCI Bridge has detected a problem in the card installed in the location specified in word 7 of the SRC. Use the FRU list in the Service Action Log (SAL), or serviceable event view you are working with. If you are working from this document's FRU list use the Symbolic FRU [BRDGSET](#) to determine the failing items.

### Failing Item

- [BRDGSET](#)
- [SIIOADP](#)
- [MA\\_BRDG](#)

---

#### B6006974

##### Explanation:

Multi-adapter Bridge or PCI Bridge configuration change or error.

##### Response:

PCI I/O processor rejected the assignment of or the removal of an I/O adapter.

### Failing Item

- [MABRCFG](#)

---

#### B6006975

##### Explanation:

The system issued a reset/reload to the service processor.



**Response:**

Service processor error.

**Failing Item**

- [AJDGP01](#)

---

**B6006976****Explanation:**

Service processor failure.

**Response**

For this reference code the failing item list presented in the Service Action Log (SAL), or serviceable event view you are working with, can be different from the failing item list documented here. That is due to the differences in system models and features installed.

If the Service Action Log (SAL) or a serviceable event viewer on the hardware management console is available then use the failing item list presented there for servicing this reference code.

If a serviceable event viewer is not available then use the failing item list documented here. By following the procedures in the symbolic FRUs listed here you will isolate to the correct FRU list based on system model and features installed.

**Failing Item**

- [SVCPROC](#)

---

**B6006980****Explanation:**

Network Interface Controller / IO Hub failure.

**Response**

For Power5 and newer servers, service this error using the B7006980 service information. Otherwise, continue with this information.

The FRU list displayed in the Service Action Log (SAL) or serviceable event view you are working with, may vary from the failing item list given in this document. Use the FRU list in the serviceable event view if it is available to you.

NOTE: A fiber optic cleaning kit may be required for optical HSL connections.

**Failing Item**

- [SICNTRL](#)
- [OPT\\_CLN](#)

---

**B6006981****Explanation:**

High Speed Link (HSL) or PCI bridge card slot I/O bridge failure.

**Response**

For Power5 and newer servers, service this error using the B7006981 service information. Otherwise, continue with this information.

Cycle power on the frame identified as the frame with failed HSL I/O Bridge prior to replacing FRUs.

The FRU list displayed in the Service Action Log (SAL), or serviceable event view you are using, may vary from the failing item list given in this document. Use the FRU list in the serviceable event view if it is available to you.

If you find either a B6xx 6982 or B6xx 6984 SRC logged at approximately the same time as this SRC then they were caused by the same failure. If you find a 6982 SRC logged at approximately the same time then close this problem and service the 6982 SRC. The failing item listed for this SRC is one of the failing items listed for B6xx 6982. If the serviceable event view's entry for this SRC has a location listed then record the location for use in servicing the 6982 SRC.

NOTE: This SRC can occur for the HSL I/O Bridge resource in an I/O expansion unit when the unit is powered off for a concurrent maintenance action.

NOTE: A fiber optic cleaning kit may be required for optical HSL connections.

**Failing Item**

- [SIIOADP](#)
- [OPT\\_CLN](#)

---

**B6006982****Explanation:**

High Speed Link (HSL) connection failure.

**Response**

For Power5 and newer servers, service this error using the B7006982 service information. Otherwise, continue with this information.

If this SRC is not in the Service Action Log (SAL) or serviceable event view you are using, then it is informational or statistical only. It does not require a service action.

Otherwise, this is a connection failure on an HSL link. Perform the procedure indicated in the failing item list.

## Failing Item

- [RIOIP09](#)
- [HSL\\_LNK](#)
- [SIIOADP](#)
- [SICNTRL](#)
- [REM\\_NIC](#)
- [OPT\\_CLN](#)

---

## B6006983

### Explanation:

A High Speed Link (HSL) / RIO / 12X loop configuration event was detected. The loop may have an unsupported configuration or a configuration that is not valid or the loop is in a state that LIC is logging for potential future reference.

### Problem determination

LIC is reporting an event about the state of a RIO / HSL / 12X loop. Word 4 of the SRC contains the program return code (PRC) which identifies the state or problem with the loop.

For Power5 and newer servers, if this event appears in a serviceable event view then a service action is required. This SRC may also be logged as informational when it is recording information about the loop that is not a problem for the LPAR.

If this event does not appear in a serviceable event view then no service is required. To determine what the event meaning is record the PRC in word 4 of the SRC then use symbolic FRU [SIRGCFG](#). This completes the procedure.

If this event appears in a serviceable event view then search for a B7006983 serviceable event logged at about the same time.

Did you find a B7006983 serviceable event logged at about the same time in the LPAR?

- YES - Service this error by working the B7006983 error.
- NO - Continue working this SRC. If you are using the Service Action Log (SAL) the FRU description may already indicate the configuration problem. Otherwise record the PRC in word 4 of the SRC. Use symbolic FRU [SIRGCFG](#) to determine the problem.

## Failing Item

- [SIRGCFG](#)

---

## B6006984

### Explanation:

High Speed Link (HSL) loop status message.

### Response

For Power5 and newer servers, service this error using the B7006984 service information. Otherwise, continue with this information.

An HSL loop has switched to its alternate path. This is an informational SRC only.

Word 7 of the SRC contains the loop number in the leftmost 4 digits. The loop number is in hexadecimal format. You must convert the hexadecimal loop number into decimal format to recognize the loop number in HSM.

This SRC can be caused by a tower on the HSL loop powering off.

This SRC may also appear in the Service Action Log (SAL), or serviceable event viewer you are using, with a B6xx 6982 or B6xx 6981 logged at approximately the same time. In that case the other SRC is reporting a failure and this SRC is reporting that the alternate HSL path is now being used. Service the other SRC if present.

---

## B6006985

### Explanation:

High Speed Link (HSL) loop status message.

### Response

For Power5 and newer servers, service this error using the B7006985 service information. Otherwise, continue with this information.

If this SRC is not in the Service Action Log (SAL), or serviceable event view you are using, then it is informational. Use FRU SIRSTAT to determine what this SRC means. Otherwise, continue with the following steps:

This error can appear as a serviceable event when a tower, or I/O unit or another system in the loop did not complete powering on before LIC on this system checked this loop for errors. Search the Product Activity Log (PAL) for the last B6xx 6985 SRC logged for this loop and use FRU SIRSTAT to determine if this error requires service. If the last entry indicates the loop is functioning (determined by FRU SIRSTAT) then no service action is required, close this problem

There may be multiple B6xx 6985 logs with xxxx 3205 in word 4 errors for the same loop resource in the

serviceable event view. This is caused by retry and recovery attempts. If there is a B6xx 6985 with xxxx 3206 or xxxx 3208 in word 4 after the above B6xx 6985 entries in the PAL, then the recovery efforts were successful. If this is the case, close all the B6xx 6985 entries for that loop resource in the serviceable event view.

1. If you find a B6xx 6981 in the serviceable event view then close that problem and go to step 2. Otherwise perform the following:
  - Perform [RIOIP06](#) to determine if any other systems are connected to this loop and return here. (HSL\_LNK or HSLxxxx FRU in the Service Action Log (SAL) entry, or serviceable event view you are working with, indicates the loop number.) If there are other system(s) then continue with the steps that follow, otherwise go to step 2.
  - Check for HSL failures on the other system(s) before replacing parts. HSL failures are serviceable event entries with HSL I/O Bridge and Network Interface Controller (NIC) resources. Ignore B6xx 6982 and B6xx 6984 entries. If there are HSL failures on other system(s) then continue with the steps that follow, otherwise go to step 2.
  - Repair the problems on the other systems and return to this step. After making repairs on the other system(s) check the Product Activity Log (PAL) of this system for a B6xx 6985 logged after the repairs you made on the other system(s). If you find one then continue with the steps that follow, otherwise go to step 2.
  - For the B6xx 6985 log you found, use FRU SIRSTAT to determine if the loop is now complete. If the loop is complete then this problem has been resolved. Use [RIOIP01](#) to verify that the loop is now working properly. Otherwise, go to step 2.
2. Use the serviceable event's FRU list when it is available. If this SRC appears in the Service Action Log (SAL), or the serviceable event view you are using, with the Symbolic FRU HSL\_LNK or HSLxxxx listed as a FRU, then perform problem isolation procedure [RIOIP01](#). Otherwise exchange the FRUs listed in the serviceable event view.

NOTE: A fiber optic cleaning kit may be required for optical HSL connections.

## Failing Item

- [SIRSTAT](#)
- [HSL\\_LNK](#)
- [SIIOADP](#)

- [SICNTRL](#)
- [OPT\\_CLN](#)

---

## B6006986

**Explanation:**  
System bus error.

## Response

For Power5 and newer servers, service this error using the B7006986 service information. Otherwise, continue with this information.

During IPL, system LIC detected an HSL I/O bridge that was already initialized. The bridge should have been in a flushed and uninitialized state after powering on. There is a problem with SPCN components that prevented the tower from powering off after a previous power off was issued. The tower will not be configured for this IPL.

This reference code is equivalent to 1xxx 90F0. When referring to the "CBLALL" symbolic FRU in the Failing Item list, perform the "CBLALL" procedure using reference code "90F0".

Word 5 of the SRC identifies the frame. Determine the frame by breaking down word 5:

Word 5 -> xxxx xxNN where: NN is the frame number in hexadecimal format.

## Failing Item

- [TWRCARD](#)
- [CBLALL](#)

---

## B6006987

**Explanation:**  
High Speed Link (HSL) connection failure.

## Response

For Power5 and newer servers, service this error using the B7006987 service information. Otherwise, continue with this information.

Failures are occurring on the HSL link.

There may be B6xx 6982 errors logged on the same loop and about the same time as this error. Close those errors and continue to correct the problem by working this error.

- If there is a cable FRU in the serviceable event entry:
  1. If the connection is copper and either end has a loose connection, re-seat the cable. To do this,

disconnect the connection and wait a minimum of 30 seconds. Then reconnect the cable and complete the tightening process in at most 30 seconds. Repeat the process at the other end of the cable. If the error persists, replace the FRUs in the Service Action Log (SAL), or serviceable event view you are using.

2. If the connection is optical, clean the connections at both ends of the cable. If the error persists, replace the FRUs in the Service Action Log (SAL), serviceable event view you are using.
  3. If the error persists, replace the FRUs at each end of the cable starting with the FROM FRU listed in the serviceable event view you are using.
- If there was no cable in the Service Action Log (SAL), or serviceable event view you are using, then replace the FRUs listed in the serviceable event view.

### Failing Item

- [HSL\\_LNK](#)
- [OPT\\_CLN](#)

---

#### **B6006988**

##### **Explanation:**

A High Speed Link (HSL / HSL2) or RIO / RIO-G loop was detected on the system this LPAR is running on. This version of the operating system does not support resources on an HSL / HSL2 / RIO / RIO-G loop. If resources on the loop are assigned to this LPAR, for example in the partition profile, the resources will not show up in this IBM i LPAR.

---

#### **B6006990**

##### **Explanation:**

Service processor failure.

##### **Response:**

The FRU list displayed in the Service Action Log (SAL), or serviceable event view you are working with, may vary from the failing item list given in this document. Use the FRU list in the serviceable event view if it is available to you.

### Failing Item

- [SVCPROC](#)

---

#### **B6006991**

##### **Explanation:**

Service processor failure.

### Failing Item

- [AJDGP01](#)

---

#### **B6006992**

##### **Explanation:**

Service processor failure.

### Failing Item

- [AJDGP01](#)

---

#### **B6006993**

##### **Explanation:**

Service processor failure.

### Response

A failure occurred with the service processor hardware or the service processor LIC.

The FRU list displayed in the Service Action Log (SAL), or serviceable event view you are working with, may vary from the failing item list given in this document. Use the FRU list in the serviceable event view if it is available to you.

### Failing Item

- [SVCPROC](#)
- [AJDGP01](#)

---

#### **B6006994**

##### **Explanation:**

Service processor failure.

##### **Response:**

The FRU list displayed in the Service Action Log (SAL) or serviceable event view you are working with, may vary from the failing item list given in this document. Use the FRU list in the serviceable event view if it is available to you.

### Failing Item

- [SVCPROC](#)

---

#### **B600699C**

##### **Explanation:**

Wrap plug is installed on Bus Expansion Adapter card.

### Response

This reference code is for information only. It indicates the presence of a wrap plug on the local optical link card.

---

#### **B60069A8**

##### **Explanation:**

Informational bus reference code.

## Response

This reference code is for information only and might include the following:

- Optical speed encode.
- Broken optical links now operational.
- Other information.

---

### B60069B8

#### Explanation:

Bus hardware configuration problem.

#### Response:

Contact your next level of support.

## Failing Item

- [NEXTLVL](#)

---

### B60069C1

#### Explanation:

A failure occurred communicating with another LPAR or system participating in Opti-connect with this LPAR or system. Starting with IBM i release 7.1 this event will be logged in the Product Activity Log but it will not be in the Service Action Log or the Problem Log. This event normally occurs when the other LPAR or system is powered off. If both LPARs or systems are running and have no Opti-connect errors then this event is indicating a possible problem with Opti-connect.

#### Response:

Contact your next level of support if you suspect an Opti-connect problem. Otherwise this is a tracking event.

## Failing Item

- [NEXTLVL](#)

---

### B60069C2

#### Explanation:

HSL Opticonnect normal connect to another sys. or partition.

## Response

This reference code is informational only.

HSL OptiConnect has established connection normally. The local system or partition is participating in HSL Opticonnect with other systems or partitions on the same HSL loop.

---

### B60069C3

#### Explanation:

HSL Opticonnect normal disconnect from other sys. or partition.

## Response

This reference code is informational only.

HSL Opticonnect disconnected normally from a remote node. The local system or partition has stopped participating in HSL Opticonnect with the remote system or partition on the same HSL loop. Possible reasons include:

- A remote system or partition went off line due to a normal power off or disable of HSL Opticonnect.

---

### B60069C5

#### Explanation:

I/O processor failure.

#### Response:

Contact your next level of support.

## Failing Item

- [NEXTLVL](#)

---

### B60069C6

#### Explanation:

HSL Opticonnect abnormal disconnect from other sys. or partition.

## Response

The local system or partition disconnected from a remote system or partition due to an unexpected event or failure. The problem is most likely with the remote system or partition. Intervention at the remote system is most likely required. Examine both the local and remote HSL OptiConnected systems or partitions for problems on this HSL loop.

Possible reasons include: A fatal error in software or hardware in the remote system or partition or a power failure in the remote system.

If there was not a complete HSL loop before this error occurred then a failure or power down in an HSL component between the local system or partition and the remote system or partition could have caused this error. Check for a problem with: an HSL cable, HSL I/O bridge or a power problem in an expansion I/O tower or unit on this loop.

Examine the Service Action Log (SAL), or serviceable event view you are using on the local system or

partition for HSL failures on the same HSL loop at approximately the same time this error occurred.

Examine the remote system or partition for problems. If the remote system or partition is powered on and IPL'd then examine the Service Action Log (SAL), or serviceable event view you are using, on the remote system or partition for problems on the same HSL loop at approximately the same time this error occurred.

Correct any problems you find with the remote and local systems or partitions that happened at approximately the same time and involve HSL Opticonnect or HSL loop components or Network Interface Controllers. When the remote system is IPL'd it will automatically reconnect with this system or partition.

If there are no problems with the remote system or partition and there are no problems with the local system or partition then collect all the Product Activity Log information for this failure on both systems. Be sure to record all words in the SRC. Contact your next level of support.

### Failing Item

- REM\_SYS

---

#### **B60069C7**

#### **Explanation:**

HSL Opticonnect abnormal disconnect from other sys. or partition.

### Response

The local system or partition disconnected from a remote system or partition due to an unexpected event or failure. LIC will attempt to recover from the error. Intervention at the local or remote system or partition may be required.

Possible causes are: time out, hang or hardware failure. The problem may be with: the local system or partition or the remote system or partition.

If there was not a complete HSL loop before this error then a failure or power down in an HSL component between the local system or partition and the remote system or partition could have caused this error. Check for SRCs with FRUs like: HSL cables, HSL I/O bridge or a power problem in an expansion I/O tower or unit on this loop.

Examine the SAL or serviceable event view you are working with on the local system or partition for

failures on the same loop, or with the Network Interface Controller at approximately the same time.

Examine the remote system or partition for problems. Correct any HSL or NIC problems you find with the remote and local systems or partitions.

If there are no problems with the remote system or partition and there are no problems with the local system or partition then collect all the Product Activity Log (PAL) information for this failure on both systems. Be sure to record all words in the SRC. Contact your next level of support.

### Failing Item

- REM\_SYS
- LOC\_SYS

---

#### **B60069C8**

#### **Explanation:**

HSL Opticonnect abnormal disconnect from other sys. or partition.

### Response

The local system or partition disconnected from a remote system or partition due to an unexpected event or failure. All of the HSL OptiConnect connections on this loop will be in a failed state. LIC will attempt to recover from the error. Intervention at the local or remote system or partition may be required. Possible causes are:

- time out of a critical message
- LIC code / table problem
- Network deadlock detected

The problem may be with:

- The local system or partition
- The remote system or partition

Examine the Service Action Log (SAL), or serviceable event view you are using, on the local system or partition for HSL failures on the same HSL loop, or with the Network Interface Controller at approximately the same time this error occurred.

Examine the remote system or partition for problems. Examine the Service Action Log (SAL), or serviceable event view you are using, on the remote system or partition for problems on the same HSL loop or with the Network Interface Controller at approximately the same time this error occurred.

Correct any problems you find with the remote and local systems or partitions that happened at approximately the same time and involve HSL Opticonnect or HSL loop components or Network Interface Controllers.

If there are no problems with the remote system or partition and there are no problems with the local system or partition then collect all the Product Activity Log information for this failure on all systems or partitions. Be sure to record all words in the SRCs. Contact your next level of support.

### Failing Item

- [REM\\_SYS](#)
- [LOC\\_SYS](#)
- [AJDG301](#)

---

### B60069C9

#### Explanation:

HSL Opticonnect abnormal disconnect from other sys. or partition.

### Response

The local system or partition disconnected from a remote system or partition due to an failure in a LIC virtualized bus unit. LIC will attempt to recover from the error. Possible causes are:

- LIC problem where the local bus unit is off line.
- LIC problem where the remote bus unit is off line.

Examine the Service Action Log (SAL), or serviceable event view you are using, on the local system or partition for HSL Opticonnect failures that occurred at approximately the same time this error occurred.

Examine the remote system or partition for problems. Examine the Service Action Log (SAL), or the serviceable event view you are using, on the remote system or partition for HSL Opticonnect problems that occurred at approximately the same time this error occurred.

Collect all the Product Activity Log information for this failure on all systems and partitions on this HSL loop. Be sure to record all words in the SRCs. Contact your next level of support with the information you have collected.

### Failing Item

- [AJDG301](#)
- [REM\\_SYS](#)

- [LOC\\_SYS](#)

---

### B60069CF

#### Explanation:

HSL Opticonnect abnormal disconnect from other sys. or partition.

### Response

LIC internal error. All systems participating in HSL OptiConnect will be disconnected. The system must be re-IPL'd to recover. Before re-IPL'ing the system initiate a main store dump.

After getting the dump, examine the Service Action Log (SAL), or serviceable event view you are using, on the local system or partition for HSL Opticonnect failures that occurred at approximately the same time this error occurred.

Examine the remote systems or partitions for problems. Examine the Service Action Log (SAL), or serviceable event view you are using, on the remote systems or partitions for HSL Opticonnect problems that occurred at approximately the same time this error occurred.

Collect all the Product Activity Log information for this failure on all systems and partitions on this HSL loop. Be sure to record all words in the SRCs. Contact your next level of support with the information you have collected.

### Failing Item

- [AJDG301](#)

---

### B60069D0

#### Explanation:

Bus Expansion Adapter card failed.

#### Response:

Contact your next level of support.

### Failing Item

- [NEXTLVL](#)

---

### B60069D8

#### Explanation:

Bus Expansion Adapter failed.

#### Response:

Contact your next level of support.

### Failing Item

- [NEXTLVL](#)

---

**B60069D9****Explanation:**

Host Ethernet Adapter (HEA) failure.

**Response:**

Firmware detected a hardware failure in the Host Ethernet Adapter (HEA).

**Failing Item**

- [HEA](#)

---

**B60069DA****Explanation:**

System log entry only, no service action required.

---

**B60069DB****Explanation:**

LIC failure.

**Response:**

A Licensed Internal Code error occurred. The partition will continue to run with this Host Ethernet Adapter (HEA) disabled. Perform a partition dump and then IPL the partition to recover the HEA. Send the partition dump to your next level of support.

**Failing Item**

- [SVCDOCS](#)

---

**B60069DC****Explanation:**

The Host Ethernet Adapter (HEA) is not connected to the Ethernet switch.

**Response**

The Host Ethernet Adapter (HEA) is not connected to the Ethernet switch. If the HEA connection is not needed, no service action is required.

If the HEA connection is needed, verify that the cable is connected and the switch is powered on. After repairing the problem, verify that the connection has been restored.

---

**B60069DD****Explanation:**

The Host Ethernet Adapter (HEA) connection to the Ethernet switch has been restored.

**Response:**

System log entry only, no service action required.

---

**B60069DE****Explanation:**

Host Ethernet Adapter (HEA) Media Interface Adapter Failure.

**Response:**

Firmware detected a failure in the HEA Media Interface Adapter.

**Failing Item**

- [HEA](#)
- [AJDG301](#)

---

**B60069E0****Explanation:**

Bus Expansion Adapter card failed.

**Response:**

Contact your next level of support.

**Failing Item**

- [NEXTLVL](#)

---

**B60069E8****Explanation:**

Bus Expansion Adapter failed.

**Response:**

Contact your next level of support.

**Failing Item**

- [NEXTLVL](#)

---

**B60069F0****Explanation:**

Bus Expansion Adapter failed.

**Response:**

Contact your next level of support.

**Failing Item**

- [NEXTLVL](#)

---

**B60069F8****Explanation:**

Bus Expansion Adapter failed.

**Response:**

Contact your next level of support.

**Failing Item**

- [NEXTLVL](#)

---

**B6007001****Explanation:**

ISDN call in rejected.



## Failing Item

- [UG3LB](#)

---

### B6007002

#### Explanation:

Lines not selected.

## Failing Item

- [UG3LB](#)

---

### B6007003

#### Explanation:

Network interfaces not selected.

## Failing Item

- [UG3LB](#)

---

### B6007004

#### Explanation:

TCP/IP informational error.

## Response

This reference code is logged when the TCP/IP Attribute Log Protocol Errors is set, and the TCP/IP System LIC silently discards an in bound datagram. Silently discard is defined to mean discard the received datagram without reporting an error to the originating host device. Examples of such datagrams are those with checksums or destination addresses which are not valid.

This reference code is for information only. Normally no action should be taken as a result of this reference code. It is generated in order to assist with remote device or TCP/IP network problem determination.

---

### B6007055

#### Explanation:

Statistics were logged, no service action required.

## Response

This reference code is logged for information only.

---

### B6007100

#### Explanation:

APPN session initiation attempt has timed out.

## Response

This reference code is used to indicate that LIC timed out on a request to initiate a session.

The user must run problem analysis for this reference code. If this indicates a software problem, the user should dial IBM Software Support for assistance.

The Problem Determination Procedure (PDP) will indicate whether the original timeout condition still exists and what the corrective actions should be.

## Failing Item

- [AJDG301](#)
- [UPLF3](#)
- [UPLF1](#)
- [UPLF2](#)

---

### B6007101

#### Explanation:

APPN session initiation attempt has failed.

## Response

This reference code is used to indicate that LIC attempted to satisfy a session initiation request, but some failure condition was detected by LIC. The failure condition could be a configuration or operational problem in the network.

The user must run problem analysis for this reference code. If this indicates a software problem, the user should dial IBM Software Support for assistance.

The Problem Determination Procedure (PDP) will indicate whether the original timeout condition still exists and what the corrective actions should be.

## Failing Item

- [UPLF4](#)
- [UPLF5](#)
- [UPLF6](#)
- [AJDG301](#)

---

### B6007102

#### Explanation:

APPN CP-CP session ended.

---

### B6007201

#### Explanation:

A utility failure occurred.

## Response

This reference code is for information only. The Uninterruptible Power System (UPS) is reporting a utility failure.

---

**B6007202****Explanation:**

Utility power restored.

**Response**

This reference code is for information only. The Uninterruptible Power System (UPS) is reporting that utility power has been restored.

---

**B6007203****Explanation:**

A battery low condition was detected.

**Response**

This reference code is for information only. The Uninterruptible Power System (UPS) is reporting a battery low condition.

---

**B6007204****Explanation:**

Uninterruptible Power System reported a bypass active.

**Response**

This reference code is for information only. The Uninterruptible Power System (UPS) is reporting a bypass is active.

---

**B6007205****Explanation:**

Battery low condition was reset.

**Response**

This reference code is for information only. The Uninterruptible Power System (UPS) is no longer reporting a battery low condition.

---

**B6007206****Explanation:**

UPS reported bypass no longer active.

**Response**

This reference code is for information only. The Uninterruptible Power System (UPS) is no longer reporting a bypass active condition.

---

**B600720A****Explanation:**

Battery Power Unit replacement dates do not match.

**Response**

The replacement dates for one of the Battery Power Units do not match. Run "Display Hardware Configuration" and verify that the dates match the labels on the batteries.

---

**B6007703****Explanation:**

System LIC detected a program exception.

**Response**

Storage Management detected a DASD datacheck condition and the defective sector was reallocated.

Perform a system IPL to restart the system.

---

**B6007704****Explanation:**

General failure detected by HRI component.

**Failing Item**

- [AJDG301](#)

---

**B6007777****Explanation:**

Hardware configuration change detected.

**Response**

A hardware resource is missing. The resource reported in to the system on a previous IPL, but has not reported in on the current IPL. This could occur for several different reasons.

1. It could be a normal situation where the resource is currently powered off. In this case, when the resource is powered back on, it will no longer be missing.
2. The hardware resource could also be missing if it has been removed from the system, for example, a tape drive that was replaced with a different tape drive. The service representative should use the Hardware service manager to remove the entry for this resource.
3. The resource may not have reported in on this IPL because it is failing. Perform problem analysis to determine why the resource is failing.

---

**B6008000****Explanation:**

A storage subsystem disk unit connection failed.

**Response:**

Look for other errors in the Service Action Log (SAL), or serviceable event view you are working with, and fix them.

---

**B6008001****Explanation:**

A storage subsystem disk unit connection failed.

**Response:**

Look for other errors in the Service Action Log, or serviceable event view you are working with, and fix them.

---

**B6008002****Explanation:**

Maximum number of redundant connections exceeded.

**Response:**

An attempt to activate a connection from another I/O adapter to a storage subsystem disk unit failed because the maximum number of connections are already active for this disk unit. No action required.

---

**B6008003****Explanation:**

A storage subsystem disk unit connection was restored.

**Response:**

No action required.

---

**B6008004****Explanation:**

A storage subsystem disk unit connection failed.

**Response:**

Could not read configuration information from the disk unit. Look for other errors in the Service Action Log, or serviceable event view you are working with, and fix them.

---

**B6008005****Explanation:**

High performance connection failed.

**Response**

A high performance connection to an external storage subsystem disk unit failed.

There are still two or more external storage subsystem disk unit connections, but performance might be degraded.

Look for other errors in the Service Action Log, or serviceable event view you are working with, and fix them.

---

**B6008006****Explanation:**

High performance connection failed.

**Response**

A high performance connection to an external storage subsystem disk unit failed.

There is still one more external storage subsystem disk unit connection, but performance might be degraded.

Look for other errors in the Service Action Log, or serviceable event view you are working with, and fix them.

---

**B6008007****Explanation:**

High performance connection was restored.

**Response**

A high performance connection to an external storage subsystem disk unit was restored.

Performance is no longer degraded.

No action required.

---

**B60094FC****Explanation:**

D-mode IPL informational event. No service action is needed.

---

**B6009999****Explanation:**

Call home test SRC built into LIC for testing and verification. No service action is needed.

**Problem determination:**

None, this SRC means that a LIC call home test was triggered to determine if problem reporting functions are set up correctly.

---

**B600999A****Explanation:**

Notification test SRC built into LIC for testing and verification. No service action is needed.

**Problem determination:**

None, this SRC means that a LIC serviceable test was triggered to determine if problem reporting functions are set up correctly. This SRC will show up in the Problem Log but will not automatically call home.

---

**B600B700****Explanation:**

A platform firmware error log was signalled to LIC but could not be retrieved from platform firmware. LIC

created this event in the PAL with SRC B600B700 to log the problem.

**Problem determination:**

Contact your hardware service provider. This is a platform firmware problem.

**Failing Item**

- [NEXTLVL](#)

---

**B600CF00**

**Explanation:**

Permanent error on removable media device.

**Response:**

A type D IPL terminated because of a removable media Load Source device failure. If the removable media Load Source is an external device, check the cables. If that does not correct the problem, replace the device. If the removable media Load Source is an internal device, replace the device. If the removable media Load Source is a virtual device, ensure it is set up correctly.

**Failing Item**

- [SVCDOCS](#)

---

**B600CF01**

**Explanation:**

Unsupported removable media device configuration.

**Problem determination:**

A type D IPL terminated because of an unsupported removable media device configuration. Retry the D-IPL with a different removable media device.

**Failing Item**

- [SVCDOCS](#)

---

**B600CFFC**

**Explanation:**

Optical library device condition not expected.

**Response**

The optical disk drive addressing within the optical library is incorrect. This error is likely to be the result of faulty cabling or switch setting following service to an optical library.

Contact your hardware service provider.

**Failing Item**

- [OPTLCBL](#)

- [DRVSWCH](#)

---

**B600CFFD**

**Explanation:**

Optical drive failure.

**Failing Item**

- [OPTLDRV](#)

---

**B600CFFF**

**Explanation:**

Media determined to be bad in Optical library.

---

**B600D4C1**

**Explanation:**

LIC detected a problem in error analysis code.

**Problem determination:**

Report this problem to your service provider.

**Failing Item**

- [SVCDOCS](#)

---

**B600D4C2**

**Explanation:**

LIC detected a problem in error analysis code.

**Problem determination:**

Report this problem to your service provider.

**Failing Item**

- [SVCDOCS](#)

---

**B600D4C3**

**Explanation:**

LIC detected a problem in error analysis code.

**Problem determination:**

Report this problem to your service provider.

**Failing Item**

- [SVCDOCS](#)

---

**B600D4C4**

**Explanation:**

LIC detected a problem in error analysis code.

**Problem determination:**

Report this problem to your service provider.

**Failing Item**

- [SVCDOCS](#)

---

**B600D4C5**

**Explanation:**

LIC detected a problem in error analysis code.

**Problem determination:**

Report this problem to your service provider.

**Failing Item**

- [SVCDOCS](#)

---

**B600F103****Explanation:**

Main storage dump must be copied for service.

**Failing Item**

- [LICIP01](#)

---

**B600F104****Explanation:**

LPAR service function directed a Main Storage Dump.

**Response**

The Hypervisor terminated a partition with an unresponsive Operating System. A Main Store Dump must be done for service. Call your next level of support when the dump is complete.

**Failing Item**

- [LICIP01](#)

---

**B600F105****Explanation:**

Licensed Internal Code detected error.

**Failing Item**

- [NEXTLVL](#)

---

**B600FDC0****Explanation:**

LIC program reported informational error.

**Response**

This reference code is logged for information only. No action required.

---

**B600FDC5****Explanation:**

LIC program failed and data was captured.

**Response**

This reference code indicates first failure data capture (FFDC) data was collected for a problem reported by licensed internal code.

The user should dial IBM Software Support for assistance.

**Failing Item**

- [UG3AS](#)

---

**B6xx0000****Explanation:**

Operating system status code.

**Response**

This reference code is for information only. It is shown in the Product activity log as a side effect of a condition that was detected by LIC.

Normally, no action should be taken as a result of information reference codes. However, to isolate the root cause, use these suggestions:

1. Examine the date and time of the informational reference code.
2. Determine if any other reference codes have been logged at or before the same date and time.
3. Begin the service approach based on these other logged errors.

---

**B6xx0102****Explanation:**

A machine check occurred during IPL.

**Response**

Words 2 to 9 of this SRC contain additional diagnostic information. Record SRC words 1 through 9 before attempting to IPL again and report the problem to your Software Service Provider.

---

**B6xx0103****Explanation:**

Main storage dump must be copied for service.

**Failing Item**

- [LICIP01](#)

---

**B6xx0104****Explanation:**

Terminate Immediate reference code is bad.

## Failing Item

- [LICIP08](#)
- [AJDG301](#)

---

### B6xx0105

**Explanation:**

More than one request to terminate the system was issued.

## Failing Item

- [LICIP08](#)
- [AJDG301](#)

---

### B6xx0106

**Explanation:**

Terminate Immediate data is not valid.

## Failing Item

- [LICIP08](#)
- [AJDG301](#)

---

### B6xx0107

**Explanation:**

Main storage dump must be copied for service.

## Response

The server detected an unrecoverable machine check condition.

Collect all the words of the SRC and the main store dump and send to your system manufacturer for analysis.

---

### B6xx0109

**Explanation:**

An unrecoverable memory error occurred.

## Response

Re-IPL the partition that terminated. Then, look for and correct errors with SRCs of the form B1xxxxxx in the Serviceable Event View that indicate the replacement of memory in the failing item list. If there are no B1xxxxxx SRCs in the Serviceable Event View that indicate a memory problem, perform a slow boot by using [Performing a slow boot](#) in order to run diagnostics on the memory. Then, look for and correct errors with SRCs of the form B1xxxxxx in the Serviceable Event View.

## Failing Item

- [SVCD0CS](#)

---

### B6xx0202

**Explanation:**

Unrecoverable read error.

## Response

Restore the Licensed Internal Code using [Utilities to install and restore IBM i Licensed Internal Code](#).

---

### B6xx0208

**Explanation:**

Storage Management early IPL failure.

**Response:**

A critical error occurred during Storage Management early IPL initialization. Contact your next level of support for assistance, and investigate the extended SRC data for details about the failure. Determine if the error can be corrected with configuration changes. If the problem cannot be corrected, obtain the SRC history, and submit an Authorized Problem Analysis Report (APAR).

---

### B6xx0210

**Explanation:**

The system ASP has run out of disk storage.

**Response:**

The out of storage condition in the system ASP can be caused by an allocation failure in some other system software. This could be a looping condition that continues to allocate storage. Contact your service representative for assistance with the Main Storage Dump.

---

### B6xx0231

**Explanation:**

Disk sanitize action completed successfully.

**Response:**

No service action required. This entry is logged for information only.

---

### B6xx0232

**Explanation:**

Disk sanitize action did not complete successfully.

**Response:**

Provide the Product Activity Log entry to your next level of support for analysis.

---

### B6xx0244

**Explanation:**

Contact was lost with the device indicated.

## Response

Do not power off the system.

Perform the procedure indicated in the failing item list.

## Failing Item

- [LICIP13](#)
- [FI00580](#)
- [FI00500](#)
- [FI00302](#)
- [FI00301](#)
- [AJDG301](#)

---

### B6xx0255

#### Explanation:

Contact was lost with the device indicated.

## Response

Do not power off the system.

Perform the procedure indicated in the failing item list.

## Failing Item

- [LICIP13](#)
- [FI00580](#)
- [FI00500](#)
- [FI00302](#)
- [FI00301](#)
- [AJDG301](#)

---

### B6xx0266

#### Explanation:

Contact was lost with the device indicated.

## Response

Do not power off the system.

Perform the procedure indicated in the failing item list.

## Failing Item

- [LICIP13](#)
- [FI00580](#)
- [FI00500](#)
- [FI00302](#)
- [FI00301](#)

- [AJDG301](#)

---

### B6xx0299

#### Explanation:

Informational LIC state SRC.

---

### B6xx0302

## Explanation

Recursion in exception handler.

This SRC is an IBM i software event. If this SRC was reported as a serviceable event or if this SRC appears on the IBM i LPAR's panel then report the SRC as an IBM i software problem.

## Failing Item

- [LICIP08](#)
- [AJDG301](#)

---

### B6xx0304

#### Explanation:

Component specific exception handler return code not valid.

## Failing Item

- [LICIP08](#)
- [AJDG301](#)

---

### B6xx0305

#### Explanation:

Exception while storage management lock is held.

## Failing Item

- [LICIP08](#)
- [AJDG301](#)

---

### B6xx0307

#### Explanation:

LIC exception code detected a problem.

## Response

Component Specific Exception Handler recursion is detected in an IBM i Operating System process.

## Failing Item

- [LICIP08](#)
- [AJDG301](#)

---

### B6xx0308

#### Explanation:

LIC exception code detected a problem.

## Response

Component Specific Exception Handler recursion is detected in an IBM i Operating System process.

## Failing Item

- [LICIP08](#)
- [AJDG301](#)

---

### B6xx0317

#### Explanation:

Traceback for code not found.

## Failing Item

- [LICIP08](#)
- [AJDG301](#)

---

### B6xx0323

#### Explanation:

LIC exception code detected a problem.

## Failing Item

- [LICIP08](#)
- [AJDG301](#)

---

### B6xx0324

#### Explanation:

LIC exception code detected a problem.

## Failing Item

- [LICIP08](#)
- [AJDG301](#)

---

### B6xx0325

#### Explanation:

LIC exception code detected a problem.

## Failing Item

- [LICIP08](#)
- [AJDG301](#)

---

### B6xx0326

#### Explanation:

LIC exception code detected a problem.

## Failing Item

- [LICIP08](#)

- [AJDG301](#)

---

### B6xx0327

#### Explanation:

LIC exception code detected a problem.

## Failing Item

- [LICIP08](#)
- [AJDG301](#)

---

### B6xx0328

#### Explanation:

LIC exception code detected a problem.

## Failing Item

- [LICIP08](#)
- [AJDG301](#)

---

### B6xx0329

#### Explanation:

LIC exception code detected a problem.

## Failing Item

- [LICIP08](#)
- [AJDG301](#)

---

### B6xx0333

#### Explanation:

A branch to a bad address was attempted.

## Failing Item

- [LICIP08](#)
- [AJDG301](#)

---

### B6xx0334

#### Explanation:

Exception Handler could not be removed.

## Failing Item

- [LICIP08](#)
- [AJDG301](#)

---

### B6xx0335

#### Explanation:

Code resumed to not valid address following exception.

## Failing Item

- [LICIP08](#)



- [AJDG301](#)

---

**B6xx0336****Explanation:**

LIC exception code detected a problem.

**Failing Item**

- [LICIP08](#)
- [AJDG301](#)

---

**B6xx0401****Explanation:**

A machine check occurred during IPL.

**Failing Item**

- [LICIP08](#)
- [AJDG301](#)

---

**B6xx0402****Explanation:**

A machine check occurred during authority initialization.

**Failing Item**

- [LICIP08](#)
- [AJDG301](#)

---

**B6xx0403****Explanation:**

Unhandled exception during IPL or install.

**Failing Item**

- [LICIP08](#)
- [AJDG301](#)

---

**B6xx0405****Explanation:**

Unhandled exception in authority recovery.

**Failing Item**

- [LICIP08](#)
- [AJDG301](#)

---

**B6xx0406****Explanation:**

Unhandled exception in data base recovery.

**Failing Item**

- [LICIP08](#)

- [AJDG301](#)

---

**B6xx0407****Explanation:**

Unhandled exception in data base initialization.

**Failing Item**

- [LICIP08](#)
- [AJDG301](#)

---

**B6xx0408****Explanation:**

Unhandled exception in journal recovery.

**Failing Item**

- [LICIP08](#)
- [AJDG301](#)

---

**B6xx0409****Explanation:**

Unhandled exception in journal synchronization.

**Failing Item**

- [LICIP08](#)
- [AJDG301](#)

---

**B6xx0410****Explanation:**

Unhandled exception in journal clean up.

**Failing Item**

- [LICIP08](#)
- [AJDG301](#)

---

**B6xx0411****Explanation:**

Unhandled exception in commit recovery.

**Failing Item**

- [LICIP08](#)
- [AJDG301](#)

---

**B6xx0412****Explanation:**

Unhandled exception in commit initialization.

**Failing Item**

- [LICIP08](#)
- [AJDG301](#)

---

**B6xx0413****Explanation:**

Rebuild of recovery object index failed.

**Failing Item**

- [LICIP08](#)
- [AJDG301](#)

---

**B6xx0414****Explanation:**

Install of operating system failed on read from media.

**Failing Item**

- [LICIP08](#)
- [FI00300](#)

---

**B6xx0415****Explanation:**

Create user profile failed.

**Failing Item**

- [LICIP08](#)
- [AJDG301](#)

---

**B6xx0417****Explanation:**

Initiating the initial process failed.

**Failing Item**

- [LICIP08](#)
- [AJDG301](#)

---

**B6xx0418****Explanation:**

The information loaded from the install media is not valid.

**Failing Item**

- [LICIP08](#)
- [AJDG301](#)

---

**B6xx0419****Explanation:**

The information loaded from the install media is not valid.

**Failing Item**

- [LICIP08](#)
- [AJDG301](#)

---

**B6xx0420****Explanation:**

The information loaded from the install media is not valid.

**Failing Item**

- [LICIP08](#)
- [AJDG301](#)

---

**B6xx0421****Explanation:**

Bad return code creating a queue or message.

**Failing Item**

- [LICIP08](#)
- [AJDG301](#)

---

**B6xx0422****Explanation:**

The Load/Dump command failed.

**Failing Item**

- [LICIP08](#)
- [AJDG301](#)

---

**B6xx0423****Explanation:**

LIC in IBM i has detected that the system unit technology level or configuration is not supported by the version and release of IBM i attempting to install. The version and release of IBM i you are working with will not install and not IPL on this system unit.

**Problem determination:**

Install on a system unit that is supported by the version and release of IBM i that you are working with.

**Failing Item**

- [SVCDOCS](#)

---

**B6xx0439****Explanation:**

Opening the IPCF connection failed.

**Failing Item**

- [LICIP08](#)
- [AJDG301](#)

---

**B6xx0440****Explanation:**

Termination code is not valid.

## Failing Item

- [LICIP08](#)
- [AJDG301](#)

---

### B6xx0441

#### Explanation:

Power off system command failed.

## Failing Item

- [LICIP08](#)
- [AJDG301](#)

---

### B6xx0443

#### Explanation:

Programmed IPL command failure.

## Failing Item

- [LICIP08](#)
- [AJDG301](#)

---

### B6xx0446

#### Explanation:

Error during machine termination.

## Failing Item

- [LICIP08](#)
- [AJDG301](#)

---

### B6xx0447

#### Explanation:

Failure to reach MI boundary.

## Failing Item

- [LICIP08](#)
- [AJDG301](#)

---

### B6xx0449

#### Explanation:

Exception in MI boundary manager.

## Failing Item

- [LICIP08](#)
- [AJDG301](#)

---

### B6xx0506

#### Explanation:

Attempt to destroy a task with critical flag on.

## Failing Item

- [LICIP08](#)
- [AJDG301](#)

---

### B6xx0507

## Explanation

A critical process terminated. This SRC will be in the LPAR's panel.

LIC detected an attempt to terminate a process with its critical flag set to ON. Normally this process will be SCPF.

This is a secondary affect of the process termination request for a critical process that was caused by a system error condition that began process termination. The system error condition that began process termination is most commonly a storage error or LIC exception handling.

#### Response:

Perform [LICIP08](#) - save and send in the Main Store Dump, collect LIC and Product Activity Logs.

## Failing Item

- [LICIP08](#)
- [AJDG301](#)

---

### B6xx0607

#### Explanation:

Maximum stack size exceeded in process or task.

## Failing Item

- [LICIP08](#)
- [AJDG301](#)

---

### B6xx0620

#### Explanation:

Event management index is not usable.

## Failing Item

- [LICIP08](#)
- [AJDG301](#)

---

### B6xx0650

#### Explanation:

Resource management segment could not be created or extended.

## Response

A main store dump was initiated.

Words 2 to 9 of this SRC contain additional diagnostic information. Record SRC words 1 through 9.

Perform a system IPL and collect the Product activity log and main store dump and provide them along with the recorded SRC information to IBM Service Support.

The problem may also be that there is not enough auxiliary storage.

## Failing Item

- [AJDG301](#)

---

### B6xx0801

#### Explanation:

Invalid LID directory detected.

## Response

During system IPL, the LIDMgr detected an I/O failure or media failure while trying to read the LID directory.

## Failing Item

- [LICIP08](#)
- [FI00070](#)
- [FI00300](#)
- [AJDG301](#)

---

### B6xx0802

#### Explanation:

LID directory unusable.

## Response

During system IPL, the LIDMgr detected that the LID directory and associated Load Source is not usable.

Reinstall the Licensed Internal Code by using [Utilities to install and restore IBM i Licensed Internal Code](#).

For more information, contact IBM Service Support.

## Failing Item

- [AJDG301](#)

---

### B6xx0901

#### Explanation:

The LinkLoader has found its bad flag ON.

## Response

This reference code is usually the result of a system termination while the LinkLoader is performing its work.

Reinstall the Licensed Internal Code by using [Utilities to install and restore IBM i Licensed Internal Code](#).

---

### B6xx0902

#### Explanation:

Unable to perform programmed IPL.

## Response

The LinkLoader was not successful in performing a programmed IPL.

Perform a system IPL. If the problem persists, examine the main storage dump and determine the reason for the failure of the programmed IPL.

---

### B6xx0903

#### Explanation:

The LinkLoader was not able to allocate a segment.

#### Response:

Perform the D mode IPL again. If the problem persists, there might be a memory problem. Contact your next level of support.

---

### B6xx0904

#### Explanation:

The LinkLoader was not able to load a critical LID.

#### Response:

Perform the D mode IPL again. If the problem persists, contact your next level of support.

---

### B6xx1001

#### Explanation:

Enqueuing a task to the TDQ which is already enqueued on TDQ.

## Failing Item

- [LICIP08](#)
- [AJDG301](#)

---

### B6xx1103

#### Explanation:

MISR not readable; must be readable for Normal Mode install.

## Response

MISR is not readable. Perform a manual install to reinitialize the system.

---

### B6xx1104

**Explanation:**

Failure reading media or not install media.

**Response**

Determine that correct install media is loaded. If correct install media is installed, media could be corrupt. Obtain another copy of the install media and re-attempt the install. If the install still fails, contact your service representative.

---

**B6xx1201****Explanation:**

Critical database segment could not be created.

**Failing Item**

- [LICIP08](#)
- [AJDG301](#)

---

**B6xx1204****Explanation:**

Error in constraint enforcement.

**Failing Item**

- [LICIP08](#)
- [AJDG301](#)

---

**B6xx1210****Explanation:**

Object not found in the in-use table.

**Failing Item**

- [LICIP08](#)
- [AJDG301](#)

---

**B6xx1215****Explanation:**

Error in critical code sequence.

**Failing Item**

- [LICIP08](#)
- [AJDG301](#)

---

**B6xx1219****Explanation:**

A back leveled driver has been detected.

**Failing Item**

- [LICIP08](#)
- [AJDG301](#)

---

**B6xx1604****Explanation:**

Not able to create APPN task.

**Response**

An error occurred during task creation which requires a power off of the system.

**Failing Item**

- [LICIP08](#)
- [AJDG301](#)

---

**B6xx1724****Explanation:**

An attempt to create a segment failed.

**Response**

The create could fail for two reasons:

- A code problem. Perform the procedure indicated in the failing item list.
- No free auxiliary storage on the system. Add additional DASD if the create failed because no auxiliary storage was available.

**Failing Item**

- [LICIP08](#)
- [AJDG301](#)

---

**B6xx1730****Explanation:**

An IPL is needed to restore system performance.

**Response**

Licensed Internal Code has detected a condition that is impacting system performance. System operation can continue, but system performance may be noticeably reduced until the next IPL.

Look at the Product Activity Log entry, and find the value at offset x'000180'. If the value equals x'00000122', the error was caused by too much processor memory being installed.

For more information, contact IBM Service Support.

**Failing Item**

- [UPLF1](#)

---

**B6xx3000****Explanation:**

LPAR service function directed a Main Storage Dump.

**Response:**

Copy the current main storage dump to media. For more information on how to copy a Main Storage Dump, refer to [Copying a main storage dump](#).

**Failing Item**

- [AJDG301](#)

---

**B6xx41FC****Explanation:**

Installation of LIC failed.

**Response**

Words 12 and 13 of this SRC contain additional diagnostic information.

Install LIC using physical media.

To determine what caused the failure, collect SRC information and contact your next level of support.

**Failing Item**

- [SVCDOCS](#)

---

**B6xx41FD****Explanation:**

Installation of LIC failed.

**Response**

A main store dump was initiated. Words 12 and 13 of this SRC contain additional diagnostic information.

To recover the partition using the previously installed LIC, perform a B-mode IPL. You can then re-try the installation of LIC. Otherwise, install LIC using physical media.

To determine what caused this failure, collect SRC information and main store dump and contact your next level of support.

**Failing Item**

- [SVCDOCS](#)

---

**B6xx4401****Explanation:**

Missing DASD units.

**Response**

Copy the current main storage dump to media.

For more information on how to perform a Main Storage Dump, refer to [Copying a main storage dump](#).

---

**B6xx4402****Explanation:**

Missing DASD units.

**Response**

Copy the current main storage dump to media. Then exit the Main Storage Dump Manager.

For more information on how to perform a Main Storage Dump, refer to [Copying a main storage dump](#).

---

**B6xx4403****Explanation:**

Storage Management failed to reach full paging.

**Response**

Copy the current main storage dump to media.

For more information on how to perform a Main Storage Dump, refer to [Copying a main storage dump](#).

---

**B6xx4404****Explanation:**

Auto copy failed or not attempted.

**Response**

Copy the current main storage dump. If copying to system ASP, existing copies may need to be deleted or renamed. Then exit the Main Storage Dump Manager.

For more information on how to perform a Main Storage Dump, refer to [Copying a main storage dump](#).

---

**B6xx4405****Explanation:**

System ASP threshold exceeded after auto copy done.

**Response**

Delete other system ASP copies or exit the Main Storage Dump Manager and then from DST copy the Auto Copy to media and then delete the Auto Copy in system ASP.

---

**B6xx4420****Explanation:**

MSD Manager not configured to save dump information.

**Response:**

The platform produced dump data, but the Main Storage Dump (MSD) Manager was not configured to automatically copy the dump to an Auxiliary Storage Pool (ASP). The dump will be lost if the system power is lost. Use MSD Manager to manually copy the current platform dump to media or an ASP.

---

**B6xx4421**

**Explanation:**

Insufficient space in the ASP to store a platform dump.

**Response**

The platform produced dump data, and the Main Storage Dump (MSD) Manager was configured to automatically copy the dump to an Auxiliary Storage Pool (ASP), but there was not sufficient free space available in the ASP. The dump will be lost if the system power is lost. Manually copy the current platform dump from the platform by performing one of the following:

- Make room in the designated ASP and then use the MSD Manager to copy the current platform dump to ASP.
- Use the MSD Manager to delete other dump copies, then copy the current platform dump to ASP.
- Use the MSD Manager to copy the current platform dump to a different ASP.
- Use the MSD Manager to copy the current platform dump to media.

---

**B6xx4422**

**Explanation:**

A platform dump is saved in MSD Manager.

**Response:**

The platform produced dump data. The dump data was copied to the Main Storage Dump (MSD) Manager.

**Failing Item**

- [PLDUMP](#)

---

**B6xx4601**

**Explanation:**

Unspecified LIC error.

**Problem determination:**

Report this problem to your next level of support.

**Failing Item**

- [SVCDPCS](#)

---

**B6xx4700**

**Explanation:**

Processor On Demand error detected.

**Response**

Processor on Demand Data Block key is not valid.

Replace the Processor Capacity card.

**Failing Item**

- [CTLPNCD](#)

---

**B6xx4701**

**Explanation:**

Processor On Demand error detected.

**Response**

Processor On Demand Data Block contains data that does not match the expected data.

Contact your service provider.

**Failing Item**

- [AJDG301](#)

---

**B6xx4703**

**Explanation:**

Processor On Demand error detected.

**Response**

Processor On Demand Serialization has failed during IPL.

Contact your service provider.

**Failing Item**

- [AJDG301](#)

---

**B6xx4710**

**Explanation:**

Processor On Demand error detected.

**Response**

SPCN communication failure during Processor On Demand.

Look in the Product Activity Log for other SPCN errors and perform the actions indicated for those errors.

### Failing Item

- [SPNLCRD](#)

---

#### B6xx4712

**Explanation:**

Processor On Demand error detected.

**Response:**

Correct any Processor Capacity card or SPCN failures.

### Failing Item

- [CTLPNCD](#)

---

#### B6xx4713

**Explanation:**

Incorrect Processor Capacity Card installed.

**Response**

The Processor Capacity Card is the failing item since it has been swapped in from a different system.

Put the Processor Capacity Card back in the system it came from, and reinstall this system's original Processor Capacity Card.

### Failing Item

- [CTLPNCD](#)

---

#### B6xx4714

**Explanation:**

The CUoD data is not present. A problem may exist.

**Response**

The Processor Capacity Card was changed and there may be a problem.

If the system did have any activated standby processors before the Processor Capacity Card was replaced, then new processor on demand activation codes must be obtained to restore the previous activations.

Contact your service provider.

---

#### B6xx4715

**Explanation:**

Processor On Demand error detected.

**Response:**

Correct any Processor Capacity card or SPCN failures.

### Failing Item

- [CTLPNCD](#)

---

#### B6xx4730

**Explanation:**

Processor On Demand error detected.

**Response**

Processor On Demand standby processors are in use.

Contact your service provider.

### Failing Item

- [AJDG301](#)

---

#### B6xx4731

**Explanation:**

Processor On Demand error detected.

**Response:**

The Processor On Demand Trial Activation period is not valid. Contact your next level of support.

### Failing Item

- [AJDG301](#)

---

#### B6xx4733

**Explanation:**

Processor On Demand error detected.

**Response:**

Contact your service provider.

### Failing Item

- [AJDG301](#)

---

#### B6xx4740

**Explanation:**

Processor On Demand error detected.

**Response**

The Processor On Demand Activation code just entered is not valid.

Contact your next level of support.

### Failing Item

- [AJDG301](#)



---

**B6xx4741****Explanation:**

Processor On Demand error detected.

**Response:**

An invalid Processor On Demand Activation code has been entered more than 5 consecutive times. Contact your service provider.

**Failing Item**

- [AJDG301](#)

---

**B6xx4745****Explanation:**

Processor Capacity card replaced on activated POD system.

**Response:**

Contact IBM Support to order a replacement Processor On Demand activation code.

---

**B6xx4747****Explanation:**

1 hour left in POD 14 day Trial Activation Period.

**Response:**

If a new activation code was purchased, it should be entered now. Otherwise, the system will revert back to its previous activation state at the end of the Trial Activation Period.

---

**B6xx5001****Explanation:**

DST received no response from a work station controller.

**Response**

The workstation I/O processor for the system or partition console did not respond.

**Failing Item**

- [RTRIP01](#)
- [FI00380](#)
- [AJDG301](#)

---

**B6xx5002****Explanation:**

DST problem attempting to use the system console.

**Response**

A code problem occurred during an attempt to use the system console.

**Failing Item**

- [LICIP03](#)
- [AJDG301](#)
- [FI00380](#)

---

**B6xx5003****Explanation:**

Service program failed.

**Response**

The ASCII system console failed to respond.

**Failing Item**

- [FI00320](#)
- [FI00602](#)
- [USER](#)
- [AJDG301](#)
- [FI00380](#)

---

**B6xx5004****Explanation:**

DST console failed to respond.

**Response**

The system console failed to respond.

**Failing Item**

- [RTRIP02](#)
- [FI00320](#)
- [FI00602](#)
- [USER](#)
- [AJDG301](#)
- [FI00380](#)

---

**B6xx5005****Explanation:**

Service program failed.

**Response**

The workstation adapter system console failed to respond.

**Failing Item**

- [WSAIP01](#)
- [FI00320](#)

- [FI00602](#)
- [USER](#)
- [AJDG301](#)
- [FI00380](#)

---

### B6xx5007

#### Explanation:

Service program failed.

#### Response

The workstation adapter console failed to respond.

#### Failing Item

- [RTRIP07](#)
- [FI00320](#)
- [FI00602](#)
- [USER](#)
- [AJDG301](#)
- [FI00380](#)

---

### B6xx5008

#### Explanation:

DST console failed to respond. If an IPL did not find a console and if the console type is set to anything except a 1, the system will display code A6005008.

#### Response

If you just replaced the LAN adapter associated with Operations Console (LAN), you need to wait at least 35 minutes for the system to find and use the new LAN adapter. In this case, when the system is satisfied, it starts using the new adapter. The console should start, and the SRC is no longer shown.

If you are attempting to use a twinaxial console the only data relevant in this SRC is word 6. Use the information in the list below for the meaning of word 6 to determine the twinaxial failure. The first 4 characters of word 6 contains the last 4 characters of the original failure type. For example, if word 6 contained 50010001, the twinaxial-related SRC would be A6005001 and the console type is set to use a twinaxial console. Refer to that SRC. Word 6 in the form of xxxx yy zz means the following:

- xxxx where:
  - The twinaxial-related SRC is represented by the first 4 characters.
- yy where:
  - 0A = No console tagged
- zz where:

- 00 = Not defined by user (old default value)
- 01 = Twinaxial
- 02 = Operations Console (Direct) (obsolete)
- 03 = Operations Console (LAN)
- 04 = Hardware Management Console (HMC) or Thin Console

If you are attempting to use Operations Console, the local console on a network uses words 3, 4, and 5. Use words 3 through 5 to select the appropriate section in the following list.

- Word 3 is "1": No supported HW detected or HW detected is not expected (for example, you replaced the LAN IOA so the serial number is different) In some cases the serial number of the expected adapter may be shown in word 5.
  - Word 3 is "2": The LAN IOA failed to report.
  - Word 3 is "3": Hardware error. Common error codes in word 4:
    - 53001A80 and 53002AC0: Network, cable or the LAN adapter may not be operational. Word 5 may contain the card position or serial number of the adapter.
    - 00000000: This error code indicates the adapter reported but has not been initialized yet. This is not considered an error, at this time. The adapter should be activated shortly. Word 5 may contain the card position or serial number of the adapter.
    - CC10031A: Adapter was activated but did not reach LinkUp state. The card was given more than a minute to link up to its partner (probably a switch) and it didn't do so. Likely conditions:
      - The cable is unplugged on one end or the other, or is defective.
      - The switch port is not operational.
- Once this error code is received, the problem will not resolve itself until something restarts the device driver. Word 5 may contain the card position or serial number of the adapter.
- For other error codes contact your service provider. Word 5 may contain the card position or serial number of the adapter.
- Word 3 is "4": BOOTP status: Word 4 contains the number of attempts. If attempts are zero, then BOOTP is ready, when called. If attempts have a value, then the PC did not respond. Word 5 may contain the card position or serial number of the adapter.
  - Word 3 is "5": The system's LAN connection is active but the PC failed to connect. Are the PC and system on the same network and using the same protocol? Can the PC ping the system? (ping

serverhostname). Word 4 contains the IP address. Word 5 may contain the card position or serial number of the adapter.

### Problem determination

Look at words 3-8 on the console. If words 3-5 are non-zero the failing item is most likely an ASYNC card. If words 6-8 are non-zero the failing item is most likely a LAN card.

Word 7 meanings for the failure identified:

- 1 Async card not detected.
- 2 No cables detected. Word 8 is the Card position. Word 9 is the card type.
- 3 Wrong cable detected. Word 8 is the card position. Word 9 is the cable ID.
- 4 Port in use. Word 8 is the card position. Word 9 is the card type.
- FA Not configured for direct cable

Note: It is expected that a D-mode IPL with a new load source direct access storage device (DASD) will show the console type value of 00. Examples of when this can occur might be that the copy of data from a failing DASD did not copy all data or you are installing a new logical partition. Also, there are times when the DASD is late reporting and the console type value was not retrieved in time. In these cases you can use the console service function to set a console type value or attempt to contact the console again.

### Failing Item

- [OPCIP03](#)
- [FI00719](#)

---

#### B6xx5010

##### Explanation:

IPL service function ended abnormally.

### Failing Item

- [LICIP04](#)
- [AJDG301](#)

---

#### B6xx5014

##### Explanation:

DST status. The Storage Management Dual Path Information Screen option to dump data to a PAL has completed successfully.

---

#### B6xx5015

##### Explanation:

DST error. An error has occurred gathering data for the Storage Management Dual Path Information Screen option to dump data to a PAL. Contact your next level of support or hardware service provider.

### Failing Item

- [NEXTLVL](#)

---

#### B6xx5082

##### Explanation:

DST lost contact with the console.

### Response

A service program lost contact with the system console.

### Failing Item

- [RTRIP03](#)
- [AJDG301](#)
- [USER](#)

---

#### B6xx5083

##### Explanation:

IPL service function ended abnormally.

### Response

A service program lost contact with the system console.

### Failing Item

- [TWSIP01](#)
- [AJDG301](#)
- [USER](#)

---

#### B6xx5090

##### Explanation:

System startup failed in unattended IPL mode.

### Response

Perform the following:

- If reference code A6xx5090 is displayed on the control panel for more than 10 minutes, perform the procedure indicated in the failing item list.
- For reference code B6xx5090, perform the procedure indicated in the failing item list.

## Failing Item

- [LICIP11](#)
- [FI00580](#)
- [FI00500](#)
- [FI00301](#)
- [FI00021](#)
- [FI00065](#)
- [AJDG301](#)

---

### B6xx5092

#### Explanation:

System is in DASD migration mode.

#### Response

Install Licensed Internal Code and Upgrade Load Source was specified but the key is not in the manual position. Change the key position to manual and perform a system IPL.

---

### B6xx5094

#### Explanation:

IASP detected a failure during the vary on operation.

#### Failing Item

- [LICIP12](#)

---

### B6xx50FF

#### Explanation:

DST unrecoverable program error.

#### Failing Item

- [LICIP03](#)
- [AJDG301](#)
- [FI00380](#)

---

### B6xx5120

#### Explanation:

System LIC detected a program exception.

#### Response

System LIC detected a programming problem. If performance or other system degradation is occurring, the system may be operating with reduced resources.

Check the Product activity log for related entries. If this reference code is logged with an error class of Informational, then no action is required.

Otherwise, perform the procedure indicated in the failing item list.

## Failing Item

- [LICIP01](#)
- [AJDG301](#)
- [FI00130](#)

---

### B6xx5121

#### Explanation:

LIC program exception occurred.

#### Response

System LIC detected a programming problem for which a main storage dump may have been initiated. Collect the dump if available.

A problem log entry may be generated for this refcode.

## Failing Item

- [LICIP01](#)
- [AJDG301](#)

---

### B6xx5122

#### Explanation:

LIC program exception occurred.

#### Response

System LIC detected an IOP programming problem for which an IOP dump may have been initiated.

## Failing Item

- [LICIP01](#)
- [FI00130](#)
- [AJDG301](#)
- [FI00131](#)

---

### B6xx5123

#### Explanation:

LIC program exception occurred.

#### Response

System LIC detected an interface problem with the IOP or an IOP programming problem for which an IOP and main storage dump may have been initiated.

## Failing Item

- [LICIP01](#)
- [FI00130](#)
- [AJDG301](#)
- [FI00131](#)

---

### B6xx5124

#### Explanation:

LIC program exception occurred.

## Response

System LIC detected a programming problem for which a main storage dump may have been initiated. Collect the dump if available.

Collect the Product Activity Log entry for this and send it to your next level of support. A problem log entry may be generated for this refcode.

## Failing Item

- [AJDG301](#)

---

### B6xx5126

#### Explanation:

Addressed device failed to respond to selection.

## Failing Item

- [DISKDRV](#)
- [STORIOA](#)
- [DISKTRY](#)
- [FI01106](#)
- [FI01140](#)
- [FI01141](#)
- [DEVTERM](#)
- [BACKPLN](#)

---

### B6xx5127

#### Explanation:

IOP timed out a disk command.

## Failing Item

- [DISKDRV](#)
- [STORIOA](#)
- [FI01106](#)
- [DISKTRY](#)
- [FI01140](#)
- [FI01141](#)

- [DEVTERM](#)
- [BACKPLN](#)

---

### B6xx5128

#### Explanation:

I/O processor failure.

## Failing Item

- [FI01112](#)
- [FI01107](#)

---

### B6xx512D

#### Explanation:

An IOP dump was initiated.

## Response

Copy the IOP dump entry and any related entries from the Product Activity Log to suitable media, and give to an IBM service representative.

---

### B6xx512E

#### Explanation:

LIC program exception occurred.

## Response

The system was in a D IPL mode when the problem was detected. A main storage dump was not taken.

## Failing Item

- [LICIP01](#)
- [AJDG301](#)
- [FI00130](#)

---

### B6xx5130

#### Explanation:

PAL logging burst detected. No service is required. Some duplicate event logs were filtered to prevent overflowing the logging queue and to limit PAL wrapping.

---

### B6xx5131

#### Explanation:

PAL logging statistical entry. No service is required.

---

### B6xx5132

#### Explanation:

PAL logging statistical entry. No service is required.

---

### B6xx5133

#### Explanation:

PAL receive of logs from Platform LIC detected a burst of duplicates. No service is required. Some duplicate event logs were filtered to prevent overflowing the logging queue and to limit PAL wrapping.

---

**B6xx5134****Explanation:**

PAL logging statistical entry. No service is required.

---

**B6xx5135****Explanation:**

PAL logging statistical entry. No service is required.

---

**B6xx5140****Explanation:**

Unexpected LIC exception.

**Response:**

Collect VLOGs for major codes 1800 and 4A00.

---

**B6xx5141****Explanation:**

Unexpected LIC exception.

**Response:**

Collect VLOGs for major codes 1800 and 4A00.

---

**B6xx5192****Explanation:**

Insufficient entitled memory for the I/O configuration.

**Response:**

Use the hardware management console to increase the entitled memory capacity of the partition and restart the I/O adapter. To restart a storage I/O adapter, use Hardware Service Manager to re-IPL the virtual I/O processor that is associated with this I/O adapter. To restart a communications I/O adapter, vary the line off and vary it on using the vary configuration (VRYCFG) command.

**Failing Item**

- [SVCDOCS](#)

---

**B6xx5193****Explanation:**

Virtual adapter not supported in a shared memory partition.

**Response:**

Use the hardware management console to remove the virtual adapter from the partition.

**Failing Item**

- [SVCDOCS](#)

---

**B6xx5194****Explanation:**

Insufficient entitled memory for the I/O configuration.

**Response:**

Use the hardware management console to increase the entitled memory capacity of the partition and restart the partition.

**Failing Item**

- [SVCDOCS](#)

---

**B6xx5206****Explanation:**

System LIC detected a missing IOP LIC code load.

**Response**

System LIC detected a missing IOP LIC code load during IPL of the IOP. This indicates that either the IOP code load is not installed on the system Load Source device or that system LIC was unable to successfully read that load from the Load Source device.

**Failing Item**

- [LICIP01](#)
- [USER](#)

---

**B6xx5209****Explanation:**

System LIC detected an IOP timeout during IOP IPL.

**Response**

Verify that all IOP cable connections are secure, and check tape and other non-disk devices and media to verify that they are in a ready state.

**Failing Item**

- [LICIP01](#)
- [USER](#)
- [FI00130](#)
- [AJDG301](#)

---

**B6xx5219****Explanation:**

LIC program exception occurred.

**Response**

An IOP signaled to system LIC that it had entered a critical internal state. LIC automatically attempted to restart the IOP.

This reference code is logged for information only. No action is required.

If this reference code appears in a serviceable event view then service is required, work the failing items list. Otherwise this event can be ignored.

### Failing Item

- [FI00310](#)
- [FI00318](#)
- [FI00065](#)
- [FI00130](#)
- [AJDG301](#)

---

### B6xx5275

#### Explanation:

The system issued a reset/reload to the IOP.

### Response

System Licensed Internal Code detected that an IOP Reset/Reload has occurred, and that the IOP successfully recovered.

Users who were signed on to a Workstation device under the IOP will need to sign back on. Any LAN/WAN communications lines under the IOP will need to be restarted. Tape/Optical devices under the IOP may need to be varied back on.

To determine the cause of the IOP Reset/Reload, check the Product Activity Log for additional entries logged with the same System Log ID, and perform any actions indicated for those errors.

---

### B6xx5276

#### Explanation:

IOP Reset was issued.

### Response

LIC has detected a problem with the Service Processor IOP and has reset it but has not initiated reload of the Service Processor.

If the Load Source is mirrored, some system operations may be able to continue normally. However, some system service operations have been suspended and the system should be scheduled for power down as soon as possible.

### Failing Item

- [RTRIP08](#)

- [AJGLD01](#)
- [AJDG301](#)
- [FI00021](#)

---

### B6xx5310

#### Explanation:

LIC program exception occurred.

#### Response:

System LIC detected a logical partition configuration data consistency error. Copy the Product Activity Log data for this error and any related entries and contact your next level of hardware service support.

### Failing Item

- [LPARSUP](#)

---

### B6xx5311

#### Explanation:

LIC program exception occurred.

### Response

LPAR configuration data does not match current system configuration. The system will not IPL past DST until the problem is corrected.

Following is a list of problems which may have caused this SRC to be reported:

- Non-configured disk unit which was previously a load source on a partitioned system.
- Load Source configuration data does not match partition for which it is being used.
- Load Source configuration data does not match system serial number for which it is being used.
- Load Source configuration data is newer than primary partition configuration data.

### Failing Item

- [LPRIP01](#)
- [LPARSUP](#)

---

### B6xx5312

#### Explanation:

LIC program exception occurred.

### Response

LPAR configuration data informational error.

The LPAR configuration data was found to be in error or inconsistent on a secondary partition's Load Source.

The data was automatically updated to the current system level.

---

**B6xx5313****Explanation:**

LIC program exception occurred.

**Response**

LPAR configuration data informational error.

The LPAR configuration data was found to be inconsistent on a primary partition and could only be corrected with an older copy of the data.

**Failing Item**

- [LPARCFG](#)

---

**B6xx5340****Explanation:**

Secondary partition not running at optimum.

**Response:**

Check the Primary partition's Product Activity Log for system processor entries from approximately the same time. Perform the actions indicated for those entries.

---

**B6xx5341****Explanation:**

Secondary partition not running at optimum.

**Response:**

Check the primary partition Product Activity Log for system memory entries from approximately the same time. Perform the actions indicated for those entries.

---

**B6xx5342****Explanation:**

Secondary partition not running at optimum.

**Response:**

Check the Primary partition's Product Activity Log for system processor entries from approximately the same time. Perform the actions indicated for those entries.

---

**B6xx5343****Explanation:**

Secondary partition not running at optimum.

**Response:**

Check the Primary partition's Product Activity Log for system memory errors from approximately the same time. Perform the actions indicated for those entries.

---

**B6xx5344****Explanation:**

Secondary partition not running at optimum.

**Response**

The interactive performance specified in the configuration data for this partition could not be met.

Contact your next level of support.

**Failing Item**

- [LPARSUP](#)

---

**B6xx5350****Explanation:**

Secondary partition software release not supported.

**Response**

The logical partition software version is outside the supported release delta.

Check the Release Delta from the Primary partition "Display Partition Release Level" screen.

Check the LPAR documentation for the release level of the Primary partition and determine what the supported Release Delta is.

---

**B6xx5380****Explanation:**

LIC program exception occurred.

**Response**

Record the Product Activity Log (PAL) hex data for this SRC or print the PAL entry.

Contact your next level of support.

**Failing Item**

- [LPARSUP](#)

---

**B6xx5390****Explanation:**

LIC program exception occurred.

**Response**

Record the Product Activity Log (PAL) hex data for this SRC or print the PAL entry.

Contact your next level of support.



## Failing Item

- [LPARSUP](#)

---

### B6xx5505

**Explanation:**

The copying of DASD log data to the IOP log was successful.

**Response:**

IOP log data can be copied to a spool file for examination by the development lab.

---

### B6xx5555

**Explanation:**

SLIC I/O DASD subsystem error recovery in progress.

---

### B6xx5600

**Explanation:**

Unrecoverable read error.

## Response

VPD data could not be read.

Look for other errors implicating hardware. There is no way to know what VPD read has failed, but the resource is not usable and should generate an error.

If no such error occurred, call your next level of support.

## Failing Item

- [SVCDOCS](#)

---

### B6xx6900

**Explanation:**

System bus error.

**Response:**

Contact your next level of support.

## Failing Item

- [NEXTLVL](#)

---

### B6xx6901

**Explanation:**

Bus Expansion Adapter card failed.

**Response:**

Contact your next level of support.

## Failing Item

- [NEXTLVL](#)

---

### B6xx6902

**Explanation:**

Bus Expansion Adapter card failed.

**Response:**

Contact your next level of support.

## Failing Item

- [NEXTLVL](#)

---

### B6xx6905

**Explanation:**

Optical bus failed.

**Response:**

Contact your next level of support.

## Failing Item

- [NEXTLVL](#)

---

### B6xx6906

**Explanation:**

High Speed Link (HSL) or PCI bridge card slot I/O bridge failure.

## Response

LIC could not access part of the HSL I/O bridge VPD. The bridge and HSL loop may be prevented from becoming operational.

For this reference code the failing item list presented in the Service Action Log (SAL), or serviceable event viewer you are working with, can be different from the failing item list documented here. That is due to the differences in system models and features installed.

If the Service Action Log (SAL) or serviceable event view on the hardware management console is available then use the failing item list presented there for servicing this reference code.

If a serviceable event view is not available then use the failing item list documented here. By following the procedures in the symbolic FRUs listed here you will isolate to the correct FRU list based on system model and features installed.

NOTE: A fiber optic cleaning kit may be required for optical HSL connections.

## Failing Item

- [SIIOADP](#)
- [OPT\\_CLN](#)

---

### B6xx6907

**Explanation:**

High Speed Link (HSL) or PCI bridge card slot I/O bridge failure.

**Response**

LIC detected invalid data in the HSL I/O bridge VPD. The bridge and HSL loop may not have become operational.

For this reference code the failing item list presented in the Service Action Log (SAL), or serviceable event view you are working with, can be different from the failing item list documented here. That is due to the differences in system models and features installed.

If the Service Action Log (SAL) or serviceable event view on the hardware management console, is available then use the failing item list presented there for servicing this reference code.

If a serviceable event view is not available then use the failing item list documented here. By following the procedures in the symbolic FRUs listed here you will isolate to the correct FRU list based on system model and features installed.

NOTE: A fiber optic cleaning kit may be required for optical HSL connections.

**Failing Item**

- [SIIOADP](#)
- [OPT\\_CLN](#)

---

**B6xx6908****Explanation:**

High Speed Link (HSL) or PCI bridge card slot I/O bridge failure.

**Response**

LIC data in the I/O bus VPD could not be accessed. The I/O Bus identified in the SRC may not have become operational.

If there is a B6xx 6906 reference code, close this problem in the serviceable event view you are working with and work the 6906 error.

For this reference code the failing item list presented in the Service Action Log (SAL), or serviceable event view you are working with, can be different from the failing item list documented here. That is due to the differences in system models and features installed.

If the Service Action Log or serviceable event view on the hardware management console or service processor is available then use the failing item list presented there for servicing this reference code.

If a serviceable event view is not available then use the failing item list documented here. By following the procedures in the symbolic FRUs listed here you will isolate to the correct FRU list based on system model and features installed.

NOTE: A fiber optic cleaning kit may be required for optical HSL connections.

**Failing Item**

- [SIIOADP](#)
- [OPT\\_CLN](#)

---

**B6xx6909****Explanation:**

High Speed Link (HSL) or PCI bridge card slot I/O bridge failure.

**Response**

LIC detected invalid data in the I/O bus VPD. The bus and resources associated with it may not be operational.

For this reference code the failing item list presented in the Service Action Log (SAL), or serviceable event view you are working with, can be different from the failing item list documented here. That is due to the differences in system models and features installed.

If the Service Action Log (SAL) or serviceable event viewer on the hardware management console is available then use the failing item list presented there for servicing this reference code.

If a serviceable event view is not available then use the failing item list documented here. By following the procedures in the symbolic FRUs listed here you will isolate to the correct FRU list based on system model and features installed.

If the serviceable event view only indicated a frame or enclosure see the locations section for the frame or enclosure type. The location of the HSL I/O Bridge will be given in the locations tables.

NOTE: A fiber optic cleaning kit may be required for optical HSL connections.

## Failing Item

- [SIIOADP](#)
- [OPT\\_CLN](#)

---

### B6xx690A

#### Explanation:

Associated adapter not found in this partition.

## Failing Item

- [LICIP16](#)

---

### B6xx690B

#### Explanation

Load Source IOP did not come up to operational status. The IPL is terminated.

The IPL of the IOP where the Load Source is has failed. The IOP cannot be used.

#### Problem determination

Contact your next level of support to determine what the problem is.

To work around this problem move the Load Source to another adapter.

- If the Load Source is on a physical adapter and the server has multiple LPARs, use the LPAR's definition in the hardware management console to determine the location of the physical adapter where the Load Source is. Look for other errors that indicate problems with hardware in the path to the Load Source.
- If the Load Source is on a virtual adapter, then this could be a problem with the virtual adapter. Work with the configuration of the Virtual I/O Server to use a different path to the Load Source.
- If the server does not have multiple LPARs then work with the customer to determine the location of the Load Source adapter if you believe it is not in the first bus in the server unit. Look for other errors that indicate problems with hardware in the path to the Load Source.

## Failing Item

- [SVCDOCS](#)

---

### B6xx690C

#### Explanation

Load Source bus failed to IPL. The IPL is terminated.

The IPL of the PCI bus where the Load Source IOP/IOA is has failed. The PCI bus cannot be used.

#### Response:

Look for other problems in the path of the Load Source.

#### Problem determination

Contact your next level of support to determine what the problem is.

To work around this problem move the Load Source IOP/IOA to another PCI bus.

- If the Load Source is on a physical adapter and the server has multiple LPARs, use the LPAR's definition in the hardware management console to determine the location of the physical adapter where the Load Source is. Look for other errors that indicate problems with hardware in the path to the Load Source.
- If the Load Source is on a virtual adapter, then this could be a problem with the virtual adapter. Work with the configuration of the Virtual I/O Server to use a different path to the Load Source.
- If the server does not have multiple LPARs then work with the customer to determine the location of the Load Source adapter if you believe it is not in the first bus in the server unit. Look for other errors that indicate problems with hardware in the path to the Load Source.

## Failing Item

- [SVCDOCS](#)

---

### B6xx690D

#### Explanation

IPL to the point where the Load Source adapter is configured has failed. The IPL is terminated.

The IPL and configuration of the LIC managing the resources on the Load Source path failed. The Load Source path cannot be used.

#### Response:

Look for other errors that indicate problems with hardware in the path to the Load Source.

#### Problem determination

Contact your next level of support to determine what the problem is.

To work around this problem move the Load Source to another adapter.

Either the LIC or the adapter is failing.

- If the Load Source is on a physical adapter and the server has multiple LPARs, use the LPAR's definition in the hardware management console to determine the location of the physical adapter where the Load Source is.
- If the Load Source is on a virtual adapter, then this could be a problem with the virtual adapter. Work with the configuration of the Virtual I/O Server to use a different path to the Load Source.
- If the server does not have multiple LPARs then work with the customer to determine the location of the Load Source adapter if you believe it is not in the first bus in the server unit.

### Failing Item

- [SVCDOCS](#)

---

#### B6xx6910

##### Explanation:

I/O processor failure.

### Response

An I/O processor timed out, returned bad status, or is not following the system bus protocol.

### Failing Item

- [LICIP07](#)
- [FI00310](#)
- [FI00318](#)
- [FI00065](#)
- [FI00130](#)
- [AJDG301](#)

---

#### B6xx6938

##### Explanation:

Not valid system configuration detected.

### Response

This system model does not allow a configuration of more than three (non-OptiConnect) I/O Processors.

Power down the system and remove the extra (non-OptiConnect) I/O Processor(s) so that there are three or less. Restart the system.

---

#### B6xx6944

##### Explanation:

Missing or failed I/O processor cards.

### Response

A system bus appears to be empty. If the bus is not empty, two I/O processors in consecutive slots may be missing or broken. If there are broken I/O processors, then another more serious SRC has occurred. Otherwise find the bus number for this failure from the Product activity log and use the system configuration list to verify the configuration of the I/O processors on that bus.

### Failing Item

- [FI00317](#)
- [FI00316](#)
- [AJDG301](#)

---

#### B6xx6960

##### Explanation:

Multi-adapter Bridge or PCI Bridge card slot error, do not use card slot.

### Response

Slot unavailable due to 64 bit card in adjacent slot.

One of the messages documented with the symbolic FRU will describe the problem. See [SLOTERR](#) symbolic FRU for a list of messages and corrective actions.

### Failing Item

- [SLOTERR](#)

---

#### B6xx6961

##### Explanation:

Multi-adapter Bridge or PCI Bridge card slot error, do not use card slot.

### Response

LED control failure, do not use slot.

The card location is not available for use. The Failing Item with the card slot error is in the Failing Item list for this reference code.

See [SLOTERR](#) symbolic FRU for the list of messages and a further description of the problem detected by Licensed Internal Code.

For this reference code the failing item list presented in the Service Action Log (SAL), or serviceable event view you are working with, can be different from the failing item list documented here. That is due to the differences in system models and features installed.

If the Service Action Log or a serviceable event viewer on the hardware management console is available for this problem then use the failing item list presented there for servicing this reference code.

If a serviceable event view is not available then use the failing item list documented here. By following the procedures in the symbolic FRUs listed here you will isolate to the correct FRU list based on system model and features installed.

## Failing Item

- [SLOTERR](#)
- [MASBUS](#)

---

### B6xx6962

#### Explanation:

Multi-adapter Bridge or PCI Bridge card slot error, do not use card slot.

## Response

Power control failure, do not use slot.

If there is a Linux partition in the system, any IOPs plugged into slots owned by a Linux partition will not power on. This error will be logged. Correct the situation by removing the IOP cards.

The card location is not available for use. The Failing Item with the card slot error is in the Failing Item list for this reference code.

See [SLOTERR](#) symbolic FRU for the list of messages and a further description of the problem detected by Licensed Internal Code.

For this reference code the failing item list presented in the Service Action Log (SAL), or serviceable event view you are working with, can be different from the failing item list documented here. That is due to the differences in system models and features installed.

If the Service Action Log, or serviceable event view on the hardware management console is available then use the failing item list presented there for servicing this reference code.

If a serviceable event view is not available then use the failing item list documented here. By following the procedures in the symbolic FRUs listed here you will isolate to the correct FRU list based on system model and features installed.

## Failing Item

- [SLOTERR](#)
- [MASBUS](#)

---

### B6xx6963

#### Explanation:

Multi-adapter Bridge or PCI Bridge card slot error, do not use card slot.

## Response

Power control failure, do not use slot.

The card location is not available for use. The Failing Item with the card slot error is in the Failing Item list for this reference code.

See [SLOTERR](#) symbolic FRU for the list of messages and a further description of the problem detected by Licensed Internal Code.

For this reference code the failing item list presented in the Service Action Log (SAL), or serviceable event viewer you are working with, can be different from the failing item list documented here. That is due to the differences in system models and features installed.

If the Service Action Log or serviceable event viewer on the hardware management console is available then use the failing item list presented there for servicing this reference code.

If serviceable event view is not available then use the failing item list documented here. By following the procedures in the symbolic FRUs listed here you will isolate to the correct FRU list based on system model and features installed.

## Failing Item

- [SLOTERR](#)
- [MASBUS](#)

---

### B6xx6964

#### Explanation:

Multi-adapter Bridge or PCI Bridge configuration change or error.

## Response

One of several errors or configuration problems has occurred under a Multi-adapter Bridge or PCI Bridge. If you are using the Service Action Log (SAL), or the serviceable event viewer on the hardware management console or the service processor, then

the correct FRU, description and card position(s) will be listed. Use the FRUs and descriptions in the serviceable event view you are working with to determine the problem.

If you do not have access to the Service Action Log, or serviceable event view on the hardware management console or service processor, then word 4 of the SRC has more information. Examine the last 4 digits in word 4 to determine the problem by comparing them to the list below and using the FRU(s) listed here.

1. xxxx2022 - IOP found in slots owned by a Linux partition. The Multi-adapter Bridge or PCI Bridge and PCI Bridge set that it controls are assigned to a Linux partition. The IOP found in the SLOT indicated by the DSA in word 7 will not be configured.
2. xxxx2014 - I/O adapters were found under the Multi-adapter Bridge or PCI Bridge but there is no IOP to support them. The adapters cannot be used.
3. xxxx2015 - An card type was found that cannot be supported in the card position where it is located.

See [MABRCFG](#) symbolic FRU for the list of messages, a further description of the problem detected by Licensed Internal Code and the corrective action.

### Failing Item

- [MABRCFG](#)

---

#### B6xx6965

##### Explanation:

Multi-adapter Bridge or PCI Bridge configuration change or error.

### Response

Card type not supported in this slot.

An I/O processor or I/O adapter card type is installed in the location indicated in word 7 of the SRC. The card type is not supported in that slot under the Multi-adapter Bridge or PCI Bridge. The card is unavailable.

See [MABRCFG](#) symbolic FRU for the list of messages, a further description of the problem detected by Licensed Internal Code and the corrective action.

### Failing Item

- [MABRCFG](#)

---

#### B6xx6966

##### Explanation:

Multi-adapter Bridge or PCI Bridge configuration change or error.

### Response

I/O processor removed from Multi-adapter Bridge or PCI Bridge card slot.

On the previous IPL an I/O processor was in the card location specified in word 7 of the SRC. The I/O processor was not detected on this IPL.

See [MABRCFG](#) symbolic FRU for the list of messages, a further description of the problem detected by Licensed Internal Code and the corrective action.

### Failing Item

- [MABRCFG](#)

---

#### B6xx6967

##### Explanation:

Multi-adapter Bridge or PCI Bridge configuration change or error.

### Response

I/O adapter unavailable due to moved I/O processor card.

The I/O adapter specified in word 7 of the SRC is not available. On the previous IPL there was an I/O processor card the adapter was assigned to. The I/O processor was not detected on this IPL.

See [MABRCFG](#) symbolic FRU for the list of messages, a further description of the problem detected by Licensed Internal Code and the corrective action.

### Failing Item

- [MABRCFG](#)

---

#### B6xx6968

##### Explanation:

Multi-adapter Bridge or PCI Bridge configuration change or error.

### Response

IOA removed from Multi-adapter Bridge or PCI Bridge slot.

On the previous IPL an I/O adapter was in the card slot specified in word 7 of the SRC. That I/O adapter was not detected on this IPL.

See [MABRCFG](#) symbolic FRU for the list of messages, a further description of the problem detected by Licensed Internal Code and the corrective action.

## Failing Item

- [MABRCFG](#)

---

### B6xx6969

#### Explanation:

Multi-adapter Bridge or PCI Bridge configuration change or error.

## Response

I/O adapter replaced by I/O processor card.

On the previous IPL there was an I/O adapter in the location specified in word 7 of the SRC. This IPL LIC detected that the IOA was replaced by an IOP in that location.

See [MABRCFG](#) symbolic FRU for the list of messages, a further description of the problem detected by Licensed Internal Code and the corrective action.

## Failing Item

- [MABRCFG](#)

---

### B6xx696A

#### Explanation:

Card slot test failed.

## Failing Item

- [LICIP14](#)
- [FI00131](#)
- [BACKPLN](#)

---

### B6xx696B

#### Explanation:

Card slot could not be validated.

## Response

This can be caused by "PCI error injection policy" being set to "YES" and an I/O Processor being installed on the same Multi-adapter Bridge or PCI Bridge domain as the I/O Adapter. Do one of the following. Either:

- Using the hardware management console or a customer PC with a Web browser access the Advanced System Management Interface (ASMI) and disable PCI error injection policy.

OR:

- Vary off the I/O Adapter. Using Hardware Service manager in SST/DST, locate the I/O Adapter resource. Using concurrent maintenance on the associated packaging resource, remove the I/O Adapter and install it in a location that does not have I/O Processors on the same Multi-adapter bridge domain.

OR:

- Vary off the I/O Adapter. Use the concurrent maintenance option in Hardware Service Manager in SST/DST to power off all I/O Processors located on the same Multi-adapter Bridge or PCI Bridge domain as the I/O Adapter. Use concurrent maintenance to power off and power on the I/O Adapter. Then use concurrent maintenance to power on the I/O Processors located on the same Multi-adapter Bridge or PCI Bridge domain as the I/O Adapter.

---

### B6xx6970

#### Explanation:

High Speed Link (HSL) or PCI bridge card slot resource failure.

## Response

A system PCI bus failure was detected. Word 7 of the SRC contains the bus number.

This failure can occur when a tower in an HSL loop is powered off using concurrent maintenance. If this is the case, close this problem.

This error is most likely in the hardware that makes up the PCI bus, the PCI bus side of the HSL I/O bridge or the Multi-adapter Bridge or PCI Bridge. In some cases it may be caused by a failing IOP in the Multi-adapter Bridge or PCI Bridge domain. When an IOP is causing the problem, the failing IOP cannot be identified.

NOTE: This SRC can occur for the PCI bus resource on a PCI bus in an I/O expansion unit when the unit is powered off for a concurrent maintenance action.

If the Service Action Log, or serviceable event view on the hardware management console or service processor, is available then use the failing item list presented there for servicing this reference code.

If a serviceable event view is not available then use the failing item list documented here.

NOTE: A fiber optic cleaning kit may be required for optical HSL connections.

## Failing Item

- [SI\\_PHB](#)
- [PRI\\_PCI](#)
- [MA\\_BRDG](#)
- [MABIP03](#)
- [BRDGSET](#)
- [OPT\\_CLN](#)

---

### B6xx6971

#### Explanation:

High Speed Link (HSL) or PCI bridge card slot resource failure.

#### Response

A failure occurred in a Multi-adapter Bridge or PCI Bridge or on the bus to the card location it controls.

If a serviceable event view is available, use the failing item list presented there for servicing this reference code.

If a serviceable event view is not available, use the failing item list documented here.

## Failing Item

- [MABIP02](#)
- [MA\\_BRDG](#)
- [MASBUS](#)
- [PIOCARD](#)

---

### B6xx6972

#### Explanation:

High Speed Link (HSL) or PCI bridge card slot resource failure.

#### Response

Multi-adapter Bridge (MaB) or PCI Bridge failure detected.

For this reference code the failing item list presented in the Service Action Log (SAL), or serviceable event viewer you are working with, can be different from the failing item list documented here. That is due to the differences in system models and features installed.

If the Service Action Log (SAL) or serviceable event viewer on the hardware management console is available then use the failing item list presented there for servicing this reference code.

If a serviceable event view is not available then use the failing item list documented here. By following the procedures in the symbolic FRUs listed here you will isolate to the correct FRU list based on system model and features installed.

## Failing Item

- [MA\\_BRDG](#)

---

### B6xx6973

#### Explanation:

High Speed Link (HSL) or PCI bridge card slot resource failure.

#### Response:

Multi-adapter Bridge or PCI Bridge has detected a problem in the card installed in the location specified in word 7 of the SRC. Use the FRU list in the Service Action Log (SAL), or serviceable event view you are working with. If you are working from this document's FRU list use the Symbolic FRU [BRDGSET](#) to determine the failing items.

## Failing Item

- [BRDGSET](#)
- [SIIOADP](#)
- [MA\\_BRDG](#)

---

### B6xx6974

#### Explanation:

Multi-adapter Bridge or PCI Bridge configuration change or error.

#### Response:

PCI I/O processor rejected the assignment of or the removal of an I/O adapter.

## Failing Item

- [MABRCFG](#)

---

### B6xx6975

#### Explanation:

The system issued a reset/reload to the service processor.

#### Response:

Service processor error.

## Failing Item

- [AJDGP01](#)

---

### B6xx6976

#### Explanation:

Service processor failure.



## Response

For this reference code the failing item list presented in the Service Action Log (SAL), or serviceable event view you are working with, can be different from the failing item list documented here. That is due to the differences in system models and features installed.

If the Service Action Log (SAL) or a serviceable event viewer on the hardware management console is available then use the failing item list presented there for servicing this reference code.

If a serviceable event viewer is not available then use the failing item list documented here. By following the procedures in the symbolic FRUs listed here you will isolate to the correct FRU list based on system model and features installed.

## Failing Item

- [SVCPROC](#)

---

### B6xx6980

#### Explanation:

Network Interface Controller / IO Hub failure.

## Response

For Power5 and newer servers, service this error using the B7006980 service information. Otherwise, continue with this information.

The FRU list displayed in the Service Action Log (SAL) or serviceable event view you are working with, may vary from the failing item list given in this document. Use the FRU list in the serviceable event view if it is available to you.

NOTE: A fiber optic cleaning kit may be required for optical HSL connections.

## Failing Item

- [SICNTRL](#)
- [OPT\\_CLN](#)

---

### B6xx6981

#### Explanation:

High Speed Link (HSL) or PCI bridge card slot I/O bridge failure.

## Response

For Power5 and newer servers, service this error using the B7006981 service information. Otherwise, continue with this information.

Cycle power on the frame identified as the frame with failed HSL I/O Bridge prior to replacing FRUs.

The FRU list displayed in the Service Action Log (SAL), or serviceable event view you are using, may vary from the failing item list given in this document. Use the FRU list in the serviceable event view if it is available to you.

If you find either a B6xx 6982 or B6xx 6984 SRC logged at approximately the same time as this SRC then they were caused by the same failure. If you find a 6982 SRC logged at approximately the same time then close this problem and service the 6982 SRC. The failing item listed for this SRC is one of the failing items listed for B6xx 6982. If the serviceable event view's entry for this SRC has a location listed then record the location for use in servicing the 6982 SRC.

NOTE: This SRC can occur for the HSL I/O Bridge resource in an I/O expansion unit when the unit is powered off for a concurrent maintenance action.

NOTE: A fiber optic cleaning kit may be required for optical HSL connections.

## Failing Item

- [SIIOADP](#)
- [OPT\\_CLN](#)

---

### B6xx6982

#### Explanation:

High Speed Link (HSL) connection failure.

## Response

For Power5 and newer servers, service this error using the B7006982 service information. Otherwise, continue with this information.

If this SRC is not in the Service Action Log (SAL) or serviceable event view you are using, then it is informational or statistical only. It does not require a service action.

Otherwise, this is a connection failure on an HSL link. Perform the procedure indicated in the failing item list.

## Failing Item

- [RIOIP09](#)
- [HSL\\_LNK](#)
- [SIIOADP](#)
- [SICNTRL](#)
- [REM\\_NIC](#)

- [OPT\\_CLN](#)

---

## B6xx6983

### Explanation:

A High Speed Link (HSL) / RIO / 12X loop configuration event was detected. The loop may have an unsupported configuration or a configuration that is not valid or the loop is in a state that LIC is logging for potential future reference.

### Problem determination

LIC is reporting an event about the state of a RIO / HSL / 12X loop. Word 4 of the SRC contains the program return code (PRC) which identifies the state or problem with the loop.

For Power5 and newer servers, if this event appears in a serviceable event view then a service action is required. This SRC may also be logged as informational when it is recording information about the loop that is not a problem for the LPAR.

If this event does not appear in a serviceable event view then no service is required. To determine what the event meaning is record the PRC in word 4 of the SRC then use symbolic FRU [SIRGCFG](#). This completes the procedure.

If this event appears in a serviceable event view then search for a B7006983 serviceable event logged at about the same time.

Did you find a B7006983 serviceable event logged at about the same time in the LPAR?

- YES - Service this error by working the B7006983 error.
- NO - Continue working this SRC. If you are using the Service Action Log (SAL) the FRU description may already indicate the configuration problem. Otherwise record the PRC in word 4 of the SRC. Use symbolic FRU [SIRGCFG](#) to determine the problem.

### Failing Item

- [SIRGCFG](#)

---

## B6xx6984

### Explanation:

High Speed Link (HSL) loop status message.

### Response

For Power5 and newer servers, service this error using the B7006984 service information. Otherwise, continue with this information.

An HSL loop has switched to its alternate path. This is an informational SRC only.

Word 7 of the SRC contains the loop number in the leftmost 4 digits. The loop number is in hexadecimal format. You must convert the hexadecimal loop number into decimal format to recognize the loop number in HSM.

This SRC can be caused by a tower on the HSL loop powering off.

This SRC may also appear in the Service Action Log (SAL), or serviceable event viewer you are using, with a B6xx 6982 or B6xx 6981 logged at approximately the same time. In that case the other SRC is reporting a failure and this SRC is reporting that the alternate HSL path is now being used. Service the other SRC if present.

---

## B6xx6985

### Explanation:

High Speed Link (HSL) loop status message.

### Response

For Power5 and newer servers, service this error using the B7006985 service information. Otherwise, continue with this information.

If this SRC is not in the Service Action Log (SAL), or serviceable event view you are using, then it is informational. Use FRU SIRSTAT to determine what this SRC means. Otherwise, continue with the following steps:

This error can appear as a serviceable event when a tower, or I/O unit or another system in the loop did not complete powering on before LIC on this system checked this loop for errors. Search the Product Activity Log (PAL) for the last B6xx 6985 SRC logged for this loop and use FRU SIRSTAT to determine if this error requires service. If the last entry indicates the loop is functioning (determined by FRU SIRSTAT) then no service action is required, close this problem

There may be multiple B6xx 6985 logs with xxxx 3205 in word 4 errors for the same loop resource in the serviceable event view. This is caused by retry and recovery attempts. If there is a B6xx 6985 with xxxx 3206 or xxxx 3208 in word 4 after the above B6xx 6985 entries in the PAL, then the recovery efforts were successful. If this is the case, close all the B6xx 6985 entries for that loop resource in the serviceable event view.

1. If you find a B6xx 6981 in the serviceable event view then close that problem and go to step 2. Otherwise perform the following:

- Perform [RIOIP06](#) to determine if any other systems are connected to this loop and return here. (HSL\_LNK or HSLxxxx FRU in the Service Action Log (SAL) entry, or serviceable event view you are working with, indicates the loop number.) If there are other system(s) then continue with the steps that follow, otherwise go to step 2.
- Check for HSL failures on the other system(s) before replacing parts. HSL failures are serviceable event entries with HSL I/O Bridge and Network Interface Controller (NIC) resources. Ignore B6xx 6982 and B6xx 6984 entries. If there are HSL failures on other system(s) then continue with the steps that follow, otherwise go to step 2.
- Repair the problems on the other systems and return to this step. After making repairs on the other system(s) check the Product Activity Log (PAL) of this system for a B6xx 6985 logged after the repairs you made on the other system(s). If you find one then continue with the steps that follow, otherwise go to step 2.
- For the B6xx 6985 log you found, use FRU SIRSTAT to determine if the loop is now complete. If the loop is complete then this problem has been resolved. Use [RIOIP01](#) to verify that the loop is now working properly. Otherwise, go to step 2.

2. Use the serviceable event's FRU list when it is available. If this SRC appears in the Service Action Log (SAL), or the serviceable event view you are using, with the Symbolic FRU HSL\_LNK or HSLxxxx listed as a FRU, then perform problem isolation procedure [RIOIP01](#). Otherwise exchange the FRUs listed in the serviceable event view.

NOTE: A fiber optic cleaning kit may be required for optical HSL connections.

## Failing Item

- [SIRSTAT](#)
- [HSL\\_LNK](#)
- [SIIOADP](#)
- [SICNTRL](#)
- [OPT\\_CLN](#)

---

## B6xx6986

### Explanation:

System bus error.

## Response

For Power5 and newer servers, service this error using the B7006986 service information. Otherwise, continue with this information.

During IPL, system LIC detected an HSL I/O bridge that was already initialized. The bridge should have been in a flushed and uninitialized state after powering on. There is a problem with SPCN components that prevented the tower from powering off after a previous power off was issued. The tower will not be configured for this IPL.

This reference code is equivalent to 1xxx 90F0. When referring to the "CBLALL" symbolic FRU in the Failing Item list, perform the "CBLALL" procedure using reference code "90F0".

Word 5 of the SRC identifies the frame. Determine the frame by breaking down word 5:

Word 5 -> xxxx xxNN where: NN is the frame number in hexadecimal format.

## Failing Item

- [TWRCARD](#)
- [CBLALL](#)

---

## B6xx6987

### Explanation:

High Speed Link (HSL) connection failure.

## Response

For Power5 and newer servers, service this error using the B7006987 service information. Otherwise, continue with this information.

Failures are occurring on the HSL link.

There may be B6xx 6982 errors logged on the same loop and about the same time as this error. Close those errors and continue to correct the problem by working this error.

- If there is a cable FRU in the serviceable event entry:
  1. If the connection is copper and either end has a loose connection, re-seat the cable. To do this, disconnect the connection and wait a minimum of 30 seconds. Then reconnect the cable and complete the tightening process in at most 30 seconds. Repeat the process at the other end of the cable. If the error persists, replace the FRUs in the Service Action Log (SAL), or serviceable event view you are using.

2. If the connection is optical, clean the connections at both ends of the cable. If the error persists, replace the FRUs in the Service Action Log (SAL), serviceable event view you are using.
  3. If the error persists, replace the FRUs at each end of the cable starting with the FROM FRU listed in the serviceable event view you are using.
- If there was no cable in the Service Action Log (SAL), or serviceable event view you are using, then replace the FRUs listed in the serviceable event view.

### Failing Item

- [HSL\\_LNK](#)
- [OPT\\_CLN](#)

---

### B6xx6988

#### Explanation:

A High Speed Link (HSL / HSL2) or RIO / RIO-G loop was detected on the system this LPAR is running on. This version of the operating system does not support resources on an HSL / HSL2 / RIO / RIO-G loop. If resources on the loop are assigned to this LPAR, for example in the partition profile, the resources will not show up in this IBM i LPAR.

---

### B6xx6990

#### Explanation:

Service processor failure.

#### Response:

The FRU list displayed in the Service Action Log (SAL), or serviceable event view you are working with, may vary from the failing item list given in this document. Use the FRU list in the serviceable event view if it is available to you.

### Failing Item

- [SVCPROC](#)

---

### B6xx6991

#### Explanation:

Service processor failure.

### Failing Item

- [AJDGP01](#)

---

### B6xx6992

#### Explanation:

Service processor failure.

### Failing Item

- [AJDGP01](#)

---

### B6xx6993

#### Explanation:

Service processor failure.

### Response

A failure occurred with the service processor hardware or the service processor LIC.

The FRU list displayed in the Service Action Log (SAL), or serviceable event view you are working with, may vary from the failing item list given in this document. Use the FRU list in the serviceable event view if it is available to you.

### Failing Item

- [SVCPROC](#)
- [AJDGP01](#)

---

### B6xx6994

#### Explanation:

Service processor failure.

#### Response:

The FRU list displayed in the Service Action Log (SAL) or serviceable event view you are working with, may vary from the failing item list given in this document. Use the FRU list in the serviceable event view if it is available to you.

### Failing Item

- [SVCPROC](#)

---

### B6xx699C

#### Explanation:

Wrap plug is installed on Bus Expansion Adapter card.

### Response

This reference code is for information only. It indicates the presence of a wrap plug on the local optical link card.

---

### B6xx69A8

#### Explanation:

Informational bus reference code.

### Response

This reference code is for information only and might include the following:

- Optical speed encode.
- Broken optical links now operational.

- Other information.

---

**B6xx69B8****Explanation:**

Bus hardware configuration problem.

**Response:**

Contact your next level of support.

**Failing Item**

- [NEXTLVL](#)

---

**B6xx69C1****Explanation:**

A failure occurred communicating with another LPAR or system participating in Opti-connect with this LPAR or system. Starting with IBM i release 7.1 this event will be logged in the Product Activity Log but it will not be in the Service Action Log or the Problem Log. This event normally occurs when the other LPAR or system is powered off. If both LPARs or systems are running and have no Opti-connect errors then this event is indicating a possible problem with Opti-connect.

**Response:**

Contact your next level of support if you suspect an Opti-connect problem. Otherwise this is a tracking event.

**Failing Item**

- [NEXTLVL](#)

---

**B6xx69C2****Explanation:**

HSL Opticonnect normal connect to another sys. or partition.

**Response**

This reference code is informational only.

HSL OptiConnect has established connection normally. The local system or partition is participating in HSL Opticonnect with other systems or partitions on the same HSL loop.

---

**B6xx69C3****Explanation:**

HSL Opticonnect normal disconnect from other sys. or partition.

**Response**

This reference code is informational only.

HSL Opticonnect disconnected normally from a remote node. The local system or partition has stopped participating in HSL Opticonnect with the remote system or partition on the same HSL loop. Possible reasons include:

- A remote system or partition went off line due to a normal power off or disable of HSL Opticonnect.

---

**B6xx69C5****Explanation:**

I/O processor failure.

**Response:**

Contact your next level of support.

**Failing Item**

- [NEXTLVL](#)

---

**B6xx69C6****Explanation:**

HSL Opticonnect abnormal disconnect from other sys. or partition.

**Response**

The local system or partition disconnected from a remote system or partition due to an unexpected event or failure. The problem is most likely with the remote system or partition. Intervention at the remote system is most likely required. Examine both the local and remote HSL OptiConnected systems or partitions for problems on this HSL loop.

Possible reasons include: A fatal error in software or hardware in the remote system or partition or a power failure in the remote system.

If there was not a complete HSL loop before this error occurred then a failure or power down in an HSL component between the local system or partition and the remote system or partition could have caused this error. Check for a problem with: an HSL cable, HSL I/O bridge or a power problem in an expansion I/O tower or unit on this loop.

Examine the Service Action Log (SAL), or serviceable event view you are using on the local system or partition for HSL failures on the same HSL loop at approximately the same time this error occurred.

Examine the remote system or partition for problems. If the remote system or partition is powered on and IPL'd then examine the Service Action Log (SAL), or serviceable event view you are using, on the remote system or partition for problems on the same HSL loop at approximately the same time this error occurred.

Correct any problems you find with the remote and local systems or partitions that happened at approximately the same time and involve HSL Opticonnect or HSL loop components or Network Interface Controllers. When the remote system is IPL'd it will automatically reconnect with this system or partition.

If there are no problems with the remote system or partition and there are no problems with the local system or partition then collect all the Product Activity Log information for this failure on both systems. Be sure to record all words in the SRC. Contact your next level of support.

### Failing Item

- REM\_SYS

---

#### B6xx69C7

##### Explanation:

HSL Opticonnect abnormal disconnect from other sys. or partition.

### Response

The local system or partition disconnected from a remote system or partition due to an unexpected event or failure. LIC will attempt to recover from the error. Intervention at the local or remote system or partition may be required.

Possible causes are: time out, hang or hardware failure. The problem may be with: the local system or partition or the remote system or partition.

If there was not a complete HSL loop before this error then a failure or power down in an HSL component between the local system or partition and the remote system or partition could have caused this error. Check for SRCs with FRUs like: HSL cables, HSL I/O bridge or a power problem in an expansion I/O tower or unit on this loop.

Examine the SAL or serviceable event view you are working with on the local system or partition for failures on the same loop, or with the Network Interface Controller at approximately the same time.

Examine the remote system or partition for problems. Correct any HSL or NIC problems you find with the remote and local systems or partitions.

If there are no problems with the remote system or partition and there are no problems with the local system or partition then collect all the Product Activity Log (PAL) information for this failure on both systems.

Be sure to record all words in the SRC. Contact your next level of support.

### Failing Item

- REM\_SYS
- LOC\_SYS

---

#### B6xx69C8

##### Explanation:

HSL Opticonnect abnormal disconnect from other sys. or partition.

### Response

The local system or partition disconnected from a remote system or partition due to an unexpected event or failure. All of the HSL OptiConnect connections on this loop will be in a failed state. LIC will attempt to recover from the error. Intervention at the local or remote system or partition may be required. Possible causes are:

- time out of a critical message
- LIC code / table problem
- Network deadlock detected

The problem may be with:

- The local system or partition
- The remote system or partition

Examine the Service Action Log (SAL), or serviceable event view you are using, on the local system or partition for HSL failures on the same HSL loop, or with the Network Interface Controller at approximately the same time this error occurred.

Examine the remote system or partition for problems. Examine the Service Action Log (SAL), or serviceable event view you are using, on the remote system or partition for problems on the same HSL loop or with the Network Interface Controller at approximately the same time this error occurred.

Correct any problems you find with the remote and local systems or partitions that happened at approximately the same time and involve HSL Opticonnect or HSL loop components or Network Interface Controllers.

If there are no problems with the remote system or partition and there are no problems with the local system or partition then collect all the Product Activity Log information for this failure on all systems or partitions. Be sure to record all words in the SRCs. Contact your next level of support.

## Failing Item

- [REM\\_SYS](#)
- [LOC\\_SYS](#)
- [AJDG301](#)

---

### B6xx69C9

#### Explanation:

HSL Opticonnect abnormal disconnect from other sys. or partition.

#### Response

The local system or partition disconnected from a remote system or partition due to an failure in a LIC virtualized bus unit. LIC will attempt to recover from the error. Possible causes are:

- LIC problem where the local bus unit is off line.
- LIC problem where the remote bus unit is off line.

Examine the Service Action Log (SAL), or serviceable event view you are using, on the local system or partition for HSL Opticonnect failures that occurred at approximately the same time this error occurred.

Examine the remote system or partition for problems. Examine the Service Action Log (SAL), or the serviceable event view you are using, on the remote system or partition for HSL Opticonnect problems that occurred at approximately the same time this error occurred.

Collect all the Product Activity Log information for this failure on all systems and partitions on this HSL loop. Be sure to record all words in the SRCs. Contact your next level of support with the information you have collected.

## Failing Item

- [AJDG301](#)
- [REM\\_SYS](#)
- [LOC\\_SYS](#)

---

### B6xx69CF

#### Explanation:

HSL Opticonnect abnormal disconnect from other sys. or partition.

#### Response

LIC internal error. All systems participating in HSL OptiConnect will be disconnected. The system must be re-IPL'd to recover. Before re-IPL'ing the system initiate a main store dump.

After getting the dump, examine the Service Action Log (SAL), or serviceable event view you are using, on the local system or partition for HSL Opticonnect failures that occurred at approximately the same time this error occurred.

Examine the remote systems or partitions for problems. Examine the Service Action Log (SAL), or serviceable event view you are using, on the remote systems or partitions for HSL Opticonnect problems that occurred at approximately the same time this error occurred.

Collect all the Product Activity Log information for this failure on all systems and partitions on this HSL loop. Be sure to record all words in the SRCs. Contact your next level of support with the information you have collected.

## Failing Item

- [AJDG301](#)

---

### B6xx69D0

#### Explanation:

Bus Expansion Adapter card failed.

#### Response:

Contact your next level of support.

## Failing Item

- [NEXTLVL](#)

---

### B6xx69D8

#### Explanation:

Bus Expansion Adapter failed.

#### Response:

Contact your next level of support.

## Failing Item

- [NEXTLVL](#)

---

### B6xx69D9

#### Explanation:

Host Ethernet Adapter (HEA) failure.

#### Response:

Firmware detected a hardware failure in the Host Ethernet Adapter (HEA).

## Failing Item

- [HEA](#)

---

### B6xx69DA

**Explanation:**

System log entry only, no service action required.

---

**B6xx69DB****Explanation:**

LIC failure.

**Response:**

A Licensed Internal Code error occurred. The partition will continue to run with this Host Ethernet Adapter (HEA) disabled. Perform a partition dump and then IPL the partition to recover the HEA. Send the partition dump to your next level of support.

**Failing Item**

- [SVCDOS](#)

---

**B6xx69DC****Explanation:**

The Host Ethernet Adapter (HEA) is not connected to the Ethernet switch.

**Response**

The Host Ethernet Adapter (HEA) is not connected to the Ethernet switch. If the HEA connection is not needed, no service action is required.

If the HEA connection is needed, verify that the cable is connected and the switch is powered on. After repairing the problem, verify that the connection has been restored.

---

**B6xx69DD****Explanation:**

The Host Ethernet Adapter (HEA) connection to the Ethernet switch has been restored.

**Response:**

System log entry only, no service action required.

---

**B6xx69DE****Explanation:**

Host Ethernet Adapter (HEA) Media Interface Adapter Failure.

**Response:**

Firmware detected a failure in the HEA Media Interface Adapter.

**Failing Item**

- [HEA](#)
- [AJDG301](#)

---

**B6xx69E0****Explanation:**

Bus Expansion Adapter card failed.

**Response:**

Contact your next level of support.

**Failing Item**

- [NEXTLVL](#)

---

**B6xx69E8****Explanation:**

Bus Expansion Adapter failed.

**Response:**

Contact your next level of support.

**Failing Item**

- [NEXTLVL](#)

---

**B6xx69F0****Explanation:**

Bus Expansion Adapter failed.

**Response:**

Contact your next level of support.

**Failing Item**

- [NEXTLVL](#)

---

**B6xx69F8****Explanation:**

Bus Expansion Adapter failed.

**Response:**

Contact your next level of support.

**Failing Item**

- [NEXTLVL](#)

---

**B6xx7001****Explanation:**

ISDN call in rejected.

**Failing Item**

- [UG3LB](#)

---

**B6xx7002****Explanation:**

Lines not selected.

**Failing Item**

- [UG3LB](#)

---

**B6xx7003**



**Explanation:**

Network interfaces not selected.

**Failing Item**

- [UG3LB](#)

---

**B6xx7004****Explanation:**

TCP/IP informational error.

**Response**

This reference code is logged when the TCP/IP Attribute Log Protocol Errors is set, and the TCP/IP System LIC silently discards an in bound datagram. Silently discard is defined to mean discard the received datagram without reporting an error to the originating host device. Examples of such datagrams are those with checksums or destination addresses which are not valid.

This reference code is for information only. Normally no action should be taken as a result of this reference code. It is generated in order to assist with remote device or TCP/IP network problem determination.

---

**B6xx7055****Explanation:**

Statistics were logged, no service action required.

**Response**

This reference code is logged for information only.

---

**B6xx7100****Explanation:**

APPN session initiation attempt has timed out.

**Response**

This reference code is used to indicate that LIC timed out on a request to initiate a session.

The user must run problem analysis for this reference code. If this indicates a software problem, the user should dial IBM Software Support for assistance.

The Problem Determination Procedure (PDP) will indicate whether the original timeout condition still exists and what the corrective actions should be.

**Failing Item**

- [AJDG301](#)
- [UPLF3](#)

- [UPLF1](#)

- [UPLF2](#)

---

**B6xx7101****Explanation:**

APPN session initiation attempt has failed.

**Response**

This reference code is used to indicate that LIC attempted to satisfy a session initiation request, but some failure condition was detected by LIC. The failure condition could be a configuration or operational problem in the network.

The user must run problem analysis for this reference code. If this indicates a software problem, the user should dial IBM Software Support for assistance.

The Problem Determination Procedure (PDP) will indicate whether the original timeout condition still exists and what the corrective actions should be.

**Failing Item**

- [UPLF4](#)
- [UPLF5](#)
- [UPLF6](#)
- [AJDG301](#)

---

**B6xx7102****Explanation:**

APPN CP-CP session ended.

---

**B6xx7201****Explanation:**

A utility failure occurred.

**Response**

This reference code is for information only. The Uninterruptible Power System (UPS) is reporting a utility failure.

---

**B6xx7202****Explanation:**

Utility power restored.

**Response**

This reference code is for information only. The Uninterruptible Power System (UPS) is reporting that utility power has been restored.

---

**B6xx7203**

**Explanation:**

A battery low condition was detected.

**Response**

This reference code is for information only. The Uninterruptible Power System (UPS) is reporting a battery low condition.

---

**B6xx7204****Explanation:**

Uninterruptible Power System reported a bypass active.

**Response**

This reference code is for information only. The Uninterruptible Power System (UPS) is reporting a bypass is active.

---

**B6xx7205****Explanation:**

Battery low condition was reset.

**Response**

This reference code is for information only. The Uninterruptible Power System (UPS) is no longer reporting a battery low condition.

---

**B6xx7206****Explanation:**

UPS reported bypass no longer active.

**Response**

This reference code is for information only. The Uninterruptible Power System (UPS) is no longer reporting a bypass active condition.

---

**B6xx720A****Explanation:**

Battery Power Unit replacement dates do not match.

**Response**

The replacement dates for one of the Battery Power Units do not match. Run "Display Hardware Configuration" and verify that the dates match the labels on the batteries.

---

**B6xx7703****Explanation:**

System LIC detected a program exception.

**Response**

Storage Management detected a DASD datacheck condition and the defective sector was reallocated.

Perform a system IPL to restart the system.

---

**B6xx7704****Explanation:**

General failure detected by HRI component.

**Failing Item**

- [AJDG301](#)
- 

**B6xx7777****Explanation:**

Hardware configuration change detected.

**Response**

A hardware resource is missing. The resource reported in to the system on a previous IPL, but has not reported in on the current IPL. This could occur for several different reasons.

1. It could be a normal situation where the resource is currently powered off. In this case, when the resource is powered back on, it will no longer be missing.
  2. The hardware resource could also be missing if it has been removed from the system, for example, a tape drive that was replaced with a different tape drive. The service representative should use the Hardware service manager to remove the entry for this resource.
  3. The resource may not have reported in on this IPL because it is failing. Perform problem analysis to determine why the resource is failing.
- 

**B6xx8000****Explanation:**

A storage subsystem disk unit connection failed.

**Response:**

Look for other errors in the Service Action Log (SAL), or serviceable event view you are working with, and fix them.

---

**B6xx8001****Explanation:**

A storage subsystem disk unit connection failed.

**Response:**

Look for other errors in the Service Action Log, or serviceable event view you are working with, and fix them.

---

**B6xx8002****Explanation:**

Maximum number of redundant connections exceeded.

**Response:**

An attempt to activate a connection from another I/O adapter to a storage subsystem disk unit failed because the maximum number of connections are already active for this disk unit. No action required.

---

**B6xx8003****Explanation:**

A storage subsystem disk unit connection was restored.

**Response:**

No action required.

---

**B6xx8004****Explanation:**

A storage subsystem disk unit connection failed.

**Response:**

Could not read configuration information from the disk unit. Look for other errors in the Service Action Log, or serviceable event view you are working with, and fix them.

---

**B6xx8005****Explanation:**

High performance connection failed.

**Response**

A high performance connection to an external storage subsystem disk unit failed.

There are still two or more external storage subsystem disk unit connections, but performance might be degraded.

Look for other errors in the Service Action Log, or serviceable event view you are working with, and fix them.

---

**B6xx8006****Explanation:**

High performance connection failed.

**Response**

A high performance connection to an external storage subsystem disk unit failed.

There is still one more external storage subsystem disk unit connection, but performance might be degraded.

Look for other errors in the Service Action Log, or serviceable event view you are working with, and fix them.

---

**B6xx8007****Explanation:**

High performance connection was restored.

**Response**

A high performance connection to an external storage subsystem disk unit was restored.

Performance is no longer degraded.

No action required.

---

**B6xx94FC****Explanation:**

D-mode IPL informational event. No service action is needed.

---

**B6xx9999****Explanation:**

Call home test SRC built into LIC for testing and verification. No service action is needed.

**Problem determination:**

None, this SRC means that a LIC call home test was triggered to determine if problem reporting functions are set up correctly.

---

**B6xx999A****Explanation:**

Notification test SRC built into LIC for testing and verification. No service action is needed.

**Problem determination:**

None, this SRC means that a LIC serviceable test was triggered to determine if problem reporting functions are set up correctly. This SRC will show up in the Problem Log but will not automatically call home.

---

**B6xxB700****Explanation:**

A platform firmware error log was signalled to LIC but could not be retrieved from platform firmware. LIC created this event in the PAL with SRC B600B700 to log the problem.

**Problem determination:**

Contact your hardware service provider. This is a platform firmware problem.

**Failing Item**

- [NEXTLVL](#)

---

**B6xxCF00**

**Explanation:**

Permanent error on removable media device.

**Response:**

A type D IPL terminated because of a removable media Load Source device failure. If the removable media Load Source is an external device, check the cables. If that does not correct the problem, replace the device. If the removable media Load Source is an internal device, replace the device. If the removable media Load Source is a virtual device, ensure it is set up correctly.

**Failing Item**

- [SVCDOCS](#)

---

**B6xxCF01****Explanation:**

Unsupported removable media device configuration.

**Problem determination:**

A type D IPL terminated because of an unsupported removable media device configuration. Retry the D-IPL with a different removable media device.

**Failing Item**

- [SVCDOCS](#)

---

**B6xxCFFC****Explanation:**

Optical library device condition not expected.

**Response**

The optical disk drive addressing within the optical library is incorrect. This error is likely to be the result of faulty cabling or switch setting following service to an optical library.

Contact your hardware service provider.

**Failing Item**

- [OPTLCBL](#)
- [DRVSWCH](#)

---

**B6xxCFFD****Explanation:**

Optical drive failure.

**Failing Item**

- [OPTLDRV](#)

---

**B6xxCFFF****Explanation:**

Media determined to be bad in Optical library.

---

**B6xxD4C1****Explanation:**

LIC detected a problem in error analysis code.

**Problem determination:**

Report this problem to your service provider.

**Failing Item**

- [SVCDOCS](#)

---

**B6xxD4C2****Explanation:**

LIC detected a problem in error analysis code.

**Problem determination:**

Report this problem to your service provider.

**Failing Item**

- [SVCDOCS](#)

---

**B6xxD4C3****Explanation:**

LIC detected a problem in error analysis code.

**Problem determination:**

Report this problem to your service provider.

**Failing Item**

- [SVCDOCS](#)

---

**B6xxD4C4****Explanation:**

LIC detected a problem in error analysis code.

**Problem determination:**

Report this problem to your service provider.

**Failing Item**

- [SVCDOCS](#)

---

**B6xxD4C5****Explanation:**

LIC detected a problem in error analysis code.

**Problem determination:**

Report this problem to your service provider.

**Failing Item**

- [SVCDOCS](#)

---

**B6xxF103****Explanation:**

Main storage dump must be copied for service.

## Failing Item

- [LICIP01](#)

---

### B6xxF104

**Explanation:**

LPAR service function directed a Main Storage Dump.

**Response**

The Hypervisor terminated a partition with an unresponsive Operating System. A Main Store Dump must be done for service. Call your next level of support when the dump is complete.

## Failing Item

- [LICIP01](#)

---

### B6xxF105

**Explanation:**

Licensed Internal Code detected error.

## Failing Item

- [NEXTLVL](#)

---

### B6xxFDC0

**Explanation:**

LIC program reported informational error.

**Response**

This reference code is logged for information only. No action required.

---

### B6xxFDC5

**Explanation:**

LIC program failed and data was captured.

**Response**

This reference code indicates first failure data capture (FFDC) data was collected for a problem reported by licensed internal code.

The user should dial IBM Software Support for assistance.

## Failing Item

- [UG3AS](#)

## (B7xx) Reference codes

---

A B7xx reference code indicates that an event or error was detected and logged by platform firmware.

To resolve a B7xx reference code, determine if the SRC requires a service action.

If the SRC is listed in a serviceable event view, use the FRU list from the serviceable event view to determine the actions to take.

If you do not find the SRC in a serviceable event view, then it is an informational event and does not require service action.

---

### B7000102

**Explanation:**

Platform LIC detected an error.

**Response:**

A machine check occurred during IPL. Words 2 to 9 of this SRC contain additional diagnostic information. Record SRC words 1 through 9 before attempting to IPL again and report the problem to next level of support.

## Failing Item

- [SVCDOCS](#)

---

### B7000103

**Explanation:**

Platform LIC failure.

**Response**

The platform Licensed Internal Code (LIC) detected an internal problem.

Collect all the SRC words and the platform system dump, then contact your next level of support.

## Failing Item

- [NEXTLVL](#)

---

### B7000104

**Explanation:**

Platform LIC failure.

**Response:**

Machine check, undefined error occurred.

## Failing Item

- [LICCODE](#)

---

### B7000105

**Explanation:**

Platform LIC detected an error.

**Response:**

More than one request to terminate the system was issued.

## Failing Item

- [NEXTLVL](#)

---

### B7000106

**Explanation:**

Platform LIC failure.

**Response**

A secondary failure due to an invalid SRC occurred when the platform attempted to terminate.

Collect all the SRC words and the platform system dump, then contact your next level of support.

## Failing Item

- [NEXTLVL](#)

---

### B7000107

**Explanation:**

Platform LIC failure.

**Response:**

The server detected an unrecoverable machine check condition. Collect all the words of the SRC and the platform dump and send to your system manufacturer for analysis.

## Failing Item

- [SVCDOCS](#)

---

### B7000200

**Explanation:**

System firmware has experienced a low storage condition.

**Response**

As soon as possible, collect all ASMI logs, IQQYLOGs and partition logs, if applicable. Work with the customer to determine a convenient time to perform a platform dump and re-IPL the platform.

Record the firmware level of the system, and send the platform dump and all logs to development. Check to

determine if the problem is already fixed in a newer firmware level.

## Problem determination

No immediate action is necessary.

Continue running the system normally. If firmware-related commands are not responding or are failing, or firmware tasks have failed (e.g. SRC B7000602), work with your service provider to take a platform dump at the earliest convenient time or service window.

## Failing Item

- [SVCDOCS](#)

---

### B7000201

**Explanation:**

Platform firmware detected an error.

**Response:**

Work with the customer to determine a convenient time to perform a platform dump and re-IPL the platform.

## Problem determination

No immediate action is necessary.

Continue running the system normally. At the earliest convenient time or service window, work with your service provider to take a platform dump.

## Failing Item

- [SVCDOCS](#)

---

### B7000202

**Explanation:**

The paging VIOS did not respond correctly to a LIC request.

**Response**

If the platform is HMC or SDMC managed:

1. If there are multiple VIOS servers running, determine which one is acting as the paging VIOS by looking at the shared memory pool properties.
2. Validate that the paging VIOS is in 'Running' state via the HMC or SDMC GUI or Command Line.
3. Verify you can access the paging VIOS console, and interact with the paging VIOS operating system.
4. If steps 2 or 3 are unsuccessful, look for other errors and perform any actions indicated to resolve those errors.

If the platform is not HMC or SDMC managed, or the above steps do not resolve the problem, contact your service provider.

## Failing Item

- [SVCDOCS](#)

---

### B7000203

**Explanation:**

Informational log generated by the hypervisor.

**Response:**

No service action is required.

---

### B7000302

**Explanation:**

Platform LIC failure.

## Response

Work with the FRU list in the serviceable event view if there is one, otherwise use the FRU list documented here to determine the parts to exchange.

Perform a platform system dump and notify your service provider. IPL the system.

## Failing Item

- [LICCODE](#)

---

### B7000441

**Explanation:**

Service processor failure.

## Response

Work with the FRU list in the serviceable event view if there is one, otherwise use the FRU list documented here to determine the parts to exchange.

The platform encountered an error early in the IPL or termination process.

## Failing Item

- [SVCPROC](#)
- [NEXTLVL](#)

---

### B7000443

**Explanation:**

Service processor failure.

**Response:**

Work with the FRU list in the serviceable event view if there is one, otherwise use the FRU list documented here to determine the parts to exchange.

## Failing Item

- [SVCPROC](#)
- [NEXTLVL](#)

---

### B7000601

**Explanation:**

System log entry only, no service action required.

**Response:**

Support can use this SRC and associated data to determine why the time of day for a partition was lost. No corrective action is required.

---

### B7000602

**Explanation:**

Platform LIC detected an error.

## Response

Work with the FRU list in the serviceable event view if there is one, otherwise use the FRU list documented here to determine the parts to exchange.

Platform Licensed Internal Code (LIC) detected an error condition. The second word indicates the severity of the error and the specific error condition. If word 2 is 10000A01 then record the SRC words and call your next level of support; otherwise this does not require service.

## Failing Item

- [NEXTLVL](#)

---

### B7000611

**Explanation:**

System clock problem.

## Response

Work with the FRU list in the serviceable event view if there is one, otherwise use the FRU list documented here to determine the parts to exchange.

For systems managed by an HMC or SDMC, use the ASM interface to reset the system clock at power on standby. For systems without an HMC or SDMC, you can ignore this error.

If the error occurs a second time, call your next level of support.

## Failing Item

- [SVCDOCS](#)

---

### B7000621

**Explanation:**

Informational event logged at each Platform IPL.  
System log entry only, no service action required.

---

**B7000641****Explanation:**

Platform LIC detected an error.

**Response:**

A platform LIC failure occurred. Perform a platform dump and contact your next level of support.

**Failing Item**

- [SVCDOCS](#)

---

**B7000650****Explanation:**

Platform LIC detected an error.

**Response**

Resource management was unable to allocate main storage. A platform dump was started.

Words 2 to 9 of this SRC contain additional diagnostic information. Record SRC words 1 through 9. Collect the platform dump and the configuration of the memory allocation for all partitions on this system. Provide the platform dump, configuration data, and the recorded SRC information to your next level of support.

**Failing Item**

- [NEXTLVL](#)

---

**B7000651****Explanation:**

The system detected an error in the system clock hardware.

**Response**

This is a serviceable event only if this error appears in a serviceable event view.

If this is a serviceable event, then work with the FRU list in the serviceable event view if there is one. Otherwise, use the FRU list documented in the Failing Items column to determine the parts to exchange.

If the system did not log this error as a serviceable event, then no service action is required.

**Failing Item**

- [CLCKMOD](#)

---

**B7000803****Explanation:**

System log entry only, no service action required.

---

**B7000804****Explanation:**

System log entry only, no service action required.

---

**B7000805****Explanation:**

A microcode update was not allowed because the date of the firmware update is beyond the update access key expiration date.

**Failing Item**

- [FMWREXP](#)

---

**B7000A00****Explanation:**

A user request initiated an I/O tower/drawer power off. System log entry only, no service action required.

---

**B7000A01****Explanation:**

Fault indicator activation failure.

**Response**

A failure occurred while trying to activate a fault indicator.

Look for and correct errors in the Serviceable Event View that were logged at approximately the same time as this error.

If this problem persists, contact your next level of support.

---

**B7000A02****Explanation:**

A concurrent maintenance procedure has failed and left the system in an unknown state. It is unsafe to do additional concurrent maintenance procedures until the system is powered off and back on. The system will prevent you from doing these procedures. The system should be powered off and back on as soon as possible.

**Response:**

The system must be powered off and back on.

**Failing Item**

- [SVCDOCS](#)

---

**B7000A10****Explanation:**

System log entry only, no service action required.

**Response:**



No action is required, unless the HMC or SDMC indicates that the concurrent platform firmware update failed. In that case, the system must be re-IPLed in order for the firmware update to occur. Collect the error log data for this SRC and contact your next level of support.

---

**B7000AFF****Explanation:**

A failure was detected during the Concurrent Core Initialization (CCI) step of a concurrent code update.

**Response:**

A platform IPL is required to complete the core initialization changes included in the code update. Perform a platform dump for problem analysis and contact your next level of support.

**Failing Item**

- [SVCDOCS](#)

---

**B7001160****Explanation:**

Service processor failure.

**Response**

Work with the FRU list in the serviceable event view if there is one, otherwise use the FRU list documented here to determine the parts to exchange.

The platform encountered an error communicating with the service processor. The platform code attempts a graceful shutdown of partitions and powers off the server after a certain time, or when the last partition indicates shutdown, whichever comes first.

**Failing Item**

- [LICCODE](#)
- [SVCPROC](#)
- [PSI\\_LNK](#)

---

**B7001161****Explanation:**

The platform encountered an event indicating that the power status has changed. System log entry only, no service action required.

---

**B7001162****Explanation:**

A platform firmware timeout occurred. A resource dump will be created and the platform will continue running.

**Failing Item**

- [LICCODE](#)

---

**B7001163****Explanation:**

A platform firmware timeout occurred. A resource dump already exists for this condition so a duplicated resource dump will not be created. The platform will continue running.

---

**B7001730****Explanation:**

Platform LIC detected an error.

**Response**

The VPD for the system is not what was expected at IPL.

When word 9 is 00180003, a redundant VPD chip exists, and the system will continue to run. Replace the VPD card at your next scheduled maintenance. When word 9 is not 00180003 replace the VPD card immediately.

Work with the FRU list in the serviceable event view, if there is one. Otherwise, use the FRU list documented here to determine the parts to exchange.

**Failing Item**

- [CAPACTY](#)

---

**B7001731****Explanation:**

Platform LIC detected an error.

**Response**

The VPD for the system is not what was expected at IPL. The VPD on a memory DIMM is not correct and the memory on the DIMM cannot be used, resulting in reduced memory.

Work with the FRU list in the serviceable event view, if there is one. Otherwise, use the FRU list documented here to determine the parts to exchange.

**Failing Item**

- [MEMDIMM](#)

---

**B7001732****Explanation:**

Platform LIC detected an error.

## Response

The VPD for the system is not what was expected at IPL. The VPD on a processor card is not correct and the processor card cannot be used, resulting in reduced processing power.

Work with the FRU list in the serviceable event view if there is one. Otherwise, use the FRU list documented here to determine the parts to exchange.

## Failing Item

- [ANYPROC](#)

---

### B7001733

#### Explanation:

Platform LIC failure.

## Response

A Platform Licensed Internal Code error occurred. The IPL will not continue.

Look for and correct errors with SRCs of the form B1xxxxxx in the Serviceable Event View.

If there are no serviceable B1xxxxxx errors, or if correcting the errors did not correct this problem, reset the server firmware settings.

Attention: Resetting the server firmware settings results in the loss of all of the partition data that is stored on the service processor. Before continuing with this operation, make sure that you manually record all settings that you need to preserve. To reset the server firmware settings, your authority level must be Administrator or Authorized service provider.

On the ASMI Welcome pane, specify your user ID and password, and click Log In. In the navigation area, expand System Service Aids. Then select Factory Configuration. Select Reset server firmware settings and click Continue. The service processor will reboot after all settings have been reset.

If that does not resolve the problem, replace the service processor.

## Failing Item

- [SVCDOCS](#)

---

### B700173A

#### Explanation:

A VPD collection overflow occurred.

#### Response:

Look for and resolve other errors in the serviceable event view. If that does not resolve the problem, check for firmware updates and install them, if available. If that does not resolve the problem, contact your next level of support.

## Failing Item

- [SVCDOCS](#)

---

### B700173B

#### Explanation:

Platform LIC detected an error.

## Response

A platform LIC failure occurred during VPD collection.

Look for and correct errors with SRCs of the form B1xxxxxx in the Serviceable Event View. If that does not correct the problem, contact your next level of support.

## Failing Item

- [SVCDOCS](#)

---

### B7004400

#### Explanation:

There is a platform dump to collect.

## Response

Work with the FRU list in the serviceable event view if there is one, otherwise use the FRU list documented here to determine the parts to exchange.

Use the operating system's interface designated to collect platform dumps.

## Failing Item

- [SVCDOCS](#)

---

### B7004401

#### Explanation:

Platform LIC failure.

## Response

Work with the FRU list in the serviceable event view if there is one, otherwise use the FRU list documented here to determine the parts to exchange.

The platform LIC detected an internal problem.

Contact your next level of support.

## Failing Item

- [NEXTLVL](#)

---

### B7004402

**Explanation:**

Platform LIC failure.

**Response:**

A platform LIC error occurred while attempting to allocate the memory necessary to create a platform resource dump.

## Failing Item

- [NEXTLVL](#)

---

### B7004480

**Explanation:**

Platform DUMP Manager event.

---

### B70044C0

**Explanation:**

Platform DUMP Manager event.

---

### B70044D0

**Explanation:**

Platform DUMP Manager event.

**Response:**

Collect all B70044xx logs and contact your service provider.

## Failing Item

- [SVCDOCS](#)

---

### B70044E0

**Explanation:**

Platform DUMP Manager event.

**Response:**

Collect all B70044xx logs and contact your service provider.

## Failing Item

- [SVCDOCS](#)

---

### B7004715

**Explanation:**

Platform LIC detected an error.

**Response**

A problem occurred when initializing, reading, or using system VPD.

Look for errors with SRCs of the form B1xxxxxx in the Serviceable Event View. Work those errors first. If that does not correct the problem, replace the VPD card.

Work with the FRU list in the serviceable event view if there is one, otherwise use the FRU list documented here to determine the parts to exchange.

## Failing Item

- [SVCDOCS](#)

- [CAPACTY](#)

---

### B7004731

**Explanation:**

Platform LIC detected an error.

**Problem determination:**

The system has been running with full Capacity on Demand resources activated. In one hour, the system will terminate and unlicensed resources will no longer be available. To prevent the system from terminating, enter an activation code of all zeroes. Then obtain the proper activation codes for the resources being used or allocate fewer resources in the LPAR configuration.

## Failing Item

- [SVCDOCS](#)

---

### B7004733

**Explanation:**

Platform LIC failure.

**Response:**

The Capacity on Demand function is not available. If Capacity on Demand function is required, re-IPL the system. If that does not correct the problem, contact your next level of support.

---

### B7004750

**Explanation:**

A Capacity on Demand change has been detected.

**Response:**

Utility Capacity on Demand resources have been activated.

---

### B70047CB

**Explanation:**

Fast system IPL changed to slow system IPL.

**Response:**

The data obtained from the system is not what was expected. The system will perform a slow IPL in order to obtain the correct data. If other errors occur, contact your next level of support.

---

### B70047CC

**Explanation:**  
(N/A for external service docs).

---

**B70047CD**

**Explanation:**  
Platform LIC detected an error.

**Response:**  
The server detected a not valid Capacity On Demand activation and terminated the system. The allocated resources for the system might exceed those that are available for use.

**Failing Item**

- [SVCDOCS](#)

---

**B70047DD**

**Explanation:**  
(N/A for external service docs).

---

**B7005120**

**Explanation:**  
Platform LIC detected an error.

**Response**

Work with the FRU list in the serviceable event view if there is one, otherwise use the FRU list documented here to determine the parts to exchange.

If the system is not exhibiting problematic behavior, this error may safely be ignored. Otherwise, contact your next level of support.

**Failing Item**

- [NEXTLVL](#)

---

**B7005121**

**Explanation:**  
Platform LIC failure.

**Response**

Licensed Internal Code program exception occurred.

Platform Licensed Internal Code detected a programming problem for which a platform dump may have been initiated.

Send the system error log and the platform dump, if it occurred, to your next level of support.

**Failing Item**

- [NEXTLVL](#)

---

**B7005122**

**Explanation:**  
Platform LIC detected an error.

**Response**

Platform Licensed Internal Code detected that an IOP request failed.

This error indicates a failure during a search for the load source. There may be a number of these failure prior to finding a good load source. This is normal. If a B2xx3110 error is logged, a B2xx3200 or B7005122 may be posted to the control panel. Work the B2xx3110 error in the Serviceable Event View. If the system IPL hangs at B2xx3200 or B7005122 and you cannot check the SRC history, perform the actions indicated for the B2xx3110 SRC.

**Failing Item**

- [SVCDOCS](#)

---

**B7005123**

**Explanation:**  
Platform LIC detected an error.

**Response:**

A Licensed Internal Code program exception or data collection occurred. This may indicate an IOP programming problem or an IO Adapter boot problem. Look for other errors. If no other errors are present, Licensed Internal Code has recovered from any exception conditions, or this SRC has logged informational platform boto or hardware data.

---

**B7005190**

**Explanation:**  
PHYP VIO has detected that partition software has created an error condition.

---

**B7005191****Explanation**

A virtual adapter configuration error occurred.

A partition tried to use a virtual adapter which is either associated with another virtual adapter or the associated adapter is missing in a remote partition and virtual slot. However, either no virtual adapter is configured there, or the wrong kind of virtual adapter is configured there.

The partition ID of the virtual adapter with the problem is in word 4 of the SRC (in hexadecimal format). The virtual slot number of the adapter with the incorrect configuration is the last four digits of word 6 of the SRC (in hexadecimal format).

**Problem determination:**

Use the HMC or SDMC to verify or reconfigure the incorrect virtual adapter configuration. If the configuration is correct, contact your service provider.

## Failing Item

- [SVCDOCS](#)
- [LICCODE](#)

---

### B7005209

#### Explanation:

Platform LIC detected an error.

#### Response

System Licensed Internal Code detected an IOP timeout during IOP IPL.

This may be caused by loose connections, improperly seated cards, media, or removeable media drive not in a ready state. Look for other errors.

---

### B7005219

#### Explanation:

Platform LIC detected an error. Information only, no service action required.

---

### B7005300

#### Explanation:

Platform LIC detected a failure while partitioning resources.

#### Response:

Platform partitioning code encountered an error. This SRC represents a large number of possible problems, most of which involve the platform Licensed Internal Code (LIC). Work any error logs found in the Serviceable Event View. If this fails to correct the problem, or if there are no other errors, contact your next level of support.

---

### B7005301

#### Explanation:

An LPAR configuration problem was detected.

#### Response

System detected a problem with the Logical Partition (LPAR) Configuration.

Use the Hardware Management Console to reconfigure the LPAR configuration.

Check the HMC or SDMC partition state.

1. If in Recovery state then use the HMC or SDMC to perform "Recovering partition data on a managed system".
2. Use HMC or SDMC to activate partitions

If the problem persists, collect a system dump and contact your next level of support.

## Failing Item

- [SVCDOCS](#)

---

### B7005302

#### Explanation:

An unsupported Preferred Operating System was detected.

#### Response:

The Preferred Operating System specified is not supported. The IPL will not continue. Use ASMI to select a supported Preferred Operating System and then, re-IPL the system.

## Failing Item

- [SVCDOCS](#)

---

### B7005303

#### Explanation:

An unsupported Preferred Operating System was detected.

#### Response:

The Preferred Operating System specified is not supported. The IPL will continue. Use ASMI to select a supported Preferred Operating System and then, re-IPL the system.

## Failing Item

- [SVCDOCS](#)

---

### B7005304

#### Explanation:

The number of available World Wide Port Names (WWPN) is low.

#### Problem determination:

To obtain an additional WWPN root, please contact your system vendor.

## Failing Item

- [SVCDOCS](#)

---

### B7005305

#### Explanation:

There are no remaining World Wide Port Names (WWPN).

#### Problem determination:

To obtain an additional WWPN root, please contact your system vendor.

## Failing Item

- [SVCDOCS](#)

---

### B7005306

**Explanation:**

There is insufficient licensed memory for firmware to support the manufacturing default configuration partition.

**Problem determination:**

There are two possible solutions to this issue: (A) Contact IBM or marketing representative to obtain an activation code to license more memory in the system; or (B) Use management console to configure a partition with less memory.

## Failing Item

- [SVCDOCS](#)

---

### B7005307

**Explanation:**

I/O slot does not support the functionality of the installed adapter.

**Response:**

Move the adapter in the identified slot to a slot which supports the adapter functionality. The PCIe adapter placement rules and slot properties documentation may provide additional information on the capabilities of slots in your system.

## Failing Item

- [SVCDOCS](#)

---

### B7005308

**Explanation:**

SR-IOV adapter shared mode disabled during IPL.

**Response**

The system is unable to configure the adapter in the identified slot in SR-IOV shared mode. An adapter in this slot was configured in SR-IOV shared mode prior to the IPL.

Verify that an SR-IOV adapter is still in the reported slot and that sufficient free system memory is available. If a supported SR-IOV adapter is in the reported slot and there is sufficient system memory available, check the Serviceable Events view for SRCs logged at approximately the same time as this event and perform the actions identified for those Serviceable Events.

If there is no longer an SR-IOV adapter in the reported slot or it is no longer desired to use the adapter in

shared mode, remove the associated shared mode configuration using the management console.

## Failing Item

- [SVCDOCS](#)

---

### B7005400

**Explanation:**

Computational Gard has detected a flawed processor which will be shut off.

**Response**

Work with the FRU list in the serviceable event view if there is one, otherwise use the FRU list documented here to determine the parts to exchange.

The platform detected a problem with a processor. The processor is not functional.

Look in the Serviceable Event View for a B1xx xxxx error that implicates a processor.

If the Serviceable Event View contains no B1xx xxxx error, or if resolving the error fails to correct the problem, contact your next level of support.

## Failing Item

- [SVCDOCS](#)

---

### B7005433

**Explanation:**

The requested memory to be mirrored is now only partially mirrored due to a hardware issue.

**Response:**

If a repair action was in progress, check for deconfigured memory. If that memory was a part of the service action and was replaced, disregard this SRC. Otherwise, if no service action involving memory was being performed, check the serviceable event view for memory-DIMM related errors and take the appropriate service action for repair.

## Failing Item

- [SVCDOCS](#)

---

### B7005442

**Explanation:**

A parity error was detected in the hardware Segment Lookaside Buffer (SLB).

## Response

A threshold on the number of SLB parity errors has been reached and the firmware has requested that the service processor guard out the failing processor core.

Collect all the SRC words and then contact your next level of support.

## Failing Item

- [ANYPROC](#)
- [NEXTLVL](#)

---

### B70054DD

#### Explanation:

System log entry only, no service action required.

## Response

A processor checkstop recovery occurred. A previous error log should provide notification of the failure, as well as any necessary service action.

This error log provides additional information regarding the detected reason for the failure and the recovery action taken.

---

### B7005600

#### Explanation:

System log entry only, no service action required.

## Response

An attempt to initialize, read or use system VPD was unsuccessful. No action is required for this SRC.

Look for other hardware errors in the Serviceable Event View and if present, perform the actions indicated.

---

### B7005601

#### Explanation:

Platform LIC failure.

## Response

Work with the FRU list in the serviceable event view if there is one, otherwise use the FRU list documented here to determine the parts to exchange.

There was a problem initializing, reading, or using system VPD.

## Failing Item

- [NEXTLVL](#)

---

### B7005602

#### Explanation:

VPD LIDs may be out of date. System log entry only, no service action required.

---

### B7005603

## Explanation

Enclosure feature code and/or serial number not valid.

Platform Licensed Internal Code detected invalid VPD (feature code and/or serial number) for a System or I/O Enclosure. The invalid VPD may prevent the use of Concurrent Maintenance on any FRU in the enclosure and prevent hardware errors from being reported correctly, so it should be fixed at the next opportunity.

## Response

Look at the FRU callout list in the serviceable events view for the B7005603 SRC to obtain the location information which contains the invalid feature code and/or serial number.

Note: This SRC does not require a service action if the location information is "U####.###.#####".

Next, find the System or I/O enclosure associated with this location, and locate the enclosure's physical label which contains the correct feature code and serial number.

Depending on whether the invalid VPD is for a System or I/O Enclosure, use the procedure below to correct the VPD.

If System enclosure:

Note: the system must be powered off prior to changing the System Enclosure VPD.

1. Using ASM, select: System Configuration -> Program Vital Product Data -> System Enclosures.
2. Update the feature code and/or serial number with the correct value, and then Save the changes.

If I/O expansion unit:

1. Using ASM, select: System Configuration -> Configure I/O Enclosures -> Change Settings.
2. Update the feature code and/or serial number with the correct value, and then Save the changes.

If the problem has not been resolved, contact your next level of support.

## Failing Item

- [SVCDOCS](#)

---

**B7006900****Explanation:**

PCI host bridge failure.

**Response:**

Work with the FRU list in the serviceable event view if there is one, otherwise use the FRU list documented here to determine the parts to exchange.

**Failing Item**

- [PROCPHB](#)
- [BACKPLN](#)
- [PCICARD](#)

---

**B7006907****Explanation:**

System bus error.

**Response:**

If this event appears in a serviceable event view, work with the failing item list found there. If this event does not appear in a serviceable event view, no service action is required.

**Failing Item**

- [LICCODE](#)

---

**B7006908****Explanation:**

System bus error.

**Response:**

Work with the FRU list in the serviceable event view if there is one, otherwise use the FRU list documented here to determine the parts to exchange.

**Failing Item**

- [BACKPLN](#)

---

**B7006909****Explanation:**

System bus error.

**Response:**

Work with the FRU list in the serviceable event view if there is one, otherwise use the FRU list documented here to determine the parts to exchange.

**Failing Item**

- [BACKPLN](#)
- [LICCODE](#)

---

**B7006911****Explanation:**

Platform LIC unable to find or retrieve VPD LID file.

**Response:**

Collect error logs and contact next level of support. Call next level support.

**Failing Item**

- [LICCODE](#)

---

**B7006912****Explanation:**

Platform LIC unable to find or retrieve VPD LID file.

**Response:**

Contact your next level of support. The appropriate VPD LID will have to be updated on the system via a service pack update.

**Failing Item**

- [LICCODE](#)

---

**B7006920****Explanation:**

System Service Bus Failure.

**Response:**

If this event appears in a serviceable event view, work with the failing item list found there. If this event does not appear in a serviceable event view, no service action is required.

**Failing Item**

- [BACKPLN](#)
- [PROCPHB](#)

---

**B7006921****Explanation:**

System Service Bus device failure.

**Response**

If there are no PCIe3 cable adapters installed in the enclosure, continue to the additional FRUs in the FRU list.

If there are any PCIe3 cable adapters installed in the enclosure, complete the following steps:

- Power down the system, remove all of the PCIe3 cable adapters from the enclosure, and restart the system.
- If a B7006921 Platform Event Log is created, continue to the additional FRUs in the FRU list. Reinstall the PCIe3 cable adapters when replacing the next FRU in the FRU list.



- If no B7006921 Platform Event Log is created, one of the PCIe3 cable adapters needs to be replaced. To isolate the defective PCIe3 cable adapter, reinstall one PCIe cable adapter at a time powering off and on the system when reinstalling each adapter. A B7006921 Platform Event Log will be created at IPL when the defective adapter has been added to the system.

### Failing Item

- [SVCDOCS](#)
- [BACKPLN](#)

---

### B7006922

**Explanation:**

PCI Slot Power Fault.

**Response:**

If this event appears in a serviceable event view, work with the failing item list found there. If this event does not appear in a serviceable event view, no service action is required.

### Failing Item

- [PCICARD](#)
- [BACKPLN](#)

---

### B7006944

**Explanation:**

Platform LIC detected an error.

**Response:**

A system bus appears to be empty. If the bus is not empty, a hardware or configuration problem might exist. Look for other errors.

---

### B7006950

**Explanation:**

Platform LIC detected an error.

**Response:**

A platform dump has occurred. The system has lost all the configured system settings (such as the HMC or SDMC access and ASMI passwords, time of day, network configuration, hardware deconfiguration policies, etc.) that you might have set through user interfaces. Also, the system has lost the platform error logs and partition-related information, and the service processor is reset. Perform the recovery actions for the SVCPROC FRU but do not replace the service processor. The platform dump should be sent to your service provider.

### Failing Item

- [SVCDOCS](#)

---

### B7006951

**Explanation:**

Platform LIC detected an error.

**Response**

An error occurred because a partition needed more NVRAM than was available.

The partition is still functional, but is operating in a degraded mode. Configuration information may be lost at the next IPL. In order to make more NVRAM available, delete one or more partitions.

### Failing Item

- [SVCDOCS](#)

---

### B7006952

**Explanation:**

NVRAM was cleared. System log entry only, no service action required.

---

### B7006953

**Explanation:**

Non Volatile Random Access Memory (NVRAM) unavailable following service processor reset/reload.

**Response:**

Contact your next level of support.

**Problem determination:**

Work with the FRU list in the serviceable event view if there is one, otherwise use the FRU list documented here to determine the parts to exchange.

### Failing Item

- [LICCODE](#)

---

### B7006954

**Explanation:**

An NVRAM failure was detected.

---

### B7006955

**Explanation:**

An NVRAM failure was detected.

---

### B7006956

**Explanation:**

An NVRAM failure was detected.

**Response:**

Contact your next level of support.

### Failing Item

- [NEXTLVL](#)

---

**B7006965****Explanation:**

Platform LIC detected an error.

**Response:**

Unknown hardware detected. Look for other errors.

---

**B7006970****Explanation:**

PCI host bridge failure.

**Response:**

If this event does not appear in a serviceable event view, no service action is required.

**Problem determination:**

Check the Serviceable Event view for 1100xxxx SRCs logged at approximately the same time as this event, and perform the actions indicated for those Serviceable Events. If there are no other Serviceable Events or if the actions indicated by other Serviceable Events have already been completed and the problem persists, work with the failing item list for this Serviceable Event.

**Failing Item**

- [PROCPHB](#)
  - [BACKPLN](#)
  - [PCICARD](#)
- 

**B7006971****Explanation:**

PCI secondary bus failure.

**Response:**

If this event appears in a serviceable event view, work with the failing item list found there. If this event does not appear in a serviceable event view, no service action is required.

**Problem determination:**

Check the Serviceable Event view for 1100xxxx SRCs logged at approximately the same time as this event, and perform the actions indicated for those Serviceable Events. If there are no other Serviceable Events or if the actions indicated by other Serviceable Events have already been completed and the problem persists, work with the failing item list for this Serviceable Event.

**Failing Item**

- [PCICARD](#)
  - [BACKPLN](#)
  - [PROCPHB](#)
- 

**B7006975****Explanation:**

PCIe Root Complex Failure.

**Response:**

If this event does not appear in a serviceable event view, no service action is required.

---

**Failing Item**

- [PROCPHB](#)
- 

**B7006976****Explanation:**

A PCIe Link failed to train to an occupied slot at system IPL time.

**Failing Item**

- [PCICARD](#)
  - [BACKPLN](#)
  - [PROCPHB](#)
- 

**B7006977****Explanation:**

A PCIe Link failed to train to an occupied slot at system IPL time.

**Failing Item**

- [PCICARD](#)
  - [BACKPLN](#)
- 

**B7006978****Explanation:**

The Processor Serial Interface (PSI) link failed. Look for B1xx SRCs that were logged at approximately the same time that this SRC occurred and resolve them. System log entry only, no service action required.

---

**B7006979****Explanation:**

System log entry only, no service action required.

---

**B700697C****Explanation:**

Connection from service processor to system processor failed.

**Response**

Look for B1xxxxxx SRCs in the Serviceable Event View and resolve them.

If there are no B1xxxxxx SRCs logged, then replace the failing items listed in the Serviceable Event View, if they are available. Otherwise, work with the failing items listed here.

## Failing Item

- [SVCDOCS](#)
- [PSI\\_LNK](#)

---

### B7006986

**Explanation:**

System bus error.

**Response**

Work with the FRU list in the serviceable event view if there is one, otherwise use the FRU list documented here to determine the parts to exchange.

If the Serviceable Event View is not available then use the failing item list presented here for servicing this reference code.

## Failing Item

- [TWRCARD](#)
- [PWRCBL](#)

---

### B7006987

**Explanation:**

RIO, HSL or 12X connection failure.

**Response**

Work with the FRU list in the serviceable event view if there is one, otherwise use the FRU list documented here to determine the parts to exchange.

If the Serviceable Event View is not available then use the failing item list presented here for servicing this reference code.

## Failing Item

- [HSL\\_LNK](#)
- [OPT\\_CLN](#)

---

### B7006990

**Explanation:**

Service processor failure.

**Response**

Work with the FRU list in the serviceable event view if there is one, otherwise use the FRU list documented here to determine the parts to exchange.

If the Serviceable Event View is not available then use the failing item list presented here for servicing this reference code.

## Failing Item

- [PSI\\_LNK](#)

---

### B7006991

**Explanation:**

Platform LIC failure.

**Response:**

Work with the FRU list in the serviceable event view if there is one, otherwise use the FRU list documented here to determine the parts to exchange.

## Failing Item

- [LICCODE](#)

---

### B7006992

**Explanation:**

Platform LIC failure.

**Response:**

Work with the FRU list in the serviceable event view if there is one, otherwise use the FRU list documented here to determine the parts to exchange.

---

### B7006993

**Explanation:**

Service processor failure.

**Response:**

Work with the FRU list in the serviceable event view if there is one, otherwise use the FRU list documented here to determine the parts to exchange.

## Failing Item

- [SVCPROC](#)
- [LICCODE](#)

---

### B7006994

**Explanation:**

Service processor failure.

**Response**

Work with the FRU list in the serviceable event view if there is one, otherwise use the FRU list documented here to determine the parts to exchange.

If the Serviceable Event View is not available then use the failing item list presented here for servicing this reference code.

## Failing Item

- [SVCPROC](#)

---

### B7006995

**Explanation:**

User intervention required.

**Response**

The system is in the process of terminating.

When all the partitions have terminated, an SRC indicating the exact cause will be shown on the operator panel.

If the system does not terminate in a reasonable amount of time, one or more partitions may need to be terminated manually. If this is not possible, re-IPL the system and look for errors. If no errors are found, contact your next level of support.

---

**B7006997****Explanation:**

The Service Processor has not released access to system flash.

**Response:**

Work with the FRU list in the serviceable event view if there is one, otherwise use the FRU list documented here to determine the parts to exchange.

**Failing Item**

- [LICCODE](#)
- [SVCPROC](#)

---

**B70069C2****Explanation:**

HSL OptiConnect established a normal connection to another system or partition. System log entry only, no service action required.

---

**B70069C3****Explanation:**

HSL OptiConnect disconnected normally from a remote node. System log entry only, no service action required.

---

**B70069C6****Explanation:**

Platform LIC detected an error.

**Response**

Abnormal or unexpected HSL OptiConnect disconnection from a remote system or partition.

The local system or partition disconnected from a remote system or partition due to an unexpected event or failure. The problem, which most likely originates with the remote system or partition, probably requires intervention at the remote system. Examine both

the local and remote HSL OptiConnected systems or partitions for problems on this RIO or HSL loop.

Possible reasons include: A fatal software or hardware error in the remote system or partition, or a power failure in the remote system.

If a complete RIO or HSL loop did not exist before this error occurred, the cause of this error might be a failure or power down in a RIO or HSL component between the local system or partition and the remote system or partition. Check for a problem with the following:

- A RIO or HSL cable
- The RIO or HSL I/O bridge
- Power in an expansion I/O tower or unit on this loop

On the local system or partition, examine the Service Action Log (SAL) or serviceable event view. Look for RIO or HSL failures that occurred on the same RIO or HSL loop at approximately the same time as this error.

Examine the remote system or partition for problems. If the remote system or partition is powered on and IPL'd, examine the SAL or serviceable event view on the remote system or partition. Look for problems on the same RIO or HSL loop that occurred at approximately the same time as this error.

Correct any problems you find with the remote and local systems or partitions that happened at approximately the same time and involve HSL Opticonnect or RIO or HSL loop components.

When the remote system is IPL'd, it will automatically reconnect with this system or partition. If you find no problems with either the local or the remote systems or partitions, collect all the Product Activity Log (PAL) information for this failure on both systems. Be sure to record all words in the SRC. Contact your next level of support.

**Failing Item**

- [SVCDOCS](#)
- [LICCODE](#)

---

**B70069C7****Explanation:**

Platform LIC detected an error.

**Response**

Abnormal or unexpected HSL OptiConnect disconnection from a remote system or partition.

The local system or partition disconnected from a remote system or partition due to an unexpected event or failure. Licensed Internal Code will attempt to recover from the error. Intervention at the local or remote system or partition might be required.

Possible causes include time out, hang, or hardware failure. The problem may be with the local system or partition or the remote system or partition. If a complete RIO or HSL loop did not exist before this error occurred, the cause of this error might be a failure or power down in a RIO or HSL component between the local system or partition and the remote system or partition. Check for SRCs with FRUs that indicate problems with the following:

- RIO or HSL cables
- The RIO or HSL I/O bridge
- Power in an expansion I/O tower or unit on this loop

On the local system or partition, examine the SAL or serviceable event view. Look for failures on the same loop or with the RIO or HSL controller that occurred at approximately the same time as this error.

Examine the remote system or partition for problems. Correct any RIO or HSL controller problems you find with the remote and local systems or partitions. If you find no problems with either the local or the remote systems or partitions, collect all the PAL information for this failure on both systems. Be sure to record all words in the SRC. Contact your next level of support.

### Failing Item

- [SVCDPCS](#)
- [LICCODE](#)

---

#### **B70069C8**

#### **Explanation:**

Platform LIC detected an error.

#### **Response**

Abnormal or unexpected HSL OptiConnect disconnection from a remote system or partition.

The local system or partition disconnected from a remote system or partition due to an unexpected event or failure. All of the HSL OptiConnect connections on this loop will be in a failed state. Licensed Internal Code will attempt to recover from the error. Intervention at the local or remote system or partition might be required. Possible causes are:

- Time out of a critical message
- Licensed Internal Code code / table problem

- Network deadlock detected

The problem may be with:

- The local system or partition
- The remote system or partition

On the local system or partition, examine the SAL or serviceable event view. Look for RIO or HSL failures on the same RIO or HSL loop or with the RIO or HSL controller that occurred at approximately the same time as this error.

Examine the remote system or partition for problems. On the remote system or partition, examine the SAL or serviceable event view. Look for problems on the same RIO or HSL loop or with the RIO or HSL controller that occurred at approximately the same time as this error.

Correct any problems you find with the remote and local systems or partitions that happened at approximately the same time and involve HSL Opticonnect or RIO or HSL loop components.

If there are no problems with the remote system or partition and there are no problems with the local system or partition then collect all the Product Activity Log information for this failure on all systems or partitions. Be sure to record all words in the SRCs. Contact your next level of support.

### Failing Item

- [SVCDPCS](#)
- [LICCODE](#)

---

#### **B70069C9**

#### **Explanation:**

Platform LIC detected an error.

#### **Response**

Abnormal or unexpected HSL OptiConnect disconnection from a remote system or partition.

The local system or partition disconnected from a remote system or partition due to an failure in a Licensed Internal Code virtualized bus unit. Licensed Internal Code will attempt to recover from the error. Possible causes are:

- Licensed Internal Code problem where the local bus unit is offline.
- Licensed Internal Code problem where the remote bus unit is offline.

On the local system or partition, examine the SAL or the serviceable event view. Look for HSL Opticonnect

failures that occurred at approximately the same time as this error.

Examine the remote system or partition for problems. On the remote system or partition, examine the SAL or the serviceable event view. Look for HSL Opticonnect problems that occurred at approximately the same time as this error.

Collect all the Product Activity Log information for this failure on all systems and partitions on this RIO or HSL loop. Be sure to record all words in the SRCs. Contact your next level of support.

### Failing Item

- [SVCDOCS](#)
- [LICCODE](#)

---

#### B70069CF

**Explanation:**

Platform LIC detected an error.

**Response**

Abnormal or unexpected HSL OptiConnect disconnection from a remote system or partition.

Licensed Internal Code internal error. All systems participating in HSL OptiConnect will be disconnected. You must re-IPL the system to recover. Before re-IPL'ing the system, start a platform dump.

On the local system or partition, after getting the dump, examine the SAL or the serviceable event view. Look for HSL Opticonnect failures that occurred at approximately the same time as this error.

Examine the remote systems or partitions for problems. On the remote systems or partitions, examine the SAL or the serviceable event view. Look for HSL Opticonnect problems that occurred at approximately the same time as this error.

Collect all the PAL information for this failure on all systems and partitions on this RIO or HSL loop. Be sure to record all words in the SRCs. Contact your next level of support.

### Failing Item

- [SVCDOCS](#)
- [LICCODE](#)

---

#### B70069E1

**Explanation:**

Host Channel Adapter (HCA) failure.

**Response:**

The 12X Host Channel Adapter has failed.

### Failing Item

- [HCA](#)

---

#### B70069E3

**Explanation:**

System log entry only, no service action required.

**Response:**

Part of the HCA chip failed but was not terminating. When thresholded, these errors will result in a B70069E1.

---

#### B70069E4

**Explanation:**

An invalid 12X configuration was detected.

**Response:**

An error was detected in the 12X fabric. Have the customer check for problems reported at the IBM Network Manager. This includes cases such as path migration, etc.

### Failing Item

- [SVCDOCS](#)

---

#### B70069E5

**Explanation:**

System log entry only, no service action required.

**Response:**

A 12X communications error occurred. Unrecognized command from Subnet Manager. Does not require service.

---

#### B70069E6

**Explanation:**

System log entry only, no service action required.

**Response:**

The cable connection to the 12X switch is broken. Verify that the cable is connected and the switch is powered on. After repairing the problem, verify that the connection has been restored by using the IBM Network Manager. Does not require service.

---

#### B70069E7

**Explanation:**

System log entry only, no service action required.

**Response:**

The cable connection to the 12X switch has been restored. No service action required.

---

#### B70069E9

**Explanation:**

System log entry only, no service action required.

**Response:**

Initial communication has occurred with the Subnet Manager. No service action required. The CEC and switch firmware are now communicating.

---

**B70069EA**

**Explanation:**

System log entry only, no service action required.

**Response:**

Subnet Manager connection is established. No service action required.

---

**B70069EB**

**Explanation:**

User intervention required.

**Response:**

A 12X configuration error was detected by the HCA. Verify that the 12X configuration is correct at the HCA. The Port 1 and 2 configurations conflict.

**Failing Item**

- [SVCDPCS](#)

---

**B7006A10**

**Explanation:**

Insufficient SR-IOV resources available.

---

**B7006A20**

**Explanation:**

Invalid/Unsupported Hardware configuration detected.

**Response**

The four rightmost characters of word 4 of the system reference code (SRC) represent the program reference code (PRC), which may identify the invalid/unsupported configuration detected. Find the PRC in the following list to find the problem description and the action to perform.

- PRC 4149: The PCIe3 cable adapter at the location identified is attached to an incompatible PCIe3 I/O expansion drawer module. The PCIe cable adapter is a more recent version.
- PRC 4152: The PCIe3 expansion drawer cable at the location identified is incompatible with the PCIe3 cable adapter and PCIe I/O expansion drawer module which the cable connects.
- PRC 4156: The PCIe3 cable adapter at the location identified is attached to an incompatible PCIe3 I/O expansion drawer module. The PCIe I/O expansion drawer module is a more recent version.

- Any other PRC: Work with IBM support to determine the unsupported HW configuration.

**Failing Item**

- [SVCDPCS](#)

---

**B7006A22**

**Explanation:**

A PCI-E Switch had a recoverable failure. However, all downstream I/O had to be failed during recovery. Recovery for the PCI-E Switch failure is being attempted. If the recovery is successful, no other SRC is logged.

**Response:**

Once the PCI-E switch is recovered, the downstream I/O adapters should recover. The partition/application associated with the failed downstream I/O may have to be restarted.

**Failing Item**

- [SVCDPCS](#)

---

**B7006A23**

**Explanation:**

PCI-E Switch recovery failure. All downstream I/O is failed.

**Response**

Exhaustive attempts to recover the PCI-E Switch failed.

If there are AIX/LINUX errors logged against I/O Adapters on this switch, do not replace any I/O Adapter hardware. This SRC is the root cause.

Work with your service provider to collect error logs. Then work with the FRU list in the Serviceable Event View if there is one; otherwise, use the FRU list documented here to determine the parts to exchange. After the FRU has been replaced, the partition/application associated with the failed downstream I/O may have to be restarted.

**Failing Item**

- [PCIE\\_SW](#)
- [PCICARD](#)

---

**B7006A24**

**Explanation:**

PCI-E Switch failure. All downstream I/O is failed.

**Response:**

Collect error logs, informational logs, and configuration data associated with I/O adapters below the PCI-E

Switch. Replace the PCI-E Switch FRU, and send the failed FRU along with the collected data to IBM for fault analysis.

### Failing Item

- [PCIE\\_SW](#)

---

#### B7006A26

##### Explanation:

PCI-E Switch may not have been provisioned correctly.

##### Response

This is a serviceable event only if this error appears in a serviceable event view.

If this is a serviceable event, work with the FRU list in the serviceable event view if there is one. Otherwise, use the FRU list documented in the Failing Items list to determine the parts to exchange.

If the system did not log this error as a serviceable event, then no service action is required.

### Failing Item

- [PCIE\\_SW](#)

---

#### B7006A28

##### Explanation:

PCI-E Switch had a correctable error, Downstream I/O is not affected.

---

#### B7006A2A

##### Explanation:

PCI-E Switch downstream I/O bus had a recoverable failure. A downstream I/O Adapter may be failed.

##### Response

Check the Serviceable Event view for other SRCs logged at approximately the same time as this SRC, and perform the actions indicated for those SRCs.

If no other SRC was logged, then the PCI-E Switch recovery was successful.

In either case, determine if any downstream I/O Adapters are in failed states and to which partitions they belong. The partition/application associated with the failed downstream I/O may have to be restarted.

### Failing Item

- [PCICARD](#)
- [PCIE\\_SW](#)

---

#### B7006A2B

##### Explanation:

PCI-E Switch downstream bus had recoverable failure, but has reached the threshold of recovery attempts. The Downstream I/O Adapter is failed.

##### Response:

Collect error logs, informational logs, and configuration data associated with I/O Adapters below the PCI-E Switch. Work with the FRU list in the Serviceable Event View if there is one, otherwise, use the FRU list documented here to determine the parts to exchange. After the FRU has been replaced, the partition/application associated with the failed downstream I/O may have to be restarted.

### Failing Item

- [PCICARD](#)
- [PCIE\\_SW](#)

---

#### B7006A30

##### Explanation:

This reference code indicates that a PCI-E bus internal connection initialized to a lower bus configuration than expected. The bus is operational but operating at a bandwidth below its rated capacity. This may lead to degraded I/O throughput.

##### Response:

If this event appears in a serviceable event view, work with the failing item list found there. If this event does not appear in a serviceable event view, no service action is required.

### Failing Item

- [PCIE\\_SW](#)

---

#### B7006A72

##### Explanation:

IO downstream from a PCI-E Host Bridge (PHB) has been experiencing recoverable errors in a volume which exceeds an expected threshold.

##### Response

No immediate action is necessary. There are two repair actions recommended prior to replacing hardware identified by the FRU list. At the earliest convenient time or service window complete the following actions. If performing these repair actions resolves the problem, there is no need to consider the additional FRUs in the FRU list. If the same SRC is logged again as a serviceable event identifying the same location code after these repair actions have been completed, continue to the additional FRUs in the FRU list.

If you have recently completed the first of these actions for the failing FRU, continue to the second



action. If you have recently completed both of these actions for the failing FRU, continue to the next item in the FRU list.

Reseat the IO adapter(s) at the location provided for the failing FRU. This will require a system power down for FRUs which are not hot-pluggable PCI adapters.

- If there is no location information provided, continue to the FRU list.
- If the location provided is for a single embedded or PCI adapter location, reseat the adapter at that location.
- If the location provided is for a FRU with multiple adapters plugged into it, such as an IO backplane, reseat each of the adapters plugged into the FRU at the location code provided.

Update the firmware on the adapter.

- If the location provided is for a single embedded or PCI adapter location, check for adapter firmware updates. Apply the update if one is available.
- If the location provided is for a FRU with multiple adapters plugged into it, check for adapter firmware updates for each of the adapters plugged into the FRU at the location code provided. Apply the updates if any are available.

## Failing Item

- [SVCDOCS](#)
- [PCICARD](#)
- [BACKPLN](#)
- [PROCPHB](#)

---

### B7006A74

#### Explanation:

IO downstream from a PCI-E Host Bridge (PHB) has been experiencing recoverable errors in a volume which exceeds an expected threshold.

#### Response:

Work with the FRU list in the serviceable event view if there is one, otherwise use the FRU list documented here to determine the parts to exchange. The PCICARD and PCIEXTN FRUs can be replaced in the same repair action.

## Failing Item

- [PCICARD](#)
- [PCIEXTN](#)
- [DRWRMOD](#)
- [AOCABLE](#)
- [PROCPHB](#)

- [BACKPLN](#)

---

### B7006A76

#### Explanation:

A PCIe link failed to train to a slot in a PCIe3 I/O expansion drawer.

#### Response:

Work with the FRU list in the serviceable event view if there is one, otherwise use the FRU list documented here to determine the parts to exchange. The FRU list in the serviceable event may have two PCICARD callouts as the first and second FRU callouts. The first PCICARD is for the adapter in the slot within the I/O expansion drawer. The second PCICARD is for the PCIe3 cable adapter used to extend the PCIe link from the system to a PCIe3 I/O expansion drawer. The PCICARD and PCIEXTN FRUs can be replaced in the same repair action.

## Failing Item

- [PCICARD](#)
- [PCIEXTN](#)
- [DRWRMOD](#)
- [AOCABLE](#)
- [PROCPHB](#)
- [BACKPLN](#)

---

### B7006A80

#### Explanation:

Failure of a PCIe3 cable path from the system to a PCIe3 I/O expansion drawer was detected.

#### Response:

Work with the FRU list in the serviceable event view if there is one, otherwise use the FRU list documented here to determine the parts to exchange.

## Failing Item

- [AOCABLE](#)

---

### B7006A81

#### Explanation:

A lane sparing operation was performed on a PCIe3 expansion drawer cable running from the system to a PCIe3 I/O expansion drawer.

---

### B7006A82

#### Explanation:

A misconfigured PCIe3 cable path from the system to a PCIe3 I/O expansion drawer was detected.

#### Response:

Work with the FRU list in the serviceable event view if there is one, otherwise use the FRU list documented here to determine the parts to exchange.

### Failing Item

- [MEXIP07](#)
- [AOCABLE](#)
- [DRWRMOD](#)

---

#### B7006A83

##### Explanation:

A misconfigured PCIe3 cable path from the system to a PCIe3 I/O expansion drawer was detected when exiting a Concurrent Maintenance operation.

##### Response:

Work with the FRU list in the serviceable event view if there is one, otherwise use the FRU list documented here to determine the parts to exchange.

### Failing Item

- [MEXIP07](#)
- [DRWRMOD](#)

---

#### B7006A84

##### Explanation:

A failure of a PCIe3 cable adapter used to extend the PCIe link from the system to a PCIe3 I/O expansion drawer was detected.

##### Response:

Work with the FRU list in the serviceable event view if there is one, otherwise use the FRU list documented here to determine the parts to exchange.

### Failing Item

- [PCICARD](#)
- [PCIEXTN](#)

---

#### B7006A85

##### Explanation:

The firmware is unable to communicate with the transceiver module on the PCIe3 cable adapter. The PCIe3 cable adapter is used to extend a PCIe link from the system to a PCIe3 I/O expansion drawer.

##### Response:

Work with the FRU list in the serviceable event view if there is one, otherwise use the FRU list documented here to determine the parts to exchange.

### Failing Item

- [AOCABLE](#)

- [PCICARD](#)
- [PCIEXTN](#)

---

#### B7006A86

##### Explanation:

A CXP transceiver module Power Good fault was detected. This transceiver is used to extend the PCIe link from the system to a PCIe3 I/O expansion drawer.

##### Response:

Work with the FRU list in the serviceable event view if there is one, otherwise use the FRU list documented here to determine the parts to exchange.

### Failing Item

- [PCICARD](#)
- [PCIEXTN](#)
- [AOCABLE](#)

---

#### B7006A87

##### Explanation:

A bad Field Programmable Gate Array (FPGA) status was detected in a PCIe3 I/O expansion drawer module.

##### Response:

Work with the FRU list in the serviceable event view if there is one, otherwise use the FRU list documented here to determine the parts to exchange.

### Failing Item

- [DRWRMOD](#)

---

#### B7006A88

##### Explanation:

The control path on the PCIe link is not trained.

##### Response:

Work with the FRU list in the serviceable event view if there is one, otherwise use the FRU list documented here to determine the parts to exchange.

### Failing Item

- [AOCABLE](#)
- [PCICARD](#)
- [PCIEXTN](#)
- [DRWRMOD](#)

---

#### B7006A89

##### Explanation:

Unable to communicate with transceiver module in one of the I/O modules of a PCIe3 I/O expansion drawer.

**Response:**

Work with the FRU list in the serviceable event view if there is one, otherwise use the FRU list documented here to determine the parts to exchange.

**Failing Item**

- [AOCABLE](#)
- [DRWRMOD](#)

**B7006A8A****Explanation:**

A CXP transceiver module presence or power good fault was detected on the PCIe3 I/O expansion drawer module side of the PCIe3 expansion drawer cable.

**Response:**

Work with the FRU list in the serviceable event view if there is one, otherwise use the FRU list documented here to determine the parts to exchange.

**Failing Item**

- [DRWRMOD](#)
- [AOCABLE](#)

**B7006A8B****Explanation:**

A PCIe Bus is running degraded (or potentially failed) to a PCIe3 I/O expansion drawer.

**Response:**

Work with the FRU list in the serviceable event view if there is one, otherwise use the FRU list documented here to determine the parts to exchange. The PCICARD and PCIEXTN FRUs can be replaced in the same repair action.

**Failing Item**

- [PCICARD](#)
- [PCIEXTN](#)
- [DRWRMOD](#)
- [AOCABLE](#)
- [PROCPHB](#)
- [BACKPLN](#)

**B7006A8C****Explanation:**

A PCIe3 cable adapter and the PCIe3 I/O expansion drawer module Field Programmable Gate Array (FPGA) firmware versions do not match.

**B7006A8D****Explanation:**

A PCIe3 cable adapter Field Programmable Gate Array (FPGA) was reset by hardware.

**B7006A8E****Explanation:**

A PCIe3 I/O expansion drawer module Field Programmable Gate Array (FPGA) was reset by hardware.

**B7006A8F****Explanation:**

PCIe link width degraded as detected by cable path health check.

**B7006A90****Explanation:**

A PCIe3 I/O expansion drawer module bus reset threshold has been reached.

**Response:**

Work with the FRU list in the serviceable event view if there is one, otherwise use the FRU list documented here to determine the parts to exchange.

**Failing Item**

- [DRWRMOD](#)
- [DRWRMC](#)

**B7006A91****Explanation:**

The PCIe3 I/O expansion drawer module detected a retimer fault.

**Response:**

Work with the FRU list in the serviceable event view if there is one, otherwise use the FRU list documented here to determine the parts to exchange.

**Failing Item**

- [DRWRVRM](#)
- [DRWRMOD](#)

**B7006A92****Explanation:**

A bus timeout occurred while attempting to communicate to the PCIe3 cable adapter Field Programmable Gate Array (FPGA).

**Response:**

Work with the FRU list in the serviceable event view if there is one, otherwise use the FRU list documented here to determine the parts to exchange.

**Problem determination:**

Find the location code for the PCIe3 cable adapter (Un-Px-Cy-Cz) in the serviceable event view for the field-replaceable unit (FRU) associated with this

reference code callout. If a PCIe3 cable adapter location code exists in this format, check the serviceable event view for other serviceable events with a system reference code of B1xxxxxx which callout the PCIe extender (Un-Px-Cy). If a serviceable event is found, follow the service procedures for that event. If no serviceable event is found or if no location code exists in this format, continue with the next FRU in the FRU list.

### Failing Item

- [SVCDOCS](#)
- [PCICARD](#)
- [PCIEXTN](#)

---

#### B7006A93

**Explanation:**

No trained control path links exist on the PCIe bus running over the expansion drawer cable pair.

**Response:**

Work with the FRU list in the serviceable event view if there is one, otherwise use the FRU list documented here to determine the parts to exchange.

### Failing Item

- [MEXIP07](#)
- [DRWRMOD](#)
- [PCICARD](#)
- [PCIEXTN](#)

---

#### B7006A94

**Explanation:**

The PCIe3 I/O expansion drawer chassis management card (CMC) is not ready.

---

#### B7006A95

**Explanation:**

The chassis management card (CMC) has detected a fault.

**Response:**

Work with the FRU list in the serviceable event view if there is one, otherwise use the FRU list documented here to determine the parts to exchange.

### Failing Item

- [DRWRMC](#)
- [DRWRMOD](#)
- [DRWRMID](#)

---

#### B7006A96

**Explanation:**

Unsupported PCIe3 I/O expansion drawer module type detected.

**Response:**

Work with the FRU list in the serviceable event view if there is one, otherwise use the FRU list documented here to determine the parts to exchange.

### Failing Item

- [MEXIP01](#)
- [DRWRMOD](#)

---

#### B7006A97

**Explanation:**

PCIe3 I/O expansion drawer main power is off when not expected.

**Response:**

Work with the FRU list in the serviceable event view if there is one, otherwise use the FRU list documented here to determine the parts to exchange.

### Failing Item

- [MEXIP03](#)
- [DRWRMOD](#)

---

#### B7006A98

**Explanation:**

The service path between the PCIe3 cable adapter and the chassis management card (CMC) in a PCIe3 expansion drawer is missing.

**Response:**

Work with the FRU list in the serviceable event view if there is one, otherwise use the FRU list documented here to determine the parts to exchange.

### Failing Item

- [MEXIP02](#)
- [DRWRMOD](#)

---

#### B7006A99

**Explanation:**

An unmasked CXP Transceiver Module alarm was detected. This transceiver is used to extend the PCIe link from the system to a PCIe3 I/O expansion drawer.

---

#### B7006A9A

**Explanation:**

An unsupported operation has been attempted against a PCIe3 cable adapter.

**Response:**

Reconfigure the LPAR to remove the subject slot or perform I/O slot Concurrent Maintenance to

remove the identified PCIe3 Cable Adapter before re-attempting the original operation (IPL or slot power control).

---

**B7006A9B****Explanation:**

An unsupported PCIe3 cable adapter configuration was detected.

**Response:**

Work with the FRU list in the serviceable event view if there is one, otherwise use the FRU list documented here to determine the parts to exchange.

**Failing Item**

- [PCICARD](#)
- [PCIEXTN](#)

---

**B7006A9C****Explanation:**

A PCIe path to the PCIe3 I/O expansion drawer experienced a recoverable event.

---

**B7006A9D****Explanation:**

A misconfigured PCIe3 cable path from the system to a PCIe3 I/O expansion drawer was detected.

**Response:**

Work with the FRU list in the serviceable event view if there is one, otherwise use the FRU list documented here to determine the parts to exchange.

**Failing Item**

- [MEXIP07](#)
- [AOCABLE](#)
- [PCICARD](#)
- [PCIEXTN](#)

---

**B7006A9E****Explanation:**

PCIe3 I/O expansion drawer main power in unexpected state during IPL.

**Response:**

Work with the FRU list in the serviceable event view if there is one, otherwise use the FRU list documented here to determine the parts to exchange.

**Failing Item**

- [MEXIP04](#)
- [DRWRMOD](#)

---

**B7006A9F****Explanation:**

Mismatched or unavailable PCIe3 I/O expansion drawer module VPD detected.

**Response:**

Work with the FRU list in the serviceable event view if there is one, otherwise use the FRU list documented here to determine the parts to exchange.

**Failing Item**

- [MEXIP05](#)
- [DRWRMOD](#)

---

**B7006AA0****Explanation:**

A misconfigured PCIe3 cable path from the system to a PCIe3 I/O expansion drawer was detected.

**Response:**

Work with the FRU list in the serviceable event view if there is one, otherwise use the FRU list documented here to determine the parts to exchange.

**Failing Item**

- [MEXIP07](#)
- [DRWRMOD](#)

---

**B7006AA1****Explanation:**

A misconfigured PCIe3 cable path from the system to a PCIe3 I/O expansion drawer was detected.

**Response:**

Work with the FRU list in the serviceable event view if there is one, otherwise use the FRU list documented here to determine the parts to exchange.

**Failing Item**

- [MEXIP07](#)
- [DRWRMOD](#)
- [PCICARD](#)
- [PCIEXTN](#)

---

**B7006AA2****Explanation:**

A misconfigured PCIe3 cable path from the system to a PCIe3 I/O expansion drawer was detected.

**Response:**

Work with the FRU list in the serviceable event view if there is one, otherwise use the FRU list documented here to determine the parts to exchange.

## Failing Item

- [MEXIP07](#)
- [AOCABLE](#)

---

### B7006AA3

#### Explanation:

A misconfigured PCIe3 cable path from the system to a PCIe3 I/O expansion drawer was detected when exiting a Concurrent Maintenance operation.

#### Response:

Work with the FRU list in the serviceable event view if there is one, otherwise use the FRU list documented here to determine the parts to exchange.

## Failing Item

- [MEXIP07](#)
- [AOCABLE](#)
- [DRWRMOD](#)

---

### B7006AA4

#### Explanation:

The PCIe3 I/O expansion drawer experienced a recoverable failure.

---

### B7006AA5

#### Explanation:

The PCIe3 I/O expansion drawer connection has recovered from a thermal overtemp condition.

---

### B7006AA6

#### Explanation:

A CXP transceiver module connected to a PCIe3 cable adapter has reported an overtemp thermal alarm. This transceiver is used to extend the PCIe link from the system to a PCIe3 I/O expansion drawer.

#### Response:

Work with the FRU list in the serviceable event view if there is one, otherwise use the FRU list documented here to determine the parts to exchange.

## Failing Item

- [MEXIP08](#)
- [PCICARD](#)
- [AOCABLE](#)

---

### B7006AA7

#### Explanation:

A CXP transceiver module connected to a PCIe3 I/O expansion drawer module has reported an overtemp thermal alarm. This transceiver is used to extend the PCIe link from the system to a PCIe3 I/O expansion drawer.

#### Response:

Work with the FRU list in the serviceable event view if there is one, otherwise use the FRU list documented here to determine the parts to exchange.

## Failing Item

- [MEXIP08](#)
- [DRWRMOD](#)
- [AOCABLE](#)

---

### B7006AA8

#### Explanation:

A Reset Link operation has been initiated from the PCIe Hardware Topology.

---

### B7009001

#### Explanation:

The active trusted platform module may have failed. Operations depending upon the trusted platform module will switch to use the backup trusted platform module.

## Response

Remote trusted attestation may require re-enrollment of the trusted platform module.

Look for other errors in the serviceable event view which call out the trusted platform module and follow the repair actions for these errors.

## Failing Item

- [SVCDOCS](#)

---

### B7009002

#### Explanation:

The trusted platform module may have failed.

## Response

The system will continue to run, but operations requiring trusted platform module functionality may fail until the trusted platform module is repaired. Examples of operations which may fail include system IPL, concurrent firmware updates, partition boot, and remote trusted attestation.

Trusted platform module required mode may be disabled from ASMI to allow continued use of these operations without secure boot protections and without the remote trusted attestation capability.

Look for other errors in the serviceable event view which call out the trusted platform module and follow the repair actions for these errors.

### Failing Item

- [SVCDOCS](#)

---

#### B7009003

**Explanation:**

The firmware managing the trusted platform module has detected an error.

**Response:**

Work with the FRU list in the serviceable event view if there is one, otherwise use the FRU list documented here to determine the parts to exchange.

### Failing Item

- [LICCODE](#)
- [TPMCARD](#)

---

#### B7009004

**Explanation:**

The Power Hypervisor detected an integrity problem with the firmware image being loaded.

**Response:**

Obtain a new firmware image. If the failure occurred during a concurrent firmware update, retry the operation using the new firmware image. If the failure occurred during a system IPL or a partition boot, update the server firmware and retry the failed operation.

### Failing Item

- [SVCDOCS](#)

---

#### B7009005

**Explanation:**

A new trusted platform module firmware image is available. The updated trusted platform module firmware image will be applied on the next system IPL.

---

#### B7009006

**Explanation:**

A new trusted platform module firmware image has been applied. The system will automatically re-IPL the system.

---

#### B7009007

**Explanation:**

The trusted platform module logs have filled. Remote trusted attestation validation will no longer succeed.

**Response:**

The trusted platform module logs must be cleared with a system IPL to allow remote trusted attestation validation to succeed.

### Failing Item

- [SVCDOCS](#)

---

#### B7009008

**Explanation:**

A trusted platform module firmware image update has failed.

**Response:**

Work with the FRU list in the serviceable event view if there is one, otherwise use the FRU list documented here to determine the parts to exchange.

### Failing Item

- [TPMCARD](#)

---

#### B7009009

**Explanation:**

A trusted platform module may be failing.

**Response:**

Work with the FRU list in the serviceable event view if there is one, otherwise use the FRU list documented here to determine the parts to exchange.

### Failing Item

- [TPMCARD](#)

---

#### B700900A

**Explanation:**

The Power Hypervisor detected an integrity problem with the firmware image being loaded from the firmware side not currently running.

**Response:**

The system will continue to run with the currently loaded firmware side. If the firmware side is changed, the system may fail to IPL with an integrity problem. To correct the problem with the firmware image loaded from the firmware side not currently running, obtain a new firmware image and update the system.

---

#### B700900B

**Explanation:**

The Power Hypervisor detected a predictive TPM failure.

**Response:**

Work with the FRU list in the serviceable event view if there is one, otherwise use the FRU list documented here to determine the parts to exchange.

## Failing Item

- [TPMCARD](#)

---

### B7009020

**Explanation:**

System log event for Power Hypervisor secure storage. Informational only, no service action required.

---

### B7009021

**Explanation:**

The Power Hypervisor experienced a failure manipulating data in secure storage.

**Response:**

Check the Serviceable Event view for other Serviceable Events logged at approximately the same time as this event, and perform the actions indicated for those Serviceable Events. If there are no Serviceable Events or if the actions indicated by other Serviceable Events have already been completed and the problem persists, work with the failing item list for this Serviceable Event.

## Failing Item

- [SVCDOCS](#)
- [LICCODE](#)

---

### B7009022

**Explanation:**

The Power Hypervisor experienced a redundancy failure related to secure storage.

**Response:**

Check the Serviceable Event view for other Serviceable Events logged at approximately the same time as this event, and perform the actions indicated for those Serviceable Events. If there are no Serviceable Events or if the actions indicated by other Serviceable Events have already been completed and the problem persists, work with the failing item list for this Serviceable Event.

## Failing Item

- [SVCDOCS](#)
- [LICCODE](#)

---

### B7009900

**Explanation:**

(N/A for external service docs).

---

### B7009901

**Explanation:**

(N/A for external service docs).

---

### B7009902

**Explanation:**

(N/A for external service docs).

---

### B7009904

**Explanation:**

(N/A for external service docs).

---

### B7009905

**Explanation:**

(N/A for external service docs).

---

### B7009906

**Explanation:**

(N/A for external service docs).

---

### B7009907

**Explanation:**

(N/A for external service docs).

---

### B700990F

**Explanation:**

(N/A for external service docs).

---

### B7009999

**Explanation:**

(N/A for external service docs).

---

### B70099FF

**Explanation:**

(N/A for external service docs).

---

### B700BA01

**Explanation:**

During analysis of a previous serviceable error, a request to activate a FRU Fault indicator was not successful.

**Response:**

Look in the serviceable event view to determine the location of the FRU associated with the FRU Fault Indicator activate failure. If the problem persists after the FRU has been replaced, contact your next level of support.

## Failing Item

- [SVCDOCS](#)

---

### B700BA02

**Explanation:**

Unexpected SRC found in Error Analysis processing.

## Failing Item

- [LICCODE](#)

---

### B700BAD1

**Explanation:**



Platform firmware detected an error.

## Response

Platform firmware detected unexpected or not valid data returned from non-platform firmware.

Contact your next level of support.

## Failing Item

- [NEXTLVL](#)

---

### B700BAD2

#### Explanation:

Platform firmware detected a condition which may impact error reporting to a partition.

#### Response:

Collect the error logs and contact your next level of support.

## Failing Item

- [NEXTLVL](#)

---

### B700BAFD

#### Explanation:

Task flight recorder data logged prior to wrapping. No service action is required.

---

### B700CA00

#### Explanation:

A coherently attached accelerator has encountered an error condition that does not disrupt its normal operation.

---

### B700CA10

#### Explanation:

A coherently attached accelerator has encountered an error condition.

#### Response:

Collect the error logs and contact your next level of support.

## Failing Item

- [SVCDOCS](#)

---

### B700CA20

#### Explanation:

A coherently attached accelerator has encountered an error condition.

#### Response:

One or more resource dumps may have been initiated. Collect these for analysis. Work with the FRU list in the serviceable event view if there is one, otherwise use

the FRU list documented here to determine the parts to exchange.

## Failing Item

- [PCICARD](#)
- [PROCPHB](#)
- [BACKPLN](#)

---

### B700CA21

#### Explanation:

A coherently attached accelerator has encountered an error condition.

#### Response:

One or more resource dumps may have been initiated. Collect these for analysis. Work with the FRU list in the serviceable event view if there is one, otherwise use the FRU list documented here to determine the parts to exchange. The FRU list in the serviceable event may have two PCICARD callouts. The first PCICARD is for the adapter in the slot within the PCIe3 I/O expansion drawer. The second PCICARD is for the PCIe3 cable adapter used to extend the PCIe link from the system to a PCIe3 I/O expansion drawer.

## Failing Item

- [PCICARD](#)
- [AOCABLE](#)
- [DRWRMOD](#)
- [PROCPHB](#)
- [BACKPLN](#)

---

### B700CA80

#### Explanation:

A coherently attached accelerator has encountered an error condition.

#### Response:

One or more resource dumps may have been initiated. Collect these for analysis. Work with the FRU list in the serviceable event view if there is one, otherwise use the FRU list documented here to determine the parts to exchange.

## Failing Item

- [PROCPHB](#)

---

### B700CA81

#### Explanation:

A coherently attached accelerator has encountered an error condition.

#### Response:

One or more resource dumps may have been initiated. Collect these for analysis. Work with the FRU list in the serviceable event view if there is one, otherwise use the FRU list documented here to determine the parts to exchange.

## Failing Item

- [PCICARD](#)

---

### B700CA82

#### Explanation:

A coherently attached accelerator has encountered an error condition.

#### Response:

One or more resource dumps may have been initiated. Collect these for analysis. Work with the FRU list in the serviceable event view if there is one, otherwise use the FRU list documented here to determine the parts to exchange.

## Failing Item

- [PCICARD](#)
- [PROCPHB](#)
- [BACKPLN](#)

---

### B700CA83

#### Explanation:

A coherently attached accelerator has encountered an error condition.

#### Response:

One or more resource dumps may have been initiated. Collect these for analysis. Work with the FRU list in the serviceable event view if there is one, otherwise use the FRU list documented here to determine the parts to exchange. The FRU list in the serviceable event may have two PCICARD callouts. The first PCICARD is for the adapter in the slot within the PCIe3 I/O expansion drawer. The second PCICARD is for the PCIe3 cable adapter used to extend the PCIe link from the system to a PCIe3 I/O expansion drawer.

## Failing Item

- [PCICARD](#)
- [AOCABLE](#)
- [DRWRMOD](#)
- [PROCPHB](#)
- [BACKPLN](#)

---

### B700F103

#### Explanation:

Platform LIC failure.

## Response

Work with the FRU list on the serviceable event view if there is one, otherwise, use the FRU list documented here to determine the parts to exchange.

The platform LIC detected an internal problem.

Collect all the SRC words and the platform system dump, then contact your next level of support.

## Failing Item

- [LICCODE](#)

---

### B700F104

#### Explanation:

Operating System error.

## Response

Platform Licensed Internal Code terminated a partition.

If SRC word 3 is 0018, then a user may have initiated a function 22 prior to the operating system completing the IPL. If a function 22 was not performed, or if SRC word 3 is not 0018, look for other serviceable errors which occurred at same time frame.

If SRC word 3 is 0017, it means that during partition mobility an unrecoverable error occurred after the partition had resumed on the target system. Close this problem and look for other serviceable errors that occurred around the same time. Perform any actions indicated to resolve those errors.

If SRC word 3 is 0007 or 0009, then the failing partition received a Machine Check without having a Machine Check handler enabled. This could be due to the Machine Check occurring while the partition was in an IPL. If an IPL was not in progress, or word 3 is different, look for other serviceable errors which occurred at approximately the same time, and contact your next level of support.

## Failing Item

- [SVCDOCS](#)

---

### B700F105

#### Explanation:

Platform LIC detected an error.

## Response

The platform LIC detected an internal problem.

Collect all the SRC words and the platform system dump, then contact your next level of support.

### Failing Item

- [NEXTLVL](#)

---

#### B700F106

**Explanation:**

Platform LIC detected an error.

**Response**

The system will terminate.

Collect all the SRC words and then contact your next level of support.

### Failing Item

- [ANYPROC](#)
- [NEXTLVL](#)

---

#### B700F107

**Explanation:**

Dynamic replacement of checkstopped processor failed.

**Response:**

Collect all the SRC words and then contact your next level of support.

### Failing Item

- [NEXTLVL](#)

---

#### B700F108

**Explanation:**

A firmware error caused the system to terminate.

**Response:**

Collect all the SRC words and the platform system dump, and then contact your next level of support.

**Problem determination:**

Perform a platform dump.

### Failing Item

- [SVCDOCS](#)
- [NEXTLVL](#)

---

#### B700F10A

**Explanation:**

Platform LIC detected an error.

**Response:**

Look for errors with SRCs of the form B1xx xxxx in the Serviceable Event View. Work those errors first. If

that does not correct the problem, collect all the SRC words and the platform system dump, then contact your next level of support.

### Failing Item

- [SVCDOCS](#)

---

#### B700F10B

**Explanation:**

A resource has been disabled due to hardware problems.

**Response**

The platform detected a problem with a processor. The processor is not functional.

Work with the FRU list in the serviceable event view if there is one, otherwise contact your next level of support.

### Failing Item

- [SVCDOCS](#)

---

#### B700F10C

**Explanation:**

The platform LIC detected an internal problem performing Partition Mobility.

**Response:**

Collect all the SRC words and the platform system dump, then contact your next level of support.

### Failing Item

- [NEXTLVL](#)

---

#### B700F120

**Explanation:**

Platform firmware detected an error.

**Response:**

The platform is unable to support the requested architecture options requested by the operating system via `ibm,client-architecture-support` interface.

---

#### B700F121

**Explanation:**

There are insufficient general-purpose processor cores available to activate the partition. Power IFL (Integrated Facility for Linux) processor cores cannot be used to activate this type of partition.

**Response:**

Reduce the overall usage of general-purpose processor cores to allow this partition to boot or reduce the desired resources specified for this

partition. See [Power Integrated Facility for Linux](#) for additional information.

---

**B700F124****Explanation:**

A performance data collection error has occurred.

**Response:**

If this event appears in a serviceable event view, work with the failing item list found there. If this event does not appear in a serviceable event view, no service action is required.

**Failing Item**

- [LICCODE](#)

---

**B700F130****Explanation:**

Thermal Power Management Device firmware error was detected.

**Response:**

Check for server firmware updates and install them, if available. If that does not resolve the problem, contact your next level of support.

**Failing Item**

- [LICCODE](#)

---

**B700F142****Explanation:**

Hypervisor informational log.

---

**B700FFFF****Explanation:**

Platform LIC detected an error.

**Response**

The platform LIC detected an internal problem.

## (B9xx) Reference codes

---

A B9xx reference code indicates that an event or error was detected and logged by the IBM i operating system.

---

**B9003000****Explanation**

Unexpected exception in QINITT before ICO exists.

This SRC is an IBMi software event. If this SRC was reported as a serviceable event or if this SRC appears on the IBMi LPAR's panel then report the SRC as an IBMi software problem.

**Problem determination:**

Collect all the SRC words and the platform system dump, then contact your next level of support.

**Failing Item**

- [SVCDOCS](#)

---

**B7881201****Explanation:**

During Power Hypervisor Initial Program Load (IPL), a problem was detected with the real-time hardware clock setting. The system IPL has been stopped.

**Response:**

Power down the system. A control panel function code 8 (fast power off) or ASMI immediate power off may be required to power off the system. With the system powered off, use the ASMI System Configuration -> Time of Day menu to correct the Time of Day for the system and then power on the system. If the system is powered on before the real-time hardware clock setting is corrected, an incorrect time may be provided to the logical partitions. Check the Serviceable Event view for events indicating Real Time Clock failures and perform the actions indicated for those Serviceable Events if any are found.

---

**B7881224****Explanation:**

During Power Hypervisor Initial Program Load (IPL), a problem was detected with the real-time hardware clock setting. The system IPL has continued and the system time has been set to the epoch time.

**Response:**

If logical partitions are powered on, the partition time settings may be incorrect. It is recommended to power down the system and use ASMI to set the correct Time of Day for the system before powering on logical partitions.

If there is a console message then perform any actions given in the console message associated with this SRC.

---

**B9003001****Explanation**

Error in interface to console from QINITT.

This SRC is an IBMi software event. If this SRC was reported as a serviceable event or if this SRC appears

on the IBMi LPAR's panel then report the SRC as an IBMi software problem.

**Problem determination:**

Perform any actions given in the console message associated with this SRC.

---

**B9003004**

**Explanation**

Wait time-out on 'console available' event.

This SRC is an IBMi software event. If this SRC was reported as a serviceable event or if this SRC appears on the IBMi LPAR's panel then report the SRC as an IBMi software problem.

**Problem determination:**

If there is a console message then perform any actions given in the console message associated with this SRC.

---

**B9003005**

**Explanation**

Error in interface to console from INT1 program.

This SRC is an IBMi software event. If this SRC was reported as a serviceable event or if this SRC appears on the IBMi LPAR's panel then report the SRC as an IBMi software problem.

**Problem determination:**

Perform any actions given in the console message associated with this SRC.

---

**B9003007**

**Explanation**

Unexpected exception in INT1 program.

This SRC is an IBMi software event. If this SRC was reported as a serviceable event or if this SRC appears on the IBMi LPAR's panel then report the SRC as an IBMi software problem.

**Problem determination:**

Perform any actions given in the console message associated with this SRC.

---

**B9003008**

**Explanation**

Operator terminated in response to message.

This SRC is an IBMi software event. If this SRC was reported as a serviceable event or if this SRC appears on the IBMi LPAR's panel then report the SRC as an IBMi software problem.

**Problem determination:**

If there is a console message then perform any actions given in the console message associated with this SRC.

---

**B9003010**

**Explanation**

QSYINT2 could not find required user profile.

This SRC is an IBMi software event. If this SRC was reported as a serviceable event or if this SRC appears on the IBMi LPAR's panel then report the SRC as an IBMi software problem.

**Problem determination:**

If there is a console message then perform any actions given in the console message associated with this SRC.

---

**B9003011**

**Explanation**

QSYINT2 could not find system object.

This SRC is an IBMi software event. If this SRC was reported as a serviceable event or if this SRC appears on the IBMi LPAR's panel then report the SRC as an IBMi software problem.

**Problem determination:**

If there is a console message then perform any actions given in the console message associated with this SRC.

---

**B9003012**

**Explanation**

Previously unmarked damage detected.

This SRC is an IBMi software event. If this SRC was reported as a serviceable event or if this SRC appears on the IBMi LPAR's panel then report the SRC as an IBMi software problem.

**Problem determination:**

If there is a console message then perform any actions given in the console message associated with this SRC.

---

**B9003013**

**Explanation**

INT1 program not found in QINSTALL (after load).

This SRC is an IBMi software event. If this SRC was reported as a serviceable event or if this SRC appears on the IBMi LPAR's panel then report the SRC as an IBMi software problem.

**Problem determination:**

If there is a console message then perform any actions given in the console message associated with this SRC.

---

**B9003014**

## Explanation

Could not start CPF process.

This SRC is an IBMi software event. If this SRC was reported as a serviceable event or if this SRC appears on the IBMi LPAR's panel then report the SRC as an IBMi software problem.

### Problem determination:

Perform any actions given in the console message associated with this SRC.

---

## B9003015

## Explanation

Terminating error message issued.

This SRC is an IBMi software event. If this SRC was reported as a serviceable event or if this SRC appears on the IBMi LPAR's panel then report the SRC as an IBMi software problem.

### Problem determination:

Perform any actions given in the console message associated with this SRC.

---

## B9003016

## Explanation

Error during link/load of SLIC MRI.

This SRC is an IBMi software event. If this SRC was reported as a serviceable event or if this SRC appears on the IBMi LPAR's panel then report the SRC as an IBMi software problem.

### Problem determination:

Perform any actions given in the console message associated with this SRC.

---

## B9003017

## Explanation

Attempt to display message but ICO pointer is null.

This SRC is an IBMi software event. If this SRC was reported as a serviceable event or if this SRC appears on the IBMi LPAR's panel then report the SRC as an IBMi software problem.

### Problem determination:

Perform any actions given in the console message associated with this SRC.

---

## B900308D

## Explanation

Recursive invocation of Install Part 1 PDEH.

This SRC is an IBMi software event. If this SRC was reported as a serviceable event or if this SRC appears on the IBMi LPAR's panel then report the SRC as an IBMi software problem.

### Problem determination:

If there is a console message then perform any actions given in the console message associated with this SRC.

---

## B900308F

## Explanation

Internal failure in install code.

This SRC is an IBMi software event. If this SRC was reported as a serviceable event or if this SRC appears on the IBMi LPAR's panel then report the SRC as an IBMi software problem.

### Problem determination:

Perform any actions given in the console message associated with this SRC.

---

## B9003400

## Explanation

XPF IPL or run time failure.

This SRC is an IBMi software event. If this SRC was reported as a serviceable event or if this SRC appears on the IBMi LPAR's panel then report the SRC as an IBMi software problem.

### Problem determination:

If there is a console message then perform any actions given in the console message associated with this SRC.

---

## B9003460

## Explanation

Unexpected exception in INT1 program.

This SRC is an IBMi software event. If this SRC was reported as a serviceable event or if this SRC appears on the IBMi LPAR's panel then report the SRC as an IBMi software problem.

### Problem determination:

Perform any actions given in the console message associated with this SRC.

---

## B9XXXXXX

## Explanation

XPF IPL or run time failure.

This SRC is an IBMi software event. If this SRC was reported as a serviceable event or if this SRC appears on the IBMi LPAR's panel then report the SRC as an IBMi software problem.

**Problem determination:**

If there is a console message then perform any actions given in the console message associated with this SRC.

## (BAxx) Reference codes

---

The partition firmware detected a failure.

The first eight characters in the display represent the SRC. Any additional characters represent the associated location code. Record the location code as well as the reference code, then find the SRC in the following list.

---

**BA000010**
**Explanation:**

The device data structure is corrupted

**Problem determination:**

Reboot the system or partition.

**Failing Item**

- [FWFLASH](#)

---

**BA000020**
**Explanation:**

Incompatible firmware levels were found

**Problem determination:**

Reboot the system or partition.

**Failing Item**

- [FWFLASH](#)

---

**BA000030**
**Explanation:**

An lpevent communication failure occurred

**Problem determination:**

Reboot the system or partition.

**Failing Item**

- [FWFLASH](#)

---

**BA000031**
**Explanation:**

An lpevent communication failure occurred

**Problem determination:**

Reboot the system or partition.

**Failing Item**

- [FWFLASH](#)

---

**BA000032**
**Explanation:**

The firmware failed to register the lpevent queues

**Problem determination:**

Reboot the system or partition.

**Failing Item**

- [FWFLASH](#)

---

**BA000034**
**Explanation:**

The firmware failed to exchange capacity and allocate lpevents

**Problem determination:**

Reboot the system or partition.

**Failing Item**

- [FWFLASH](#)

---

**BA000038**
**Explanation:**

The firmware failed to exchange virtual continuation events

**Problem determination:**

Reboot the system or partition.

**Failing Item**

- [FWFLASH](#)

---

**BA000039**
**Explanation:**

Failed to register RPC buffer for DS8000 partitions.

**Problem determination**

1. Reboot system
2. Reflash firmware

---

**BA000040**
**Explanation:**

Unable to obtain OF code lid details.

**Problem determination**

1. Reboot system
2. Reflash firmware

## Failing Item

- [FWFLASH](#)

---

### BA000050

**Explanation:**

Unable to load OF code lid.

**Problem determination**

1. Reboot system
2. Reflash firmware

## Failing Item

- [FWFLASH](#)

---

### BA000060

**Explanation:**

Unable to obtain GUI code lid details.

**Problem determination**

1. Reboot system
2. Reflash firmware

## Failing Item

- [FWFLASH](#)

---

### BA000070

**Explanation:**

Unable to load GUI code lid.

**Problem determination**

1. Reboot system
2. Reflash firmware

## Failing Item

- [FWFLASH](#)

---

### BA000080

**Explanation:**

The user did not accept the license agreement

**Problem determination:**

There is no further action required. If the user did not accept the license agreement, the system will not function.

---

### BA000081

**Explanation:**

Failed to get the firmware license policy

**Problem determination:**

Reboot the system or partition.

## Failing Item

- [FWFLASH](#)

---

### BA000082

**Explanation:**

Failed to set the firmware license policy

**Problem determination:**

Reboot the system or partition.

## Failing Item

- [FWFLASH](#)

---

### BA000091

**Explanation:**

Unable to load a firmware code update lid

**Problem determination:**

Reboot the system or partition.

## Failing Item

- [FWFLASH](#)

---

### BA000100

**Explanation:**

The partition firmware was not actually updated and a reboot is required to recover. This SRC does call home.

**Problem determination:**

Reboot the system or partition.

---

### BA000101

**Explanation:**

The partition firmware activation failed due to a failing hypervisor service. During a partition migration or concurrent firmware update, the partition firmware component of the update failed leaving the previous level in effect.

**Problem determination:**

Reboot the affected partition(s) to activate the latest installed partition firmware level.

---

### BA000110

**Explanation:**

The registration of a partition firmware platform dump failed. If a partition resource dump is initiated, it may have incomplete or no data.

**Problem determination**

- Reboot the system or partition.
- Look for server firmware updates; apply if available.

---

### BA00E830

**Explanation:**



Failure when initializing ibm,event-scan

**Problem determination:**

Reboot the system or partition.

**Failing Item**

- [FWFLASH](#)

---

**BA00E840**

**Explanation:**

Failure when initializing PCI hot plug

**Problem determination:**

Reboot the system or partition.

**Failing Item**

- [FWFLASH](#)

---

**BA00E843**

**Explanation:**

Failure when initializing interface to AIX or Linux

**Problem determination:**

Reboot the system or partition.

**Failing Item**

- [FWFLASH](#)

---

**BA00E850**

**Explanation:**

Failure when initializing dynamic reconfiguration

**Problem determination:**

Reboot the system or partition.

**Failing Item**

- [FWFLASH](#)

---

**BA00E860**

**Explanation:**

Failure when initializing sensors

**Problem determination:**

Reboot the system or partition.

**Failing Item**

- [FWFLASH](#)

---

**BA00F104**

**Explanation:**

Partition Firmware requested termination of a partition.

**Problem determination**

1. Review error logs for entries posted at approximately the same time as this reference code and take appropriate actions for those error logs.
2. Check for system firmware updates. Apply update if available.
3. Contact your next level of support for assistance.

---

**BA010000**

**Explanation:**

There is insufficient information to boot the partition

**Failing Item**

- [FWIPIPL](#)

---

**BA010001**

**Explanation:**

The client IP address is already in use by another network device

**Failing Item**

- [FWIPIPL](#)

---

**BA010002**

**Explanation:**

One or more of the keywords that was specified is not supported by this device.

**Problem determination:**

Refer to partition firmware progress codes using code CA00E174.

**Failing Item**

- [FWHOST](#)

---

**BA010003**

**Explanation:**

The specified (or default) discovery protocols failed to return the parameters that are required to boot.

**Problem determination:**

Refer to partition firmware progress codes using code CA00E174.

**Failing Item**

- [FWHOST](#)

---

**BA010004**

**Explanation:**

The IP address specified for the discovery server was not a valid IPv6 address.

**Problem determination:**

Refer to partition firmware progress codes using code CA00E174.

---

**BA010005****Explanation:**

The IP address specified for the discovery server was not a valid IPv4 address.

**Problem determination:**

Refer to partition firmware progress codes using code CA00E174.

---

**BA010006****Explanation:**

A keyword was specified that is not supported by the iSCSI booting extensions.

**Failing Item**

- [FWADIPL](#)

---

**BA010007****Explanation:**

The device does not have the required device\_type property.

**Response**

Contact service support.

---

**BA010008****Explanation:**

The device\_type property for this device is not supported by the iSCSI booting extensions.

**Response**

Contact service support.

---

**BA010009****Explanation:**

The arguments specified for the ping function are invalid.

**Response**

Verify that all arguments comply with the iSCSI initiator configuration specification.

---

**BA01000A****Explanation:**

The itname parameter string exceeds the maximum length allowed.

**Response**

Verify that all arguments comply with the iSCSI initiator configuration specification.

---

**BA01000B****Explanation:**

The ichapid parameter string exceeds the maximum length allowed.

**Response**

Verify that all arguments comply with the iSCSI initiator configuration specification.

---

**BA01000C****Explanation:**

The ichappw parameter string exceeds the maximum length allowed.

**Response**

Verify that all arguments comply with the iSCSI initiator configuration specification.

---

**BA01000D****Explanation:**

The iname parameter string exceeds the maximum length allowed.

**Response**

Verify that all arguments comply with the iSCSI initiator configuration specification.

---

**BA01000E****Explanation:**

The LUN specified is not valid.

**Response**

Verify that all arguments comply with the iSCSI initiator configuration specification.

---

**BA01000F****Explanation:**

The chapid parameter string exceeds the maximum length allowed.

**Response**

Verify that all arguments comply with the iSCSI initiator configuration specification.

---

**BA010010****Explanation:**

Partition firmware error during SMS menus

## Failing Item

- [FWFLASH](#)

---

### BA010011

**Explanation:**

SET-ROOT-PROP could not find the / (root) package

**Response**

Look for server firmware updates; apply if available.

---

### BA010012

**Explanation:**

The arguments specified for IP v6 are invalid.

**Response**

Verify that all arguments comply with the iSCSI initiator configuration specification, and that the server addresses are correct.

---

### BA010013

**Explanation:**

The information in the error log entry for this SRC provides network trace data.

**Problem determination**

Informational message: no action is required.

---

### BA010014

**Explanation:**

The information in the error log entry for this SRC provides network trace data.

**Problem determination**

Informational message: no action is required.

---

### BA010015

**Explanation:**

The information in the error log entry for this SRC provides network trace data.

**Problem determination**

Check for system firmware update. Contact your next level support for assistance.

---

### BA010020

**Explanation:**

A trace entry addition failed because of bad trace type.

**Problem determination**

Upgrade to latest firmware.

---

### BA010021

**Explanation:**

The value of the vlan tag parameter is not valid.

**Problem determination**

Verify that the tag complies with the IEEE 802.1Q specification.

---

### BA012010

**Explanation:**

Opening the TCP node failed.

**Response**

Look for server firmware updates; apply if available.

---

### BA012011

**Explanation:**

TCP failed to read from the network

**Response**

Look for server firmware updates; apply if available

---

### BA012012

**Explanation:**

TCP failed to write to the network.

**Response**

Look for server firmware updates; apply if available.

---

### BA012013

**Explanation:**

Closing TCP failed.

**Response**

Look for server firmware updates; apply if available.

---

### BA012014

**Explanation:**

The TCP re-transmission count of 8 was exceeded. This indicates a large number of lost packets between this client and the boot or installation server.

**Response**

1. Look for problems or errors on the boot or installation servers. If any are found, correct them.
2. Look for problems or errors on the network switches between the boot or installation server

and this client. If any problems are found, correct them.

3. Try another network adapter on the client.

---

**BA017020****Explanation:**

Failed to open the TFTP package

**Response**

Verify that the TFTP parameters are correct.

---

**BA017021****Explanation:**

Failed to load the TFTP file

**Response**

Verify the the TFTP server and network connections are correct.

---

**BA01B010****Explanation:**

Opening the BOOTP node failed.

**Response**

Look for server firmware updates; apply if available.

---

**BA01B011****Explanation:**

BOOTP failed to read from the network

**Response**

Refer to the actions for checkpoint CA00E174.

---

**BA01B012****Explanation:**

BOOTP failed to write to the network

**Response**

Refer to the actions for checkpoint CA00E174.

---

**BA01B013****Explanation:**

The discover mode is invalid

**Response**

Look for server firmware updates; apply if available.

---

**BA01B014****Explanation:**

Closing the BOOTP node failed

**Response**

Look for server firmware updates; apply if available.

---

**BA01B015****Explanation:**

The BOOTP discover server timed out

**Response**

Refer to the actions for checkpoint CA00E174.

---

**BA01D001****Explanation:**

Opening the DHCP node failed

**Response**

Look for server firmware updates; apply if available.

---

**BA01D020****Explanation:**

DHCP failed to read from the network

**Response**

1. Verify that the network cable is connected, and that the network is active.
2. Look for server firmware updates; apply if available.

---

**BA01D030****Explanation:**

DHCP failed to write to the network

**Response**

1. Verify that the network cable is connected, and that the network is active.
2. Look for server firmware updates; apply if available.

---

**BA01D040****Explanation:**

The DHCP discover server timed out

**Response**

1. Insure that the DHCP server has addresses available.
2. Insure that the DHCP server's configuration file is not overly constrained such that it was not able to meet the configuration requested by the client.
3. Refer to the actions for checkpoint CA00E174.

---

**BA01D050****Explanation:**

DHCP::discover no good offer

**Response**

DHCP discover did not receive any DHCP offers from the server(s) that meet the client's requirements. Insure that the DHCP server's configuration file is not overly constrained such that it was not able to meet the configuration requested by the client.

---

**BA01D051****Explanation:**

DHCP::discover DHCP request timed out

**Response**

1. DHCP discover did receive a DHCP offer from the server(s) that meet the client's requirements, but the server did not send DHCP ack (the acknowledgement) to the client's DHCP request. It is possible that another client was using the address that was served.
2. Insure that the DHCP server has addresses available.

---

**BA01D052****Explanation:**

DHCP::discover: 10 incapable servers were found

**Response**

Ten DHCP servers have sent DHCP offers, none of which met the requirements on the client. Check the configuration that the client is requesting, and the server's DHCP configuration files, for compatibility.

---

**BA01D053****Explanation:**

DHCP::discover received a reply, but without a message type

**Response**

Insure that the DHCP server is properly configured.

---

**BA01D054****Explanation:**

DHCP::discover received a reply, but without a message type

**Response**

1. DHCP discover did receive a DHCP offer from the server(s) to meet the client's requirements, but the server did not send DHCP (not acknowledged) to the client's DHCP request. (It is possible that another client was using the address that was served.) This usually occurs when there are multiple DHCP servers on the same network, and server A does not know the subnet configuration of server B, and vice-versa. This can also occur when the pool of addresses is not truly divided. The DHCP server's configuration file should also be set to "authoritative".
2. Insure that the DHCP server is functioning properly.

---

**BA01D055****Explanation:**

DHCP::discover: DHCP decline

**Response**

1. DHCP discover did receive a DHCP offer from the server(s) to meet the client's requirements, but the client performed an ARP test on the address and found that another client was using the address. DHCP decline was sent to the server, but no additional DHCP offers were received by the client. The client still does not have a valid address.
2. Insure that the DHCP server is functioning properly.

---

**BA01D056****Explanation:**

DHCP::discover: unknown DHCP message

**Response**

DHCP discover received an unknown DHCP message type. Insure that the DHCP server is functioning properly.

---

**BA01D0FF****Explanation:**

Closing the DHCP node failed.

**Response**

Look for server firmware updates; apply if available.

---

**BA04000F****Explanation:**

Selftest failed on device, no error and/or location code information available

**Problem determination:**

If there was a location code reported with the error, replace the device specified by the location code.

## Failing Item

- [NEXTLVL](#)

---

### BA040010

**Explanation:**

Self test failed on device; cannot locate package.

## Failing Item

- [NEXTLVL](#)

---

### BA040020

**Explanation:**

The machine type and model are not recognized by the server firmware.

## Failing Item

- [FWFLASH](#)

---

### BA040021

**Explanation:**

Could not properly create one or more serial number properties. This system may have trouble with AIX licensing.

## Problem determination

1. Ensure the latest firmware is loaded.
2. Contact next level of support.

---

### BA040030

**Explanation:**

The firmware was not able to build the UID properly for this system. As a result, problems may occur with the licensing of the AIX operating system.

## Problem determination

1. Using the Advanced System Management Interface (ASMI) menus, insure that the machine type, model, and serial number in the VPD for this system are correct.
2. If this is a new system, check for server firmware updates and apply them, if available.

---

### BA040035

**Explanation:**

The firmware was unable to find the "plant of manufacture" in the VPD. This may cause problems with the licensing of the AIX operating system.

## Problem determination

1. Using the Advanced System Management Interface (ASMI) menus, insure that the machine type,

model, and serial number in the VPD for this system are correct.

2. If this is a new system, check for server firmware updates and apply them, if available.

---

### BA040040

**Explanation:**

Setting the machine type, model, and serial number failed.

## Failing Item

- [FWFWPBL](#)

---

### BA040041

**Explanation:**

Retrieving the machine type, model, and serial number failed.

## Response

Look for server firmware updates; apply if available.

---

### BA040050

**Explanation:**

The h-call to switch off the boot watchdog timer failed.

## Failing Item

- [FWFWPBL](#)

---

### BA040060

**Explanation:**

Setting the firmware boot side for the next boot failed.

## Failing Item

- [FWFWPBL](#)

---

### BA048030

**Explanation:**

A supplemental information log for BA040030.

## Problem determination

1. See BA040030 for repair actions.

---

### BA050001

**Explanation:**

Rebooting a partition in logical partition mode failed.

## Failing Item

- [FWFWPBL](#)

---

### BA050004

**Explanation:**

Locating a service processor device tree node failed.

**Failing Item**

- [FWFWPBL](#)

---

**BA05000A****Explanation:**

Failed to send boot failed message to the service processor

**Failing Item**

- [FWFWPBL](#)

---

**BA060020****Explanation:**

The environment variable "boot-device" exceeded the allowed character limit.

**Failing Item**

- [FWNIM](#)

---

**BA060021****Explanation:**

The environment variable "boot-device" contained more than 5 entries.

**Failing Item**

- [FWNIM](#)

---

**BA060022****Explanation:**

The environment variable "boot-device" contained an entry that exceeded 255 characters.

**Failing Item**

- [FWNIM](#)

---

**BA060023****Explanation:**

The operating system does not support the minimum processing unit that was specified.

**Failing Item**

- [FWNIM](#)

---

**BA060030****Explanation:**

Logical partitioning with shared processors is enabled and the operating system does not support it.

**Problem determination**

1. Install or boot a level of the operating system that supports shared processors.
2. Disable logical partitioning with shared processors in the operating system.

---

**BA060032****Explanation:**

The operating system does not support active memory sharing (AMS).

**Problem determination:**

Install or boot a version of the operation system that supports AMS.

---

**BA060033****Explanation:**

The operating system does not support active memory expansion (AME).

**Problem determination:**

Install or boot a version of the operation system that supports AME.

---

**BA060040****Explanation:**

The system or partition is configured to use huge pages, but the operating system image does not support huge pages.

**Problem determination**

Do one of the following:

- Install a newer version of the operating system that supports huge pages.
- Use the ASMI to remove the huge pages.

---

**BA060050****Explanation:**

The hypervisor supports dynamic partitioning of the huge page-type of memory allocation, but dynamic partitioning of huge pages is not supported.

**Problem determination:**

Use the ASMI to disable dynamic partitioning of huge pages.

---

**BA060060****Explanation:**

The operating system expects an IOSP partition, but the operating system failed to make the transition to alpha mode.

**Problem determination**

1. Insure that the alpha-mode operating system image is intended for this partition.

2. Insure that the configuration of the partition supports an alpha-mode operating system.

---

**BA060061****Explanation:**

The operating system expects a non-IOSP partition, but the operating system failed to make the transition to MGC mode.

**Problem determination**

1. Insure that the nonalpha-mode operating system image is intended for this partition.
2. Insure that the configuration of the partition supports a non-alpha-mode operating system.

---

**BA060070****Explanation:**

The operating system does not support system's processor(s).

**Problem determination:**

Boot a newer version of the operating system that supports the system's processors.

---

**BA060071****Explanation:**

Invalid number of vectors from the operating system.

**Problem determination:**

Boot a newer version of the operating system.

---

**BA060072****Explanation:**

Client-arch-support hcall error.

**Failing Item**

- [FWFLASH](#)

---

**BA060075****Explanation:**

Client-arch-support firmware error.

**Failing Item**

- [FWFLASH](#)

---

**BA060100****Explanation:**

Attempt to allocate memory failed. Error log entry includes additional information.

**Problem determination**

1. Reboot system/partition.
2. Check for and apply any system firmware update.

3. Contact your next level of support for assistance.

---

**BA060200****Explanation:**

Failed to set the operating system's boot list from the MM bootlist

**Problem determination**

1. Verify that the bootlist in the MM is correct.
2. Check for firmware updates (MM, H8, system firmware), and apply if available.

---

**BA060201****Explanation:**

Failed to read VPD "boot path" field value

**Problem determination:**

Check for firmware updates (MM, H8, system firmware), and apply if available.

---

**BA060202****Explanation:**

Failed to update VPD with new "boot path" field value

**Problem determination:**

Check for firmware updates (MM, H8, system firmware), and apply if available.

---

**BA060300****Explanation:**

An I/O error on the adapter from which the boot was attempted prevented the operating system from being booted.

---

**BA060411****Explanation:**

Unable to resolve the MAC address that was specified; the boot list has not been changed.

---

**BA070001****Explanation:**

SCSI controller error

**Response**

1. Verify the SCSI cabling and termination.
2. Retry with minimal bus configuration to isolate the failing device.
3. Replace the controller and/or device.

---

**BA070002****Explanation:**

SAS Controller - Memory Allocation/MapIn failure.



## Response

1. Reboot partition.
2. Reflash system firmware.

---

### BA070003

#### Explanation:

SAS Controller - Generic trace buffer log.

## Response

1. None.

---

### BA070004

#### Explanation:

SAS Disk - Generic trace buffer log.

## Response

1. None.

---

### BA090001

#### Explanation:

SCSI disk unit: test unit ready failed; hardware error

## Failing Item

- [FWSCSI1](#)

---

### BA090002

#### Explanation:

SCSI disk unit: test unit ready failed; sense data available

## Failing Item

- [FWSCSI2](#)

---

### BA090003

#### Explanation:

SCSI disk unit: send diagnostic failed; sense data available

## Failing Item

- [FWSCSI3](#)

---

### BA090004

#### Explanation:

SCSI disk unit: send diagnostic failed: devofl command

## Failing Item

- [FWSCSI3](#)

---

### BA090005

#### Explanation:

The virtual fibre channel boot driver had an unexplained time out when trying to access the boot media.

## Problem determination

- Look for fibre channel errors in the virtual operating system (VIOS) error log; resolve all that are found.
- Insure that the VIOS has the latest fibre channel n\_port ID virtualization (NPIV) driver updates.
- Verify that the fibre channel storage server is working correctly. Correct any problems that are found.

---

### BA090006

#### Explanation:

Unable to access the boot media due to "busy" response from the fibre channel storage server.

## Problem determination

- Look for error log entries in the virtual operating system (VIOS) that point to the fibre channel storage server. Correct any problems that are found.
- Reduce the load on the fibre channel server.

---

### BA090007

#### Explanation:

An attempt to read the boot disk failed because of a reserve condition.

## Problem determination

- Identify and remove any active RESERVES on the fibre channel storage server.

---

### BA090008

#### Explanation:

An attempt to send a command to the fibre channel boot disk failed at the NPIV layer.

## Problem determination

- Look for fibre channel errors in the virtual operating system (VIOS) error log; resolve all that are found.
- Verify that the fibre channel storage server is working correctly. Correct any problems that are found.

---

### BA090009

#### Explanation:

An event happened on the virtual fibre channel adapter that forced a full disconnection from the fibre channel fabric.

## Problem determination

- Insure that a firmware update was not occurring on the fibre channel host bus adapter.
- Insure that the cabling between the fibre channel host bus adapter and the fibre channel storage server is correct.
- Insure that the virtual operating system (VIOS) has the latest fibre channel n\_port ID virtualization (NPIV) device driver updates.

---

### BA09000A

#### Explanation:

Vendor specification error

#### Failing Item

- [NEXTLVL](#)

---

### BA09000B

#### Explanation:

Generic SCSI sense error.

## Problem determination

Generic SCSI sense error can be:

- X4 - Hardware Error
- X5 - Illegal Request
- X7 - Data Protect
- X8 - Blank Check
- X9 - Vendor Specific
- XA - Copy Aborted
- XB - Aborted Command
- XC - Equal
- XD - Volume Overflow
- XE - Miscompare
- XF - RESERVED

---

### BA09000C

#### Explanation:

The media are write-protected

#### Problem determination:

Check the media and retry the operation.

---

### BA09000D

#### Explanation:

The media are unsupported or are unrecognizable.

#### Problem determination:

Check the media and retry the operation.

---

### BA09000E

#### Explanation:

The media are not formatted correctly.

## Problem determination:

Replace the media and retry the operation.

---

### BA09000F

#### Explanation:

The media are not present

#### Problem determination:

Insert or replace the media and retry the operation.

---

### BA090010

#### Explanation:

Request sense command failed

## Failing Item

- [FWSCSI1](#)

---

### BA090011

#### Explanation:

The number of times the retry command has to be executed has exceeded the limit.

## Failing Item

- [FWSCSI1](#)

---

### BA090012

#### Explanation:

The SCSI device type is not supported

#### Problem determination:

Replace the SCSI device with a supported device.

---

### BA09XXXX

#### Explanation:

Generic SCSI error troubleshooting.

---

### BA100001

#### Explanation:

SCSI tape: test unit ready failed; hardware error.

## Failing Item

- [FWSCSI1](#)

---

### BA100002

#### Explanation:

SCSI tape: test unit ready failed; sense data available.

## Failing Item

- [FWSCSI4](#)

---

### BA100003

#### Explanation:

SCSI tape: send diagnostic failed; sense data available.

## Failing Item

- [FWSCSI3](#)

---

### BA100004

**Explanation:**

SCSI tape: send diagnostic failed: devofl command.

## Failing Item

- [FWSCSI3](#)

---

### BA110001

**Explanation:**

SCSI changer: test unit ready failed; hardware error

## Problem determination

Before replacing any system components refer to the notes in error code BA09xxxx.

1. Replace the SCSI device.
2. Replace the SCSI cable.
3. Replace the SCSI controller.

## Failing Item

- [FWSCSI1](#)

---

### BA110002

**Explanation:**

SCSI changer: test unit ready failed; sense data available.

## Failing Item

- [FWSCSI4](#)

---

### BA110003

**Explanation:**

SCSI changer: send diagnostic failed; sense data available.

## Failing Item

- [FWSCSI3](#)

---

### BA110004

**Explanation:**

SCSI changer: send diagnostic failed: devofl command.

## Failing Item

- [FWSCSI3](#)

---

### BA120001

**Explanation:**

On an undetermined SCSI device, test unit ready failed; hardware error.

## Failing Item

- [FWSCSI5](#)

---

### BA120002

**Explanation:**

On an undetermined SCSI device, test unit ready failed; sense data available

## Failing Item

- [FWSCSI4](#)

---

### BA120003

**Explanation:**

On an undetermined SCSI device, send diagnostic failed; sense data available

## Failing Item

- [FWSCSI4](#)

---

### BA120004

**Explanation:**

On an undetermined SCSI device, send diagnostic failed; devofl command

## Failing Item

- [FWSCSI4](#)

---

### BA120010

**Explanation:**

An I/O error on the adapter from which the boot was attempted prevented the operating system from being booted.

## Failing Item

- [FWFLASH](#)

---

### BA130001

**Explanation:**

SCSI CD-ROM: test unit ready failed; hardware error.

## Failing Item

- [FWSCSI1](#)

---

### BA130002

**Explanation:**

SCSI CD-ROM: test unit ready failed; sense data available

## Failing Item

- [FWSCSI3](#)

---

### BA130003

**Explanation:**

SCSI CD-ROM: send diagnostic failed; sense data available.

## Failing Item

- [FWSCSI3](#)

---

### BA130004

**Explanation:**

SCSI CD-ROM: send diagnostic failed: devofl command.

## Failing Item

- [FWSCSI3](#)

---

### BA130010

**Explanation:**

USB CD-ROM: device remained busy longer than the time-out period.

**Problem determination:**

Retry the operation.

## Failing Item

- [FWFWPBL](#)

---

### BA130011

**Explanation:**

USB CD-ROM: execution of ATA/ATAPI command was not completed within the allowed time.

**Problem determination:**

Retry the operation.

## Failing Item

- [FWCD1](#)

---

### BA130012

**Explanation:**

USB CD-ROM: execution of ATA/ATAPI command failed.

## Problem determination

1. Verify that the power and signal cables going to the USB CD-ROM are properly connected and are not damaged. If any problems are found, correct them, then retry the operation.

2. If the problem persists, the CD in the USB CD-ROM drive might not be readable. Remove the CD and insert another CD.

## Failing Item

- [NEXTLVL](#)

---

### BA130015

**Explanation:**

USB CD-ROM: ATA/ATAPI packet command execution failed.

**Problem determination:**

The CD in the USB CD-ROM may not be readable. Try another CD.

## Failing Item

- [FWCD2](#)

---

### BA140001

**Explanation:**

SCSI read/write optical: test unit ready failed; hardware error.

## Failing Item

- [FWSCSI1](#)

---

### BA140002

**Explanation:**

SCSI read/write optical: test unit ready failed; sense data available.

## Failing Item

- [FWSCSI1](#)

---

### BA140003

**Explanation:**

SCSI read/write optical: send diagnostic failed; sense data available

## Failing Item

- [FWSCSI3](#)

---

### BA140004

**Explanation:**

SCSI read/write optical: send diagnostic failed; devofl command.

## Failing Item

- [FWSCSI3](#)

---

### BA155001

**Explanation:**

Insufficient partition firmware resources for CX3 adapter.

**Problem determination**

1. Ensure the system logical memory block size is 256 megabytes (MB) or greater, and change as necessary.
2. Contact next level of support.

---

**BA155101****Explanation:**

Memory resource allocation error.

**Problem determination**

1. Ensure the system logical memory block size is 256 megabytes (MB) or greater, and change as necessary.
2. Contact next level of support.

---

**BA155102****Explanation:**

An adapter initialization failure occurred.

**Problem determination**

1. Check the trace for details on which init step failed.
2. Contact next level of support.

---

**BA155103****Explanation:**

An adapter setup failure occurred.

**Problem determination**

1. Check for adapter microcode or firmware updates, apply if available.
2. Verify the adapter cables are connected correctly.
3. Verify the adapter is seated properly.
4. Retry last operation.
5. Contact next level of support.

---

**BA157001****Explanation:**

A register property was not found.

**Problem determination**

1. Check for system firmware updates; apply if available.
2. Check for adapter firmware updates; apply if available.

3. Replace the adapter.

---

**BA157002****Explanation:**

Device initialization failed.

**Problem determination**

1. Check for system firmware and device firmware updates; apply if available.
2. Retry the last SMS operation that was attempted, such as pinging from the SMS menus, or network boot or installation.
3. Replace the adapter.

---

**BA157003****Explanation:**

Registry property map-in failed.

**Problem determination**

1. Check for system firmware and device firmware updates; apply if available.
2. Replace the adapter.

---

**BA158001****Explanation:**

VPD (vital product data) capability not found.

**Problem determination**

1. Check for adapter microcode or firmware updates; apply if available.
2. Replace the adapter specified by the location code reported with the SRC.

---

**BA158002****Explanation:**

A problem was found in the adapter's VPD (vital product data).

**Problem determination**

1. Check for adapter microcode or firmware updates; apply if available.
2. Replace the adapter specified by the location code reported with the SRC.

---

**BA158003****Explanation:**

VPD (vital product data) keyword error. Additional error log data should show whether the keyword was missing or invalid.

### **Problem determination**

1. Check for adapter microcode or firmware updates; apply if available.
2. Replace the adapter specified by the location code reported with the SRC.

---

#### **BA158004**

##### **Explanation:**

Failed to allocate the VPD (vital product data) buffer.

### **Problem determination**

1. Check for adapter microcode or firmware updates; apply if available.
2. Replace the adapter specified by the location code reported with the SRC.

---

#### **BA15A001**

##### **Explanation:**

A registry property was not found.

### **Problem determination**

1. Check for adapter microcode or firmware updates; apply if available.
2. Replace the adapter specified by the location code reported with the SRC.

---

#### **BA15A002**

##### **Explanation:**

The assigned-address property was not found.

### **Problem determination**

1. Check for adapter microcode or firmware updates; apply if available.
2. Replace the adapter specified by the location code reported with the SRC.

---

#### **BA15A003**

##### **Explanation:**

Memory map-in failed for the control register set memory region.

### **Problem determination**

1. Check for adapter microcode or firmware updates; apply if available.
2. Replace the adapter specified by the location code reported with the SRC.

---

#### **BA15A004**

##### **Explanation:**

Failed to acquire the semaphore for the flash register.

### **Problem determination**

1. Check for adapter microcode or firmware updates; apply if available.
2. Replace the adapter specified by the location code reported with the SRC.

---

#### **BA15A005**

##### **Explanation:**

The flash register was not ready when initially checked prior to reading the MAC address.

### **Problem determination**

1. Check for adapter microcode or firmware updates; apply if available.
2. Replace the adapter specified by the location code reported with the SRC.

---

#### **BA15A006**

##### **Explanation:**

The flash register was not ready following the reading of the MAC transition.

### **Problem determination**

1. Check for adapter microcode or firmware updates; apply if available.
2. Replace the adapter specified by the location code reported with the SRC.

---

#### **BA15A007**

##### **Explanation:**

A parity error occurred when reading the MAC address from the flash memory.

### **Problem determination**

1. Check for adapter microcode or firmware updates; apply if available.
2. Replace the adapter specified by the location code reported with the SRC.

---

#### **BA15A008**

##### **Explanation:**

Initialization of the adapter chip set failed.

### **Problem determination**

1. Check for adapter microcode or firmware updates; apply if available.
2. Replace the adapter specified by the location code reported with the SRC.

---

#### **BA15A009**

##### **Explanation:**

Failed to open the OBP-TFTP package.

### Problem determination

1. Verify that the boot parameters in the SMS menus are correct.
2. Check for adapter microcode or firmware updates; apply if available.
3. Replace the adapter specified by the location code reported with the SRC.

---

#### BA15B001

##### Explanation:

Mailbox command failure. The error log has additional information regarding the failure.

### Problem determination

1. Retry the last firmware operation that was attempted, such as an SMS ping, or network boot or installation attempt.
2. Check for adapter microcode or firmware updates; apply if available.
3. Replace the adapter specified by the location code reported with the SRC.

---

#### BA15B002

##### Explanation:

Error reading the PCI configuration register.

### Problem determination

1. Follow the repair actions for a freeze error that has been reported on the adapter identified by the location code.
2. Check for adapter microcode or firmware updates; apply if available.
3. Replace the adapter specified by the location code reported with the SRC.

---

#### BA15B003

##### Explanation:

Initialization error.

### Problem determination

1. Retry the last firmware operation that was attempted, such as an SMS ping, or network boot or installation attempt.
2. Check for adapter microcode or firmware updates; apply if available.
3. Replace the adapter specified by the location code reported with the SRC.

---

#### BA15B004

##### Explanation:

Adapter VPD error. The error log entry includes additional details.

### Problem determination

1. Check for adapter microcode or firmware updates; apply if available.
2. Replace the adapter specified by the location code reported with the SRC.
3. Contact your next level of support.

---

#### BA15B005

##### Explanation:

DMA allocation or mapping operation failed. The error log has additional information regarding the failure.

### Problem determination

1. Retry the last firmware operation that was attempted, such as an SMS ping, or network boot or installation attempt.
2. Check for adapter microcode or firmware updates; apply if available.
3. Replace the adapter specified by the location code reported with the SRC.

---

#### BA15B006

##### Explanation:

Unexpected command response. The error log has additional information regarding the failure.

### Problem determination

1. Retry the last firmware operation that was attempted, such as an SMS ping, or network boot or installation attempt.
2. Check for adapter microcode or firmware updates; apply if available.
3. Replace the adapter specified by the location code reported with the SRC.

---

#### BA15B007

##### Explanation:

A transmit operation timed out. The error log has additional information regarding the failure.

### Problem determination

1. Retry the last firmware operation that was attempted, such as an SMS ping, or network boot or installation attempt.
2. Check for adapter microcode or firmware updates; apply if available.

3. Replace the adapter specified by the location code reported with the SRC.

---

**BA15C001****Explanation:**

Adapter code detected a problem while accessing system firmware or retrieving information from an adapter.

**Problem determination**

1. Determine the adapter firmware level.
2. Is the adapter firmware level 0310204100102 or 0310303970033? Yes: The adapter code was not able access system firmware. Continue with the next step. No: Continue with step 6.
3. Verify the network configuration and boot parameters. If there are no errors, continue with the next step. Otherwise, this ends the procedure.
4. Check for and apply any I/O adapter firmware updates. If applying firmware updates resolves the problem, this ends the procedure. Otherwise, continue with the next step.
5. Replace the adapter. This ends the procedure.
6. The adapter is installed with adapter firmware level 0400003260003 or later. The command to retrieve the MAC address from the adapter failed. Continue with the next step.
7. Check for and apply any adapter I/O adapter firmware updates.
8. Does the problem still exist? Yes: Replace adapter. No: This ends the procedure.

---

**BA15C002****Explanation:**

The command to retrieve the MAC address from the adapter failed.

**Problem determination**

1. Check for and apply any adapter microcode or firmware driver updates.
2. Replace the adapter.

---

**BA15D001****Explanation:**

The adapter failed during activation.

**Problem determination**

1. Check for adapter microcode or firmware updates; apply if available.

2. Retry the last firmware operation that was attempted, such as pinging from the SMS menus, or network boot or installation.

3. Verify the adapter cables are connected correctly.
4. Verify the adapter is seated properly.
5. Replace the adapter specified by the location code reported with the SRC.

---

**BA15D002****Explanation:**

Gigabit Ethernet failure.

**Problem determination**

1. Check for adapter microcode or firmware updates; apply if available.
2. Replace the adapter specified by the location code (if present) reported with the SRC.

---

**BA15D003****Explanation:**

DMA allocation or mapping operation failure.

**Problem determination**

1. Check for adapter microcode or firmware updates; apply if available.
2. Replace the adapter specified by the location code (if present) reported with the SRC.

---

**BA15D004****Explanation:**

Bootcode completion failure.

**Problem determination**

1. Check for adapter microcode or firmware updates; apply if available.
2. Replace the adapter specified by the location code (if present) reported with the SRC.

---

**BA15D007****Explanation:**

Transmit time out.

**Problem determination**

1. Check for system firmware and device firmware updates; apply if available.
2. Retry the last firmware operation that was attempted, such as pinging from the SMS menus, or network boot or installation.
3. Replace the adapter.

---

**BA15D101**



**Explanation:**

Mailbox command failure. Error log has additional information regarding failure.

**Problem determination**

1. Retry the last firmware operation attempted such as an SMS Ping or network boot/install attempt.
2. Update adapter firmware.
3. Contact next level of support.

---

**BA15D102****Explanation:**

Error reading PCI configuration register.

**Problem determination**

1. Follow repair actions for any freeze error that may be reported against the adapter identified by the location code.
2. Update adapter firmware.
3. Replace adapter.

---

**BA15D103****Explanation:**

An initialization error occurred.

**Problem determination**

1. Retry the last firmware operation attempted such as an SMS Ping or network boot/install attempt.
2. Update adapter firmware.
3. Contact next level of support.

---

**BA15D104****Explanation:**

Adapter VPD error. The Error log entry includes further error details.

**Problem determination**

1. Update adapter firmware.
2. Contact next level of support.

---

**BA15D105****Explanation:**

DMA allocation or mapping operation failed. Error log has additional information regarding failure.

**Problem determination**

1. Retry the last firmware operation attempted such as an SMS Ping or network boot/install attempt.
2. Update adapter firmware.

3. Contact next level of support.

---

**BA15D106****Explanation:**

Unexpected command response. Error log has additional information regarding failure.

**Problem determination**

1. Retry the last firmware operation attempted such as an SMS Ping or network boot/install attempt.
2. Update adapter firmware.
3. Contact next level of support.

---

**BA15D107****Explanation:**

Transmit time out. Error log has additional information regarding failure.

**Problem determination**

1. Retry the last firmware operation attempted such as an SMS Ping or network boot/install attempt.
2. Update adapter firmware.
3. Contact next level of support.

---

**BA15E001****Explanation:**

The command to retrieve the MAC address from the adapter failed.

**Problem determination**

1. Check for adapter microcode or firmware updates; apply if available.
2. Replace the adapter specified by the location code (if present) reported with the SRC.

---

**BA15E002****Explanation:**

The VLAN ID provided to the driver is not configured.

**Problem determination**

1. Verify the configuration and insure that the VLAN ID configured in the SMS menus is valid for the network to which the port is connected.
2. Check for adapter microcode or firmware updates; apply if available.
3. Replace the adapter specified by the location code (if present) reported with the SRC.

---

**BA15E003****Explanation:**

The MAC address obtained from the hardware at IPL time does not match the valud currently returned by the hardware.

### Problem determination

1. If the MAC address change was done by the user, please change the MAC address before the partition is started to avoid this error.
2. If this error continues to be logged, update the adapter firmware to the latest level.
3. Replace the adapter specified by the location code (if present) reported with the SRC.

---

#### BA15F001

##### Explanation:

Failed to acquire the EEPROM.

### Problem determination

1. Verify that the card is installed properly.
2. Move the adapter to another slot.
3. Replace the adapter specified by the location code (if present) reported with the SRC.

---

#### BA15F101

##### Explanation:

Failed to acquire the EEPROM.

### Problem determination

1. Verify that the card is installed properly.
2. Move the adapter to another slot.
3. Replace the adapter specified by the location code (if present) reported with the SRC.

---

#### BA160001

##### Explanation:

Problem changing adapter MSI allocation. Error log has additional information regarding failure.

### Problem determination

1. Restart the partition.
2. Update system firmware.
3. Contact next level of support.

---

#### BA160002

##### Explanation:

Problem initializing adapter. Error log has additional information regarding failure.

### Problem determination

1. Restart the partition.

2. Update system firmware.
3. Contact next level of support.

---

#### BA160007

##### Explanation:

Failure to allocate buffer space.

### Problem determination

1. Reboot the machine.
2. Update system firmware.
3. Contact next level of support.

---

#### BA16010E

##### Explanation:

Reset of USB endpoint device failed.

### Problem determination

1. Reboot partition.
2. Check for system firmware update.
3. Replace USB device.

---

#### BA16010F

##### Explanation:

Reset of USB mass storage device failed.

### Problem determination

1. Reboot partition.
2. Check for system firmware update.
3. Replace USB device.

---

#### BA160110

##### Explanation:

Invalid USB configuration descriptor. Device not enumerated.

### Problem determination

1. Reboot partition.
2. Replace USB device.
3. Check for system firmware update.

---

#### BA160120

##### Explanation:

Invalid USB interface structure. Device not enumerated.

### Problem determination

1. Reboot partition.
2. Replace USB device.
3. Check for system firmware update.

---

**BA160130****Explanation:**

USB keyboard not responsive.

**Problem determination**

1. Reboot partition.
2. Check for system firmware update.
3. Replace USB device.

---

**BA160200****Explanation:**

NVMe Controller - Memory Allocation/MapIn failure.

**Problem determination**

- Reboot partition.
- Reflash system firmware.

---

**BA160201****Explanation:**

NVMe Controller - Open failure.

**Problem determination**

- Update to the latest adapter firmware.
- Replace adapter.

---

**BA160202****Explanation:**

NVMe Controller - Controller Level Reset failure.

**Problem determination**

- Update to the latest adapter firmware.
- Replace adapter.

---

**BA160203****Explanation:**

NVMe Controller - Shutdown did not complete.

**Problem determination**

- Update to the latest adapter firmware.
- Reboot the partition.

---

**BA160204****Explanation:**

NVMe Controller - Asynchronous Event Notification.

**Problem determination**

- Take appropriate action based on the event type.
- Update to the latest adapter firmware.

---

**BA160205****Explanation:**

NVMe Controller - Command Failure.

**Problem determination**

- Update to the latest adapter firmware.

---

**BA160206****Explanation:**

NVMe Controller - Namespace OPEN failure.

**Problem determination**

- Verify the file system format is supported.
- Verify that the namespace contains a valid boot image.
- Update to the latest adapter firmware.

---

**BA160207****Explanation:**

NVMe Controller - Clearing Enable bit (CC\_EN) failed.

**Problem determination**

- Update to the latest storage subsystem firmware.

---

**BA160210****Explanation:**

NVMeoF Driver Transport Layer - Open failure.

**Problem determination**

- Update to the latest adapter firmware.
- Replace adapter.
- Check for and apply system firmware update.

---

**BA160300****Explanation:**

AHCI Controller - Memory Allocation/MapIn failure.

**Problem determination**

- Reboot the partition.
- Reflash system firmware.

---

**BA160301****Explanation:**

AHCI Controller - Open failure.

**Problem determination**

- Update to the latest adapter firmware.
- Replace adapter.

---

**BA160302****Explanation:**

AHCI Controller - Failed to come out of reset on CLOSE.

**Problem determination**

- Update to the latest adapter firmware.
- Reboot the partition.

---

**BA170100****Explanation:**

NVRAM data validation check failed

**Problem determination:**

Reboot the system or partition; this failure should correct itself.

**Failing Item**

- [FWNVR2](#)

---

**BA170201****Explanation:**

The firmware was unable to expand the target partition -saving configuration variable

**Failing Item**

- [FWNVR1](#)

---

**BA170202****Explanation:**

The firmware was unable to expand the target partition - writing error log entry

**Failing Item**

- [FWNVR1](#)

---

**BA170203****Explanation:**

The firmware was unable to expand the target partition - writing VPD data

**Failing Item**

- [FWNVR1](#)

---

**BA170220****Explanation:**

The firmware was unable to write a variable value into NVRAM because not enough space exists in NVRAM.

**Problem determination**

Do the following:

- Reduce the number of partitions, if possible, so that each of the remaining partitions has more NVRAM allocated to it.

**Failing Item**

- [NEXTLVL](#)

---

**BA170221****Explanation:**

The setenv/\$setenv function had to delete network boot information to free space in NVRAM.

**Problem determination:**

You might need to use the SMS menus to reenter the parameters for network installation or boot.

---

**BA170998****Explanation:**

NVRAMRC script evaluation error - command line execution error.

**Failing Item**

- [FWNVR3](#)

---

**BA170999****Explanation:**

NVRAMRC script evaluation error - stack unbalanced on completion.

**Problem determination:**

This is a firmware debug environment error. There is no user action or FRU replacement for this error.

**Failing Item**

- [NEXTLVL](#)

---

**BA180006****Explanation:**

PCI adapter FCode evaluation error. Evaluation beyond 256 KB limit prevented

**Response**

1. Check for available adapter firmware updates. Apply update if available. Adapter may not be usable for boot until new adapter microcode is loaded.

---

**BA180007****Explanation:**

Unable to allocate all adapter memory space requirements.

## Response

1. Move adapter to another slot.
2. Check for available adapter firmware updates.  
Apply update if available.
3. Check for available system firmware updates. Apply update if available.
4. Contact the next level of support.

---

### BA180008

#### Explanation:

PCI device FCode evaluation error.

#### Failing Item

- [FWPCI1](#)

---

### BA180009

#### Explanation:

The FCode on a PCI adapter left a data stack imbalance.

#### Problem determination:

Check } for } available } adapter } firmware } updates.  
} Apply } update } if } available. Use } of }  
adapter } for } boot } is } not } recommended } until }  
new } adapter microcode } is } loaded.

#### Failing Item

- [FWPCI1](#)

---

### BA180010

#### Explanation:

PCI probe error, bridge in freeze state.

#### Failing Item

- [FWPCI2](#)

---

### BA180011

#### Explanation:

Partition has reached its maximum Open Firmware size. Partition will continue to boot, but some I/O may be unusable as boot devices.

#### Problem determination

1. No action required if I/O used as a boot device functions without failure.
2. Update to latest system firmware level.
3. Contact your next level of support.

---

### BA180012

#### Explanation:

Partition unable to increase size of Real Mode Offset region. Partition will continue to boot, but some I/O may be unusable as boot devices.

#### Problem determination

1. No action required if I/O used as a boot device functions without failure.
2. Update to latest system firmware level.
3. Contact your next level of support.

---

### BA180013

#### Explanation:

A PCI adapter was found that this machine type and model does not support.

#### Problem determination

Is this system an IBM Intellistation model?

- Yes: Complete the following steps.
  1. Check for and apply any available server firmware updates.
  2. Replace the adapter at the location code that was reported with the error.
- No: Remove the PCI adapter specified by the location code.

---

### BA180014

#### Explanation:

MSI software error

#### Failing Item

- [FWFLASH](#)

---

### BA180015

#### Explanation:

PCI slot error operation recovery timed out.

#### Failing Item

- [FWPCI1](#)

---

### BA180020

#### Explanation:

No response was received from a PCI slot during probing

#### Failing Item

- [FWPCI1](#)

---

### BA180030

#### Explanation:

A PHB reset/recovery was successful.

---

**BA180031****Explanation:**

A PHB was reset more than once during the boot or reboot of a system or partition.

---

**BA180040****Explanation:**

The call to determine card presence timed out.

**Problem determination**

1. Retry operation.
2. Reboot partition and check if error occurs again.

---

**BA180099****Explanation:**

PCI probe error, bridge in freeze state, slot in reset state.

**Failing Item**

- [FWFLASH](#)

---

**BA180101****Explanation:**

Stack underflow from fibre-channel adapter.

**Failing Item**

- [FWFWPBL](#)

---

**BA188000****Explanation:**

An unsupported adapter was found in a PCI slot.

**Problem determination:**

Remove the unsupported adapter in the slot specified by the location code.

---

**BA188001****Explanation:**

EEH event detected and successfully recovered.

**Problem determination:**

This is an informational code only, and no action is required. The location code indicates which I/O slot experienced the recovery.

---

**BA188002****Explanation:**

EEH event detected but failed to recover for a specified slot or I/O adapter.

**Problem determination:**

Replace the adapter in the slot specified by the location code. Replace parts specified as secondary location codes, as necessary.

---

**BA188010****Explanation:**

A supplemental information log for BA180010.

**Problem determination**

1. See BA180010 for repair actions.

---

**BA188015****Explanation:**

A supplemental information log for BA180015.

**Problem determination**

1. See BA180015 for repair actions.

---

**BA188020****Explanation:**

A supplemental information log for BA180020.

**Problem determination**

1. See BA180020 for repair actions.

---

**BA188030****Explanation:**

A supplemental information log for BA180030.

**Problem determination**

1. See BA180030 for repair actions.

---

**BA188099****Explanation:**

A supplemental information log for BA180099.

**Problem determination**

1. See BA180099 for repair actions.

---

**BA191001****Explanation:**

The hypervisor function to turn on the speaker reported an error.

**Failing Item**

- [FWFWPBL](#)

---

**BA201001****Explanation:**

The serial interface dropped data packets

**Failing Item**

- [FWFWPBL](#)

---

**BA201002****Explanation:**

The serial interface failed to open.

**Problem determination:**

Check console settings to ensure the console is defined to the correct port. Ensure the console cables are connected to the port that is defined as the console.

**Failing Item**

- [FWFWPBL](#)

---

**BA201003****Explanation:**

The firmware failed to handshake properly with the serial interface.

**Problem determination**

Check for system firmware update.

Contact your next level support for assistance.

**Failing Item**

- [FWFWPBL](#)

---

**BA210000****Explanation:**

Partition firmware reports a default catch.

**Failing Item**

- [FWFWPBL](#)

---

**BA210001****Explanation:**

Partition firmware reports a stack underflow was caught.

**Failing Item**

- [FWFWPBL](#)

---

**BA210002****Explanation:**

Partition firmware was ready before stand-out was ready.

**Failing Item**

- [FWFWPBL](#)

---

**BA210003****Explanation:**

Partition firmware detected a data storage error.

**Failing Item**

- [FWPCI1](#)

---

**BA210004****Explanation:**

An open firmware stack-depth assert failed .

**Problem determination**

Check for system firmware update. Contact your next level support for assistance.

---

**BA210005****Explanation:**

Open firmware free memory chain corruption detected and isolated.

**Problem determination**

Check for system firmware update. Contact your next level support for assistance.

---

**BA210010****Explanation:**

The transfer of control to the SLIC loader failed.

**Failing Item**

- [FWFWPBL](#)

---

**BA210011****Explanation:**

The transfer of control to the I/O reporter failed.

**Failing Item**

- [FWFWPBL](#)

---

**BA210012****Explanation:**

NVRAMRC forced-boot problem; unable to load operating system that was loaded on previous boot.

**Problem determination:**

Use the bootlist menus in the SMS to verify that the operating system image can still be detected by firmware. If firmware does not see the image, reload the operating system.

---

**BA210013****Explanation:**

There was a partition firmware error when in the SMS menus.

**Response**

Look for server firmware updates; apply if available.

---

**BA210020****Explanation:**

The I/O configuration exceeds the maximum size allowed by partition firmware.

**Problem determination:**

Increase the logical memory block size to 256 megabytes (MB) and reboot the managed system. (If the logical memory block size is already 256 MB, contact your next level of support.)

**Failing Item**

- [NEXTLVL](#)

---

**BA210021****Explanation:**

Client interface execution error. A call was made to the client interface while servicing another call.

**Problem determination**

1. Check the log for error information.
2. Check for and apply system firmware updates.
3. Contact your next level of support for assistance.

---

**BA210100****Explanation:**

The partition firmware was unable to log an error with the server firmware. No reply was received from the server firmware to an error log that was sent previously.

**Failing Item**

- [NEXTLVL](#)

---

**BA210101****Explanation:**

The partition firmware error log queue is full.

**Problem determination:**

Contact service support.

**Failing Item**

- [NEXTLVL](#)

---

**BA210102****Explanation:**

There was a communication failure between partition firmware and the hypervisor. The lpevent that was expected from the hypervisor was not received.

**Response**

1. Review the error logs for errors that occurred around the time of this error. Correct any errors that are found and reboot the blade server.
2. Look for server firmware updates; apply if available.

---

**BA210103****Explanation:**

There was a communication failure between partition firmware and the hypervisor. There was a failing return code with the lpevent acknowledgement from the hypervisor.

**Response**

1. Review the error logs for errors that occurred around the time of this error. Correct any errors that are found and reboot the blade server.
2. Look for server firmware updates; apply if available.

---

**BA218000****Explanation:**

A supplemental information log for BA210000.

**Problem determination**

1. See BA210000 for repair actions.

---

**BA218001****Explanation:**

A supplemental information log for BA210001.

**Problem determination**

1. See BA210001 for repair actions.

---

**BA218003****Explanation:**

A supplemental information log for BA210003.

**Problem determination**

1. See BA210003 for repair actions.

---

**BA218004****Explanation:**

A supplemental information log for BA210004.

**Problem determination**

1. See BA210004 for repair actions.

---

**BA218005****Explanation:**

A supplemental information log for BA210005.



## Problem determination

1. See BA210005 for repair actions.

---

### BA218012

**Explanation:**

A supplemental information log for BA210012.

## Problem determination

1. See BA210012 for repair actions.

---

### BA218013

**Explanation:**

A supplemental information log for BA210013.

## Problem determination

1. See BA210013 for repair actions.

---

### BA220020

**Explanation:**

CRQ registration error; partner vslot not valid.

**Problem determination:**

From the HMC, verify that this client virtual-slot device has a valid server virtual-slot device in a hosting partition.

---

### BA220030

**Explanation:**

Subordinate CRQ registration error, partner vslot not valid.

**Problem determination:**

From the HMC/IVM, verify that this client virtual-slot device has a valid server virtual-slot device in a hosting partition.

---

### BA250010

**Explanation:**

dlpar error in open firmware.

## Failing Item

- [FWLPAR](#)

---

### BA250020

**Explanation:**

dlpar error in open firmware due to an invalid dlpar entity. This error may have been caused by an errant or hung operating system process.

## Problem determination

Do the following:

1. Check for operating system updates that resolve problems with dynamic logical partitioning (dlpar) and apply them, if available.

2. Check for server firmware updates and apply them, if available.

---

### BA250030

**Explanation:**

A hotplug operation in dynamic logical partitioning (dlpar) was terminated for concurrent firmware update.

**Problem determination:**

Retry the hotplug operation after the concurrent firmware update is complete.

---

### BA250040

**Explanation:**

Unable to generate device-tree node for partition migration

**Problem determination:**

After performing the FWFLASH procedure, check for operating system updates and apply them if available.

## Failing Item

- [FWFLASH](#)

---

### BA250050

**Explanation:**

DLPAR is not supported, asset protected PCI device.

## Problem determination

- Retry the operation.
- Verify the adapter is seated properly.
- Check for adapter firmware updates.
- Check for system firmware updates.
- Check for OS updates.

---

### BA250060

**Explanation:**

EEH error in OF-lite.

## Problem determination

1. See BA250060 for repair actions.

---

### BA278001

**Explanation:**

Failed to flash firmware; invalid image file

**Problem determination:**

Obtain a valid firmware image for this system.

---

### BA278002

**Explanation:**

Flash file is not designed for this eServer platform.

**Problem determination:**

Obtain a valid firmware image for this system.

---

**BA278003****Explanation:**

Unable to lock the firmware update lid manager.

**Problem determination**

Do the following:

1. Reboot the system.
2. Make sure that the operating system is authorized to update the firmware. If the system is running multiple partitions, verify that this partition has service authority.

---

**BA278004****Explanation:**

An invalid firmware update lid was requested.

**Problem determination:**

Obtain a valid firmware image for this system.

---

**BA278005****Explanation:**

Failed to flash a firmware update lid.

**Problem determination:**

Obtain a valid firmware image for this system.

---

**BA278006****Explanation:**

Unable to unlock the firmware update lid manager.

**Problem determination:**

Reboot the system.

---

**BA278007****Explanation:**

Failed to reboot the system after a firmware flash update.

**Problem determination:**

Manually reboot the system.

---

**BA278008****Explanation:**

A server firmware update was attempted from the operating system. You must perform the update by using the Hardware Management Console (HMC).

**Problem determination:**

Perform the flash update from the HMC.

---

**BA278009****Explanation:**

The server firmware update management tools for the version of Linux that you are running are incompatible with this system.

**Problem determination:**

Go to the Service and productivity tools for Linux on POWER link and download the latest service aids and productivity tools for the version of Linux that you are running.

---

**BA27800A****Explanation:**

Firmware flash failed due to hardware error being reported.

**Problem determination:**

Resolve any problems that are found in the error logs, then retry the firmware flash.

---

**BA27800B****Explanation:**

Firmware flash failed because flash image's release date is later than system's firmware maintenance entitlement date.

**Problem determination**

1. Update system's firmware maintenance entitlement date.
2. See additional logs for more information.

---

**BA280000****Explanation:**

RTAS discovered a hardware or firmware error.

**Problem determination**

Do the following:

1. Review error logs for other entries posted at approximately the same time as this entry.
2. Check error logs posted in ASM if the service processor is available.
3. If no other entries found, check for system firmware update.

**Failing Item**

- [NEXTLVL](#)

---

**BA290000****Explanation:**

RTAS discovered an internal stack overflow

**Failing Item**

- [FWFWPBL](#)

---

**BA290001****Explanation:**

RTAS low memory corruption

## Failing Item

- [FWFWPBL](#)

---

### BA290002

**Explanation:**

RTAS low memory corruption

## Failing Item

- [FWFWPBL](#)

---

### BA2C0000

**Explanation:**

Open failure.

## Problem determination

1. Investigate and resolve any issues reported in the trace data included in this error log.
2. Update firmware to the latest level.

---

### BA300010

**Explanation:**

The partition exceeded the maximum number of logical memory blocks allowed under the new memory allocation scheme.

**Problem determination:**

Reduce the total logical memory block limit in the partition profile, then reactivate the partition. (The maximum number of logical memory blocks per partition is 128 kilobytes (Kb) under the new memory allocation scheme.)

---

### BA300020

**Explanation:**

Function call to isolate a logical memory block failed under the standard memory allocation scheme.

## Problem determination

Do the following:

1. Check for system firmware updates; apply if available.
2. Upgrade the operating system to a level that supports the new memory representation, or edit the profile to have fewer logical memory blocks than the 8K maximum.
3. Reboot the partition.

---

### BA300030

**Explanation:**

Function call to make a logical memory block unusable failed under the standard memory allocation scheme.

## Problem determination

Do the following:

1. Check for system firmware updates; apply if available.
2. Upgrade the operating system to a level that supports the new memory representation, or edit the profile to have fewer logical memory blocks than the 8K maximum.
3. Reboot the partition.

---

### BA300040

**Explanation:**

The partition, which is running the traditional memory representation, exceeded the limit of 8192 logical memory blocks allowed by the standard memory allocation scheme.

## Problem determination

Do the following:

1. Upgrade the operating system to a level that supports the new memory representation, or edit the profile to have fewer logical memory blocks than the 8K maximum.
2. Reboot the partition.

---

### BA310010

**Explanation:**

The firmware could not obtain the SRC history.

## Failing Item

- [FWFLASH](#)

---

### BA310020

**Explanation:**

The firmware received an invalid SRC history.

## Failing Item

- [FWFLASH](#)

---

### BA320030

**Explanation:**

The firmware operation to write the MAC address to vital product data (VPD) failed

## Failing Item

- [FWFLASH](#)

---

### BA320060

**Explanation:**

Invalid vital product data (VPD): no description was found.

## Failing Item

- [FWFLASH](#)

---

### BA330000

**Explanation:**

Memory allocation error in partition firmware.

### Problem determination

- Reboot partition
- Reflash firmware

---

### BA330001

**Explanation:**

memory allocation error

### Problem determination

- Reboot partition
- Reflash firmware

---

### BA330002

**Explanation:**

memory allocation error

### Problem determination

- Reboot partition
- Reflash firmware

---

### BA330003

**Explanation:**

memory allocation error

### Problem determination

- Reboot partition
- Reflash firmware

---

### BA330004

**Explanation:**

memory allocation error

### Problem determination

1. Reboot the partition.
2. Check for system firmware updates; apply if available.

---

### BA330010

**Explanation:**

A virtual real memory (VRM) pin page function call failed.

## Problem determination

1. Check for the system firmware updates; apply if available.
2. Contact your next level of support.

---

### BA330011

**Explanation:**

A virtual real memory (VRM) unpin page function call failed.

### Problem determination

1. Check for the system firmware updates; apply if available.
2. Contact your next level of support.

---

### BA340001

**Explanation:**

Logical partition (LP) event communication failure reading integrated fabric manager parameter data structure from service processor.

### Problem determination

1. Apply updated firmware if available.
2. Contact the next level of support for assistance.

---

### BA340002

**Explanation:**

Logical partition (LP) event communication failure reading integrated fabric manager parameter location code mapping data from service processor.

### Problem determination

1. Apply updated firmware if available.
2. Contact the next level of support for assistance.

---

### BA340003

**Explanation:**

Internal firmware error. Could not allocate memory for integrated fabric manager location code mapping data.

### Problem determination

1. Apply updated firmware if available.
2. Contact the next level of support for assistance.

---

### BA340004

**Explanation:**

Internal firmware error. Integrated fabric manager parameter data corrupted.

## Problem determination

1. Apply updated firmware if available.
2. Contact the next level of support for assistance.

---

### BA340005

#### Explanation:

Internal firmware error. Location code mapping table corrupted.

## Problem determination

1. Apply updated firmware if available.
2. Contact the next level of support for assistance.

---

### BA340006

#### Explanation:

Logical partition (LP) event communication failure reading system initiator capability data from service processor.

## Problem determination

1. Apply updated firmware if available.
2. Contact the next level of support for assistance.

---

### BA340007

#### Explanation:

Internal firmware error. Integrated fabric manager system initiator capability data corrupted.

## Problem determination

1. Apply updated firmware if available.
2. Contact the next level of support for assistance.

---

### BA340008

#### Explanation:

Internal firmware error. Integrated fabric manager system initiator capability data version not correct.

## Problem determination

1. Apply updated firmware if available.
2. Contact the next level of support for assistance.

---

### BA340009

#### Explanation:

Internal firmware error. Integrated fabric manager system initiator capability processing encountered unexpected error.

## Problem determination

1. Apply updated firmware if available.
2. Contact the next level of support for assistance.

---

### BA34000A

#### Explanation:

Integrated fabric manager parameter data version not supported by partition firmware.

## Problem determination

1. Apply updated Management Module and system firmware, if available.
2. Contact the next level of support for assistance.

---

### BA340010

#### Explanation:

Internal firmware error detected during integrated integrated fabric manager processing.

## Problem determination

1. Apply updated system firmware if available.
2. Contact the next level of support for assistance.

---

### BA340011

#### Explanation:

Attempt to assign user-specified fabric addresses failed.

## Problem determination

1. Apply updated I/O adapter firmware if available.
2. Replace adapter identified by the location code.
3. Contact the next level of support for assistance.

---

### BA340012

#### Explanation:

I/O adapter does not have integrated fabric management capability even though user-assigned fabric addresses have been provided for address reassignment.

## Problem determination

1. Apply updated I/O adapter firmware if available.
2. Replace adapter identified by the location code
3. Contact your next level of support for assistance.

---

### BA340013

#### Explanation:

Attempt to force I/O adapter to revert from use of fabric ID to its manufacturing assigned address failed.

## Problem determination

1. Apply updated I/O adapter firmware if available.
2. Replace adapter identified by the location code.

3. Contact the next level of support for assistance.

---

**BA340020****Explanation:**

Logical partition (LP) event communication failure writing integrated fabric manager parameter data to service processor.

**Problem determination**

1. Apply updated firmware if available.
2. Contact the next level of support for assistance.

---

**BA340021****Explanation:**

Logical partition (LP) event communication failure writing integrated fabric manager system initiator capabilities data to service processor.

**Problem determination**

1. Apply updated firmware if available.
2. Contact the next level of support for assistance.

---

**BA350000****Explanation:**

An error occurred when attempting to create a system plan; this normally results in no system plan being created. This is an informational code; typically, no hardware needs to be replaced. The problem may be an intermittent hardware error, or may be firmware-related.

**Problem determination**

1. Try again to create a system plan. If the retry is successful and the system plan is created, no other action is required.
2. Check the error logs for hardware errors, and verify that I/O hardware is reporting correctly to the server. If a problem is found, correct it, then try again to create a system plan.
3. Check for and apply any available system firmware update.
4. Contact your next level of support.

---

**BA350100****Explanation:**

Informational message: the string property value is longer than the buffer that was allocated. The string has been truncated to fit in the buffer space that was allocated.

---

**BA350103****Explanation:**

Failed to obtain the time and date from firmware.

**Problem determination**

1. Check for system firmware updates; apply if available.
2. Reboot the system.

---

**BA350104****Explanation:**

An error occurred in the firmware function that manages parent topology identifiers.

**Problem determination**

1. Reboot the system.
2. Check for system firmware updates; apply if available.

---

**BA400001****Explanation:**

DMA trace buffer overflow; informational message.

**Response:**

Check for system firmware updates; apply if available.

---

**BA400002****Explanation:**

DMA map-out size mismatch; informational message.

**Problem determination:**

Check for system firmware updates; apply if available.

---

**BA540010****Explanation:**

Boot image failed Secure Boot validation. Security Boot Policy prohibits boot.

**Response**

Replace the boot image with a properly signed image.

---

**BA540020****Explanation:**

Boot image failed Secure Boot validation. Security Boot Policy allowed boot to continue.

---

**BA540030****Explanation:**

Unable to determine the Secure Boot policy for the partition.

**Response**

Update the System Driver to the latest release.

---

**BA5400A1****Explanation:**

Failed to call the validation function.

## Problem determination

1. Restart the partition to perform a retry operation.
2. Check for and apply any system firmware update.
3. Contact your next level of support for assistance.

---

### BA5400A2

#### Explanation:

Validation failed for at least one FCode image. The log entry includes location codes of failed PCI devices. The SMS menus can be used to get descriptions for FCode validation failures.

## Problem determination

1. If the adapter is required for boot, update adapter microcode. Repeat microcode update if problem persists.
2. Check for and apply any system firmware update.
3. Contact your next level of support for assistance.

---

### BA5400A3

#### Explanation:

Secure boot validation location code buffer overflow. Some device location codes not logged.

## Problem determination

1. Update adapter microcode for adapters identified in BA5400A2 SRC log entry.
2. Check for and apply any system firmware update.
3. Contact your next level of support for assistance.

---

### BA5400A4

#### Explanation:

Firmware device driver validation failed for at least one device in the boot list. The log entry includes location codes of failed PCI devices. The SMS menus can be used to get descriptions for firmware device driver validation failures

## Problem determination

1. Update adapter microcode. Repeat microcode update if problem persists.
2. Check for and apply any system firmware update.
3. Contact your next level of support for assistance.

---

### BA5400A5

#### Explanation:

Firmware device driver has failed Secure Boot validation for the specified device function. The boot driver from the adapter is not trusted, therefore a trusted substitute version from system firmware was loaded in its place. This driver version may not be

the latest version available. The log entry provides the location code of the failed PCI device function. The SMS menus can be used to see more detail regarding firmware device driver validation failures.

## Problem determination

1. Update adapter microcode with the latest available version. Repeat microcode update if problem persists.
2. Check for and apply any system firmware update.
3. Contact your next level of support for assistance.

---

### BA5400A6

#### Explanation:

Firmware device driver has failed Secure Boot validation for the specified device function. A trusted version of the driver is not available from system firmware, therefore the failed adapter driver was loaded. As a result, the Secure Boot feature may be compromised for the partition. The log entry provides the location code of the failed PCI device function. The SMS menus can be used to see more detail regarding firmware device driver validation failures.

## Problem determination

1. Update adapter microcode with the latest available version. Repeat microcode update if problem persists.
2. Check for and apply any system firmware update.
3. Contact your next level of support for assistance.

---

### BA540100

#### Explanation:

Unable to access and load secure boot verification ROM successfully.

## Problem determination

1. Check for and apply system firmware update.
2. Contact your next level of support for assistance.

---

### BA540101

#### Explanation:

The OS boot loader encountered a secure boot error.

## Problem determination

1. Check the log for error information.
2. Check for and apply system firmware updates.
3. Contact your next level of support for assistance.

---

### BA540102

#### Explanation:

The OS kernel failed secure boot validation.

### Problem determination

1. Check the log for error information.
2. Check for and apply system firmware update.
3. Contact your next level of support for assistance.

---

#### BA540103

##### Explanation:

The FCode Drivers LID could not be loaded.

### Problem determination

1. Check for and apply system firmware update.
2. Contact your next level of support for assistance.

---

#### BA540300

##### Explanation:

An attempt was made to access the Open Firmware prompt via a keystroke or partition setting. Accessing the Open Firmware prompt is blocked when the Secure Boot policy for the partition is Enabled or Enforced.

### Problem determination

1. If the Secure Boot policy for the partition is Enabled and Log-Only, no action is required. In Log-Only mode, this log is informational.
2. If the Secure Boot policy for the partition is Enabled and Enforced, modify the Secure Boot policy to Disabled or Enabled and Log-Only to allow access to the Open Firmware prompt.

---

#### BA540310

##### Explanation:

An attempt was made to access the Open Firmware prompt after a partition boot failure. Accessing the Open Firmware prompt is blocked when the Secure Boot policy for the partition is Enabled and Enforced.

### Problem determination

1. If the Secure Boot policy for the partition is Enabled and Log-Only, no action is required. In Log-Only mode, this log is informational.
2. If the Secure Boot policy for the partition is Enabled and Enforced, look for other BAxxxxxx errors preceding this error in the error log. Resolve those errors and retry the boot partition.

---

#### BA540320

##### Explanation:

An attempt was made to access Open Firmware debug. Accessing Open Firmware debug is blocked

when the Secure Boot policy for the partition is Enabled and Enforced.

### Problem determination

1. If the Secure Boot policy for the partition is Enabled and Log-Only, no action is required. In Log-Only mode, this log is informational.
2. If the Secure Boot policy for the partition is Enabled and Enforced, modify the Secure Boot policy to Disabled or Enabled and Log-Only to allow access to Open Firmware debug.

---

#### BA540330

##### Explanation:

An attempt was made to access the Open Firmware prompt using the Client Interface. Accessing the Open Firmware prompt is blocked when the Secure Boot policy for the partition is Enabled and Enforced.

### Problem determination

1. If the Secure Boot policy for the partition is Enabled and Log-Only, no action is required. In Log-Only mode, this log is informational.
2. If the Secure Boot policy for the partition is Enabled and Enforced, and access to the Open Firmware prompt is required, then modify the Secure Boot policy to Disabled or Enabled and Log-Only.

---

#### BA540345

##### Explanation:

GA flag is on and Secure Boot is disabled.

### Problem determination

1. No action required. This log is informational only.

---

#### BA540355

##### Explanation:

Trace of SMS macro buffer.

### Problem determination

1. No action required. This log is informational only.

---

#### BA54504D

##### Explanation:

A Virtual Trusted Platform Module (vTPM) driver entered a failure state.

##### Problem determination:

Check for system firmware updates; apply if available.

---

#### BA54505D

##### Explanation:



An error occurred while trying to return the Virtual Trusted Platform Module (vTPM) to the init state.

**Problem determination:**

Check for system firmware updates; apply if available.

---

**BA550200**

**Explanation:**

This informational log entry was made on behalf of a debugging utility. No devices need to be repaired unless indicated by other SRCs with the same device location code.

**Problem determination**

1. Contact your next level of support.

---

**BA550201**

**Explanation:**

This informational log entry was made on behalf of a debugging utility. No devices need to be repaired unless indicated by other SRCs with the same device location code.

---

## (BBxx) Reference codes

A BBxx reference code indicates that an event or error was detected and logged by the kernel-based virtual machine (KVM).

---

**BB821010**

**Explanation:**

An in-band firmware update using the update-flash tool failed on PowerNV.

**Response**

Collect the following data to analyze the problem:

1. Collect debug data. Run the following command to collect debug data on the PowerNV system: "sosreport"
2. Collect service processor and system dump.

**Problem determination:**

The problem might be due to the firmware image. Try the firmware update again using a different image. If that does not resolve the problem then perform the problem determination steps below and contact your next level of support.

---

**BB821011**

**Explanation:**

An in-band firmware update initialization failed on PowerNV.

**Response**

Collect the following data to analyze the problem:

**Problem determination**

1. Contact your next level of support.

---

**BA600001**

**Explanation:**

Unsupported trace type value specified.

**Problem determination**

1. Check for and apply any system firmware update.
2. Contact your next level of support for assistance.

---

**BA600002**

**Explanation:**

Stack depth incorrect for trace entry type value specified.

**Problem determination**

1. Check for and apply any system firmware update.
2. Contact your next level of support for assistance.

1. Collect debug data. Run the following command to collect debug data on the PowerNV system: "sosreport"
2. Collect service processor and system dump.

**Problem determination:**

Reboot the machine and try the firmware update again. If that does not resolve the problem then perform the problem determination steps below and contact your next level of support.

---

**BB821012**

**Explanation:**

During an in-band firmware update, host kernel failed to send the image properly.

**Response**

Collect the following data to analyze the problem:

1. Collect debug data. Run the following command to collect debug data on the PowerNV system: "sosreport"
2. Collect service processor and system dump.

**Problem determination:**

Reboot the machine and try the firmware update again. If that does not resolve the problem then perform the problem determination steps below and contact your next level of support.

---

**BB821013****Explanation:**

An in-band firmware Commit / Reject operation failed on PowerNV.

**Response**

Collect the following data to analyze the problem:

1. Collect debug data. Run the following command to collect debug data on the PowerNV system: "sosreport"
2. Collect service processor and system dump.

**Problem determination:**

Reboot the machine and try the firmware update again. If that does not resolve the problem then perform the problem determination steps below and contact your next level of support.

---

**BB821014****Explanation:**

An in-band firmware update failed to allocate memory on PowerNV.

**Response**

Collect the following data to analyze the problem:

1. Collect debug data. Run the following command to collect debug data on the PowerNV system: "sosreport"
2. Collect service processor and system dump.

**Problem determination:**

Reboot the machine and try the firmware update again. If that does not resolve the problem then perform the problem determination steps below and contact your next level of support.

---

**BB821015****Explanation:**

An in-band firmware update got unknown notification from service processor.

**Response**

Collect the following data to analyze the problem:

1. Collect debug data. Run the following command to collect debug data on the PowerNV system: "sosreport"
2. Collect service processor and system dump.

**Problem determination:**

Reboot the machine and try the firmware update again. If that does not resolve the problem then perform the problem determination steps below and contact your next level of support.

---

**BB821016****Explanation:**

An in-band firmware update failed to retrieve all required components of the new firmware.

**Response**

Collect the following data to analyze the problem:

1. Collect debug data. Run the following command to collect debug data on the PowerNV system: "sosreport"
2. Collect service processor and system dump.

**Problem determination:**

Reboot the machine and try the firmware update again. If that does not resolve the problem then perform the problem determination steps below and contact your next level of support.

---

**BB821110****Explanation:**

PowerNV failed to read from or write to the serial communication interface.

**Response**

Collect the following data to analyze the problem:

1. Collect debug data. Run the following command to collect debug data on the PowerNV system: "sosreport"
2. Collect service processor and system dump.
3. Contact your next level of support.

---

**BB821111****Explanation:**

PowerNV failed to read from or write to the serial communication interface by using an indirect path.

**Response**

Collect the following data to analyze the problem:

1. Collect debug data. Run the following command to collect debug data on the PowerNV system: "sosreport"
2. Collect service processor and system dump.
3. Contact your next level of support.

---

**BB821112****Explanation:**

PowerNV failed to reset the serial communication interface.

**Response**

Collect the following data to analyze the problem:

1. Collect debug data. Run the following command to collect debug data on the PowerNV system:"sosreport"
2. Collect service processor and system dump.
3. Contact your next level of support.

---

**BB821113****Explanation:**

XSCOM read/write operation failed since the XSCOM unit is busy.

**Response**

Collect the following data to analyze the problem:

1. Collect debug data. Run the following command to collect debug data on the PowerNV system:"sosreport"
2. Collect service processor and system dump.
3. Contact your next level of support.

---

**BB821410****Explanation:**

A fatal OPAL error occurred.

**Response**

Collect the following data to analyze the problem:

1. Collect debug data. Run the following command to collect debug data on the PowerNV system:"sosreport"
2. Collect service processor and system dumps.
3. Contact your next level of support.

---

**BB821510****Explanation:**

The service processor failed to report correctable or uncorrectable memory errors to the Hypervisor.

**Response**

Collect the following data to analyze the problem:

1. Collect debug data. Run the following command to collect debug data on the PowerNV system:"sosreport"
2. Collect service processor and system dump.
3. Contact your next level of support.

---

**BB821511****Explanation:**

The service processor failed to report large scale memory deallocation errors to the Hypervisor.

**Response**

Collect the following data to analyze the problem:

1. Collect debug data. Run the following command to collect debug data on the PowerNV system:"sosreport"
2. Collect service processor and system dump.
3. Contact your next level of support.

---

**BB821610****Explanation:**

PowerNV failed to initialize the memory controller.

**Response**

Collect the following data to analyze the problem:

1. Collect debug data. Run the following command to collect debug data on the PowerNV system:"sosreport"
2. Collect service processor and system dump.
3. Contact your next level of support.

---

**BB821611****Explanation:**

PowerNV failed to read from or write to the memory controller.

**Response**

Collect the following data to analyze the problem:

1. Collect debug data. Run the following command to collect debug data on the PowerNV system:"sosreport"
2. Collect service processor and system dump.
3. Contact your next level of support.

---

**BB821710****Explanation:**

PowerNV failed to communicate to an internal monitoring and control bus.

**Response**

Collect the following data to analyze the problem:

1. Collect debug data. Run the following command to collect debug data on the PowerNV system:"sosreport"
2. Collect service processor and system dump.
3. Contact your next level of support.

---

**BB821810****Explanation:**

OPAL failed to initialize the service processor dump retrieval infrastructure.

**Response**

Collect the following data to analyze the problem:

1. Collect debug data. Run the following command to collect debug data on the PowerNV system:"sosreport"
2. Collect service processor and system dump.
3. Contact your next level of support.

---

**BB821811****Explanation:**

OPAL was not able to find the dump with the said ID in its list of dumps.

**Response**

Collect the following data to analyze the problem:

1. Collect debug data. Run the following command to collect debug data on the PowerNV system:"sosreport"
2. Collect service processor and system dump.
3. Contact your next level of support.

---

**BB821812****Explanation:**

OPAL's dump retrieval infrastructure experienced an error. See user data section for more details.

**Response**

Collect the following data to analyze the problem:

1. Collect debug data. Run the following command to collect debug data on the PowerNV system:"sosreport"
2. Collect service processor and system dump.
3. Contact your next level of support.

---

**BB821813****Explanation:**

Initialization of the dump descriptor table failed in OPAL.

**Response**

Collect the following data to analyze the problem:

1. Collect debug data. Run the following command to collect debug data on the PowerNV system:"sosreport"
2. Collect service processor and system dump.
3. Contact your next level of support.

---

**BB821814****Explanation:**

Dump descriptor table update failed in OPAL.

**Response**

Collect the following data to analyze the problem:

1. Collect debug data. Run the following command to collect debug data on the PowerNV system:"sosreport"
2. Collect service processor and system dump.
3. Contact your next level of support.

---

**BB821815****Explanation:**

Adding a new entry to the dump descriptor table failed in OPAL.

**Response**

Collect the following data to analyze the problem:

1. Collect debug data. Run the following command to collect debug data on the PowerNV system:"sosreport"
2. Collect service processor and system dump.
3. Contact your next level of support.

---

**BB821816****Explanation:**

Failed to remove a dump descriptor table entry in OPAL.

**Response**

Collect the following data to analyze the problem:

1. Collect debug data. Run the following command to collect debug data on the PowerNV system:"sosreport"
2. Collect service processor and system dump.
3. Contact your next level of support.

---

**BB821910****Explanation:**

A System Power Control Network (SPCN) command failed in PowerNV.

**Response**

Collect the following data to analyze the problem:

1. Collect debug data. Run the following command to collect debug data on the PowerNV system:"sosreport"
2. Collect service processor and system dump.
3. Contact your next level of support.

---

**BB821911****Explanation:**

Invalid memory buffer.

**Response**

Collect the following data to analyze the problem:

1. Collect debug data. Run the following command to collect debug data on the PowerNV system:"sosreport"
2. Collect service processor and system dump.
3. Contact your next level of support.

---

**BB821912****Explanation:**

PowerNV failed to find an LED location code.

**Response**

Collect the following data to analyze the problem:

1. Collect debug data. Run the following command to collect debug data on the PowerNV system:"sosreport"
2. Collect service processor and system dump.
3. Contact your next level of support.

---

**BB821913****Explanation:**

PowerNV Failed to change an LED state.

**Response**

Collect the following data to analyze the problem:

1. Collect debug data. Run the following command to collect debug data on the PowerNV system:"sosreport"
2. Collect service processor and system dump.
3. Contact your next level of support.

---

**BB821914****Explanation:**

LED support not present in PowerNV.

**Response**

Collect the following data to analyze the problem:

1. Collect debug data. Run the following command to collect debug data on the PowerNV system:"sosreport"
2. Collect service processor and system dump.
3. Contact your next level of support.

---

**BB822010****Explanation:**

Failure initializing an internal sensor in PowerNV.

**Response**

Collect the following data to analyze the problem:

1. Collect debug data. Run the following command to collect debug data on the PowerNV system:"sosreport"

2. Collect service processor and system dump.
3. Contact your next level of support.

---

**BB822011****Explanation:**

OPAL failed to read the sensor data from Service Processor.

**Response**

Collect the following data to analyze the problem:

1. Collect debug data. Run the following command to collect debug data on the PowerNV system:"sosreport"
2. Collect service processor and system dump.
3. Contact your next level of support.

---

**BB822012****Explanation:**

Invalid sensor data returned from service processor.

**Response**

Collect the following data to analyze the problem:

1. Collect debug data. Run the following command to collect debug data on the PowerNV system:"sosreport"
2. Collect service processor and system dump.
3. Contact your next level of support.

---

**BB822110****Explanation:**

Component initialization failure in PowerNV.

**Response**

Collect the following data to analyze the problem:

1. Collect debug data. Run the following command to collect debug data on the PowerNV system:"sosreport"
2. Collect service processor and system dump.
3. Contact your next level of support.

---

**BB822111****Explanation:**

Failure reading a registry from the service processor.

**Response**

Collect the following data to analyze the problem:

1. Collect debug data. Run the following command to collect debug data on the PowerNV system:"sosreport"
2. Collect service processor and system dump.

3. Contact your next level of support.

---

**BB822112****Explanation:**

Failure writing a registry from service processor.

**Response**

Collect the following data to analyze the problem:

1. Collect debug data. Run the following command to collect debug data on the PowerNV system:"sosreport"
2. Collect service processor and system dump.
3. Contact your next level of support.

---

**BB822113****Explanation:**

Failure setting registry in PowerNV.

**Response**

Collect the following data to analyze the problem:

1. Collect debug data. Run the following command to collect debug data on the PowerNV system:"sosreport"
2. Collect service processor and system dump.
3. Contact your next level of support.

---

**BB822210****Explanation:**

Service processor response timed out.

**Response**

Collect the following data to analyze the problem:

1. Collect debug data. Run the following command to collect debug data on the PowerNV system:"sosreport"
2. Collect service processor and system dump.
3. Contact your next level of support.

---

**BB822310****Explanation:**

PowerNV failed to initialize an I2C controller.

**Response**

Collect the following data to analyze the problem:

1. Collect debug data. Run the following command to collect debug data on the PowerNV system:"sosreport"
2. Collect service processor and system dump.
3. Contact your next level of support.

---

**BB822311****Explanation:**

I2C controller failed to send start request.

**Response**

Collect the following data to analyze the problem:

1. Collect debug data. Run the following command to collect debug data on the PowerNV system:"sosreport"
2. Collect service processor and system dump.
3. Contact your next level of support.

---

**BB822312****Explanation:**

I2C controller timed out while waiting for the response of sent request.

**Response**

Collect the following data to analyze the problem:

1. Collect debug data. Run the following command to collect debug data on the PowerNV system:"sosreport"
2. Collect service processor and system dump.
3. Contact your next level of support.

---

**BB822313****Explanation:**

I2C controller failed to read/write data.

**Response**

Collect the following data to analyze the problem:

1. Collect debug data. Run the following command to collect debug data on the PowerNV system:"sosreport"
2. Collect service processor and system dump.
3. Contact your next level of support.

---

**BB822314****Explanation:**

PowerNV failed to reset an I2C engine.

**Response**

Collect the following data to analyze the problem:

1. Collect debug data. Run the following command to collect debug data on the PowerNV system:"sosreport"
2. Collect service processor and system dump.
3. Contact your next level of support.

---

**BB822410****Explanation:**

PowerNV failed to send an IPMI request.

## Response

Collect the following data to analyze the problem:

1. Collect debug data. Run the following command to collect debug data on the PowerNV system:"sosreport"
2. Collect service processor and system dump.
3. Contact your next level of support.

---

### BB822411

#### Explanation:

PowerNV failed to get an IPMI response.

## Response

Collect the following data to analyze the problem:

1. Collect debug data. Run the following command to collect debug data on the PowerNV system:"sosreport"
2. Collect service processor and system dump.
3. Contact your next level of support.

---

### BB822412

#### Explanation:

PowerNV received an IPMI DMA error response.

## Response

Collect the following data to analyze the problem:

1. Collect debug data. Run the following command to collect debug data on the PowerNV system:"sosreport"
2. Collect service processor and system dump.
3. Contact your next level of support.

---

### BB823010

#### Explanation:

PowerNV reboot requested due to a Platform error.

## Response

Collect the following data to analyze the problem:

1. Collect debug data. Run the following command to collect debug data on the PowerNV system:"sosreport"
2. Collect service processor and system dump.
3. Contact your next level of support.

---

### BB826010

#### Explanation:

PowerNV failed to initialize NVRAM on the system.

## Response

Collect the following data to analyze the problem:

1. Collect debug data. Run the following command to collect debug data on the PowerNV system:"sosreport"
2. Collect service processor and system dump.
3. Contact your next level of support.

---

### BB826011

#### Explanation:

The NVRAM open interface failed in PowerNV.

## Response

Collect the following data to analyze the problem:

1. Collect debug data. Run the following command to collect debug data on the PowerNV system:"sosreport"
2. Collect service processor and system dump.
3. Contact your next level of support.

---

### BB826012

#### Explanation:

NVRAM file size is not valid in PowerNV.

## Response

Collect the following data to analyze the problem:

1. Collect debug data. Run the following command to collect debug data on the PowerNV system:"sosreport"
2. Collect service processor and system dump.
3. Contact your next level of support.

---

### BB826013

#### Explanation:

NVRAM write failed in PowerNV.

## Response

Collect the following data to analyze the problem:

1. Collect debug data. Run the following command to collect debug data on the PowerNV system:"sosreport"
2. Collect service processor and system dump.
3. Contact your next level of support.

---

### BB826014

#### Explanation:

NVRAM read failed in PowerNV.

## Response

Collect the following data to analyze the problem:

1. Collect debug data. Run the following command to collect debug data on the PowerNV system:"sosreport"

2. Collect service processor and system dump.
3. Contact your next level of support.

---

**BB827010****Explanation:**

Real Time Clock (RTC) read failed in PowerNV.

**Response**

Collect the following data to analyze the problem:

1. Collect debug data. Run the following command to collect debug data on the PowerNV system:"sosreport"
2. Collect service processor and system dump.
3. Contact your next level of support.

---

**BB827011****Explanation:**

OPAL failed to send read TOD (Time of Day) request to the service processor.

**Response**

Collect the following data to analyze the problem:

1. Collect debug data. Run the following command to collect debug data on the PowerNV system:"sosreport"
2. Collect service processor and system dump.
3. Contact your next level of support.

---

**BB828010****Explanation:**

OPAL failed to initialize the Service Processor connection monitoring interface.

**Response**

Collect the following data to analyze the problem:

1. Collect debug data. Run the following command to collect debug data on the PowerNV system:"sosreport"
2. Collect service processor and system dump.
3. Contact your next level of support.

---

**BB828011****Explanation:**

OPAL received an incorrect response to a connection monitoring status query. A reset/reload of the service processor was therefore initiated.

**Response**

Collect the following data to analyze the problem:

1. Collect debug data. Run the following command to collect debug data on the PowerNV system:"sosreport"
2. Collect service processor and system dump.
3. Contact your next level of support.

---

**BB828012****Explanation:**

OPAL timed out waiting for an acknowledgement of the connection monitoring ping. A reset/reload of the service processor was therefore initiated.

**Response**

Collect the following data to analyze the problem:

1. Collect debug data. Run the following command to collect debug data on the PowerNV system:"sosreport"
2. Collect service processor and system dump.
3. Contact your next level of support.

---

**BB82A010****Explanation:**

Hypervisor timed out while reading internal bus state data.

**Response**

Collect the following data to analyze the problem:

1. Collect debug data. Run the following command to collect debug data on the PowerNV system:"sosreport"
2. Collect service processor and system dump.
3. Contact your next level of support.

---

**BB82A011****Explanation:**

Hypervisor timed out while writing internal bus state data.

**Response**

Collect the following data to analyze the problem:

1. Collect debug data. Run the following command to collect debug data on the PowerNV system:"sosreport"
2. Collect service processor and system dump.
3. Contact your next level of support.

---

**BB82A012****Explanation:**

SYNC error detected on LPC bus.



## Response

Collect the following data to analyze the problem:

1. Collect debug data. Run the following command to collect debug data on the PowerNV system:"sosreport"
2. Collect service processor and system dump.
3. Contact your next level of support.

---

### BB82A013

#### Explanation:

SYNC error detected on LPC bus when platform is in manufacturing mode. .

## Response

Collect the following data to analyze the problem:

1. Collect debug data. Run the following command to collect debug data on the PowerNV system:"sosreport"
2. Collect service processor and system dump.
3. Contact your next level of support.

---

### BB82B010

#### Explanation:

PowerNV failed to initialize the universal asynchronous receiver or transmitter.

## Response

Collect the following data to analyze the problem:

1. Collect debug data. Run the following command to collect debug data on the PowerNV system:"sosreport"
2. Collect service processor and system dump.
3. Contact your next level of support.

---

### BB82C010

#### Explanation:

PowerNV failed to reset an on-chip controller.

## Response

Collect the following data to analyze the problem:

1. Collect debug data. Run the following command to collect debug data on the PowerNV system:"sosreport"
2. Collect service processor and system dump.
3. Contact your next level of support.

---

### BB82C011

#### Explanation:

PowerNV failed to load an on-chip controller.

## Response

Collect the following data to analyze the problem:

1. Collect debug data. Run the following command to collect debug data on the PowerNV system:"sosreport"
2. Collect service processor and system dump.
3. Contact your next level of support.

---

### BB82C012

#### Explanation:

PowerNV failed to initialize states in an on-chip controller.

## Response

Collect the following data to analyze the problem:

1. Collect debug data. Run the following command to collect debug data on the PowerNV system:"sosreport"
2. Collect service processor and system dump.
3. Contact your next level of support.

---

### BB82C013

#### Explanation:

PowerNV timed out while initialization of all on-chip controller chips.

## Response

Collect the following data to analyze the problem:

1. Collect debug data. Run the following command to collect debug data on the PowerNV system:"sosreport"
2. Collect service processor and system dump.
3. Contact your next level of support.

---

### BB82D010

#### Explanation:

PowerNV failed to update the control panel.

## Response

Collect the following data to analyze the problem:

1. Collect debug data. Run the following command to collect debug data on the PowerNV system:"sosreport"
2. Collect service processor and system dump.
3. Contact your next level of support.

---

### BB82F012

#### Explanation:

PSI Link timeout, may be lost connection with service processor.

## Response

Collect the following data to analyze the problem:

1. Collect debug data. Run the following command to collect debug data on the PowerNV system:"sosreport"

2. Collect service processor and system dump.
3. Contact your next level of support.

## (BC1x) Reference codes

---

A BC1x reference code indicates that an event or exception occurred in boot firmware. To resolve any BC1x reference code, determine if the SRC requires a service action or if it is for tracking purposes only.

Diagnostics analyze an event when it occurs to determine if the event requires service or if the event will only be recorded for tracking purposes and future reference. The determination is based on machine type, model, installed features, configuration, topology and activations at the time of the event.

If you do not find the SRC in a serviceable event view then it is a tracking event only and does not require service.

- Tracking events appear as "informational" or "Misc." or "temp" in the IBM i product activity log and the Advanced System Manage Interface (ASMI).
- Serviceable event views are:
  - AIX® Diagnostics Results Log
  - IBM i problem log
  - IBM i service action log (SAL)
  - Management console service focal point
  - Linux® Diagnostic Messages Log
  - System control panel
  - ASMI listed under serviceable events

---

### BC100102

#### Explanation:

During processor/memory subsystem initialization, an error was encountered.

#### Response:

The FRU callouts are calculated at the time of the failure. Examine the error log for the actual replacement strategy.

---

### BC100103

#### Explanation:

During processor/memory subsystem initialization, an error was encountered.

#### Response:

The FRU callouts are calculated at the time of the failure. Examine the error log for the actual replacement strategy.

---

### BC100104

#### Explanation:

During processor/memory subsystem initialization, an error was encountered.

#### Response:

The FRU callouts are calculated at the time of the failure. Examine the error log for the actual replacement strategy.

---

### BC100105

#### Explanation:

During processor/memory subsystem initialization, an error was encountered.

#### Response:

The FRU callouts are calculated at the time of the failure. Examine the error log for the actual replacement strategy.

---

### BC100107

#### Explanation:

During processor/memory subsystem initialization, an error was encountered.

#### Response:

The FRU callouts are calculated at the time of the failure. Examine the error log for the actual replacement strategy.

---

### BC100202

#### Explanation:

During processor/memory subsystem initialization, an error was encountered: A device driver operation was attempted for which no driver has been registered.

**Response:**

The FRU callouts are calculated at the time of the failure. See the error log for the actual replacement strategy.

---

**BC100203**

**Explanation:**

During processor/memory subsystem initialization, an error was encountered: A device driver operation on a NULL target.

**Response:**

The FRU callouts are calculated at the time of the failure. See the error log for the actual replacement strategy.

---

**BC100204**

**Explanation:**

During processor/memory subsystem initialization, an error was encountered: A double registration was attempted with the routing framework.

**Response:**

The FRU callouts are calculated at the time of the failure. See the error log for the actual replacement strategy.

---

**BC100301**

**Explanation:**

During processor/memory subsystem initialization, an error was encountered: The provided address is over 32 bits long which makes it invalid.

**Response:**

The FRU callouts are calculated at the time of the failure. See the error log for the actual replacement strategy.

---

**BC100302**

**Explanation:**

During processor/memory subsystem initialization, an error was encountered.

**Response:**

The FRU callouts are calculated at the time of the failure. Examine the error log for the actual replacement strategy.

---

**BC100303**

**Explanation:**

During processor/memory subsystem initialization, an error was encountered.

**Response:**

The FRU callouts are calculated at the time of the failure. Examine the error log for the actual replacement strategy.

---

**BC100305**

**Explanation:**

During processor/memory subsystem initialization, an error was encountered: Indirect SCOM Read error.

**Response:**

The FRU callouts are calculated at the time of the failure. See the error log for the actual replacement strategy.

---

**BC100306**

**Explanation:**

During processor/memory subsystem initialization, an error was encountered: Indirect SCOM complete bit did not come on.

**Response:**

The FRU callouts are calculated at the time of the failure. See the error log for the actual replacement strategy.

---

**BC100307**

**Explanation:**

During processor/memory subsystem initialization, an error was encountered: Indirect SCOM Write failed for this address.

**Response:**

The FRU callouts are calculated at the time of the failure. See the error log for the actual replacement strategy.

---

**BC100308**

**Explanation:**

During processor/memory subsystem initialization, an error was encountered: Indirect SCOM complete bit did not come on.

**Response:**

The FRU callouts are calculated at the time of the failure. See the error log for the actual replacement strategy.

---

**BC100309**

**Explanation:**

During processor/memory subsystem initialization, an error was encountered: Scom Translate not supported for this type.

**Response:**

The FRU callouts are calculated at the time of the failure. See the error log for the actual replacement strategy.

---

**BC10030A**

**Explanation:**

During processor/memory subsystem initialization, an error was encountered: Scom Translation did not modify the address.

---

**Response:**

The FRU callouts are calculated at the time of the failure. See the error log for the actual replacement strategy.

---

**BC10030C****Explanation:**

Firmware error during system IPL.

**Response:**

The FRU callouts are calculated at the time of the failure. See the error log for the actual replacement strategy.

---

**BC10030D****Explanation:**

Firmware error during system IPL.

**Response:**

The FRU callouts are calculated at the time of the failure. See the error log for the actual replacement strategy.

---

**BC10030E****Explanation:**

A problem occurred during the IPL of the system.

**Response:**

The FRU callouts are calculated at the time of the failure. See the error log for the actual replacement strategy.

---

**BC10030F****Explanation:**

During processor/memory subsystem initialization, an error was encountered: Bits 0:11 in user supplied data is not zero.

**Response:**

The FRU callouts are calculated at the time of the failure. See the error log for the actual replacement strategy.

---

**BC100310****Explanation:**

During processor/memory subsystem initialization, an error was encountered: No read op on form 1 indirect scom.

**Response:**

The FRU callouts are calculated at the time of the failure. See the error log for the actual replacement strategy.

---

**BC100311****Explanation:**

During processor/memory subsystem initialization, an error was encountered: Hypervisor wakeup failed.

**Response:**

The FRU callouts are calculated at the time of the failure. See the error log for the actual replacement strategy.

---

**BC100312****Explanation:**

During processor/memory subsystem initialization, an error was encountered: SCOM runtime interface not linked.

**Response:**

The FRU callouts are calculated at the time of the failure. See the error log for the actual replacement strategy.

---

**BC100313****Explanation:**

During processor/memory subsystem initialization, an error was encountered: Disabling special wakeup when not enabled.

**Response:**

The FRU callouts are calculated at the time of the failure. See the error log for the actual replacement strategy.

---

**BC100314****Explanation:**

During processor/memory subsystem initialization, an error was encountered: Scom Translate not supported for this type.

**Response:**

The FRU callouts are calculated at the time of the failure. See the error log for the actual replacement strategy.

---

**BC100315****Explanation:**

During processor/memory subsystem initialization, an error was encountered: SCOM access error.

**Response:**

The FRU callouts are calculated at the time of the failure. See the error log for the actual replacement strategy.

---

**BC100316****Explanation:**

During processor/memory subsystem initialization, an error was encountered: Buffer size is less than allowed or NULL data buffer.

**Response:**

The FRU callouts are calculated at the time of the failure. See the error log for the actual replacement strategy.

---

**BC100317****Explanation:**

During processor/memory subsystem initialization, an error was encountered: Scm invalid operation type.

**Response:**

The FRU callouts are calculated at the time of the failure. See the error log for the actual replacement strategy.

---

**BC100318**

**Explanation:**

Secure Boot failure.

**Response:**

The FRU callouts are calculated at the time of the failure. See the error log for the actual replacement strategy.

---

**BC100319**

**Explanation:**

Secure Boot failure.

**Response:**

The FRU callouts are calculated at the time of the failure. See the error log for the actual replacement strategy.

---

**BC10031A**

**Explanation:**

Secure Boot failure.

**Response:**

The FRU callouts are calculated at the time of the failure. See the error log for the actual replacement strategy.

---

**BC10031B**

**Explanation:**

Secure Boot failure.

**Response:**

The FRU callouts are calculated at the time of the failure. See the error log for the actual replacement strategy.

---

**BC10031C**

**Explanation:**

Secure Boot failure.

**Response:**

The FRU callouts are calculated at the time of the failure. See the error log for the actual replacement strategy.

---

**BC10031D**

**Explanation:**

During processor/memory subsystem initialization, an error was encountered: Invalid mode parm for wakeup operation.

**Response:**

The FRU callouts are calculated at the time of the failure. See the error log for the actual replacement strategy.

---

**BC10031E**

**Explanation:**

During processor/memory subsystem initialization, an error was encountered: Unexpectedly forcing wakeup off when the counter is non-zero, implies a bug in the code flow.

**Response:**

The FRU callouts are calculated at the time of the failure. See the error log for the actual replacement strategy.

---

**BC10031F**

**Explanation:**

During processor/memory subsystem initialization, an error was encountered: Unsupported multicast op.

**Response:**

The FRU callouts are calculated at the time of the failure. See the error log for the actual replacement strategy.

---

**BC100401**

**Explanation:**

During processor/memory subsystem initialization, an error was encountered: XSCo access error.

**Response:**

The FRU callouts are calculated at the time of the failure. See the error log for the actual replacement strategy.

---

**BC100402**

**Explanation:**

During processor/memory subsystem initialization, an error was encountered.

**Response:**

The FRU callouts are calculated at the time of the failure. Examine the error log for the actual replacement strategy.

---

**BC100403**

**Explanation:**

During processor/memory subsystem initialization, an error was encountered.

**Response:**

The FRU callouts are calculated at the time of the failure. Examine the error log for the actual replacement strategy.

---

**BC100404**

**Explanation:**

During processor/memory subsystem initialization, an error was encountered.

**Response:**

The FRU callouts are calculated at the time of the failure. Examine the error log for the actual replacement strategy.

---

**BC100405****Explanation:**

A problem occurred during the IPL of the system.

**Response:**

The FRU callouts are calculated at the time of the failure. See the error log for the actual replacement strategy.

---

**BC100406****Explanation:**

During processor/memory subsystem initialization, an error was encountered.

**Response:**

The FRU callouts are calculated at the time of the failure. Examine the error log for the actual replacement strategy.

---

**BC100407****Explanation:**

During processor/memory subsystem initialization, an error was encountered.

**Response:**

The FRU callouts are calculated at the time of the failure. Examine the error log for the actual replacement strategy.

---

**BC100501****Explanation:**

During processor/memory subsystem initialization, an error was encountered: Initialization Service failed to start a task.

**Response:**

The FRU callouts are calculated at the time of the failure. See the error log for the actual replacement strategy.

---

**BC100502****Explanation:**

During processor/memory subsystem initialization, an error was encountered: Initialization Service attempted to start a function within a module but the function failed to launch.

**Response:**

The FRU callouts are calculated at the time of the failure. See the error log for the actual replacement strategy.

---

**BC100503****Explanation:**

During processor/memory subsystem initialization, an error was encountered: One or more CxxTest Unit Tests failed.

**Response:**

The FRU callouts are calculated at the time of the failure. See the error log for the actual replacement strategy.

---

**BC100504****Explanation:**

During processor/memory subsystem initialization, an error was encountered: Could not FLUSH virtual memory.

**Response:**

The FRU callouts are calculated at the time of the failure. See the error log for the actual replacement strategy.

---

**BC100505****Explanation:**

During processor/memory subsystem initialization, an error was encountered: Initialization Service launched a task and the task returned an error.

**Response:**

The FRU callouts are calculated at the time of the failure. See the error log for the actual replacement strategy.

---

**BC100506****Explanation:**

During processor/memory subsystem initialization, an error was encountered: Initialization Service launched a function and the task returned an error.

**Response:**

The FRU callouts are calculated at the time of the failure. See the error log for the actual replacement strategy.

---

**BC100507****Explanation:**

During processor/memory subsystem initialization, an error was encountered: Initialization Service failed to load a module needed to load a function or task. UserDetails will contain the name of the function or task.

**Response:**

The FRU callouts are calculated at the time of the failure. See the error log for the actual replacement strategy.

---

**BC100508****Explanation:**

During processor/memory subsystem initialization, an error was encountered: Request to send Istep

Complete msg to Fsp, but no outstanding message from service processor found.

**Response:**

The FRU callouts are calculated at the time of the failure. See the error log for the actual replacement strategy.

---

**BC100509**

**Explanation:**

During processor/memory subsystem initialization, an error was encountered: IStep failed and HW deconfigured. Looped back to an earlier istep (Reconfigure loop).

**Response:**

The FRU callouts are calculated at the time of the failure. See the error log for the actual replacement strategy.

---

**BC10050A**

**Explanation:**

A hardware error occurred during the IPL. See previous logs for details.

**Response:**

The FRU callouts are calculated at the time of the failure. See the error log for the actual replacement strategy.

---

**BC10050B**

**Explanation:**

During processor/memory subsystem initialization, an error was encountered: Received shutdown request from service processor.

**Response:**

The FRU callouts are calculated at the time of the failure. See the error log for the actual replacement strategy.

---

**BC10050C**

**Explanation:**

A problem occurred during the IPL of the system.

**Response:**

The FRU callouts are calculated at the time of the failure. See the error log for the actual replacement strategy.

---

**BC10050D**

**Explanation:**

During processor/memory subsystem initialization, an error was encountered: Istep messaged received by non-master node.

**Response:**

The FRU callouts are calculated at the time of the failure. See the error log for the actual replacement strategy.

---

**BC10050F**

**Explanation:**

A reconfigure loop is being induced for testing purposes.

**Response:**

The FRU callouts are calculated at the time of the failure. See the error log for the actual replacement strategy.

---

**BC100510**

**Explanation:**

During processor/memory subsystem initialization, an error was encountered: Received shutdown request due to deconfigure outside of reconfig loop.

**Response:**

The FRU callouts are calculated at the time of the failure. See the error log for the actual replacement strategy.

---

**BC100511**

**Explanation:**

An internal firmware error occurred.

**Response:**

The FRU callouts are calculated at the time of the failure. See the error log for the actual replacement strategy.

---

**BC100512**

**Explanation:**

Node is no longer accepting istep requests.

**Response:**

The FRU callouts are calculated at the time of the failure. See the error log for the actual replacement strategy.

---

**BC100516**

**Explanation:**

A firmware error occurred during boot.

**Response:**

The FRU callouts are calculated at the time of the failure. See the error log for the actual replacement strategy.

---

**BC100601**

**Explanation:**

A problem occurred while accessing the boot flash.

**Response:**

The FRU callouts are calculated at the time of the failure. See the error log for the actual replacement strategy.

---

**BC100602**

**Explanation:**

A problem occurred while accessing the boot flash.

**Response:**

The FRU callouts are calculated at the time of the failure. See the error log for the actual replacement strategy.

---

**BC100603****Explanation:**

During processor/memory subsystem initialization, an error was encountered: invalid section passed to flush.

**Response:**

The FRU callouts are calculated at the time of the failure. See the error log for the actual replacement strategy.

---

**BC100604****Explanation:**

A problem occurred while initializing secure PNOR.

**Response:**

The FRU callouts are calculated at the time of the failure. See the error log for the actual replacement strategy.

---

**BC100605****Explanation:**

Processor NOR flash: A problem occurred while accessing the boot flash.

**Response:**

The FRU callouts are calculated at the time of the failure. See the error log for the actual replacement strategy.

---

**BC100606****Explanation:**

A problem occurred while accessing the boot flash.

**Response:**

The FRU callouts are calculated at the time of the failure. See the error log for the actual replacement strategy.

---

**BC100607****Explanation:**

During processor/memory subsystem initialization, an error was encountered: Unsupported Reset Level requested.

**Response:**

The FRU callouts are calculated at the time of the failure. See the error log for the actual replacement strategy.

---

**BC100608****Explanation:**

LPC bus error communicating with the BMC.

**Response:**

The FRU callouts are calculated at the time of the failure. See the error log for the actual replacement strategy.

---

**BC100609****Explanation:**

A problem occurred while accessing the boot flash.

**Response:**

The FRU callouts are calculated at the time of the failure. See the error log for the actual replacement strategy.

---

**BC10060B****Explanation:**

Hardware error accessing flash during IPL.

**Response:**

The FRU callouts are calculated at the time of the failure. See the error log for the actual replacement strategy.

---

**BC10060C****Explanation:**

Fail verifying Flash File System (FFS) Header on Master Candidate Processor NOR flash Table of Contents

**Response:**

The FRU callouts are calculated at the time of the failure. See the error log for the actual replacement strategy.

---

**BC100610****Explanation:**

A problem occurred while accessing the boot flash.

**Response:**

The FRU callouts are calculated at the time of the failure. See the error log for the actual replacement strategy.

---

**BC100612****Explanation:**

Hardware error accessing flash during IPL.

**Response:**

The FRU callouts are calculated at the time of the failure. See the error log for the actual replacement strategy.

---

**BC100614****Explanation:**

Firmware error accessing flash during IPL.

**Response:**

The FRU callouts are calculated at the time of the failure. See the error log for the actual replacement strategy.

---

**BC100615****Explanation:**



BMC not responding while accessing the flash.

**Response:**

The FRU callouts are calculated at the time of the failure. See the error log for the actual replacement strategy.

---

**BC100616**

**Explanation:**

Error accessing system firmware flash.

**Response:**

The FRU callouts are calculated at the time of the failure. See the error log for the actual replacement strategy.

---

**BC100617**

**Explanation:**

Error accessing system firmware flash.

**Response:**

The FRU callouts are calculated at the time of the failure. See the error log for the actual replacement strategy.

---

**BC100618**

**Explanation:**

During processor/memory subsystem initialization, an error was encountered: Both TOCs are corrupted.

**Response:**

The FRU callouts are calculated at the time of the failure. See the error log for the actual replacement strategy.

---

**BC100619**

**Explanation:**

During processor/memory subsystem initialization, an error was encountered: TOC

**Response:**

The FRU callouts are calculated at the time of the failure. See the error log for the actual replacement strategy.

---

**BC10061A**

**Explanation:**

During processor/memory subsystem initialization, an error was encountered: Invalid partition table.

**Response:**

The FRU callouts are calculated at the time of the failure. See the error log for the actual replacement strategy.

---

**BC10061B**

**Explanation:**

During processor/memory subsystem initialization, an error was encountered: invalid section passed to getSectionInfo.

**Response:**

The FRU callouts are calculated at the time of the failure. See the error log for the actual replacement strategy.

---

**BC10061C**

**Explanation:**

During processor/memory subsystem initialization, an error was encountered: UNCORRECTABLE ECC.

**Response:**

The FRU callouts are calculated at the time of the failure. See the error log for the actual replacement strategy.

---

**BC10061D**

**Explanation:**

During processor/memory subsystem initialization, an error was encountered: section size is zero.

**Response:**

The FRU callouts are calculated at the time of the failure. See the error log for the actual replacement strategy.

---

**BC10061E**

**Explanation:**

During processor/memory subsystem initialization, an error was encountered: mm\_remove\_pages failed.

**Response:**

The FRU callouts are calculated at the time of the failure. See the error log for the actual replacement strategy.

---

**BC10061F**

**Explanation:**

Error accessing system firmware flash.

**Response:**

The FRU callouts are calculated at the time of the failure. See the error log for the actual replacement strategy.

---

**BC100620**

**Explanation:**

Error accessing system firmware flash.

**Response:**

The FRU callouts are calculated at the time of the failure. See the error log for the actual replacement strategy.

---

**BC100621**

**Explanation:**

During processor/memory subsystem initialization, an error was encountered: Non ECC protected section is passed to fixECC.

**Response:**

The FRU callouts are calculated at the time of the failure. See the error log for the actual replacement strategy.

---

**BC100622****Explanation:**

A problem occurred while reading PNOR partition table.

**Response:**

The FRU callouts are calculated at the time of the failure. See the error log for the actual replacement strategy.

---

**BC100623****Explanation:**

A problem occurred while reading PNOR partition table.

**Response:**

The FRU callouts are calculated at the time of the failure. See the error log for the actual replacement strategy.

---

**BC100627****Explanation:**

During processor/memory subsystem initialization, an error was encountered: Side not supported.

**Response:**

The FRU callouts are calculated at the time of the failure. See the error log for the actual replacement strategy.

---

**BC100629****Explanation:**

During processor/memory subsystem initialization, an error was encountered: No valid TOCs found.

**Response:**

The FRU callouts are calculated at the time of the failure. See the error log for the actual replacement strategy.

---

**BC10062A****Explanation:**

Error accessing system firmware flash.

**Response:**

The FRU callouts are calculated at the time of the failure. See the error log for the actual replacement strategy.

---

**BC10062B****Explanation:**

A problem occurred while reading Processor NOR flash partition table.

**Response:**

The FRU callouts are calculated at the time of the failure. See the error log for the actual replacement strategy.

---

**BC10062C****Explanation:**

A problem occurred while reading Processor NOR flash partition table.

**Response:**

The FRU callouts are calculated at the time of the failure. See the error log for the actual replacement strategy.

---

**BC10062D****Explanation:**

A problem occurred while reading Processor NOR flash partition table.

**Response:**

The FRU callouts are calculated at the time of the failure. See the error log for the actual replacement strategy.

---

**BC10062F****Explanation:**

Firmware level mismatch.

**Response:**

The FRU callouts are calculated at the time of the failure. See the error log for the actual replacement strategy.

---

**BC100630****Explanation:**

Secureboot key transition failure.

**Response:**

The FRU callouts are calculated at the time of the failure. See the error log for the actual replacement strategy.

---

**BC100631****Explanation:**

Firmware Error.

**Response:**

The FRU callouts are calculated at the time of the failure. See the error log for the actual replacement strategy.

---

**BC100632****Explanation:**

BMC not responding while accessing the flash.

**Response:**

The FRU callouts are calculated at the time of the failure. See the error log for the actual replacement strategy.

---

**BC100633**

**Explanation:**

BMC not responding while accessing the flash.

**Response:**

The FRU callouts are calculated at the time of the failure. See the error log for the actual replacement strategy.

---

**BC100634****Explanation:**

Security failure: unable to securely load requested firmware.

**Response:**

The FRU callouts are calculated at the time of the failure. See the error log for the actual replacement strategy.

---

**BC100635****Explanation:**

A problem occurred within the security subsystem.

**Response:**

The FRU callouts are calculated at the time of the failure. See the error log for the actual replacement strategy.

---

**BC100636****Explanation:**

A problem occurred within the security subsystem.

**Response:**

The FRU callouts are calculated at the time of the failure. See the error log for the actual replacement strategy.

---

**BC100637****Explanation:**

A problem occurred within the security subsystem.

**Response:**

The FRU callouts are calculated at the time of the failure. See the error log for the actual replacement strategy.

---

**BC100638****Explanation:**

Failure in security subsystem.

**Response:**

The FRU callouts are calculated at the time of the failure. See the error log for the actual replacement strategy.

---

**BC100639****Explanation:**

Platform Security Error.

**Response:**

The FRU callouts are calculated at the time of the failure. See the error log for the actual replacement strategy.

---

**BC10063A****Explanation:**

Failure in security subsystem.

**Response:**

The FRU callouts are calculated at the time of the failure. See the error log for the actual replacement strategy.

---

**BC10063B****Explanation:**

Failure in security subsystem.

**Response:**

The FRU callouts are calculated at the time of the failure. See the error log for the actual replacement strategy.

---

**BC10063C****Explanation:**

Failure in security subsystem.

**Response:**

The FRU callouts are calculated at the time of the failure. See the error log for the actual replacement strategy.

---

**BC10063D****Explanation:**

A problem occurred while reading Processor NOR flash partition table.

**Response:**

The FRU callouts are calculated at the time of the failure. See the error log for the actual replacement strategy.

---

**BC10063E****Explanation:**

Corrupted flash image or firmware error during system boot.

**Response:**

The FRU callouts are calculated at the time of the failure. See the error log for the actual replacement strategy.

---

**BC100702****Explanation:**

A problem occurred during the IPL of the system.

**Response:**

The FRU callouts are calculated at the time of the failure. See the error log for the actual replacement strategy.

---

**BC100703**

**Explanation:**

During processor/memory subsystem initialization, an error was encountered: Timed out waiting for data in FIFO to read.

**Response:**

The FRU callouts are calculated at the time of the failure. See the error log for the actual replacement strategy.

---

**BC100705****Explanation:**

During processor/memory subsystem initialization, an error was encountered: Timed out waiting for command complete.

**Response:**

The FRU callouts are calculated at the time of the failure. See the error log for the actual replacement strategy.

---

**BC100706****Explanation:**

A problem occurred during the IPL of the system: An error was found in the I2C status register.

**Response:**

The FRU callouts are calculated at the time of the failure. See the error log for the actual replacement strategy.

---

**BC100707****Explanation:**

During processor/memory subsystem initialization, an error was encountered: Master Sentinel chip was used as a target for an I2C operation. This is not permitted.

**Response:**

The FRU callouts are calculated at the time of the failure. See the error log for the actual replacement strategy.

---

**BC10070A****Explanation:**

A problem occurred during the IPL of the system.

**Response:**

The FRU callouts are calculated at the time of the failure. See the error log for the actual replacement strategy.

---

**BC10070B****Explanation:**

A problem occurred during the IPL of the system: A NACK error was found in the I2C Status register.

**Response:**

The FRU callouts are calculated at the time of the failure. See the error log for the actual replacement strategy.

---

**BC10070C****Explanation:**

A problem occurred during the IPL of the system: A Bus Arbitration Lost error was found in the I2C status register.

**Response:**

The FRU callouts are calculated at the time of the failure. See the error log for the actual replacement strategy.

---

**BC10070D****Explanation:**

During processor/memory subsystem initialization, an error was encountered: I2C read/write interface not linked.

**Response:**

The FRU callouts are calculated at the time of the failure. See the error log for the actual replacement strategy.

---

**BC10070E****Explanation:**

During processor/memory subsystem initialization, an error was encountered: I2C access error.

**Response:**

The FRU callouts are calculated at the time of the failure. See the error log for the actual replacement strategy.

---

**BC10070F****Explanation:**

During processor/memory subsystem initialization, an error was encountered: I2C offset length is invalid.

**Response:**

The FRU callouts are calculated at the time of the failure. See the error log for the actual replacement strategy.

---

**BC100710****Explanation:**

During processor/memory subsystem initialization, an error was encountered: There was an error retrieving the EEPROM page mutex for this i2c master engine.

**Response:**

The FRU callouts are calculated at the time of the failure. See the error log for the actual replacement strategy.

---

**BC100711****Explanation:**

During processor/memory subsystem initialization, an error was encountered: Invalid page requested.

**Response:**

The FRU callouts are calculated at the time of the failure. See the error log for the actual replacement strategy.

---

**BC100712****Explanation:**

During processor/memory subsystem initialization, an error was encountered: I2C master encountered an error while trying to unlock the eepromPage.

**Response:**

The FRU callouts are calculated at the time of the failure. See the error log for the actual replacement strategy.

---

**BC100713****Explanation:**

A problem occurred during the IPL of the system.

**Response:**

The FRU callouts are calculated at the time of the failure. See the error log for the actual replacement strategy.

---

**BC100714****Explanation:**

Unexpected boot firmware error.

**Response:**

The FRU callouts are calculated at the time of the failure. See the error log for the actual replacement strategy.

---

**BC100715****Explanation:**

Unexpected boot firmware error.

**Response:**

The FRU callouts are calculated at the time of the failure. See the error log for the actual replacement strategy.

---

**BC100716****Explanation:**

Firmware error during boot.

**Response:**

The FRU callouts are calculated at the time of the failure. See the error log for the actual replacement strategy.

---

**BC100717****Explanation:**

Firmware error during boot.

**Response:**

The FRU callouts are calculated at the time of the failure. See the error log for the actual replacement strategy.

---

**BC100718****Explanation:**

Unexpected firmware error.

**Response:**

The FRU callouts are calculated at the time of the failure. See the error log for the actual replacement strategy.

---

**BC100719****Explanation:**

Unexpected firmware error.

**Response:**

The FRU callouts are calculated at the time of the failure. See the error log for the actual replacement strategy.

---

**BC10071A****Explanation:**

Unexpected firmware error.

**Response:**

The FRU callouts are calculated at the time of the failure. See the error log for the actual replacement strategy.

---

**BC10071B****Explanation:**

Unexpected firmware error.

**Response:**

The FRU callouts are calculated at the time of the failure. See the error log for the actual replacement strategy.

---

**BC10071C****Explanation:**

Unexpected firmware error.

**Response:**

The FRU callouts are calculated at the time of the failure. See the error log for the actual replacement strategy.

---

**BC10071D****Explanation:**

Unexpected firmware error.

**Response:**

The FRU callouts are calculated at the time of the failure. See the error log for the actual replacement strategy.

---

**BC100801****Explanation:**

During processor/memory subsystem initialization, an error was encountered: Could not load/unload module.

**Response:**

The FRU callouts are calculated at the time of the failure. See the error log for the actual replacement strategy.

---

**BC100803****Explanation:**

During processor/memory subsystem initialization, an error was encountered: Could not allocate virtual memory.

**Response:**

The FRU callouts are calculated at the time of the failure. See the error log for the actual replacement strategy.

---

**BC100804****Explanation:**

During processor/memory subsystem initialization, an error was encountered: Could not set permissions on virtual memory.

**Response:**

The FRU callouts are calculated at the time of the failure. See the error log for the actual replacement strategy.

---

**BC100805****Explanation:**

During processor/memory subsystem initialization, an error was encountered: Module does not exist.

**Response:**

The FRU callouts are calculated at the time of the failure. See the error log for the actual replacement strategy.

---

**BC100806****Explanation:**

During processor/memory subsystem initialization, an error was encountered: Module is not a data module.

**Response:**

The FRU callouts are calculated at the time of the failure. See the error log for the actual replacement strategy.

---

**BC100807****Explanation:**

A problem was detected during the IPL of they system: Task crashed.

**Response:**

The FRU callouts are calculated at the time of the failure. See the error log for the actual replacement strategy.

---

**BC100808****Explanation:**

Corrupted flash image or firmware error during system boot.

**Response:**

The FRU callouts are calculated at the time of the failure. See the error log for the actual replacement strategy.

---

**BC100901****Explanation:**

A problem was detected during the IPL of the system: A hardware initialization procedure requested an invalid attribute.

**Response:**

The FRU callouts are calculated at the time of the failure. See the error log for the actual replacement strategy.

---

**BC100902****Explanation:**

During processor/memory subsystem initialization, an error was encountered: Request for EC features on an attribute without EC features.

**Response:**

The FRU callouts are calculated at the time of the failure. See the error log for the actual replacement strategy.

---

**BC100907****Explanation:**

Internal firmware error.

**Response:**

The FRU callouts are calculated at the time of the failure. See the error log for the actual replacement strategy.

---

**BC100908****Explanation:**

Firmware Error.

**Response:**

The FRU callouts are calculated at the time of the failure. See the error log for the actual replacement strategy.

---

**BC100909****Explanation:**

Firmware Error.

**Response:**

The FRU callouts are calculated at the time of the failure. See the error log for the actual replacement strategy.

---

**BC10090A****Explanation:**

Firmware Error.

**Response:**

The FRU callouts are calculated at the time of the failure. See the error log for the actual replacement strategy.

---

**BC10090D****Explanation:**

Firmware error during IPL.

**Response:**

The FRU callouts are calculated at the time of the failure. See the error log for the actual replacement strategy.

---

**BC10090E****Explanation:**

Firmware error during IPL.

**Response:**

The FRU callouts are calculated at the time of the failure. See the error log for the actual replacement strategy.

---

**BC10090F****Explanation:**

Error initializing processor/memory subsystem during boot. See FRU list for repair actions.

**Response:**

The FRU callouts are calculated at the time of the failure. See the error log for the actual replacement strategy.

---

**BC100910****Explanation:**

Firmware error during IPL.

**Response:**

The FRU callouts are calculated at the time of the failure. See the error log for the actual replacement strategy.

---

**BC100911****Explanation:**

Firmware error during IPL.

**Response:**

The FRU callouts are calculated at the time of the failure. See the error log for the actual replacement strategy.

---

**BC100912****Explanation:**

A problem occurred during the IPL of the system

**Response:**

The FRU callouts are calculated at the time of the failure. Examine the error log for the actual replacement strategy.

---

**BC100913****Explanation:**

During processor/memory subsystem initialization, an error was encountered.

**Response:**

The FRU callouts are calculated at the time of the failure. Examine the error log for the actual replacement strategy.

---

**BC100914****Explanation:**

During processor/memory subsystem initialization, an error was encountered.

**Response:**

The FRU callouts are calculated at the time of the failure. Examine the error log for the actual replacement strategy.

---

**BC100915****Explanation:**

During processor/memory subsystem initialization, an error was encountered.

**Response:**

The FRU callouts are calculated at the time of the failure. Examine the error log for the actual replacement strategy.

---

**BC100916****Explanation:**

During processor/memory subsystem initialization, an error was encountered.

**Response:**

The FRU callouts are calculated at the time of the failure. Examine the error log for the actual replacement strategy.

---

**BC100917****Explanation:**

During processor/memory subsystem initialization, an error was encountered.

**Response:**

The FRU callouts are calculated at the time of the failure. Examine the error log for the actual replacement strategy.

---

**BC10091B****Explanation:**

A problem occurred during the IPL of the system.

**Response:**

The FRU callouts are calculated at the time of the failure. Examine the error log for the actual replacement strategy.

---

**BC10091C****Explanation:**

During processor/memory subsystem initialization, an error was encountered.

**Response:**

The FRU callouts are calculated at the time of the failure. Examine the error log for the actual replacement strategy.

---

**BC10091D****Explanation:**

A problem occurred during the IPL of the system.

**Response:**

The FRU callouts are calculated at the time of the failure. Examine the error log for the actual replacement strategy.

---

**BC10091E****Explanation:**

During processor/memory subsystem initialization, an error was encountered.

**Response:**

The FRU callouts are calculated at the time of the failure. Examine the error log for the actual replacement strategy.

---

**BC10091F****Explanation:**

During processor/memory subsystem initialization, an error was encountered.

**Response:**

The FRU callouts are calculated at the time of the failure. Examine the error log for the actual replacement strategy.

---

**BC100920****Explanation:**

A problem occurred during the IPL of the system.

**Response:**

The FRU callouts are calculated at the time of the failure. Examine the error log for the actual replacement strategy.

---

**BC100921****Explanation:**

A problem occurred during the IPL of the system.

**Response:**

The FRU callouts are calculated at the time of the failure. Examine the error log for the actual replacement strategy.

---

**BC100922****Explanation:**

A problem occurred during the IPL of the system.

**Response:**

The FRU callouts are calculated at the time of the failure. Examine the error log for the actual replacement strategy.

---

**BC100923****Explanation:**

During processor/memory subsystem initialization, an error was encountered.

**Response:**

The FRU callouts are calculated at the time of the failure. Examine the error log for the actual replacement strategy.

---

**BC100924****Explanation:**

Error unmapping memory section.

**Response:**

The FRU callouts are calculated at the time of the failure. See the error log for the actual replacement strategy.

---

**BC100925****Explanation:**

During processor/memory subsystem initialization, an error was encountered: The hwsv returned a message where the extra data was null. This should not happen so need to tell HostBoot to stop the ipl.

**Response:**

The FRU callouts are calculated at the time of the failure. See the error log for the actual replacement strategy.

---

**BC100926****Explanation:**

During processor/memory subsystem initialization, an error was encountered: The hwsv found an error while processing the message so it sent an error message back to indicate to HostBoot to stop the IPL. Userdata1 will have the error PLID from hwsv's errorlog.

**Response:**

The FRU callouts are calculated at the time of the failure. See the error log for the actual replacement strategy.

---

**BC100927****Explanation:**

During processor/memory subsystem initialization, an error was encountered: The hwsv returned a message where there was an error when the powr function was called. userdata1 contains the errorlog plid from hwsv generated by the powr function.

**Response:**

The FRU callouts are calculated at the time of the failure. See the error log for the actual replacement strategy.

---

**BC100928**



**Explanation:**

During processor/memory subsystem initialization, an error was encountered: HB got an incorrect type message. HB did not provide the correct message type in the istep. Userdata1 shows the message type passed in.

**Response:**

The FRU callouts are calculated at the time of the failure. See the error log for the actual replacement strategy.

---

**BC100929****Explanation:**

A problem occurred during the IPL of the system.

**Response:**

The FRU callouts are calculated at the time of the failure. Examine the error log for the actual replacement strategy.

---

**BC10092A****Explanation:**

During processor/memory subsystem initialization, an error was encountered: messages from other nodes have not returned in time.

**Response:**

The FRU callouts are calculated at the time of the failure. See the error log for the actual replacement strategy.

---

**BC10092B****Explanation:**

During processor/memory subsystem initialization, an error was encountered: host coalesce host timer thread failed.

**Response:**

The FRU callouts are calculated at the time of the failure. See the error log for the actual replacement strategy.

---

**BC10092C****Explanation:**

During processor/memory subsystem initialization, an error was encountered.

**Response:**

The FRU callouts are calculated at the time of the failure. Examine the error log for the actual replacement strategy.

---

**BC10092D****Explanation:**

During processor/memory subsystem initialization, an error was encountered.

**Response:**

The FRU callouts are calculated at the time of the failure. Examine the error log for the actual replacement strategy.

---

**BC10092E****Explanation:**

During processor/memory subsystem initialization, an error was encountered: Request given to load payload into mirrored memory, but no mirrored memory exists at that location.

**Response:**

The FRU callouts are calculated at the time of the failure. See the error log for the actual replacement strategy.

---

**BC100930****Explanation:**

Read/write requested while in DISABLE\_DRAM\_REPAIRS mode found extra bad bits set for DIMM.

**Response:**

The FRU callouts are calculated at the time of the failure. See the error log for the actual replacement strategy.

---

**BC100931****Explanation:**

A problem occurred during the IPL of the system.

**Response:**

The FRU callouts are calculated at the time of the failure. See the error log for the actual replacement strategy.

---

**BC100932****Explanation:**

A problem occurred during the IPL of the system.

**Response:**

The FRU callouts are calculated at the time of the failure. See the error log for the actual replacement strategy.

---

**BC100933****Explanation:**

During processor/memory subsystem initialization, an error was encountered: Failed due to wrong DIMM type.

**Response:**

The FRU callouts are calculated at the time of the failure. See the error log for the actual replacement strategy.

---

**BC100934****Explanation:**

During processor/memory subsystem initialization, an error was encountered: Either nominal, max turbo or

min power save frequency for the processor HUID (userdata1) is zero.

**Response:**

The FRU callouts are calculated at the time of the failure. See the error log for the actual replacement strategy.

---

**BC100935**

**Explanation:**

During processor/memory subsystem initialization, an error was encountered: Input buffer size is smaller than expected length.

**Response:**

The FRU callouts are calculated at the time of the failure. See the error log for the actual replacement strategy.

---

**BC100936**

**Explanation:**

During processor/memory subsystem initialization, an error was encountered: Nominal frequency(userdata1) does not match nominal frequency(userdata2) on other cores. Should be the same for all chips.

**Response:**

The FRU callouts are calculated at the time of the failure. See the error log for the actual replacement strategy.

---

**BC100937**

**Explanation:**

During processor/memory subsystem initialization, an error was encountered: Invalid bucket id found for the voltage data.

**Response:**

The FRU callouts are calculated at the time of the failure. See the error log for the actual replacement strategy.

---

**BC100938**

**Explanation:**

During processor/memory subsystem initialization, an error was encountered: Bucket id from PR keyword does not match bucket id in the voltage data.

**Response:**

The FRU callouts are calculated at the time of the failure. See the error log for the actual replacement strategy.

---

**BC100939**

**Explanation:**

During processor/memory subsystem initialization, an error was encountered: Unsupported #V keyword data version found.

**Response:**

The FRU callouts are calculated at the time of the failure. See the error log for the actual replacement strategy.

---

**BC10093B**

**Explanation:**

During processor/memory subsystem initialization, an error was encountered: When Workload Optimized Frequency (WOF) is enabled, ultra turbo freq should not be 0.

**Response:**

The FRU callouts are calculated at the time of the failure. See the error log for the actual replacement strategy.

---

**BC10093C**

**Explanation:**

During processor/memory subsystem initialization, an error was encountered: When Workload Optimized Frequency (WOF) is enabled, the WOF Freq uplift index should be 1,2,3, or 4.

**Response:**

The FRU callouts are calculated at the time of the failure. See the error log for the actual replacement strategy.

---

**BC10093D**

**Explanation:**

A problem occurred during the IPL of the system.

**Response:**

The FRU callouts are calculated at the time of the failure. See the error log for the actual replacement strategy.

---

**BC10093E**

**Explanation:**

Error uncompressing payload image from boot flash.

**Response:**

The FRU callouts are calculated at the time of the failure. See the error log for the actual replacement strategy.

---

**BC100A01**

**Explanation:**

An internal function called the FSI device driver with an improper data length.

**Response:**

The FRU callouts are calculated at the time of the failure. See the error log for the actual replacement strategy.

---

**BC100A03**

**Explanation:**

A problem occurred during the IPL of the system.

**Response:**

The FRU callouts are calculated at the time of the failure. See the error log for the actual replacement strategy.

---

**BC100A04****Explanation:**

A problem occurred during the IPL of the system.

**Response:**

The FRU callouts are calculated at the time of the failure. See the error log for the actual replacement strategy.

---

**BC100A06****Explanation:**

A problem occurred during the IPL of the system.

**Response:**

The FRU callouts are calculated at the time of the failure. See the error log for the actual replacement strategy.

---

**BC100A08****Explanation:**

A problem occurred during the IPL of the system.

**Response:**

The FRU callouts are calculated at the time of the failure. See the error log for the actual replacement strategy.

---

**BC100A09****Explanation:**

A problem occurred during the IPL of the system.

**Response:**

The FRU callouts are calculated at the time of the failure. See the error log for the actual replacement strategy.

---

**BC100A0A****Explanation:**

A problem occurred during the IPL of the system.

**Response:**

The FRU callouts are calculated at the time of the failure. See the error log for the actual replacement strategy.

---

**BC100A0B****Explanation:**

A problem occurred during the IPL of the system.

**Response:**

The FRU callouts are calculated at the time of the failure. See the error log for the actual replacement strategy.

---

**BC100A0C****Explanation:**

A problem occurred during the IPL of the system.

**Response:**

The FRU callouts are calculated at the time of the failure. See the error log for the actual replacement strategy.

---

**BC100A0D****Explanation:**

A problem occurred during the IPL of the system.

**Response:**

The FRU callouts are calculated at the time of the failure. See the error log for the actual replacement strategy.

---

**BC100A0E****Explanation:**

A problem occurred during the IPL of the system.

**Response:**

The FRU callouts are calculated at the time of the failure. See the error log for the actual replacement strategy.

---

**BC100A0F****Explanation:**

FSI and MVPD do not agree.

**Response:**

The FRU callouts are calculated at the time of the failure. See the error log for the actual replacement strategy.

---

**BC100A10****Explanation:**

FSI and CVPD do not agree.

**Response:**

The FRU callouts are calculated at the time of the failure. See the error log for the actual replacement strategy.

---

**BC100A11****Explanation:**

A problem occurred during the IPL of the system.

**Response:**

The FRU callouts are calculated at the time of the failure. See the error log for the actual replacement strategy.

---

**BC100A12****Explanation:**

A problem occurred during the IPL of the system.

**Response:**

The FRU callouts are calculated at the time of the failure. See the error log for the actual replacement strategy.

---

**BC100B01****Explanation:**

During processor/memory subsystem initialization, an error was encountered.

**Response:**

The FRU callouts are calculated at the time of the failure. Examine the error log for the actual replacement strategy.

---

**BC100B02**

**Explanation:**

A problem occurred during the IPL of the system. The eyecatch value observed in memory does not match the expected value and therefore the contents of the attribute sections are unable to be parsed.

**Response:**

The FRU callouts are calculated at the time of the failure. See the error log for the actual replacement strategy.

---

**BC100B03**

**Explanation:**

Kernel failed to block memory.

**Response:**

The FRU callouts are calculated at the time of the failure. See the error log for the actual replacement strategy.

---

**BC100B04**

**Explanation:**

Kernel failed to set permissions on virtual memory block.

**Response:**

The FRU callouts are calculated at the time of the failure. See the error log for the actual replacement strategy.

---

**BC100B05**

**Explanation:**

Unexpected boot firmware error occurred.

**Response:**

The FRU callouts are calculated at the time of the failure. See the error log for the actual replacement strategy.

---

**BC100B06**

**Explanation:**

FW error, unexpected Attribute section type.

**Response:**

The FRU callouts are calculated at the time of the failure. See the error log for the actual replacement strategy.

---

**BC100B07**

**Explanation:**

A problem occurred during the IPL of the system: Attributes were not fully synchronized between the host firmware and service processor.

**Response:**

The FRU callouts are calculated at the time of the failure. See the error log for the actual replacement strategy.

---

**BC100B08**

**Explanation:**

During processor/memory subsystem initialization, an error was encountered: The attribute synchronization code on the service processor side was unable to fulfill the sync to HostBoot request.

**Response:**

The FRU callouts are calculated at the time of the failure. See the error log for the actual replacement strategy.

---

**BC100B09**

**Explanation:**

During processor/memory subsystem initialization, an error was encountered: The attribute synchronization from the service processor failed.

**Response:**

The FRU callouts are calculated at the time of the failure. See the error log for the actual replacement strategy.

---

**BC100B0A**

**Explanation:**

During processor/memory subsystem initialization, an error was encountered.

**Response:**

The FRU callouts are calculated at the time of the failure. Examine the error log for the actual replacement strategy.

---

**BC100B0B**

**Explanation:**

During processor/memory subsystem initialization, an error was encountered.

**Response:**

The FRU callouts are calculated at the time of the failure. Examine the error log for the actual replacement strategy.

---

**BC100B0C**

**Explanation:**

During processor/memory subsystem initialization, an error was encountered: Targeting target's type not supported by runtime code.

**Response:**

The FRU callouts are calculated at the time of the failure. See the error log for the actual replacement strategy.

---

**BC100B0D****Explanation:**

Invalid configuration data in firmware Processor NOR flash.

**Response:**

The FRU callouts are calculated at the time of the failure. See the error log for the actual replacement strategy.

---

**BC100B0E****Explanation:**

Invalid configuration data in firmware Processor NOR flash.

**Response:**

The FRU callouts are calculated at the time of the failure. See the error log for the actual replacement strategy.

---

**BC100B0F****Explanation:**

During processor/memory subsystem initialization, an error was encountered: Failure applying given attribute override on given target.

**Response:**

The FRU callouts are calculated at the time of the failure. See the error log for the actual replacement strategy.

---

**BC100B10****Explanation:**

During processor/memory subsystem initialization, an error was encountered: Given target does not have given attribute to apply override.

**Response:**

The FRU callouts are calculated at the time of the failure. See the error log for the actual replacement strategy.

---

**BC100B11****Explanation:**

Invalid configuration data in firmware Processor NOR flash.

**Response:**

The FRU callouts are calculated at the time of the failure. See the error log for the actual replacement strategy.

---

**BC100B12****Explanation:**

Invalid configuration data in firmware Processor NOR flash.

**Response:**

The FRU callouts are calculated at the time of the failure. See the error log for the actual replacement strategy.

---

**BC100B13****Explanation:**

Kernel failed to block map memory.

**Response:**

The FRU callouts are calculated at the time of the failure. See the error log for the actual replacement strategy.

---

**BC100B15****Explanation:**

Kernel failed to unblock mapped memory.

**Response:**

The FRU callouts are calculated at the time of the failure. See the error log for the actual replacement strategy.

---

**BC100B16****Explanation:**

Unexpected internal firmware error.

**Response:**

The FRU callouts are calculated at the time of the failure. See the error log for the actual replacement strategy.

---

**BC100B17****Explanation:**

Unexpected internal firmware error.

**Response:**

The FRU callouts are calculated at the time of the failure. See the error log for the actual replacement strategy.

---

**BC100B18****Explanation:**

Internal firmware error preparing for concurrent code update.

**Response:**

The FRU callouts are calculated at the time of the failure. See the error log for the actual replacement strategy.

---

**BC100B19****Explanation:**

Unsupported override configuration data.

**Response:**

The FRU callouts are calculated at the time of the failure. See the error log for the actual replacement strategy.

---

**BC100B1A**

**Explanation:**

Unexpected boot firmware failure.

**Response:**

The FRU callouts are calculated at the time of the failure. See the error log for the actual replacement strategy.

---

**BC100B1B****Explanation:**

Tolerated boot firmware error occurred.

**Response:**

The FRU callouts are calculated at the time of the failure. See the error log for the actual replacement strategy.

---

**BC100B80****Explanation:**

During processor/memory subsystem initialization, an error was encountered: The caller passed an invalid node target to find the master proc handle.

**Response:**

The FRU callouts are calculated at the time of the failure. See the error log for the actual replacement strategy.

---

**BC100B81****Explanation:**

During processor/memory subsystem initialization, an error was encountered: The caller passed an invalid node target to find the master proc handle.

**Response:**

The FRU callouts are calculated at the time of the failure. See the error log for the actual replacement strategy.

---

**BC100B82****Explanation:**

Internal firmware error applying custom configuration settings.

**Response:**

The FRU callouts are calculated at the time of the failure. See the error log for the actual replacement strategy.

---

**BC100B83****Explanation:**

Firmware error doing code update.

**Response:**

The FRU callouts are calculated at the time of the failure. See the error log for the actual replacement strategy.

---

**BC100B84****Explanation:**

Firmware error doing code update.

**Response:**

The FRU callouts are calculated at the time of the failure. See the error log for the actual replacement strategy.

---

**BC100B85****Explanation:**

Firmware error doing code update.

**Response:**

The FRU callouts are calculated at the time of the failure. See the error log for the actual replacement strategy.

---

**BC100B86****Explanation:**

Firmware error doing code update.

**Response:**

The FRU callouts are calculated at the time of the failure. See the error log for the actual replacement strategy.

---

**BC100B87****Explanation:**

Firmware error doing code update.

**Response:**

The FRU callouts are calculated at the time of the failure. See the error log for the actual replacement strategy.

---

**BC100B88****Explanation:**

Firmware error doing code update.

**Response:**

The FRU callouts are calculated at the time of the failure. See the error log for the actual replacement strategy.

---

**BC100B89****Explanation:**

Attempted to perform an invalid attribute look up.

**Response:**

The FRU callouts are calculated at the time of the failure. See the error log for the actual replacement strategy.

---

**BC100B8A****Explanation:**

A problem occurred during the IPL of the system. Expected resource was not indicated to be present.

**Response:**

The FRU callouts are calculated at the time of the failure. See the error log for the actual replacement strategy.

---

**BC100B8B**

**Explanation:**

During processor/memory subsystem initialization, an error was encountered: Error: Failed to translate common association address to platform address.

**Response:**

The FRU callouts are calculated at the time of the failure. See the error log for the actual replacement strategy.

---

**BC100B8C****Explanation:**

During processor/memory subsystem initialization, an error was encountered: Error: No free association entry to set.

**Response:**

The FRU callouts are calculated at the time of the failure. See the error log for the actual replacement strategy.

---

**BC100C01****Explanation:**

During processor/memory subsystem initialization, an error was encountered: Attempt to deconfigure a target that is not deconfigurable or not present.

**Response:**

The FRU callouts are calculated at the time of the failure. See the error log for the actual replacement strategy.

---

**BC100C03****Explanation:**

During processor/memory subsystem initialization, an error was encountered: Invalid target encountered in processing of HW callout.

**Response:**

The FRU callouts are calculated at the time of the failure. See the error log for the actual replacement strategy.

---

**BC100C04****Explanation:**

During processor/memory subsystem initialization, an error was encountered: Insufficient hardware to continue.

**Response:**

The FRU callouts are calculated at the time of the failure. See the error log for the actual replacement strategy.

---

**BC100C05****Explanation:**

A problem occurred during the IPL of the system: No functional processor cores were found on the master processor.

**Response:**

The FRU callouts are calculated at the time of the failure. See the error log for the actual replacement strategy.

---

**BC100C06****Explanation:**

A problem occurred during the IPL of the system: Found no functional dimm cards.

**Response:**

The FRU callouts are calculated at the time of the failure. See the error log for the actual replacement strategy.

---

**BC100C07****Explanation:**

A problem occurred during the IPL of the system: No functional master processor was found on this node.

**Response:**

The FRU callouts are calculated at the time of the failure. See the error log for the actual replacement strategy.

---

**BC100C08****Explanation:**

A problem occurred during the IPL of the system: No functional nodes were found on the system.

**Response:**

The FRU callouts are calculated at the time of the failure. See the error log for the actual replacement strategy.

---

**BC100C09****Explanation:**

A problem occurred during the IPL of the system: Found no functional dimm cards.

**Response:**

The FRU callouts are calculated at the time of the failure. See the error log for the actual replacement strategy.

---

**BC100C0A****Explanation:**

A previously discovered hardware issue is being ignored to allow the system to boot.

**Response:**

The FRU callouts are calculated at the time of the failure. See the error log for the actual replacement strategy.

---

**BC100C0B****Explanation:**

A problem occurred during the IPL of the system: A critical resource was found to be deconfigured.

**Response:**

The FRU callouts are calculated at the time of the failure. See the error log for the actual replacement strategy.

---

**BC100C0C****Explanation:**

A problem occurred during the IPL of the system:  
Found no functional dimm cards.

**Response:**

The FRU callouts are calculated at the time of the failure. See the error log for the actual replacement strategy.

---

**BC100C0E****Explanation:**

Insufficient hardware to continue IPL.

**Response:**

The FRU callouts are calculated at the time of the failure. See the error log for the actual replacement strategy.

---

**BC100C0F****Explanation:**

Incompatible Processor Chip Levels.

**Response:**

The FRU callouts are calculated at the time of the failure. See the error log for the actual replacement strategy.

---

**BC100C10****Explanation:**

Incompatible Processor Chip Levels.

**Response:**

The FRU callouts are calculated at the time of the failure. See the error log for the actual replacement strategy.

---

**BC100C11****Explanation:**

Host firmware encountered an internal error.

**Response:**

The FRU callouts are calculated at the time of the failure. See the error log for the actual replacement strategy.

---

**BC100C12****Explanation:**

Host firmware encountered an internal error.

**Response:**

The FRU callouts are calculated at the time of the failure. See the error log for the actual replacement strategy.

---

**BC100C13****Explanation:**

Host Firmware encountered an internal error.

**Response:**

The FRU callouts are calculated at the time of the failure. See the error log for the actual replacement strategy.

---

**BC100C14****Explanation:**

A problem occurred during the IPL of the system:  
Found too many obus links.

**Response:**

The FRU callouts are calculated at the time of the failure. See the error log for the actual replacement strategy.

---

**BC100C15****Explanation:**

A problem occurred during the IPL of the system: No memory found.

**Response:**

The FRU callouts are calculated at the time of the failure. See the error log for the actual replacement strategy.

---

**BC100C16****Explanation:**

A problem occurred during IPL of the system: Internal Firmware Error.

**Response:**

The FRU callouts are calculated at the time of the failure. See the error log for the actual replacement strategy.

---

**BC100C19****Explanation:**

A problem occurred during IPL of the system: Internal Firmware Error.

**Response:**

The FRU callouts are calculated at the time of the failure. See the error log for the actual replacement strategy.

---

**BC100C1A****Explanation:**

An issue occurred during IPL of the system: Internal Firmware Error.

**Response:**

The FRU callouts are calculated at the time of the failure. See the error log for the actual replacement strategy.

---

**BC100C1B****Explanation:**

Incompatible Processor Chip Levels.



**Response:**

The FRU callouts are calculated at the time of the failure. See the error log for the actual replacement strategy.

---

**BC100C1C****Explanation:**

Incompatible Processor Chip Levels.

**Response:**

The FRU callouts are calculated at the time of the failure. See the error log for the actual replacement strategy.

---

**BC100C1D****Explanation:**

Incompatible Processor Chip Levels.

**Response:**

The FRU callouts are calculated at the time of the failure. See the error log for the actual replacement strategy.

---

**BC100C1E****Explanation:**

An issue occurred during IPL of the system: Internal Firmware Error.

**Response:**

The FRU callouts are calculated at the time of the failure. See the error log for the actual replacement strategy.

---

**BC100C1F****Explanation:**

Firmware Error.

**Response:**

The FRU callouts are calculated at the time of the failure. See the error log for the actual replacement strategy.

---

**BC100C20****Explanation:**

Firmware Error.

**Response:**

The FRU callouts are calculated at the time of the failure. See the error log for the actual replacement strategy.

---

**BC100C21****Explanation:**

Unsupported memory installed.

**Response:**

The FRU callouts are calculated at the time of the failure. See the error log for the actual replacement strategy.

---

**BC100C22****Explanation:**

Invalid or unsupported memory card installed.

**Response:**

The FRU callouts are calculated at the time of the failure. See the error log for the actual replacement strategy.

---

**BC100C23****Explanation:**

Firmware Error.

**Response:**

The FRU callouts are calculated at the time of the failure. See the error log for the actual replacement strategy.

---

**BC100C81****Explanation:**

A problem occurred during the IPL of the system. Attempt to create a deconfiguration record for a target that is not deconfigurable or not present.

**Response:**

The FRU callouts are calculated at the time of the failure. See the error log for the actual replacement strategy.

---

**BC100C82****Explanation:**

A problem occurred during the IPL of the system. Attempt to create a deconfiguration record for a target, but the deconfiguration repository is full.

**Response:**

The FRU callouts are calculated at the time of the failure. See the error log for the actual replacement strategy.

---

**BC100C83****Explanation:**

Invalid chipid from hardware (all FFs).

**Response:**

The FRU callouts are calculated at the time of the failure. See the error log for the actual replacement strategy.

---

**BC100C84****Explanation:**

Invalid Lx keyword.

**Response:**

The FRU callouts are calculated at the time of the failure. See the error log for the actual replacement strategy.

---

**BC100C85****Explanation:**

Bad MCA target.

**Response:**

The FRU callouts are calculated at the time of the failure. See the error log for the actual replacement strategy.

---

**BC100C86****Explanation:**

During processor/memory subsystem initialization, an error was encountered: Post de-configuration of target failed.

**Response:**

The FRU callouts are calculated at the time of the failure. See the error log for the actual replacement strategy.

---

**BC100C87****Explanation:**

During processor/memory subsystem initialization, an error was encountered: Post de-configuration of target failed.

**Response:**

The FRU callouts are calculated at the time of the failure. See the error log for the actual replacement strategy.

---

**BC100C88****Explanation:**

Insufficient DIMM resources.

**Response:**

The FRU callouts are calculated at the time of the failure. See the error log for the actual replacement strategy.

---

**BC100D01****Explanation:**

A problem occurred during the IPL of the system: Error returned from SCOM engine after write.

**Response:**

The FRU callouts are calculated at the time of the failure. See the error log for the actual replacement strategy.

---

**BC100D02****Explanation:**

A problem occurred during the IPL of the system: Error returned from SCOM engine after read.

**Response:**

The FRU callouts are calculated at the time of the failure. See the error log for the actual replacement strategy.

---

**BC100D03****Explanation:**

During processor/memory subsystem initialization, an error was encountered: Multi-SCOM read did not return correct SCOMs.

**Response:**

The FRU callouts are calculated at the time of the failure. See the error log for the actual replacement strategy.

---

**BC100D04****Explanation:**

A problem occurred during the IPL of the system: Invalid address on a SCOM operation.

**Response:**

The FRU callouts are calculated at the time of the failure. See the error log for the actual replacement strategy.

---

**BC100D05****Explanation:**

A problem occurred during the IPL of the system: Unsupported SCOM operation type.

**Response:**

The FRU callouts are calculated at the time of the failure. See the error log for the actual replacement strategy.

---

**BC100D06****Explanation:**

During processor/memory subsystem initialization, an error was encountered: Hypervisor firmware request interface not linked.

**Response:**

The FRU callouts are calculated at the time of the failure. See the error log for the actual replacement strategy.

---

**BC100D07****Explanation:**

During processor/memory subsystem initialization, an error was encountered: Unable to allocate firmware request messages.

**Response:**

The FRU callouts are calculated at the time of the failure. See the error log for the actual replacement strategy.

---

**BC100E01****Explanation:**

During processor/memory subsystem initialization, an error was encountered: Invalid operation type.

**Response:**

The FRU callouts are calculated at the time of the failure. See the error log for the actual replacement strategy.

---

**BC100E02****Explanation:**

A problem was detected during the IPL of the system: Device type not supported.

**Response:**

The FRU callouts are calculated at the time of the failure. See the error log for the actual replacement strategy.

---

**BC100E03****Explanation:**

During processor/memory subsystem initialization, an error was encountered: EEPROM attribute was not found.

**Response:**

The FRU callouts are calculated at the time of the failure. See the error log for the actual replacement strategy.

---

**BC100E04****Explanation:**

During processor/memory subsystem initialization, an error was encountered: Invalid EEPROM chip to access.

**Response:**

The FRU callouts are calculated at the time of the failure. See the error log for the actual replacement strategy.

---

**BC100E05****Explanation:**

During processor/memory subsystem initialization, an error was encountered: I2C master entity path doesn't exist.

**Response:**

The FRU callouts are calculated at the time of the failure. See the error log for the actual replacement strategy.

---

**BC100E06****Explanation:**

During processor/memory subsystem initialization, an error was encountered: I2C master path target is null.

**Response:**

The FRU callouts are calculated at the time of the failure. See the error log for the actual replacement strategy.

---

**BC100E07****Explanation:**

During processor/memory subsystem initialization, an error was encountered: Invalid address offset size.

**Response:**

The FRU callouts are calculated at the time of the failure. See the error log for the actual replacement strategy.

---

**BC100E08****Explanation:**

A problem occurred during the IPL of the system: I2C buffer offset is too large.

**Response:**

The FRU callouts are calculated at the time of the failure. See the error log for the actual replacement strategy.

---

**BC100E09****Explanation:**

During processor/memory subsystem initialization, an error was encountered: I2C write page size is zero.

**Response:**

The FRU callouts are calculated at the time of the failure. See the error log for the actual replacement strategy.

---

**BC100E0A****Explanation:**

During processor/memory subsystem initialization, an error was encountered: cacheEeprom mm\_remove\_pages FLUSH failed.

**Response:**

The FRU callouts are calculated at the time of the failure. See the error log for the actual replacement strategy.

---

**BC100E0B****Explanation:**

During processor/memory subsystem initialization, an error was encountered: cacheEeprom mm\_remove\_pages FLUSH failed.

**Response:**

The FRU callouts are calculated at the time of the failure. See the error log for the actual replacement strategy.

---

**BC100E0C****Explanation:**

During processor/memory subsystem initialization, an error was encountered: buildEepromRecordHeader invalid mux target.

**Response:**

The FRU callouts are calculated at the time of the failure. See the error log for the actual replacement strategy.

---

**BC100E0D****Explanation:**

Soft error in Firmware.

**Response:**

The FRU callouts are calculated at the time of the failure. See the error log for the actual replacement strategy.

---

**BC100E0E****Explanation:**

Firmware detected new part and is restarting.

**Response:**

The FRU callouts are calculated at the time of the failure. See the error log for the actual replacement strategy.

---

**BC100F01****Explanation:**

During processor/memory subsystem initialization, an error was encountered: Interrupt type already registered.

**Response:**

The FRU callouts are calculated at the time of the failure. See the error log for the actual replacement strategy.

---

**BC100F02****Explanation:**

During processor/memory subsystem initialization, an error was encountered: Interrupt resource provider not initialized yet.

**Response:**

The FRU callouts are calculated at the time of the failure. See the error log for the actual replacement strategy.

---

**BC100F03****Explanation:**

During processor/memory subsystem initialization, an error was encountered: Interrupt resource provider not initialized yet.

**Response:**

The FRU callouts are calculated at the time of the failure. See the error log for the actual replacement strategy.

---

**BC100F04****Explanation:**

During processor/memory subsystem initialization, an error was encountered.

**Response:**

The FRU callouts are calculated at the time of the failure. Examine the error log for the actual replacement strategy.

---

**BC100F05****Explanation:**

During processor/memory subsystem initialization, an error was encountered.

**Response:**

The FRU callouts are calculated at the time of the failure. Examine the error log for the actual replacement strategy.

---

**BC100F07****Explanation:**

During processor/memory subsystem initialization, an error was encountered: Error mapping in memory.

**Response:**

The FRU callouts are calculated at the time of the failure. See the error log for the actual replacement strategy.

---

**BC100F08****Explanation:**

During processor/memory subsystem initialization, an error was encountered: Unexpected RC from issuing PSIH B EOI store.

**Response:**

The FRU callouts are calculated at the time of the failure. See the error log for the actual replacement strategy.

---

**BC100F09****Explanation:**

During processor/memory subsystem initialization, an error was encountered: Error unmasking interrupt source.

**Response:**

The FRU callouts are calculated at the time of the failure. See the error log for the actual replacement strategy.

---

**BC100F0C****Explanation:**

During processor/memory subsystem initialization, an error was encountered: Error encountered sending coalesce message to INTRP.

**Response:**

The FRU callouts are calculated at the time of the failure. See the error log for the actual replacement strategy.

---

**BC100F0D****Explanation:**

During processor/memory subsystem initialization, an error was encountered: Error encountered routing IPC message.

**Response:**

The FRU callouts are calculated at the time of the failure. See the error log for the actual replacement strategy.

---

**BC100F0E****Explanation:**

Error handling processor interrupts.

**Response:**

The FRU callouts are calculated at the time of the failure. See the error log for the actual replacement strategy.

---

**BC101001****Explanation:**

Service Processor Firmware couldn't detect any functional master processor required to boot the host.

**Response:**

The FRU callouts are calculated at the time of the failure. See the error log for the actual replacement strategy.

---

**BC101002****Explanation:**

During processor/memory subsystem initialization, an error was encountered: MDMT could not find a functional node.

**Response:**

The FRU callouts are calculated at the time of the failure. See the error log for the actual replacement strategy.

---

**BC101003****Explanation:**

Host failed to boot because there was a problem configuring Time Of Day on the Host processors.

**Response:**

The FRU callouts are calculated at the time of the failure. See the error log for the actual replacement strategy.

---

**BC101004****Explanation:**

During processor/memory subsystem initialization, an error was encountered.

**Response:**

The FRU callouts are calculated at the time of the failure. Examine the error log for the actual replacement strategy.

---

**BC101005****Explanation:**

Service Processor Firmware encountered an internal error.

**Response:**

The FRU callouts are calculated at the time of the failure. See the error log for the actual replacement strategy.

---

---

**BC101006****Explanation:**

During processor/memory subsystem initialization, an error was encountered: Error: Unsupported bus port was detected for the specified bus type. Possible Causes: Invalid bus configuration in targeting, or getBusPort method has not been updated to support all the possible port for a bus on a given system type. Resolution: Development team should be contacted.

**Response:**

The FRU callouts are calculated at the time of the failure. See the error log for the actual replacement strategy.

---

**BC101007****Explanation:**

Host failed to boot because there was a problem configuring Time Of Day on the Host processors.

**Response:**

The FRU callouts are calculated at the time of the failure. See the error log for the actual replacement strategy.

---

**BC101008****Explanation:**

Host failed to boot because there was a problem configuring Time Of Day on the Host processors.

**Response:**

The FRU callouts are calculated at the time of the failure. See the error log for the actual replacement strategy.

---

**BC101009****Explanation:**

Service Processor Firmware encountered an internal error.

**Response:**

The FRU callouts are calculated at the time of the failure. See the error log for the actual replacement strategy.

---

**BC10100A****Explanation:**

During processor/memory subsystem initialization, an error was encountered.

**Response:**

The FRU callouts are calculated at the time of the failure. Examine the error log for the actual replacement strategy.

---

**BC10100B****Explanation:**

During processor/memory subsystem initialization, an error was encountered.

---

**Response:**

The FRU callouts are calculated at the time of the failure. Examine the error log for the actual replacement strategy.

---

**BC10100C****Explanation:**

An internal error occurred. This will force the Time of Day function to run with complete redundancy.

**Response:**

The FRU callouts are calculated at the time of the failure. See the error log for the actual replacement strategy.

---

**BC10100D****Explanation:**

Host failed to boot because there was a problem configuring Time Of Day on the Host processors.

**Response:**

The FRU callouts are calculated at the time of the failure. See the error log for the actual replacement strategy.

---

**BC10100E****Explanation:**

During processor/memory subsystem initialization, an error was encountered.

**Response:**

The FRU callouts are calculated at the time of the failure. Examine the error log for the actual replacement strategy.

---

**BC10100F****Explanation:**

During processor/memory subsystem initialization, an error was encountered.

**Response:**

The FRU callouts are calculated at the time of the failure. Examine the error log for the actual replacement strategy.

---

**BC101011****Explanation:**

Service Processor Firmware encountered an internal error.

**Response:**

The FRU callouts are calculated at the time of the failure. See the error log for the actual replacement strategy.

---

**BC101012****Explanation:**

Service Processor Firmware encountered an internal error.

**Response:**

The FRU callouts are calculated at the time of the failure. See the error log for the actual replacement strategy.

---

**BC101013****Explanation:**

Host failed to boot because there was a problem configuring Time Of Day on the Host processors.

**Response:**

The FRU callouts are calculated at the time of the failure. See the error log for the actual replacement strategy.

---

**BC101014****Explanation:**

Service Processor Firmware encountered an internal error.

**Response:**

The FRU callouts are calculated at the time of the failure. See the error log for the actual replacement strategy.

---

**BC101015****Explanation:**

There was a problem in configuring Time Of Day on the Host processor.

**Response:**

The FRU callouts are calculated at the time of the failure. See the error log for the actual replacement strategy.

---

**BC101017****Explanation:**

Service Processor Firmware encountered an internal error.

**Response:**

The FRU callouts are calculated at the time of the failure. See the error log for the actual replacement strategy.

---

**BC101019****Explanation:**

Service Processor Firmware encountered an internal error.

**Response:**

The FRU callouts are calculated at the time of the failure. See the error log for the actual replacement strategy.

---

**BC10101A****Explanation:**

An internal error occurred. This will force the Time of Day function to run with complete redundancy.

**Response:**

The FRU callouts are calculated at the time of the failure. See the error log for the actual replacement strategy.

---

**BC101101****Explanation:**

A problem occurred during the IPL of the system.

**Response:**

The FRU callouts are calculated at the time of the failure. See the error log for the actual replacement strategy.

---

**BC101102****Explanation:**

During processor/memory subsystem initialization, an error was encountered: Message from service processor. Message type is not within a valid range. Message dropped.

**Response:**

The FRU callouts are calculated at the time of the failure. See the error log for the actual replacement strategy.

---

**BC101104****Explanation:**

A problem occurred during the IPL of the system.

**Response:**

The FRU callouts are calculated at the time of the failure. See the error log for the actual replacement strategy.

---

**BC101105****Explanation:**

During processor/memory subsystem initialization, an error was encountered: Message from service processor. An invalid message queue ID or message type was sent to the service processor.

**Response:**

The FRU callouts are calculated at the time of the failure. See the error log for the actual replacement strategy.

---

**BC101107****Explanation:**

During processor/memory subsystem initialization, an error was encountered: Message queue already registered with mailbox using a different queue.

**Response:**

The FRU callouts are calculated at the time of the failure. See the error log for the actual replacement strategy.

---

**BC101109****Explanation:**

During processor/memory subsystem initialization, an error was encountered: Retry failed. Bad status indicated in PIB status reg.

**Response:**

The FRU callouts are calculated at the time of the failure. See the error log for the actual replacement strategy.

---

**BC10110A****Explanation:**

During processor/memory subsystem initialization, an error was encountered: Mailbox Data Write attempted before ACK.

**Response:**

The FRU callouts are calculated at the time of the failure. See the error log for the actual replacement strategy.

---

**BC10110B****Explanation:**

During processor/memory subsystem initialization, an error was encountered: Mailbox Hardware detected parity error.

**Response:**

The FRU callouts are calculated at the time of the failure. See the error log for the actual replacement strategy.

---

**BC10110C****Explanation:**

During processor/memory subsystem initialization, an error was encountered: Invalid message type sent to mailbox msgQ.

**Response:**

The FRU callouts are calculated at the time of the failure. See the error log for the actual replacement strategy.

---

**BC10110D****Explanation:**

During processor/memory subsystem initialization, an error was encountered: Host boot mailbox service is not available at this time.

**Response:**

The FRU callouts are calculated at the time of the failure. See the error log for the actual replacement strategy.

---

**BC10110E****Explanation:**

During processor/memory subsystem initialization, an error was encountered: Failed to allocate a DMA buffer. Message dropped.

**Response:**

The FRU callouts are calculated at the time of the failure. See the error log for the actual replacement strategy.

---

**BC10110F****Explanation:**

During processor/memory subsystem initialization, an error was encountered: Could not register mailbox message queue.

**Response:**

The FRU callouts are calculated at the time of the failure. See the error log for the actual replacement strategy.

---

**BC101110****Explanation:**

During processor/memory subsystem initialization, an error was encountered: Mailbox is disabled, message dropped.

**Response:**

The FRU callouts are calculated at the time of the failure. See the error log for the actual replacement strategy.

---

**BC101111****Explanation:**

During processor/memory subsystem initialization, an error was encountered: An invalid node was specified.

**Response:**

The FRU callouts are calculated at the time of the failure. See the error log for the actual replacement strategy.

---

**BC101112****Explanation:**

During processor/memory subsystem initialization, an error was encountered: Invalid msg or msg queue.

**Response:**

The FRU callouts are calculated at the time of the failure. See the error log for the actual replacement strategy.

---

**BC101113****Explanation:**

During processor/memory subsystem initialization, an error was encountered: IPC Message data corrupted.

**Response:**

The FRU callouts are calculated at the time of the failure. See the error log for the actual replacement strategy.

---

**BC101202****Explanation:**

During processor/memory subsystem initialization, an error was encountered: Invalid address and size returned from HDAT.

**Response:**

The FRU callouts are calculated at the time of the failure. See the error log for the actual replacement strategy.

---

**BC101204****Explanation:**

During processor/memory subsystem initialization, an error was encountered: Cannot unmap the source table section.

**Response:**

The FRU callouts are calculated at the time of the failure. See the error log for the actual replacement strategy.

---

**BC101205****Explanation:**

During processor/memory subsystem initialization, an error was encountered: Cannot unmap the source table section.

**Response:**

The FRU callouts are calculated at the time of the failure. See the error log for the actual replacement strategy.

---

**BC101207****Explanation:**

During processor/memory subsystem initialization, an error was encountered: MDRT table is not big enough to hold all entries.

**Response:**

The FRU callouts are calculated at the time of the failure. See the error log for the actual replacement strategy.

---

**BC101209****Explanation:**

During processor/memory subsystem initialization, an error was encountered: MDDT table is not big enough to hold all src entries.

**Response:**

The FRU callouts are calculated at the time of the failure. See the error log for the actual replacement strategy.

---

**BC10120A****Explanation:**

During processor/memory subsystem initialization, an error was encountered: MDDT table is not big enough to hold all src entries.

**Response:**



The FRU callouts are calculated at the time of the failure. See the error log for the actual replacement strategy.

---

**BC10120B****Explanation:**

During processor/memory subsystem initialization, an error was encountered: MDST table entry with page aligned is greater than 32GB.

**Response:**

The FRU callouts are calculated at the time of the failure. See the error log for the actual replacement strategy.

---

**BC10120C****Explanation:**

During processor/memory subsystem initialization, an error was encountered: MDDT table entry with page aligned is greater than 32GB.

**Response:**

The FRU callouts are calculated at the time of the failure. See the error log for the actual replacement strategy.

---

**BC10120D****Explanation:**

During processor/memory subsystem initialization, an error was encountered: Invalid address and size returned from HDAT.

**Response:**

The FRU callouts are calculated at the time of the failure. See the error log for the actual replacement strategy.

---

**BC10120E****Explanation:**

During processor/memory subsystem initialization, an error was encountered: Cannot unmap the PDAT Source Array Address.

**Response:**

The FRU callouts are calculated at the time of the failure. See the error log for the actual replacement strategy.

---

**BC10120F****Explanation:**

During processor/memory subsystem initialization, an error was encountered: Cannot unmap the PDAT Destinatin Array Addr.

**Response:**

The FRU callouts are calculated at the time of the failure. See the error log for the actual replacement strategy.

---

**BC101210****Explanation:**

During processor/memory subsystem initialization, an error was encountered: Insufficient space to copy architected registers.

**Response:**

The FRU callouts are calculated at the time of the failure. See the error log for the actual replacement strategy.

---

**BC101211****Explanation:**

During processor/memory subsystem initialization, an error was encountered: Mismatch between the version of structure supported by both SBE and HB.

**Response:**

The FRU callouts are calculated at the time of the failure. See the error log for the actual replacement strategy.

---

**BC101301****Explanation:**

During processor/memory subsystem initialization, an error was encountered: Unexpected data from LPC-UART interface.

**Response:**

The FRU callouts are calculated at the time of the failure. See the error log for the actual replacement strategy.

---

**BC101302****Explanation:**

During processor/memory subsystem initialization, an error was encountered: Timeout from LPC-UART interface.

**Response:**

The FRU callouts are calculated at the time of the failure. See the error log for the actual replacement strategy.

---

**BC101401****Explanation:**

During processor/memory subsystem initialization, an error was encountered: A maint command HW timed out.

**Response:**

The FRU callouts are calculated at the time of the failure. See the error log for the actual replacement strategy.

---

**BC101402****Explanation:**

During processor/memory subsystem initialization, an error was encountered: A maint command SW timed out.

**Response:**

The FRU callouts are calculated at the time of the failure. See the error log for the actual replacement strategy.

---

**BC101403****Explanation:**

Task handling mainstore init crashed.

**Response:**

The FRU callouts are calculated at the time of the failure. See the error log for the actual replacement strategy.

---

**BC101602****Explanation:**

During processor/memory subsystem initialization, an error was encountered.

**Response:**

The FRU callouts are calculated at the time of the failure. Examine the error log for the actual replacement strategy.

---

**BC101603****Explanation:**

During processor/memory subsystem initialization, an error was encountered.

**Response:**

The FRU callouts are calculated at the time of the failure. Examine the error log for the actual replacement strategy.

---

**BC101604****Explanation:**

During processor/memory subsystem initialization, an error was encountered.

**Response:**

The FRU callouts are calculated at the time of the failure. Examine the error log for the actual replacement strategy.

---

**BC101605****Explanation:**

During processor/memory subsystem initialization, an error was encountered.

**Response:**

The FRU callouts are calculated at the time of the failure. Examine the error log for the actual replacement strategy.

---

**BC101606****Explanation:**

During processor/memory subsystem initialization, an error was encountered.

**Response:**

The FRU callouts are calculated at the time of the failure. Examine the error log for the actual replacement strategy.

---

**BC101607****Explanation:**

During processor/memory subsystem initialization, an error was encountered.

**Response:**

The FRU callouts are calculated at the time of the failure. Examine the error log for the actual replacement strategy.

---

**BC101608****Explanation:**

During processor/memory subsystem initialization, an error was encountered: Insufficient space provided for LID by calling function.

**Response:**

The FRU callouts are calculated at the time of the failure. See the error log for the actual replacement strategy.

---

**BC101609****Explanation:**

During processor/memory subsystem initialization, an error was encountered: Unable to unload LID via host interface.

**Response:**

The FRU callouts are calculated at the time of the failure. See the error log for the actual replacement strategy.

---

**BC10160A****Explanation:**

During processor/memory subsystem initialization, an error was encountered: Unable to find Lid.

**Response:**

The FRU callouts are calculated at the time of the failure. See the error log for the actual replacement strategy.

---

**BC10160B****Explanation:**

Firmware error during boot.

**Response:**

The FRU callouts are calculated at the time of the failure. See the error log for the actual replacement strategy.

---

**BC10160C****Explanation:**

A problem occurred during the IPL of the system.

**Response:**

The FRU callouts are calculated at the time of the failure. See the error log for the actual replacement strategy.

---

**BC10160D****Explanation:**

A problem occurred during the IPL of the system.

**Response:**

The FRU callouts are calculated at the time of the failure. See the error log for the actual replacement strategy.

---

**BC10160E****Explanation:**

A problem occurred during the IPL of the system.

**Response:**

The FRU callouts are calculated at the time of the failure. See the error log for the actual replacement strategy.

---

**BC10160F****Explanation:**

A problem occurred during the IPL of the system.

**Response:**

The FRU callouts are calculated at the time of the failure. See the error log for the actual replacement strategy.

---

**BC101610****Explanation:**

A problem occurred during the IPL of the system.

**Response:**

The FRU callouts are calculated at the time of the failure. See the error log for the actual replacement strategy.

---

**BC101611****Explanation:**

A problem occurred during the IPL of the system.

**Response:**

The FRU callouts are calculated at the time of the failure. See the error log for the actual replacement strategy.

---

**BC101612****Explanation:**

A problem occurred during the IPL of the system.

**Response:**

The FRU callouts are calculated at the time of the failure. See the error log for the actual replacement strategy.

---

**BC101613****Explanation:**

A problem occurred during the IPL of the system.

**Response:**

The FRU callouts are calculated at the time of the failure. See the error log for the actual replacement strategy.

---

**BC101615****Explanation:**

A problem occurred during the IPL of the system.

**Response:**

The FRU callouts are calculated at the time of the failure. See the error log for the actual replacement strategy.

---

**BC101616****Explanation:**

Firmware Error.

**Response:**

The FRU callouts are calculated at the time of the failure. See the error log for the actual replacement strategy.

---

**BC101617****Explanation:**

Firmware Error.

**Response:**

The FRU callouts are calculated at the time of the failure. See the error log for the actual replacement strategy.

---

**BC101618****Explanation:**

Firmware Error.

**Response:**

The FRU callouts are calculated at the time of the failure. See the error log for the actual replacement strategy.

---

**BC10161A****Explanation:**

Firmware Error.

**Response:**

The FRU callouts are calculated at the time of the failure. See the error log for the actual replacement strategy.

---

**BC10161B****Explanation:**

Firmware Error.

**Response:**

The FRU callouts are calculated at the time of the failure. See the error log for the actual replacement strategy.

---

**BC10161C****Explanation:**

Firmware encountered an internal error.

**Response:**

The FRU callouts are calculated at the time of the failure. See the error log for the actual replacement strategy.

---

**BC10161D**

**Explanation:**

Firmware load error.

**Response:**

The FRU callouts are calculated at the time of the failure. See the error log for the actual replacement strategy.

---

**BC101700**

**Explanation:**

During processor/memory subsystem initialization, an error was encountered: Request given to load payload into mirrored memory, but no mirrored memory exists at that location.

**Response:**

The FRU callouts are calculated at the time of the failure. See the error log for the actual replacement strategy.

---

**BC101701**

**Explanation:**

During processor/memory subsystem initialization, an error was encountered: Failure extending memory to after exiting cache contained mode.

**Response:**

The FRU callouts are calculated at the time of the failure. See the error log for the actual replacement strategy.

---

**BC101702**

**Explanation:**

A problem occurred during the IPL of the system.

**Response:**

The FRU callouts are calculated at the time of the failure. Examine the error log for the actual replacement strategy.

---

**BC101703**

**Explanation:**

During processor/memory subsystem initialization, an error was encountered: IStep failed, see other log(s) with the same PLID for reason.

**Response:**

The FRU callouts are calculated at the time of the failure. See the error log for the actual replacement strategy.

---

**BC101704**

**Explanation:**

A problem occurred during the IPL of the system.

**Response:**

The FRU callouts are calculated at the time of the failure. See the error log for the actual replacement strategy.

---

**BC101705**

**Explanation:**

A problem occurred during the IPL of the system.

**Response:**

The FRU callouts are calculated at the time of the failure. See the error log for the actual replacement strategy.

---

**BC101706**

**Explanation:**

During processor/memory subsystem initialization, an error was encountered: cpu\_master\_winkle returned an error.

**Response:**

The FRU callouts are calculated at the time of the failure. See the error log for the actual replacement strategy.

---

**BC101707**

**Explanation:**

A problem occurred during the IPL of the system.

**Response:**

The FRU callouts are calculated at the time of the failure. See the error log for the actual replacement strategy.

---

**BC101708**

**Explanation:**

A problem occurred during the IPL of the system.

**Response:**

The FRU callouts are calculated at the time of the failure. Examine the error log for the actual replacement strategy.

---

**BC101709**

**Explanation:**

During processor/memory subsystem initialization, an error was encountered: Call to getParentAffinityTarget requesting the number of EX chips with parent affinity to a core, returned an incorrect vector size, the expected size is 1.

**Response:**

The FRU callouts are calculated at the time of the failure. See the error log for the actual replacement strategy.

---

**BC10170A**

**Explanation:**

A problem occurred during the IPL of the system.

**Response:**

The FRU callouts are calculated at the time of the failure. See the error log for the actual replacement strategy.

---

**BC10170B****Explanation:**

A problem isolated to firmware or firmware customization occurred during the IPL of the system.

**Response:**

The FRU callouts are calculated at the time of the failure. See the error log for the actual replacement strategy.

---

**BC10170C****Explanation:**

A problem occurred during the IPL of the system.

**Response:**

The FRU callouts are calculated at the time of the failure. See the error log for the actual replacement strategy.

---

**BC10170D****Explanation:**

A problem isolated to firmware or firmware customization occurred during the IPL of the system.

**Response:**

The FRU callouts are calculated at the time of the failure. See the error log for the actual replacement strategy.

---

**BC10170E****Explanation:**

A problem isolated to firmware or firmware customization occurred during the IPL of the system.

**Response:**

The FRU callouts are calculated at the time of the failure. See the error log for the actual replacement strategy.

---

**BC101711****Explanation:**

Platform generated error. See User Data.

**Response:**

The FRU callouts are calculated at the time of the failure. See the error log for the actual replacement strategy.

---

**BC101712****Explanation:**

Platform generated error.

**Response:**

The FRU callouts are calculated at the time of the failure. See the error log for the actual replacement strategy.

---

**BC101713****Explanation:**

Platform generated error. See User Data.

**Response:**

The FRU callouts are calculated at the time of the failure. See the error log for the actual replacement strategy.

---

**BC101714****Explanation:**

A problem occurred during the IPL of the system.

**Response:**

The FRU callouts are calculated at the time of the failure. See the error log for the actual replacement strategy.

---

**BC101715****Explanation:**

A problem occurred during the IPL of the system.

**Response:**

The FRU callouts are calculated at the time of the failure. See the error log for the actual replacement strategy.

---

**BC101716****Explanation:**

A problem occurred during the IPL of the system.

**Response:**

The FRU callouts are calculated at the time of the failure. See the error log for the actual replacement strategy.

---

**BC10171A****Explanation:**

A problem occurred during the IPL of the system.

**Response:**

The FRU callouts are calculated at the time of the failure. See the error log for the actual replacement strategy.

---

**BC10171B****Explanation:**

A problem occurred during the IPL of the system.

**Response:**

The FRU callouts are calculated at the time of the failure. See the error log for the actual replacement strategy.

---

**BC10171C****Explanation:**

A problem occurred during the IPL of the system.

**Response:**

The FRU callouts are calculated at the time of the failure. See the error log for the actual replacement strategy.

---

**BC10171D****Explanation:**

Platform security problem detected.

**Response:**

The FRU callouts are calculated at the time of the failure. See the error log for the actual replacement strategy.

---

**BC10171E****Explanation:**

During processor/memory subsystem initialization, an error was encountered: There is no functional memory.

**Response:**

The FRU callouts are calculated at the time of the failure. See the error log for the actual replacement strategy.

---

**BC10171F****Explanation:**

A problem occurred during the IPL of the system.

**Response:**

The FRU callouts are calculated at the time of the failure. See the error log for the actual replacement strategy.

---

**BC101720****Explanation:**

A problem occurred during the IPL of the system.

**Response:**

The FRU callouts are calculated at the time of the failure. See the error log for the actual replacement strategy.

---

**BC101721****Explanation:**

Platform security problem detected.

**Response:**

The FRU callouts are calculated at the time of the failure. See the error log for the actual replacement strategy.

---

**BC101722****Explanation:**

Platform security problem detected.

**Response:**

The FRU callouts are calculated at the time of the failure. See the error log for the actual replacement strategy.

---

**BC101723****Explanation:**

Platform security problem detected.

**Response:**

The FRU callouts are calculated at the time of the failure. See the error log for the actual replacement strategy.

---

**BC101724****Explanation:**

Platform security problem detected.

**Response:**

The FRU callouts are calculated at the time of the failure. See the error log for the actual replacement strategy.

---

**BC101725****Explanation:**

Platform security problem detected.

**Response:**

The FRU callouts are calculated at the time of the failure. See the error log for the actual replacement strategy.

---

**BC101726****Explanation:**

Platform security problem detected.

**Response:**

The FRU callouts are calculated at the time of the failure. See the error log for the actual replacement strategy.

---

**BC101727****Explanation:**

Platform security problem detected.

**Response:**

The FRU callouts are calculated at the time of the failure. See the error log for the actual replacement strategy.

---

**BC101728****Explanation:**

Platform security problem detected.

**Response:**

The FRU callouts are calculated at the time of the failure. See the error log for the actual replacement strategy.

---

**BC101729****Explanation:**

Host firmware did not find enough hardware to continue the boot.

**Response:**

The FRU callouts are calculated at the time of the failure. See the error log for the actual replacement strategy.

---

**BC101732****Explanation:**

Illegal action during boot.

**Response:**

The FRU callouts are calculated at the time of the failure. See the error log for the actual replacement strategy.

---

**BC101735****Explanation:**

A problem occurred during the IPL of the system.

**Response:**

The FRU callouts are calculated at the time of the failure. See the error log for the actual replacement strategy.

---

**BC101736****Explanation:**

A problem occurred during the IPL of the system.

**Response:**

The FRU callouts are calculated at the time of the failure. See the error log for the actual replacement strategy.

---

**BC101737****Explanation:**

A problem occurred during the IPL of the system.

**Response:**

The FRU callouts are calculated at the time of the failure. See the error log for the actual replacement strategy.

---

**BC101738****Explanation:**

Processor Error.

**Response:**

The FRU callouts are calculated at the time of the failure. See the error log for the actual replacement strategy.

---

**BC101739****Explanation:**

A problem occurred during the IPL of the system and the system will reboot.

**Response:**

The FRU callouts are calculated at the time of the failure. See the error log for the actual replacement strategy.

---

**BC10173A****Explanation:**

A problem occurred during the IPL of the system.

**Response:**

The FRU callouts are calculated at the time of the failure. See the error log for the actual replacement strategy.

---

**BC101740****Explanation:**

During processor/memory subsystem initialization, an error was encountered: messages from other nodes have not returned in time.

**Response:**

The FRU callouts are calculated at the time of the failure. See the error log for the actual replacement strategy.

---

**BC101741****Explanation:**

During processor/memory subsystem initialization, an error was encountered: Freq attribute DATA timer thread failed.

**Response:**

The FRU callouts are calculated at the time of the failure. See the error log for the actual replacement strategy.

---

**BC101742****Explanation:**

Incompatible processor modules installed between drawers.

**Response:**

The FRU callouts are calculated at the time of the failure. See the error log for the actual replacement strategy.

---

**BC101743****Explanation:**

Incompatible processor modules installed between drawers.

**Response:**

The FRU callouts are calculated at the time of the failure. See the error log for the actual replacement strategy.

---

**BC101744****Explanation:**

Incompatible processor modules installed between drawers.

**Response:**

The FRU callouts are calculated at the time of the failure. See the error log for the actual replacement strategy.

---

**BC101745****Explanation:**

Incompatible processor modules installed between drawers.

**Response:**

The FRU callouts are calculated at the time of the failure. See the error log for the actual replacement strategy.

---

**BC101746****Explanation:**

Incompatible processor modules installed between drawers.

**Response:**

The FRU callouts are calculated at the time of the failure. See the error log for the actual replacement strategy.

---

**BC101747****Explanation:**

Host firmware did not find valid hardware to continue the boot.

**Response:**

The FRU callouts are calculated at the time of the failure. See the error log for the actual replacement strategy.

---

**BC101748****Explanation:**

Platform security problem detected.

**Response:**

The FRU callouts are calculated at the time of the failure. See the error log for the actual replacement strategy.

---

**BC101749****Explanation:**

Platform security problem detected.

**Response:**

The FRU callouts are calculated at the time of the failure. See the error log for the actual replacement strategy.

---

**BC10174A****Explanation:**

There was an error training the SMP cables.

**Response:**

The FRU callouts are calculated at the time of the failure. See the error log for the actual replacement strategy.

---

**BC10174C****Explanation:**

A problem isolated to firmware or firmware customization occurred during the IPL of the system.

**Response:**

The FRU callouts are calculated at the time of the failure. See the error log for the actual replacement strategy.

---

**BC10174D****Explanation:**

PNOR-IPMI not enabled, BMC firmware needs to be updated.

**Response:**

The FRU callouts are calculated at the time of the failure. See the error log for the actual replacement strategy.

---

**BC10174E****Explanation:**

During processor/memory subsystem initialization, an error was encountered: Kernel returned error when trying to activate core.

**Response:**

The FRU callouts are calculated at the time of the failure. See the error log for the actual replacement strategy.

---

**BC10174F****Explanation:**

Unexpected IPL firmware data load error.

**Response:**

The FRU callouts are calculated at the time of the failure. See the error log for the actual replacement strategy.

---

**BC101750****Explanation:**

Platform security problem detected.

**Response:**

The FRU callouts are calculated at the time of the failure. See the error log for the actual replacement strategy.

---

**BC101752****Explanation:**

Platform security problem detected.

**Response:**

The FRU callouts are calculated at the time of the failure. See the error log for the actual replacement strategy.

---

**BC101803****Explanation:**

Task analyzing HW errors has failed.

**Response:**

The FRU callouts are calculated at the time of the failure. See the error log for the actual replacement strategy.

---

**BC101804****Explanation:**

Task analyzing HW errors has failed.



**Response:**

The FRU callouts are calculated at the time of the failure. See the error log for the actual replacement strategy.

---

**BC101901****Explanation:**

A problem occurred during the IPL of the system.

**Response:**

The FRU callouts are calculated at the time of the failure. See the error log for the actual replacement strategy.

---

**BC101902****Explanation:**

A problem occurred during the IPL of the system.

**Response:**

The FRU callouts are calculated at the time of the failure. See the error log for the actual replacement strategy.

---

**BC101903****Explanation:**

A problem occurred during the IPL of the system.

**Response:**

The FRU callouts are calculated at the time of the failure. See the error log for the actual replacement strategy.

---

**BC101904****Explanation:**

A problem occurred during the IPL of the system.

**Response:**

The FRU callouts are calculated at the time of the failure. See the error log for the actual replacement strategy.

---

**BC10190C****Explanation:**

A problem occurred during the IPL of the system.

**Response:**

The FRU callouts are calculated at the time of the failure. See the error log for the actual replacement strategy.

---

**BC101A01****Explanation:**

During processor/memory subsystem initialization, an error was encountered.

**Response:**

The FRU callouts are calculated at the time of the failure. Examine the error log for the actual replacement strategy.

---

**BC101A02****Explanation:**

During processor/memory subsystem initialization, an error was encountered: HDAT Header data not as expected.

**Response:**

The FRU callouts are calculated at the time of the failure. See the error log for the actual replacement strategy.

---

**BC101A03****Explanation:**

During processor/memory subsystem initialization, an error was encountered: Tuple is unallocated.

**Response:**

The FRU callouts are calculated at the time of the failure. See the error log for the actual replacement strategy.

---

**BC101A04****Explanation:**

During processor/memory subsystem initialization, an error was encountered: Section is not valid in standalone mode.

**Response:**

The FRU callouts are calculated at the time of the failure. See the error log for the actual replacement strategy.

---

**BC101A05****Explanation:**

During processor/memory subsystem initialization, an error was encountered: Error mapping in memory.

**Response:**

The FRU callouts are calculated at the time of the failure. See the error log for the actual replacement strategy.

---

**BC101A08****Explanation:**

During processor/memory subsystem initialization, an error was encountered: There is no host data for specified kind of payload.

**Response:**

The FRU callouts are calculated at the time of the failure. See the error log for the actual replacement strategy.

---

**BC101A09****Explanation:**

During processor/memory subsystem initialization, an error was encountered.

**Response:**

The FRU callouts are calculated at the time of the failure. Examine the error log for the actual replacement strategy.

---

---

**BC101A0A****Explanation:**

During processor/memory subsystem initialization, an error was encountered: NACA data doesn't seem right.

**Response:**

The FRU callouts are calculated at the time of the failure. See the error log for the actual replacement strategy.

---

**BC101A0B****Explanation:**

During processor/memory subsystem initialization, an error was encountered: HDAT data block falls outside valid range.

**Response:**

The FRU callouts are calculated at the time of the failure. See the error log for the actual replacement strategy.

---

**BC101A0C****Explanation:**

During processor/memory subsystem initialization, an error was encountered: Unknown section requested.

**Response:**

The FRU callouts are calculated at the time of the failure. See the error log for the actual replacement strategy.

---

**BC101A0E****Explanation:**

During processor/memory subsystem initialization, an error was encountered.

**Response:**

The FRU callouts are calculated at the time of the failure. Examine the error log for the actual replacement strategy.

---

**BC101A0F****Explanation:**

During processor/memory subsystem initialization, an error was encountered.

**Response:**

The FRU callouts are calculated at the time of the failure. Examine the error log for the actual replacement strategy.

---

**BC101A10****Explanation:**

During processor/memory subsystem initialization, an error was encountered.

**Response:**

The FRU callouts are calculated at the time of the failure. Examine the error log for the actual replacement strategy.

---

---

**BC101A11****Explanation:**

During processor/memory subsystem initialization, an error was encountered.

**Response:**

The FRU callouts are calculated at the time of the failure. Examine the error log for the actual replacement strategy.

---

**BC101A12****Explanation:**

During processor/memory subsystem initialization, an error was encountered.

**Response:**

The FRU callouts are calculated at the time of the failure. Examine the error log for the actual replacement strategy.

---

**BC101A14****Explanation:**

During processor/memory subsystem initialization, an error was encountered.

**Response:**

The FRU callouts are calculated at the time of the failure. Examine the error log for the actual replacement strategy.

---

**BC101A15****Explanation:**

During processor/memory subsystem initialization, an error was encountered.

**Response:**

The FRU callouts are calculated at the time of the failure. Examine the error log for the actual replacement strategy.

---

**BC101A16****Explanation:**

During processor/memory subsystem initialization, an error was encountered: Could not find a valid SPIRA of any type.

**Response:**

The FRU callouts are calculated at the time of the failure. See the error log for the actual replacement strategy.

---

**BC101A18****Explanation:**

During processor/memory subsystem initialization, an error was encountered.

**Response:**

The FRU callouts are calculated at the time of the failure. Examine the error log for the actual replacement strategy.

---

---

**BC101A19****Explanation:**

During processor/memory subsystem initialization, an error was encountered: No associated DMI targeting target(s) found for given MEMBUF targeting target.

**Response:**

The FRU callouts are calculated at the time of the failure. See the error log for the actual replacement strategy.

---

**BC101A1A****Explanation:**

During processor/memory subsystem initialization, an error was encountered: The targeting type of the input targeting target is not supported by runtime code.

**Response:**

The FRU callouts are calculated at the time of the failure. See the error log for the actual replacement strategy.

---

**BC101A1B****Explanation:**

During processor/memory subsystem initialization, an error was encountered: No processor targeting target was found for the given targeting target.

**Response:**

The FRU callouts are calculated at the time of the failure. See the error log for the actual replacement strategy.

---

**BC101A1C****Explanation:**

Kernel failed to unmap memory.

**Response:**

The FRU callouts are calculated at the time of the failure. See the error log for the actual replacement strategy.

---

**BC101A1D****Explanation:**

During processor/memory subsystem initialization, an error was encountered: PM load complex unknown mode.

**Response:**

The FRU callouts are calculated at the time of the failure. See the error log for the actual replacement strategy.

---

**BC101A1E****Explanation:**

During processor/memory subsystem initialization, an error was encountered: HCODE scom update runtime interface not linked.

**Response:**

The FRU callouts are calculated at the time of the failure. See the error log for the actual replacement strategy.

---

**BC101A1F****Explanation:**

During processor/memory subsystem initialization, an error was encountered: HCODE SCOM update error.

**Response:**

The FRU callouts are calculated at the time of the failure. See the error log for the actual replacement strategy.

---

**BC101A20****Explanation:**

Firmware error during boot.

**Response:**

The FRU callouts are calculated at the time of the failure. See the error log for the actual replacement strategy.

---

**BC101A21****Explanation:**

Platform security problem detected.

**Response:**

The FRU callouts are calculated at the time of the failure. See the error log for the actual replacement strategy.

---

**BC101A22****Explanation:**

Platform security problem detected.

**Response:**

The FRU callouts are calculated at the time of the failure. See the error log for the actual replacement strategy.

---

**BC101A23****Explanation:**

Unexpected boot firmware error.

**Response:**

The FRU callouts are calculated at the time of the failure. See the error log for the actual replacement strategy.

---

**BC101A24****Explanation:**

Platform security problem detected.

**Response:**

The FRU callouts are calculated at the time of the failure. See the error log for the actual replacement strategy.

---

**BC101A25****Explanation:**

Platform security problem detected.

**Response:**

The FRU callouts are calculated at the time of the failure. See the error log for the actual replacement strategy.

---

**BC101A26**

**Explanation:**

Unexpected boot firmware error.

**Response:**

The FRU callouts are calculated at the time of the failure. See the error log for the actual replacement strategy.

---

**BC101A27**

**Explanation:**

During processor/memory subsystem initialization, an error was encountered: Unable to fill in HB data memory.

**Response:**

The FRU callouts are calculated at the time of the failure. See the error log for the actual replacement strategy.

---

**BC101A28**

**Explanation:**

Internal system error occurred.

**Response:**

The FRU callouts are calculated at the time of the failure. See the error log for the actual replacement strategy.

---

**BC101A29**

**Explanation:**

Internal system error occurred.

**Response:**

The FRU callouts are calculated at the time of the failure. See the error log for the actual replacement strategy.

---

**BC101A2A**

**Explanation:**

Platform security problem detected.

**Response:**

The FRU callouts are calculated at the time of the failure. See the error log for the actual replacement strategy.

---

**BC101A2B**

**Explanation:**

Platform security problem detected.

**Response:**

The FRU callouts are calculated at the time of the failure. See the error log for the actual replacement strategy.

---

**BC101A2C**

**Explanation:**

Platform security problem detected.

**Response:**

The FRU callouts are calculated at the time of the failure. See the error log for the actual replacement strategy.

---

**BC101A2D**

**Explanation:**

Platform security problem detected.

**Response:**

The FRU callouts are calculated at the time of the failure. See the error log for the actual replacement strategy.

---

**BC101A2E**

**Explanation:**

Platform security problem detected.

**Response:**

The FRU callouts are calculated at the time of the failure. See the error log for the actual replacement strategy.

---

**BC101A2F**

**Explanation:**

Platform security problem detected.

**Response:**

The FRU callouts are calculated at the time of the failure. See the error log for the actual replacement strategy.

---

**BC101A30**

**Explanation:**

Platform security problem detected.

**Response:**

The FRU callouts are calculated at the time of the failure. See the error log for the actual replacement strategy.

---

**BC101A31**

**Explanation:**

Platform security problem detected.

**Response:**

The FRU callouts are calculated at the time of the failure. See the error log for the actual replacement strategy.

---

**BC101A32**

**Explanation:**

During processor/memory subsystem initialization, an error was encountered: Error with Firmware Notify request.

**Response:**

The FRU callouts are calculated at the time of the failure. See the error log for the actual replacement strategy.

---

**BC101A34**

**Explanation:**

During processor/memory subsystem initialization, an error was encountered: SBE error recovery attempt failed.

**Response:**

The FRU callouts are calculated at the time of the failure. See the error log for the actual replacement strategy.

---

**BC101A35**

**Explanation:**

During processor/memory subsystem initialization, an error was encountered: SBE error recovery attempt failed.

**Response:**

The FRU callouts are calculated at the time of the failure. See the error log for the actual replacement strategy.

---

**BC101A37**

**Explanation:**

During processor/memory subsystem initialization, an error was encountered: The Firmware Request call failed.

**Response:**

The FRU callouts are calculated at the time of the failure. See the error log for the actual replacement strategy.

---

**BC101A38**

**Explanation:**

During processor/memory subsystem initialization, an error was encountered: The Firmware Request call failed.

**Response:**

The FRU callouts are calculated at the time of the failure. See the error log for the actual replacement strategy.

---

**BC101A39**

**Explanation:**

During processor/memory subsystem initialization, an error was encountered: The Firmware Request call failed.

**Response:**

The FRU callouts are calculated at the time of the failure. See the error log for the actual replacement strategy.

---

**BC101A3A**

**Explanation:**

Firmware encountered an internal error.

**Response:**

The FRU callouts are calculated at the time of the failure. See the error log for the actual replacement strategy.

---

**BC101A3B**

**Explanation:**

Firmware encountered an internal error.

**Response:**

The FRU callouts are calculated at the time of the failure. See the error log for the actual replacement strategy.

---

**BC101A3C**

**Explanation:**

During processor/memory subsystem initialization, an error was encountered: Attribute failed to update on HBRT side.

**Response:**

The FRU callouts are calculated at the time of the failure. See the error log for the actual replacement strategy.

---

**BC101A3D**

**Explanation:**

Hostboot attempted to reserve memory outside of allowed range.

**Response:**

The FRU callouts are calculated at the time of the failure. See the error log for the actual replacement strategy.

---

**BC101A3E**

**Explanation:**

During processor/memory subsystem initialization, an error was encountered: messages from other nodes have not returned in time.

**Response:**

The FRU callouts are calculated at the time of the failure. See the error log for the actual replacement strategy.

---

**BC101A3F**

**Explanation:**

During processor/memory subsystem initialization, an error was encountered: sendSBESystemConfig timer thread failed.

**Response:**

The FRU callouts are calculated at the time of the failure. See the error log for the actual replacement strategy.

---

**BC101A40****Explanation:**

Informational log containing historic data.

**Response:**

The FRU callouts are calculated at the time of the failure. See the error log for the actual replacement strategy.

---

**BC101A42****Explanation:**

Failure in the security subsystem.

**Response:**

The FRU callouts are calculated at the time of the failure. See the error log for the actual replacement strategy.

---

**BC101A43****Explanation:**

Failure in the security subsystem.

**Response:**

The FRU callouts are calculated at the time of the failure. See the error log for the actual replacement strategy.

---

**BC101A44****Explanation:**

Firmware error initializing system data structures during boot.

**Response:**

The FRU callouts are calculated at the time of the failure. See the error log for the actual replacement strategy.

---

**BC101B01****Explanation:**

Boot firmware has crashed with an internal error.

**Response:**

The FRU callouts are calculated at the time of the failure. See the error log for the actual replacement strategy.

---

**BC101B02****Explanation:**

Boot firmware has crashed with an internal error.

**Response:**

The FRU callouts are calculated at the time of the failure. See the error log for the actual replacement strategy.

---

**BC101B03****Explanation:**

Boot firmware has crashed with an internal error.

**Response:**

The FRU callouts are calculated at the time of the failure. See the error log for the actual replacement strategy.

---

**BC101C01****Explanation:**

During processor/memory subsystem initialization, an error was encountered.

**Response:**

The FRU callouts are calculated at the time of the failure. Examine the error log for the actual replacement strategy.

---

**BC101C02****Explanation:**

During processor/memory subsystem initialization, an error was encountered.

**Response:**

The FRU callouts are calculated at the time of the failure. Examine the error log for the actual replacement strategy.

---

**BC101C03****Explanation:**

During processor/memory subsystem initialization, an error was encountered: System configuration does not have a Parent DMI for the current centaur.

**Response:**

The FRU callouts are calculated at the time of the failure. See the error log for the actual replacement strategy.

---

**BC101C05****Explanation:**

During processor/memory subsystem initialization, an error was encountered: SUE Encountered when collecting IBSCOM Error Data.

**Response:**

The FRU callouts are calculated at the time of the failure. See the error log for the actual replacement strategy.

---

**BC101C06****Explanation:**

During processor/memory subsystem initialization, an error was encountered: Bus failure when attempting to perform IBSCOM operation. IBSCOM disabled.

**Response:**

The FRU callouts are calculated at the time of the failure. See the error log for the actual replacement strategy.

---

**BC101C07**

**Explanation:**

During processor/memory subsystem initialization, an error was encountered.

**Response:**

The FRU callouts are calculated at the time of the failure. Examine the error log for the actual replacement strategy.

---

**BC101C08****Explanation:**

During processor/memory subsystem initialization, an error was encountered: PIB error when attempting to perform IBSCOM operation.

**Response:**

The FRU callouts are calculated at the time of the failure. See the error log for the actual replacement strategy.

---

**BC101C09****Explanation:**

During processor/memory subsystem initialization, an error was encountered: Detected error doesn't match the address we failed on.

**Response:**

The FRU callouts are calculated at the time of the failure. See the error log for the actual replacement strategy.

---

**BC101C0A****Explanation:**

During processor/memory subsystem initialization, an error was encountered: Previous error disabled ibscom, so forcing a retry via FSI.

**Response:**

The FRU callouts are calculated at the time of the failure. See the error log for the actual replacement strategy.

---

**BC101D01****Explanation:**

A problem occurred during the IPL of the system.

**Response:**

The FRU callouts are calculated at the time of the failure. See the error log for the actual replacement strategy.

---

**BC101D03****Explanation:**

During processor/memory subsystem initialization, an error was encountered: The record enumeration did not have a corresponding string value.

**Response:**

The FRU callouts are calculated at the time of the failure. See the error log for the actual replacement strategy.

---

**BC101D04****Explanation:**

A problem occurred during the IPL of the system.

**Response:**

The FRU callouts are calculated at the time of the failure. See the error log for the actual replacement strategy.

---

**BC101D05****Explanation:**

During processor/memory subsystem initialization, an error was encountered: Record name does not match value expected for offset read.

**Response:**

The FRU callouts are calculated at the time of the failure. See the error log for the actual replacement strategy.

---

**BC101D06****Explanation:**

During processor/memory subsystem initialization, an error was encountered: Buffer for checking Presence Detect was not the correct size.

**Response:**

The FRU callouts are calculated at the time of the failure. See the error log for the actual replacement strategy.

---

**BC101D07****Explanation:**

During processor/memory subsystem initialization, an error was encountered: Invalid Basic Memory Type.

**Response:**

The FRU callouts are calculated at the time of the failure. See the error log for the actual replacement strategy.

---

**BC101D09****Explanation:**

A problem occurred during the IPL of the system.

**Response:**

The FRU callouts are calculated at the time of the failure. See the error log for the actual replacement strategy.

---

**BC101D0B****Explanation:**

A problem occurred during the IPL of the system.

**Response:**

The FRU callouts are calculated at the time of the failure. See the error log for the actual replacement strategy.

---

**BC101D0D**

**Explanation:**

A problem occurred during the IPL of the system.

**Response:**

The FRU callouts are calculated at the time of the failure. See the error log for the actual replacement strategy.

---

**BC101D0E****Explanation:**

A problem occurred during the IPL of the system.

**Response:**

The FRU callouts are calculated at the time of the failure. See the error log for the actual replacement strategy.

---

**BC101D0F****Explanation:**

A problem occurred during the IPL of the system.

**Response:**

The FRU callouts are calculated at the time of the failure. See the error log for the actual replacement strategy.

---

**BC101D10****Explanation:**

A problem occurred during the IPL of the system.

**Response:**

The FRU callouts are calculated at the time of the failure. See the error log for the actual replacement strategy.

---

**BC101D11****Explanation:**

A problem occurred during the IPL of the system.

**Response:**

The FRU callouts are calculated at the time of the failure. See the error log for the actual replacement strategy.

---

**BC101D13****Explanation:**

A problem occurred during the IPL of the system.

**Response:**

The FRU callouts are calculated at the time of the failure. Examine the error log for the actual replacement strategy.

---

**BC101D14****Explanation:**

A problem occurred during the IPL of the system.

**Response:**

The FRU callouts are calculated at the time of the failure. See the error log for the actual replacement strategy.

---

**BC101D15****Explanation:**

A problem occurred during the IPL of the system.

**Response:**

The FRU callouts are calculated at the time of the failure. See the error log for the actual replacement strategy.

---

**BC101D16****Explanation:**

During processor/memory subsystem initialization, an error was encountered: Requested VPD type is invalid or not supported at runtime.

**Response:**

The FRU callouts are calculated at the time of the failure. See the error log for the actual replacement strategy.

---

**BC101D18****Explanation:**

During processor/memory subsystem initialization, an error was encountered: MBOX send not supported in HBRT.

**Response:**

The FRU callouts are calculated at the time of the failure. Examine the error log for the actual replacement strategy.

---

**BC101D19****Explanation:**

During processor/memory subsystem initialization, an error was encountered.

**Response:**

The FRU callouts are calculated at the time of the failure. Examine the error log for the actual replacement strategy.

---

**BC101D1A****Explanation:**

During processor/memory subsystem initialization, an error was encountered: Hypervisor returned NULL address for VPD.

**Response:**

The FRU callouts are calculated at the time of the failure. See the error log for the actual replacement strategy.

---

**BC101D1B****Explanation:**

During processor/memory subsystem initialization, an error was encountered: Reserved size in memory insufficient for runtime VPD.

**Response:**



The FRU callouts are calculated at the time of the failure. See the error log for the actual replacement strategy.

---

**BC101D1C****Explanation:**

During processor/memory subsystem initialization, an error was encountered.

**Response:**

The FRU callouts are calculated at the time of the failure. Examine the error log for the actual replacement strategy.

---

**BC101D30****Explanation:**

During processor/memory subsystem initialization, an error was encountered: The VHDR was invalid.

**Response:**

The FRU callouts are calculated at the time of the failure. See the error log for the actual replacement strategy.

---

**BC101D31****Explanation:**

During processor/memory subsystem initialization, an error was encountered: Unable to resolve the VPD source (PNOR or SEEPROM).

**Response:**

The FRU callouts are calculated at the time of the failure. See the error log for the actual replacement strategy.

---

**BC101D32****Explanation:**

During processor/memory subsystem initialization, an error was encountered: writePNOR mm\_remove\_pages FLUSH failed.

**Response:**

The FRU callouts are calculated at the time of the failure. See the error log for the actual replacement strategy.

---

**BC101D33****Explanation:**

During processor/memory subsystem initialization, an error was encountered: Unexpected target type.

**Response:**

The FRU callouts are calculated at the time of the failure. See the error log for the actual replacement strategy.

---

**BC101D34****Explanation:**

During processor/memory subsystem initialization, an error was encountered: Unable to resolve the VPD destination (PNOR or SEEPROM).

**Response:**

The FRU callouts are calculated at the time of the failure. See the error log for the actual replacement strategy.

---

**BC101D35****Explanation:**

Fatal firmware boot error.

**Response:**

The FRU callouts are calculated at the time of the failure. See the error log for the actual replacement strategy.

---

**BC101D36****Explanation:**

During processor/memory subsystem initialization, an error was encountered: Invalid data length.

**Response:**

The FRU callouts are calculated at the time of the failure. See the error log for the actual replacement strategy.

---

**BC101D37****Explanation:**

During processor/memory subsystem initialization, an error was encountered: MBOX send not supported in HBRT.

**Response:**

The FRU callouts are calculated at the time of the failure. See the error log for the actual replacement strategy.

---

**BC101D3B****Explanation:**

During processor/memory subsystem initialization, an error was encountered: Node for VPD is too large.

**Response:**

The FRU callouts are calculated at the time of the failure. See the error log for the actual replacement strategy.

---

**BC101D3C****Explanation:**

Firmware error writing VPD.

**Response:**

The FRU callouts are calculated at the time of the failure. See the error log for the actual replacement strategy.

---

**BC101D3D****Explanation:**

Runtime vital product data update failure.

**Response:**

The FRU callouts are calculated at the time of the failure. See the error log for the actual replacement strategy.

---

**BC101D3E****Explanation:**

Firmware configuration error.

**Response:**

The FRU callouts are calculated at the time of the failure. See the error log for the actual replacement strategy.

---

**BC101D3F****Explanation:**

Firmware error during boot.

**Response:**

The FRU callouts are calculated at the time of the failure. See the error log for the actual replacement strategy.

---

**BC101D41****Explanation:**

A problem occurred during the IPL of the system.

**Response:**

The FRU callouts are calculated at the time of the failure. See the error log for the actual replacement strategy.

---

**BC101E01****Explanation:**

During processor/memory subsystem initialization, an error was encountered.

**Response:**

The FRU callouts are calculated at the time of the failure. Examine the error log for the actual replacement strategy.

---

**BC101E02****Explanation:**

During processor/memory subsystem initialization, an error was encountered.

**Response:**

The FRU callouts are calculated at the time of the failure. Examine the error log for the actual replacement strategy.

---

**BC101E03****Explanation:**

A problem occurred during the IPL of the system.

**Response:**

The FRU callouts are calculated at the time of the failure. Examine the error log for the actual replacement strategy.

---

**BC101E05****Explanation:**

A problem occurred during the IPL of the system.

**Response:**

The FRU callouts are calculated at the time of the failure. See the error log for the actual replacement strategy.

---

**BC101E06****Explanation:**

A problem occurred during the IPL of the system.

**Response:**

The FRU callouts are calculated at the time of the failure. Examine the error log for the actual replacement strategy.

---

**BC101E07****Explanation:**

Secure Boot firmware validation failed.

**Response:**

The FRU callouts are calculated at the time of the failure. See the error log for the actual replacement strategy.

---

**BC101E09****Explanation:**

Unexpected internal firmware error.

**Response:**

The FRU callouts are calculated at the time of the failure. See the error log for the actual replacement strategy.

---

**BC101E0B****Explanation:**

Security failure occurred during the IPL of the system.

**Response:**

The FRU callouts are calculated at the time of the failure. See the error log for the actual replacement strategy.

---

**BC101E0C****Explanation:**

Boot firmware integrity issue; Reinstall boot firmware.

**Response:**

The FRU callouts are calculated at the time of the failure. See the error log for the actual replacement strategy.

---

**BC101E0D****Explanation:**

Firmware Error.

**Response:**

The FRU callouts are calculated at the time of the failure. See the error log for the actual replacement strategy.

---

**BC101E0E****Explanation:**

Platform security problem detected.

**Response:**

The FRU callouts are calculated at the time of the failure. See the error log for the actual replacement strategy.

---

**BC101E0F****Explanation:**

Firmware Error.

**Response:**

The FRU callouts are calculated at the time of the failure. See the error log for the actual replacement strategy.

---

**BC101E10****Explanation:**

Firmware Error.

**Response:**

The FRU callouts are calculated at the time of the failure. See the error log for the actual replacement strategy.

---

**BC101E11****Explanation:**

Firmware Error.

**Response:**

The FRU callouts are calculated at the time of the failure. See the error log for the actual replacement strategy.

---

**BC101E12****Explanation:**

Firmware Error.

**Response:**

The FRU callouts are calculated at the time of the failure. See the error log for the actual replacement strategy.

---

**BC101E13****Explanation:**

Boot firmware integrity issue; Reinstall boot firmware.

**Response:**

The FRU callouts are calculated at the time of the failure. See the error log for the actual replacement strategy.

---

**BC101E14****Explanation:**

Secure Boot failure.

**Response:**

The FRU callouts are calculated at the time of the failure. See the error log for the actual replacement strategy.

---

**BC101E15****Explanation:**

Planar jumper configuration.

**Response:**

The FRU callouts are calculated at the time of the failure. See the error log for the actual replacement strategy.

---

**BC101E16****Explanation:**

A problem occurred during the IPL of the system.

**Response:**

The FRU callouts are calculated at the time of the failure. See the error log for the actual replacement strategy.

---

**BC101E17****Explanation:**

Could not allocate any requested SMF memory.

**Response:**

The FRU callouts are calculated at the time of the failure. See the error log for the actual replacement strategy.

---

**BC101E18****Explanation:**

SMF secure memory allocation request altered to satisfy memory allocation rules.

**Response:**

The FRU callouts are calculated at the time of the failure. See the error log for the actual replacement strategy.

---

**BC101E20****Explanation:**

Secure Boot failure.

**Response:**

The FRU callouts are calculated at the time of the failure. See the error log for the actual replacement strategy.

---

**BC101E21****Explanation:**

Secure Boot failure.

**Response:**

The FRU callouts are calculated at the time of the failure. See the error log for the actual replacement strategy.

---

**BC101E22**

**Explanation:**

Secure Boot failure.

**Response:**

The FRU callouts are calculated at the time of the failure. See the error log for the actual replacement strategy.

---

**BC101E23****Explanation:**

Secure Boot failure.

**Response:**

The FRU callouts are calculated at the time of the failure. See the error log for the actual replacement strategy.

---

**BC101E24****Explanation:**

Secure Boot failure.

**Response:**

The FRU callouts are calculated at the time of the failure. See the error log for the actual replacement strategy.

---

**BC101E25****Explanation:**

Secure Boot failure.

**Response:**

The FRU callouts are calculated at the time of the failure. See the error log for the actual replacement strategy.

---

**BC101E26****Explanation:**

Secure Boot failure.

**Response:**

The FRU callouts are calculated at the time of the failure. See the error log for the actual replacement strategy.

---

**BC101E27****Explanation:**

Secure Boot failure.

**Response:**

The FRU callouts are calculated at the time of the failure. See the error log for the actual replacement strategy.

---

**BC101E28****Explanation:**

Secure Boot failure.

**Response:**

The FRU callouts are calculated at the time of the failure. See the error log for the actual replacement strategy.

---

**BC101E29****Explanation:**

Secure Boot failure.

**Response:**

The FRU callouts are calculated at the time of the failure. See the error log for the actual replacement strategy.

---

**BC101E2A****Explanation:**

Secure Boot failure.

**Response:**

The FRU callouts are calculated at the time of the failure. See the error log for the actual replacement strategy.

---

**BC101E2B****Explanation:**

Secure Boot failure.

**Response:**

The FRU callouts are calculated at the time of the failure. See the error log for the actual replacement strategy.

---

**BC101E2D****Explanation:**

During processor/memory subsystem initialization, an error was encountered: Could not fetch primary TPM's Log.

**Response:**

The FRU callouts are calculated at the time of the failure. See the error log for the actual replacement strategy.

---

**BC101E30****Explanation:**

Trusted Boot failure.

**Response:**

The FRU callouts are calculated at the time of the failure. See the error log for the actual replacement strategy.

---

**BC101E31****Explanation:**

Trusted Boot failure.

**Response:**

The FRU callouts are calculated at the time of the failure. See the error log for the actual replacement strategy.

---

**BC101E32****Explanation:**

Trusted Boot failure.

**Response:**

The FRU callouts are calculated at the time of the failure. See the error log for the actual replacement strategy.

---

**BC101E33****Explanation:**

Trusted Boot failure.

**Response:**

The FRU callouts are calculated at the time of the failure. See the error log for the actual replacement strategy.

---

**BC101E34****Explanation:**

Trusted Boot failure.

**Response:**

The FRU callouts are calculated at the time of the failure. See the error log for the actual replacement strategy.

---

**BC101E41****Explanation:**

A problem occurred during the IPL of the system.

**Response:**

The FRU callouts are calculated at the time of the failure. See the error log for the actual replacement strategy.

---

**BC101E42****Explanation:**

A problem occurred during the IPL of the system.

**Response:**

The FRU callouts are calculated at the time of the failure. See the error log for the actual replacement strategy.

---

**BC101E43****Explanation:**

A problem occurred during the IPL of the system.

**Response:**

The FRU callouts are calculated at the time of the failure. See the error log for the actual replacement strategy.

---

**BC101E44****Explanation:**

Physical Presence was Asserted.

**Response:**

The FRU callouts are calculated at the time of the failure. See the error log for the actual replacement strategy.

---

**BC101E45****Explanation:**

Re-IPLing to open a Physical Presence Window.

**Response:**

The FRU callouts are calculated at the time of the failure. See the error log for the actual replacement strategy.

---

**BC101E46****Explanation:**

A problem occurred during the IPL of the system.

**Response:**

The FRU callouts are calculated at the time of the failure. See the error log for the actual replacement strategy.

---

**BC101E47****Explanation:**

Detected Special Key Clear Request.

**Response:**

The FRU callouts are calculated at the time of the failure. See the error log for the actual replacement strategy.

---

**BC101EA0****Explanation:**

During processor/memory subsystem initialization, an error was encountered: Invalid operation type.

**Response:**

The FRU callouts are calculated at the time of the failure. See the error log for the actual replacement strategy.

---

**BC101EA1****Explanation:**

During processor/memory subsystem initialization, an error was encountered: No TPMs found in system.

**Response:**

The FRU callouts are calculated at the time of the failure. See the error log for the actual replacement strategy.

---

**BC101EA2****Explanation:**

During processor/memory subsystem initialization, an error was encountered: Command failure reading TPM FW version.

**Response:**

The FRU callouts are calculated at the time of the failure. See the error log for the actual replacement strategy.

---

**BC101EA3****Explanation:**

During processor/memory subsystem initialization, an error was encountered: Command failure reading TPM FW version.

**Response:**

The FRU callouts are calculated at the time of the failure. See the error log for the actual replacement strategy.

---

**BC101EA4****Explanation:**

During processor/memory subsystem initialization, an error was encountered: Command failure reading TPM FW version.

**Response:**

The FRU callouts are calculated at the time of the failure. See the error log for the actual replacement strategy.

---

**BC101EA5****Explanation:**

During processor/memory subsystem initialization, an error was encountered: Command failure reading TPM FW version.

**Response:**

The FRU callouts are calculated at the time of the failure. See the error log for the actual replacement strategy.

---

**BC101EA6****Explanation:**

During processor/memory subsystem initialization, an error was encountered: Unsupported command code during marshal.

**Response:**

The FRU callouts are calculated at the time of the failure. See the error log for the actual replacement strategy.

---

**BC101EA7****Explanation:**

During processor/memory subsystem initialization, an error was encountered: Marshaling error detected.

**Response:**

The FRU callouts are calculated at the time of the failure. See the error log for the actual replacement strategy.

---

**BC101EA8****Explanation:**

During processor/memory subsystem initialization, an error was encountered: Unsupported command code during unmarshal.

**Response:**

The FRU callouts are calculated at the time of the failure. See the error log for the actual replacement strategy.

---

**BC101EA9****Explanation:**

During processor/memory subsystem initialization, an error was encountered: Unmarshaling error detected.

**Response:**

The FRU callouts are calculated at the time of the failure. See the error log for the actual replacement strategy.

---

**BC101EAA****Explanation:**

During processor/memory subsystem initialization, an error was encountered: TPM log buffer add failure.

**Response:**

The FRU callouts are calculated at the time of the failure. See the error log for the actual replacement strategy.

---

**BC101EAB****Explanation:**

TPM log operation failure.

**Response:**

The FRU callouts are calculated at the time of the failure. See the error log for the actual replacement strategy.

---

**BC101EAC****Explanation:**

TPM log buffer init failure.

**Response:**

The FRU callouts are calculated at the time of the failure. See the error log for the actual replacement strategy.

---

**BC101EAD****Explanation:**

During processor/memory subsystem initialization, an error was encountered: No functional TPMs exist in the system.

**Response:**

The FRU callouts are calculated at the time of the failure. See the error log for the actual replacement strategy.

---

**BC101EAE****Explanation:**

During processor/memory subsystem initialization, an error was encountered: Command failure reading TPM FW version.

**Response:**

The FRU callouts are calculated at the time of the failure. See the error log for the actual replacement strategy.

---

**BC101EAF****Explanation:**

During processor/memory subsystem initialization, an error was encountered: Unmarshaling error detected.

**Response:**

The FRU callouts are calculated at the time of the failure. See the error log for the actual replacement strategy.

---

**BC101EB0**

**Explanation:**

TPM log invalid format.

**Response:**

The FRU callouts are calculated at the time of the failure. See the error log for the actual replacement strategy.

---

**BC101EB1**

**Explanation:**

Firmware error during system boot.

**Response:**

The FRU callouts are calculated at the time of the failure. See the error log for the actual replacement strategy.

---

**BC101EB2**

**Explanation:**

Firmware error during system boot.

**Response:**

The FRU callouts are calculated at the time of the failure. See the error log for the actual replacement strategy.

---

**BC101EB3**

**Explanation:**

Firmware error during system boot.

**Response:**

The FRU callouts are calculated at the time of the failure. See the error log for the actual replacement strategy.

---

**BC101F01**

**Explanation:**

During processor/memory subsystem initialization, an error was encountered: IPC service provider received an unexpected message.

**Response:**

The FRU callouts are calculated at the time of the failure. See the error log for the actual replacement strategy.

---

**BC10200F**

**Explanation:**

Error while initializing power management hardware.

**Response:**

Consult FRU list to determine exact failure.

---

**BC102026**

**Explanation:**

Hardware access error while initializing power management hardware.

**Response:**

Consult FRU list to determine exact failure.

---

**BC102027**

**Explanation:**

Hardware access error while initializing power management hardware.

**Response:**

Consult FRU list to determine exact failure.

---

**BC102030**

**Explanation:**

Error accessing VPD information while initializing power management hardware.

**Response:**

Consult FRU list to determine exact failure.

---

**BC102031**

**Explanation:**

Error accessing VPD information while initializing power management hardware.

**Response:**

Consult FRU list to determine exact failure.

---

**BC102033**

**Explanation:**

Error accessing VPD information while initializing power management hardware.

**Response:**

Consult FRU list to determine exact failure.

---

**BC102034**

**Explanation:**

Error accessing VPD information while initializing power management hardware.

**Response:**

Consult FRU list to determine exact failure.

---

**BC102035**

**Explanation:**

Error accessing VPD information while initializing power management hardware.

**Response:**

Consult FRU list to determine exact failure.

---

**BC10203B**

**Explanation:**

Hardware error while initializing power management hardware.

**Response:**

Consult FRU list to determine exact failure.

---

**BC10203D****Explanation:**

Error while initializing power management hardware.

**Response:**

Consult FRU list to determine exact failure.

---

**BC102101****Explanation:**

During processor/memory subsystem initialization, an error was encountered.

**Response:**

The FRU callouts are calculated at the time of the failure. Examine the error log for the actual replacement strategy.

---

**BC102102****Explanation:**

During processor/memory subsystem initialization, an error was encountered.

**Response:**

The FRU callouts are calculated at the time of the failure. Examine the error log for the actual replacement strategy.

---

**BC102201****Explanation:**

A problem occurred while updating processor boot code.

**Response:**

The FRU callouts are calculated at the time of the failure. See the error log for the actual replacement strategy.

---

**BC102202****Explanation:**

A problem occurred while updating processor boot code.

**Response:**

The FRU callouts are calculated at the time of the failure. See the error log for the actual replacement strategy.

---

**BC102203****Explanation:**

A problem occurred while updating processor boot code.

**Response:**

The FRU callouts are calculated at the time of the failure. See the error log for the actual replacement strategy.

---

**BC102204****Explanation:**

A problem occurred while updating processor boot code.

**Response:**

The FRU callouts are calculated at the time of the failure. See the error log for the actual replacement strategy.

---

**BC102206****Explanation:**

A problem occurred while updating processor boot code.

**Response:**

The FRU callouts are calculated at the time of the failure. See the error log for the actual replacement strategy.

---

**BC102207****Explanation:**

A problem occurred while updating processor boot code.

**Response:**

The FRU callouts are calculated at the time of the failure. See the error log for the actual replacement strategy.

---

**BC102208****Explanation:**

A problem occurred while updating processor boot code.

**Response:**

The FRU callouts are calculated at the time of the failure. See the error log for the actual replacement strategy.

---

**BC10220A****Explanation:**

A problem occurred while updating processor boot code.

**Response:**

The FRU callouts are calculated at the time of the failure. See the error log for the actual replacement strategy.

---

**BC10220B****Explanation:**

A problem occurred while updating processor boot code.

**Response:**

The FRU callouts are calculated at the time of the failure. See the error log for the actual replacement strategy.

---

**BC10220D****Explanation:**



A problem occurred while updating processor boot code.

**Response:**

The FRU callouts are calculated at the time of the failure. See the error log for the actual replacement strategy.

---

**BC10220E**

**Explanation:**

During processor/memory subsystem initialization, an error was encountered: Invalid Boot SEEPROM Side Found.

**Response:**

The FRU callouts are calculated at the time of the failure. See the error log for the actual replacement strategy.

---

**BC10220F**

**Explanation:**

ECC or Data Mismatch Fail Reading Back Self Boot Engine (SBE) Version Information.

**Response:**

The FRU callouts are calculated at the time of the failure. See the error log for the actual replacement strategy.

---

**BC102210**

**Explanation:**

A problem occurred while updating processor boot code.

**Response:**

The FRU callouts are calculated at the time of the failure. See the error log for the actual replacement strategy.

---

**BC102211**

**Explanation:**

A problem occurred while updating processor boot code.

**Response:**

The FRU callouts are calculated at the time of the failure. See the error log for the actual replacement strategy.

---

**BC102212**

**Explanation:**

Successful Update of Self Boot Engine (SBE) SEEPROM SBE Version Information.

**Response:**

The FRU callouts are calculated at the time of the failure. See the error log for the actual replacement strategy.

---

**BC102213**

**Explanation:**

Self Boot Engine (SBE) Version Mismatch with Master Target.

**Response:**

The FRU callouts are calculated at the time of the failure. See the error log for the actual replacement strategy.

---

**BC102214**

**Explanation:**

During processor/memory subsystem initialization, an error was encountered: Error Associated with Updating this Target.

**Response:**

The FRU callouts are calculated at the time of the failure. See the error log for the actual replacement strategy.

---

**BC102215**

**Explanation:**

Self Boot Engine (SBE) Image Version Mismatch with Master Target.

**Response:**

The FRU callouts are calculated at the time of the failure. See the error log for the actual replacement strategy.

---

**BC102217**

**Explanation:**

Unsupported system configuration.

**Response:**

The FRU callouts are calculated at the time of the failure. See the error log for the actual replacement strategy.

---

**BC102218**

**Explanation:**

Unsupported system configuration.

**Response:**

The FRU callouts are calculated at the time of the failure. See the error log for the actual replacement strategy.

---

**BC102219**

**Explanation:**

A problem occurred while updating processor boot code.

**Response:**

The FRU callouts are calculated at the time of the failure. See the error log for the actual replacement strategy.

---

**BC10221A**

**Explanation:**

A problem occurred while updating processor boot code.

**Response:**

The FRU callouts are calculated at the time of the failure. See the error log for the actual replacement strategy.

---

**BC10221B****Explanation:**

SBE is not being updated.

**Response:**

The FRU callouts are calculated at the time of the failure. See the error log for the actual replacement strategy.

---

**BC10221D****Explanation:**

Chip level is invalid.

**Response:**

The FRU callouts are calculated at the time of the failure. See the error log for the actual replacement strategy.

---

**BC10221E****Explanation:**

A problem occurred while updating processor boot code.

**Response:**

The FRU callouts are calculated at the time of the failure. See the error log for the actual replacement strategy.

---

**BC10221F****Explanation:**

A problem occurred while updating processor boot code.

**Response:**

The FRU callouts are calculated at the time of the failure. See the error log for the actual replacement strategy.

---

**BC102300****Explanation:**

A problem occurred during the IPL of the system.

**Response:**

The FRU callouts are calculated at the time of the failure. See the error log for the actual replacement strategy.

---

**BC102301****Explanation:**

A problem occurred during the IPL of the system.

**Response:**

The FRU callouts are calculated at the time of the failure. See the error log for the actual replacement strategy.

---

**BC102302****Explanation:**

A problem occurred during the IPL of the system.

**Response:**

The FRU callouts are calculated at the time of the failure. See the error log for the actual replacement strategy.

---

**BC102303****Explanation:**

A problem occurred during the IPL of the system.

**Response:**

The FRU callouts are calculated at the time of the failure. See the error log for the actual replacement strategy.

---

**BC102310****Explanation:**

A problem occurred during the IPL of the system.

**Response:**

The FRU callouts are calculated at the time of the failure. See the error log for the actual replacement strategy.

---

**BC102401****Explanation:**

Firmware error accessing internal bus during IPL.

**Response:**

The FRU callouts are calculated at the time of the failure. See the error log for the actual replacement strategy.

---

**BC102402****Explanation:**

Hardware error accessing internal bus during IPL.

**Response:**

The FRU callouts are calculated at the time of the failure. See the error log for the actual replacement strategy.

---

**BC102403****Explanation:**

Firmware error accessing internal bus during IPL.

**Response:**

The FRU callouts are calculated at the time of the failure. See the error log for the actual replacement strategy.

---

**BC102404****Explanation:**

Error(s) found in OPB Status Register.

**Response:**

The FRU callouts are calculated at the time of the failure. See the error log for the actual replacement strategy.

---

**BC102405****Explanation:**

Unsupported Reset Level requested.

**Response:**

The FRU callouts are calculated at the time of the failure. See the error log for the actual replacement strategy.

---

**BC102406****Explanation:**

Firmware error during boot flash diagnostics.

**Response:**

The FRU callouts are calculated at the time of the failure. See the error log for the actual replacement strategy.

---

**BC102407****Explanation:**

Firmware error during boot flash diagnostics.

**Response:**

The FRU callouts are calculated at the time of the failure. See the error log for the actual replacement strategy.

---

**BC102408****Explanation:**

Firmware error during boot flash diagnostics.

**Response:**

The FRU callouts are calculated at the time of the failure. See the error log for the actual replacement strategy.

---

**BC102409****Explanation:**

Firmware error during boot flash diagnostics.

**Response:**

The FRU callouts are calculated at the time of the failure. See the error log for the actual replacement strategy.

---

**BC10240A****Explanation:**

Error(s) found in LPCHC Status Register.

**Response:**

The FRU callouts are calculated at the time of the failure. See the error log for the actual replacement strategy.

---

**BC102501****Explanation:**

Firmware error during system boot.

**Response:**

The FRU callouts are calculated at the time of the failure. See the error log for the actual replacement strategy.

---

**BC102502****Explanation:**

Firmware error.

**Response:**

The FRU callouts are calculated at the time of the failure. See the error log for the actual replacement strategy.

---

**BC102503****Explanation:**

Firmware error during IPMI event handling.

**Response:**

The FRU callouts are calculated at the time of the failure. See the error log for the actual replacement strategy.

---

**BC102504****Explanation:**

During processor/memory subsystem initialization, an error was encountered: Command not valid for this sensor.

**Response:**

The FRU callouts are calculated at the time of the failure. See the error log for the actual replacement strategy.

---

**BC102505****Explanation:**

During processor/memory subsystem initialization, an error was encountered: Set sensor reading command failed.

**Response:**

The FRU callouts are calculated at the time of the failure. See the error log for the actual replacement strategy.

---

**BC102506****Explanation:**

During processor/memory subsystem initialization, an error was encountered: Set sensor reading command failed.

**Response:**

The FRU callouts are calculated at the time of the failure. See the error log for the actual replacement strategy.

---

**BC102507****Explanation:**

During processor/memory subsystem initialization, an error was encountered: Requested sensor is not present.

**Response:**

The FRU callouts are calculated at the time of the failure. See the error log for the actual replacement strategy.

---

**BC102508**

**Explanation:**

During processor/memory subsystem initialization, an error was encountered: Set sensor reading command failed.

**Response:**

The FRU callouts are calculated at the time of the failure. See the error log for the actual replacement strategy.

---

**BC102509**

**Explanation:**

Unexpected IPMI completion code from the BMC.

**Response:**

The FRU callouts are calculated at the time of the failure. See the error log for the actual replacement strategy.

---

**BC10250A**

**Explanation:**

The DCMI command to retrieve the power limit data from the BMC has failed, the user defined power limit cannot be applied.

**Response:**

The FRU callouts are calculated at the time of the failure. See the error log for the actual replacement strategy.

---

**BC10250B**

**Explanation:**

Request to get sensor reading IPMI completion code can be seen in userdata1 field of the log.

**Response:**

The FRU callouts are calculated at the time of the failure. See the error log for the actual replacement strategy.

---

**BC10250C**

**Explanation:**

During processor/memory subsystem initialization, an error was encountered: Request to get sensor type form the bmc failed.

**Response:**

The FRU callouts are calculated at the time of the failure. See the error log for the actual replacement strategy.

---

**BC10250D**

**Explanation:**

During processor/memory subsystem initialization, an error was encountered: Requested sensor attribute not found.

**Response:**

The FRU callouts are calculated at the time of the failure. See the error log for the actual replacement strategy.

---

**BC10250E**

**Explanation:**

During processor/memory subsystem initialization, an error was encountered: VPD data is invalid size.

**Response:**

The FRU callouts are calculated at the time of the failure. See the error log for the actual replacement strategy.

---

**BC10250F**

**Explanation:**

The passed in sensor number is not valid.

**Response:**

The FRU callouts are calculated at the time of the failure. See the error log for the actual replacement strategy.

---

**BC102510**

**Explanation:**

Unable to find a valid sensor setting.

**Response:**

The FRU callouts are calculated at the time of the failure. See the error log for the actual replacement strategy.

---

**BC102601**

**Explanation:**

During processor/memory subsystem initialization, an error was encountered: OCC is not valid.

**Response:**

The FRU callouts are calculated at the time of the failure. See the error log for the actual replacement strategy.

---

**BC102602**

**Explanation:**

During processor/memory subsystem initialization, an error was encountered: Throttle numerator calculated doesn't meet min utilization.

**Response:**

The FRU callouts are calculated at the time of the failure. See the error log for the actual replacement strategy.

---

---

**BC102603****Explanation:**

During processor/memory subsystem initialization, an error was encountered: Throttle HW procedure calculated an invalid numerator value.

**Response:**

The FRU callouts are calculated at the time of the failure. See the error log for the actual replacement strategy.

---

**BC102605****Explanation:**

During processor/memory subsystem initialization, an error was encountered: OCC not ready for target state.

**Response:**

The FRU callouts are calculated at the time of the failure. See the error log for the actual replacement strategy.

---

**BC102606****Explanation:**

During processor/memory subsystem initialization, an error was encountered: Unable to read attributes.

**Response:**

The FRU callouts are calculated at the time of the failure. See the error log for the actual replacement strategy.

---

**BC10260E****Explanation:**

During processor/memory subsystem initialization, an error was encountered: Unable to send cmd to OCC exception.

**Response:**

The FRU callouts are calculated at the time of the failure. See the error log for the actual replacement strategy.

---

**BC102616****Explanation:**

During processor/memory subsystem initialization, an error was encountered: Homer pointer is nullptr, unable to communicate with the OCCs. Leaving system in safe mode.

**Response:**

The FRU callouts are calculated at the time of the failure. See the error log for the actual replacement strategy.

---

**BC102618****Explanation:**

During processor/memory subsystem initialization, an error was encountered: Invalid response length received.

**Response:**

The FRU callouts are calculated at the time of the failure. See the error log for the actual replacement strategy.

---

**BC102619****Explanation:**

During processor/memory subsystem initialization, an error was encountered: OCC response had checksum failure.

**Response:**

The FRU callouts are calculated at the time of the failure. See the error log for the actual replacement strategy.

---

**BC10261B****Explanation:**

During processor/memory subsystem initialization, an error was encountered: Invalid length in OCC response.

**Response:**

The FRU callouts are calculated at the time of the failure. See the error log for the actual replacement strategy.

---

**BC10261C****Explanation:**

During processor/memory subsystem initialization, an error was encountered: Invalid POLL response length.

**Response:**

The FRU callouts are calculated at the time of the failure. See the error log for the actual replacement strategy.

---

**BC10261D****Explanation:**

During processor/memory subsystem initialization, an error was encountered: Bad FRU data received in OCC error log.

**Response:**

The FRU callouts are calculated at the time of the failure. See the error log for the actual replacement strategy.

---

**BC102622****Explanation:**

During processor/memory subsystem initialization, an error was encountered: Invalid role is POLL response.

**Response:**

The FRU callouts are calculated at the time of the failure. See the error log for the actual replacement strategy.

---

**BC102623****Explanation:**

During processor/memory subsystem initialization, an error was encountered: Invalid OCC state requested.

**Response:**

The FRU callouts are calculated at the time of the failure. See the error log for the actual replacement strategy.

---

**BC102624**

**Explanation:**

During processor/memory subsystem initialization, an error was encountered: OCC comm not established or command is not supported.

**Response:**

The FRU callouts are calculated at the time of the failure. See the error log for the actual replacement strategy.

---

**BC102625**

**Explanation:**

During processor/memory subsystem initialization, an error was encountered: OCCs were not loaded/started successfully.

**Response:**

The FRU callouts are calculated at the time of the failure. See the error log for the actual replacement strategy.

---

**BC102626**

**Explanation:**

During processor/memory subsystem initialization, an error was encountered: OCC did not change to requested state.

**Response:**

The FRU callouts are calculated at the time of the failure. See the error log for the actual replacement strategy.

---

**BC102635**

**Explanation:**

During processor/memory subsystem initialization, an error was encountered: Timeout waiting for OCC response.

**Response:**

The FRU callouts are calculated at the time of the failure. See the error log for the actual replacement strategy.

---

**BC102645**

**Explanation:**

During processor/memory subsystem initialization, an error was encountered: No OCC target found for proc Target,.

**Response:**

The FRU callouts are calculated at the time of the failure. See the error log for the actual replacement strategy.

---

**BC102655**

**Explanation:**

During processor/memory subsystem initialization, an error was encountered: No OCC master was found.

**Response:**

The FRU callouts are calculated at the time of the failure. See the error log for the actual replacement strategy.

---

**BC102656**

**Explanation:**

During processor/memory subsystem initialization, an error was encountered: OCC reset threshold reached. Leaving OCCs in reset state.

**Response:**

The FRU callouts are calculated at the time of the failure. See the error log for the actual replacement strategy.

---

**BC102663**

**Explanation:**

During processor/memory subsystem initialization, an error was encountered: Invalid OCC error log data.

**Response:**

The FRU callouts are calculated at the time of the failure. See the error log for the actual replacement strategy.

---

**BC10267D**

**Explanation:**

During processor/memory subsystem initialization, an error was encountered: Bad FRU data received in OCC error log.

**Response:**

The FRU callouts are calculated at the time of the failure. See the error log for the actual replacement strategy.

---

**BC10267F**

**Explanation:**

During processor/memory subsystem initialization, an error was encountered: No FRU callouts found for non-info OCC Error.

**Response:**

The FRU callouts are calculated at the time of the failure. See the error log for the actual replacement strategy.

---

**BC102701**

**Explanation:**

During processor/memory subsystem initialization, an error was encountered: Invalid operation type.

**Response:**

The FRU callouts are calculated at the time of the failure. See the error log for the actual replacement strategy.

---

**BC102702**

**Explanation:**

A problem was detected during the IPL of the system: Device type not supported.

**Response:**

The FRU callouts are calculated at the time of the failure. See the error log for the actual replacement strategy.

---

**BC102703**

**Explanation:**

Unexpected trusted boot related failure.

**Response:**

The FRU callouts are calculated at the time of the failure. See the error log for the actual replacement strategy.

---

**BC102704**

**Explanation:**

During processor/memory subsystem initialization, an error was encountered: Invalid Trusted Platform Module (TPM) chip to access.

**Response:**

The FRU callouts are calculated at the time of the failure. See the error log for the actual replacement strategy.

---

**BC102705**

**Explanation:**

During processor/memory subsystem initialization, an error was encountered: I2C master entity path doesn't exist.

**Response:**

The FRU callouts are calculated at the time of the failure. See the error log for the actual replacement strategy.

---

**BC102706**

**Explanation:**

During processor/memory subsystem initialization, an error was encountered: I2C master path target is null.

**Response:**

The FRU callouts are calculated at the time of the failure. See the error log for the actual replacement strategy.

---

**BC102707**

**Explanation:**

During processor/memory subsystem initialization, an error was encountered: Invalid address offset size.

**Response:**

The FRU callouts are calculated at the time of the failure. See the error log for the actual replacement strategy.

---

**BC102708**

**Explanation:**

A problem occurred during the IPL of the system: TPM buffer is too large.

**Response:**

The FRU callouts are calculated at the time of the failure. See the error log for the actual replacement strategy.

---

**BC102709**

**Explanation:**

A problem occurred during the IPL of the system: TPM underflow.

**Response:**

The FRU callouts are calculated at the time of the failure. See the error log for the actual replacement strategy.

---

**BC10270A**

**Explanation:**

A problem occurred during the IPL of the system: TPM timeout.

**Response:**

The FRU callouts are calculated at the time of the failure. See the error log for the actual replacement strategy.

---

**BC10270B**

**Explanation:**

During processor/memory subsystem initialization, an error was encountered: Invalid operation type.

**Response:**

The FRU callouts are calculated at the time of the failure. See the error log for the actual replacement strategy.

---

**BC10270C**

**Explanation:**

During processor/memory subsystem initialization, an error was encountered: Invalid address offset size.

**Response:**

The FRU callouts are calculated at the time of the failure. See the error log for the actual replacement strategy.

---

**BC10270D**

**Explanation:**

A trusted platform module (TPM) that was expected to be present was not detected properly.

**Response:**

The FRU callouts are calculated at the time of the failure. See the error log for the actual replacement strategy.

---

**BC10270E**

**Explanation:**

Trusted boot problem detected.

**Response:**

The FRU callouts are calculated at the time of the failure. See the error log for the actual replacement strategy.

---

**BC10270F**

**Explanation:**

Trusted boot problem detected.

**Response:**

The FRU callouts are calculated at the time of the failure. See the error log for the actual replacement strategy.

---

**BC102710**

**Explanation:**

Unexpected trusted boot related failure.

**Response:**

The FRU callouts are calculated at the time of the failure. See the error log for the actual replacement strategy.

---

**BC102711**

**Explanation:**

Unexpected trusted boot related failure.

**Response:**

The FRU callouts are calculated at the time of the failure. See the error log for the actual replacement strategy.

---

**BC102801**

**Explanation:**

Firmware error communicating with boot device.

**Response:**

The FRU callouts are calculated at the time of the failure. See the error log for the actual replacement strategy.

---

**BC102802**

**Explanation:**

Firmware error communicating with boot device.

**Response:**

The FRU callouts are calculated at the time of the failure. See the error log for the actual replacement strategy.

---

**BC102803**

**Explanation:**

Firmware error communicating with boot device.

**Response:**

The FRU callouts are calculated at the time of the failure. See the error log for the actual replacement strategy.

---

**BC102804**

**Explanation:**

Firmware error communicating with boot device.

**Response:**

The FRU callouts are calculated at the time of the failure. See the error log for the actual replacement strategy.

---

**BC102806**

**Explanation:**

Firmware logic bug detected.

**Response:**

The FRU callouts are calculated at the time of the failure. See the error log for the actual replacement strategy.

---

**BC102810**

**Explanation:**

During processor/memory subsystem initialization, an error was encountered: Timeout waiting for upstream FIFO to have room to write.

**Response:**

The FRU callouts are calculated at the time of the failure. See the error log for the actual replacement strategy.

---

**BC102811**

**Explanation:**

During processor/memory subsystem initialization, an error was encountered: EOT not received before downstream buffer full.

**Response:**

The FRU callouts are calculated at the time of the failure. See the error log for the actual replacement strategy.

---

**BC102812**

**Explanation:**

During processor/memory subsystem initialization, an error was encountered: The distance to the status header is not within the response buffer.

**Response:**

The FRU callouts are calculated at the time of the failure. See the error log for the actual replacement strategy.

---



---

**BC102813****Explanation:**

During processor/memory subsystem initialization, an error was encountered: Status header does not start with magic number or non-zero primary or secondary status.

**Response:**

The FRU callouts are calculated at the time of the failure. See the error log for the actual replacement strategy.

---

**BC102814****Explanation:**

During processor/memory subsystem initialization, an error was encountered: Timeout waiting for downstream FIFO to have data to receive.

**Response:**

The FRU callouts are calculated at the time of the failure. See the error log for the actual replacement strategy.

---

**BC102815****Explanation:**

Firmware error communicating with boot device.

**Response:**

The FRU callouts are calculated at the time of the failure. See the error log for the actual replacement strategy.

---

**BC102816****Explanation:**

Firmware error communicating with boot device.

**Response:**

The FRU callouts are calculated at the time of the failure. See the error log for the actual replacement strategy.

---

**BC102817****Explanation:**

Firmware error communicating with boot device.

**Response:**

The FRU callouts are calculated at the time of the failure. See the error log for the actual replacement strategy.

---

**BC102818****Explanation:**

Firmware error communicating with boot device.

**Response:**

The FRU callouts are calculated at the time of the failure. See the error log for the actual replacement strategy.

---

**BC102819****Explanation:**

Firmware error communicating with boot device.

**Response:**

The FRU callouts are calculated at the time of the failure. See the error log for the actual replacement strategy.

---

**BC10281A****Explanation:**

During processor/memory subsystem initialization, an error was encountered: If the size of the FFDC package exceeds our allocated buffer size, we log it.

**Response:**

The FRU callouts are calculated at the time of the failure. See the error log for the actual replacement strategy.

---

**BC102831****Explanation:**

Firmware error communicating with boot device.

**Response:**

The FRU callouts are calculated at the time of the failure. See the error log for the actual replacement strategy.

---

**BC102832****Explanation:**

Firmware error communicating with boot device.

**Response:**

The FRU callouts are calculated at the time of the failure. See the error log for the actual replacement strategy.

---

**BC102833****Explanation:**

Firmware error communicating with boot device.

**Response:**

The FRU callouts are calculated at the time of the failure. See the error log for the actual replacement strategy.

---

**BC102834****Explanation:**

Firmware error communicating with boot device.

**Response:**

The FRU callouts are calculated at the time of the failure. See the error log for the actual replacement strategy.

---

**BC102835****Explanation:**

Firmware error communicating with boot device.

**Response:**

The FRU callouts are calculated at the time of the failure. See the error log for the actual replacement strategy.

---

**BC102836****Explanation:**

Firmware error communicating with boot device.

**Response:**

The FRU callouts are calculated at the time of the failure. See the error log for the actual replacement strategy.

---

**BC102837****Explanation:**

Firmware error communicating with boot device.

**Response:**

The FRU callouts are calculated at the time of the failure. See the error log for the actual replacement strategy.

---

**BC102838****Explanation:**

Firmware error communicating with boot device.

**Response:**

The FRU callouts are calculated at the time of the failure. See the error log for the actual replacement strategy.

---

**BC102839****Explanation:**

Firmware error communicating with boot device.

**Response:**

The FRU callouts are calculated at the time of the failure. See the error log for the actual replacement strategy.

---

**BC10283A****Explanation:**

Firmware error communicating with boot device.

**Response:**

The FRU callouts are calculated at the time of the failure. See the error log for the actual replacement strategy.

---

**BC10283B****Explanation:**

Firmware error communicating with boot device.

**Response:**

The FRU callouts are calculated at the time of the failure. See the error log for the actual replacement strategy.

---

**BC10283C****Explanation:**

Firmware error communicating with boot device.

**Response:**

The FRU callouts are calculated at the time of the failure. See the error log for the actual replacement strategy.

---

**BC10283D****Explanation:**

During processor/memory subsystem initialization, an error was encountered: Unable to inform OPAL of SBE failure.

**Response:**

The FRU callouts are calculated at the time of the failure. See the error log for the actual replacement strategy.

---

**BC102850****Explanation:**

A problem occurred during the IPL.

**Response:**

The FRU callouts are calculated at the time of the failure. See the error log for the actual replacement strategy.

---

**BC102851****Explanation:**

A problem occurred during the IPL.

**Response:**

The FRU callouts are calculated at the time of the failure. See the error log for the actual replacement strategy.

---

**BC102852****Explanation:**

During processor/memory subsystem initialization, an error was encountered: SBE booted from unexpected side.

**Response:**

The FRU callouts are calculated at the time of the failure. See the error log for the actual replacement strategy.

---

**BC102853****Explanation:**

Processor Error.

**Response:**

The FRU callouts are calculated at the time of the failure. See the error log for the actual replacement strategy.

---

**BC102854****Explanation:**

Processor Error.

**Response:**

The FRU callouts are calculated at the time of the failure. See the error log for the actual replacement strategy.

---

**BC102856****Explanation:**

During processor/memory subsystem initialization, an error was encountered: This function was called incorrectly or there is a new enum that is not handled yet.

**Response:**

The FRU callouts are calculated at the time of the failure. See the error log for the actual replacement strategy.

---

**BC102857****Explanation:**

FFDC associated with boot device failing to boot.

**Response:**

The FRU callouts are calculated at the time of the failure. See the error log for the actual replacement strategy.

---

**BC102858****Explanation:**

A processor in the system has failed to initialize.

**Response:**

The FRU callouts are calculated at the time of the failure. See the error log for the actual replacement strategy.

---

**BC10285B****Explanation:**

Extra FFDC gathered, marked information event.

**Response:**

The FRU callouts are calculated at the time of the failure. See the error log for the actual replacement strategy.

---

**BC10285C****Explanation:**

Processor Error.

**Response:**

The FRU callouts are calculated at the time of the failure. See the error log for the actual replacement strategy.

---

**BC10285D****Explanation:**

Processor Error.

**Response:**

The FRU callouts are calculated at the time of the failure. See the error log for the actual replacement strategy.

---

**BC10285E****Explanation:**

Processor Error.

**Response:**

The FRU callouts are calculated at the time of the failure. See the error log for the actual replacement strategy.

---

**BC10285F****Explanation:**

During processor/memory subsystem initialization, an error was encountered: Call to PSU Chip Op returned an unexpected message type.

**Response:**

The FRU callouts are calculated at the time of the failure. See the error log for the actual replacement strategy.

---

**BC102861****Explanation:**

During processor/memory subsystem initialization, an error was encountered: Could not register mailbox message queue.

**Response:**

The FRU callouts are calculated at the time of the failure. See the error log for the actual replacement strategy.

---

**BC102862****Explanation:**

Processor Error.

**Response:**

The FRU callouts are calculated at the time of the failure. See the error log for the actual replacement strategy.

---

**BC102A41****Explanation:**

An inband scom failure occurred.

**Response:**

If this is a tracking event, no service actions are required. Otherwise, use the FRU and procedure callouts detailed with the SRC to determine service actions.

---

**BC102BA0****Explanation:**

Failure detected in security subsystem.

**Response:**

The FRU callouts are calculated at the time of the failure. See the error log for the actual replacement strategy.

---

**BC102BA2**

**Explanation:**

Failure detected in security subsystem.

**Response:**

The FRU callouts are calculated at the time of the failure. See the error log for the actual replacement strategy.

---

**BC102BA3****Explanation:**

Failure detected in security subsystem.

**Response:**

The FRU callouts are calculated at the time of the failure. See the error log for the actual replacement strategy.

---

**BC102BA4****Explanation:**

Failure detected in security subsystem.

**Response:**

The FRU callouts are calculated at the time of the failure. See the error log for the actual replacement strategy.

---

**BC102BA5****Explanation:**

Failure detected in security subsystem.

**Response:**

The FRU callouts are calculated at the time of the failure. See the error log for the actual replacement strategy.

---

**BC102BA6****Explanation:**

Failure detected in security subsystem.

**Response:**

The FRU callouts are calculated at the time of the failure. See the error log for the actual replacement strategy.

---

**BC102BA7****Explanation:**

Failure detected in security subsystem.

**Response:**

The FRU callouts are calculated at the time of the failure. See the error log for the actual replacement strategy.

---

**BC102BA8****Explanation:**

Failure detected in security subsystem.

**Response:**

The FRU callouts are calculated at the time of the failure. See the error log for the actual replacement strategy.

---

**BC102BA9****Explanation:**

During processor/memory subsystem initialization, an error was encountered: Unmarshal error while replaying tpm log.

**Response:**

The FRU callouts are calculated at the time of the failure. See the error log for the actual replacement strategy.

---

**BC102BAA****Explanation:**

TPM log overflow.

**Response:**

The FRU callouts are calculated at the time of the failure. See the error log for the actual replacement strategy.

---

**BC102BAB****Explanation:**

TPM log operation failure.

**Response:**

The FRU callouts are calculated at the time of the failure. See the error log for the actual replacement strategy.

---

**BC102BAC****Explanation:**

TPM log buffer init failure.

**Response:**

The FRU callouts are calculated at the time of the failure. See the error log for the actual replacement strategy.

---

**BC102BAD****Explanation:**

The system is configured for Secure Boot and trusted platform module required mode; a functional boot processor trusted platform module is required to boot the system (or node, if multi-node system), but none are available. Therefore, the system (or node, if multi-node system) will terminate. Trusted platform module required mode may be disabled via the appropriate systems management interface to allow platform boot without the remote trusted attestation capability. Look for other errors which call out the trusted platform module and follow the repair actions for these errors.

**Response:**

The FRU callouts are calculated at the time of the failure. See the error log for the actual replacement strategy.

---

**BC102BAE****Explanation:**

Failure detected in security subsystem.

**Response:**

The FRU callouts are calculated at the time of the failure. See the error log for the actual replacement strategy.

---

**BC102BAF**

**Explanation:**

Failure detected in security subsystem.

**Response:**

The FRU callouts are calculated at the time of the failure. See the error log for the actual replacement strategy.

---

**BC102BB0**

**Explanation:**

TPM log invalid format.

**Response:**

The FRU callouts are calculated at the time of the failure. See the error log for the actual replacement strategy.

---

**BC102BB1**

**Explanation:**

Trusted boot failure.

**Response:**

The FRU callouts are calculated at the time of the failure. See the error log for the actual replacement strategy.

---

**BC102BB2**

**Explanation:**

Firmware error during system boot.

**Response:**

The FRU callouts are calculated at the time of the failure. See the error log for the actual replacement strategy.

---

**BC102BB3**

**Explanation:**

Firmware error during system boot.

**Response:**

The FRU callouts are calculated at the time of the failure. See the error log for the actual replacement strategy.

---

**BC102BB4**

**Explanation:**

Platform security problem detected.

**Response:**

The FRU callouts are calculated at the time of the failure. See the error log for the actual replacement strategy.

---

**BC102BB5**

**Explanation:**

Failure detected in security subsystem.

**Response:**

The FRU callouts are calculated at the time of the failure. See the error log for the actual replacement strategy.

---

**BC102BB7**

**Explanation:**

Trusted Boot failure.

**Response:**

The FRU callouts are calculated at the time of the failure. See the error log for the actual replacement strategy.

---

**BC102BB8**

**Explanation:**

Trusted boot failure.

**Response:**

The FRU callouts are calculated at the time of the failure. See the error log for the actual replacement strategy.

---

**BC102BB9**

**Explanation:**

Trusted boot failure.

**Response:**

The FRU callouts are calculated at the time of the failure. See the error log for the actual replacement strategy.

---

**BC102BBA**

**Explanation:**

Trusted boot failure.

**Response:**

The FRU callouts are calculated at the time of the failure. See the error log for the actual replacement strategy.

---

**BC102BBB**

**Explanation:**

Trusted boot failure.

**Response:**

The FRU callouts are calculated at the time of the failure. See the error log for the actual replacement strategy.

---

**BC102BBC**

**Explanation:**

Trusted boot failure.

**Response:**

The FRU callouts are calculated at the time of the failure. See the error log for the actual replacement strategy.

---

---

**BC102BBD****Explanation:**

trustedboot failure.

**Response:**

The FRU callouts are calculated at the time of the failure. See the error log for the actual replacement strategy.

---

**BC103325****Explanation:**

During processor/memory subsystem initialization, an error was encountered: Unable to resolve other end of xbus.

**Response:**

The FRU callouts are calculated at the time of the failure. See the error log for the actual replacement strategy.

---

**BC103326****Explanation:**

During processor/memory subsystem initialization, an error was encountered: Unable to resolve other end of xbus.

**Response:**

The FRU callouts are calculated at the time of the failure. See the error log for the actual replacement strategy.

---

**BC103327****Explanation:**

Firmware Error.

**Response:**

The FRU callouts are calculated at the time of the failure. See the error log for the actual replacement strategy.

---

**BC103328****Explanation:**

Firmware Error.

**Response:**

The FRU callouts are calculated at the time of the failure. See the error log for the actual replacement strategy.

---

**BC103329****Explanation:**

Firmware Error.

**Response:**

The FRU callouts are calculated at the time of the failure. See the error log for the actual replacement strategy.

---

**BC10332A****Explanation:**

Firmware Error.

**Response:**

The FRU callouts are calculated at the time of the failure. See the error log for the actual replacement strategy.

---

**BC10332B****Explanation:**

Firmware Error.

**Response:**

The FRU callouts are calculated at the time of the failure. See the error log for the actual replacement strategy.

---

**BC10332C****Explanation:**

Firmware Error.

**Response:**

The FRU callouts are calculated at the time of the failure. See the error log for the actual replacement strategy.

---

**BC10332D****Explanation:**

Firmware Error or unsupported part.

**Response:**

The FRU callouts are calculated at the time of the failure. See the error log for the actual replacement strategy.

---

**BC10332E****Explanation:**

Firmware Error.

**Response:**

The FRU callouts are calculated at the time of the failure. See the error log for the actual replacement strategy.

---

**BC10332F****Explanation:**

Firmware Error.

**Response:**

The FRU callouts are calculated at the time of the failure. See the error log for the actual replacement strategy.

---

**BC103330****Explanation:**

Firmware Error.

**Response:**

The FRU callouts are calculated at the time of the failure. See the error log for the actual replacement strategy.

---

**BC103331**

**Explanation:**

Firmware Error.

**Response:**

The FRU callouts are calculated at the time of the failure. See the error log for the actual replacement strategy.

---

**BC103332****Explanation:**

Firmware Error.

**Response:**

The FRU callouts are calculated at the time of the failure. See the error log for the actual replacement strategy.

---

**BC103333****Explanation:**

Firmware Error.

**Response:**

The FRU callouts are calculated at the time of the failure. See the error log for the actual replacement strategy.

---

**BC103334****Explanation:**

During processor/memory subsystem initialization, an error was encountered: platGetMBvdpdMemoryDataVersion could not find the expected 1 mba from the passed dimm target.

**Response:**

The FRU callouts are calculated at the time of the failure. See the error log for the actual replacement strategy.

---

**BC103335****Explanation:**

During processor/memory subsystem initialization, an error was encountered: platGetMBvdpdMemoryDataVersion could not find an mba parent target from the passed in dimm target.

**Response:**

The FRU callouts are calculated at the time of the failure. See the error log for the actual replacement strategy.

---

**BC103336****Explanation:**

During processor/memory subsystem initialization, an error was encountered: platGetMBvdpdMemoryDataVersion could not find any child mba's from the passed in target of type TYPE\_MEMBUF.

**Response:**

The FRU callouts are calculated at the time of the failure. See the error log for the actual replacement strategy.

---

**BC103337****Explanation:**

During processor/memory subsystem initialization, an error was encountered: platGetMBvdpdMemoryDataVersion requires a target of type TYPE\_MBA or TYPE\_MEMBUF.

**Response:**

The FRU callouts are calculated at the time of the failure. See the error log for the actual replacement strategy.

---

**BC103339****Explanation:**

Internal firmware error.

**Response:**

The FRU callouts are calculated at the time of the failure. See the error log for the actual replacement strategy.

---

**BC10333A****Explanation:**

Internal firmware error.

**Response:**

The FRU callouts are calculated at the time of the failure. See the error log for the actual replacement strategy.

---

**BC10333B****Explanation:**

Internal firmware error.

**Response:**

The FRU callouts are calculated at the time of the failure. See the error log for the actual replacement strategy.

---

**BC10333C****Explanation:**

Internal firmware error.

**Response:**

The FRU callouts are calculated at the time of the failure. See the error log for the actual replacement strategy.

---

**BC10333D****Explanation:**

Internal firmware error.

**Response:**

The FRU callouts are calculated at the time of the failure. See the error log for the actual replacement strategy.

---

**BC10333E****Explanation:**

Internal firmware error.

**Response:**

The FRU callouts are calculated at the time of the failure. See the error log for the actual replacement strategy.

---

**BC10333F****Explanation:**

During processor/memory subsystem initialization, an error was encountered: platSetFreqMcaMhz should never be called.

**Response:**

The FRU callouts are calculated at the time of the failure. See the error log for the actual replacement strategy.

---

**BC103340****Explanation:**

Internal firmware error.

**Response:**

The FRU callouts are calculated at the time of the failure. See the error log for the actual replacement strategy.

---

**BC103343****Explanation:**

Internal firmware error.

**Response:**

The FRU callouts are calculated at the time of the failure. See the error log for the actual replacement strategy.

---

**BC103403****Explanation:**

A problem occurred while running processor boot code.

**Response:**

The FRU callouts are calculated at the time of the failure. See the error log for the actual replacement strategy.

---

**BC103404****Explanation:**

A problem occurred while running processor boot code.

**Response:**

The FRU callouts are calculated at the time of the failure. See the error log for the actual replacement strategy.

---

**BC103405****Explanation:**

A problem occurred while running processor boot code.

**Response:**

The FRU callouts are calculated at the time of the failure. See the error log for the actual replacement strategy.

---

**BC103406****Explanation:**

A problem occurred while running processor boot code.

**Response:**

The FRU callouts are calculated at the time of the failure. See the error log for the actual replacement strategy.

---

**BC103407****Explanation:**

A problem occurred while running processor boot code.

**Response:**

The FRU callouts are calculated at the time of the failure. See the error log for the actual replacement strategy.

---

**BC103408****Explanation:**

A problem occurred while running processor boot code.

**Response:**

The FRU callouts are calculated at the time of the failure. See the error log for the actual replacement strategy.

---

**BC103409****Explanation:**

A problem occurred while running processor boot code.

**Response:**

The FRU callouts are calculated at the time of the failure. See the error log for the actual replacement strategy.

---

**BC10340A****Explanation:**

A problem occurred while running processor boot code.

**Response:**

The FRU callouts are calculated at the time of the failure. See the error log for the actual replacement strategy.

---

**BC10340B****Explanation:**



A problem occurred while running processor boot code.

**Response:**

The FRU callouts are calculated at the time of the failure. See the error log for the actual replacement strategy.

---

**BC10340C**

**Explanation:**

A problem occurred while running processor boot code.

**Response:**

The FRU callouts are calculated at the time of the failure. See the error log for the actual replacement strategy.

---

**BC10340F**

**Explanation:**

Failed to load boot firmware.

**Response:**

The FRU callouts are calculated at the time of the failure. See the error log for the actual replacement strategy.

---

**BC103501**

**Explanation:**

During processor/memory subsystem initialization, an error was encountered: Invalid operation type.

**Response:**

The FRU callouts are calculated at the time of the failure. See the error log for the actual replacement strategy.

---

**BC103502**

**Explanation:**

A problem was detected during the IPL of the system: Device type not supported.

**Response:**

The FRU callouts are calculated at the time of the failure. See the error log for the actual replacement strategy.

---

**BC103503**

**Explanation:**

During processor/memory subsystem initialization, an error was encountered: NVDIMM attribute was not found.

**Response:**

The FRU callouts are calculated at the time of the failure. See the error log for the actual replacement strategy.

---

**BC103505**

**Explanation:**

During processor/memory subsystem initialization, an error was encountered: I2C master entity path doesn't exist.

**Response:**

The FRU callouts are calculated at the time of the failure. See the error log for the actual replacement strategy.

---

**BC103506**

**Explanation:**

During processor/memory subsystem initialization, an error was encountered: I2C master path target is null.

**Response:**

The FRU callouts are calculated at the time of the failure. See the error log for the actual replacement strategy.

---

**BC103507**

**Explanation:**

During processor/memory subsystem initialization, an error was encountered: Invalid address offset size.

**Response:**

The FRU callouts are calculated at the time of the failure. See the error log for the actual replacement strategy.

---

**BC103508**

**Explanation:**

A problem occurred during the IPL of the system: I2C buffer offset is too large.

**Response:**

The FRU callouts are calculated at the time of the failure. See the error log for the actual replacement strategy.

---

**BC103509**

**Explanation:**

During processor/memory subsystem initialization, an error was encountered: I2C write page size is zero.

**Response:**

The FRU callouts are calculated at the time of the failure. See the error log for the actual replacement strategy.

---

**BC10350A**

**Explanation:**

During processor/memory subsystem initialization, an error was encountered: NVDIMM register offset out of bound.

**Response:**

The FRU callouts are calculated at the time of the failure. See the error log for the actual replacement strategy.

---

**BC10350D**

**Explanation:**  
NVDIMM timed out.

**Response:**  
The FRU callouts are calculated at the time of the failure. See the error log for the actual replacement strategy.

---

#### **BC10350E**

**Explanation:**  
NVDIMM timed out.

**Response:**  
The FRU callouts are calculated at the time of the failure. See the error log for the actual replacement strategy.

---

#### **BC10350F**

**Explanation:**  
NVDIMM timed out.

**Response:**  
The FRU callouts are calculated at the time of the failure. See the error log for the actual replacement strategy.

---

#### **BC103512**

**Explanation:**  
NVDIMM encountered error setting the energy source policy.

**Response:**  
The FRU callouts are calculated at the time of the failure. See the error log for the actual replacement strategy.

---

#### **BC103516**

**Explanation:**  
Encountered error performing internal operation on NVDIMM.

**Response:**  
The FRU callouts are calculated at the time of the failure. See the error log for the actual replacement strategy.

---

#### **BC103517**

**Explanation:**  
NVDIMM timed out.

**Response:**  
The FRU callouts are calculated at the time of the failure. See the error log for the actual replacement strategy.

---

#### **BC103518**

**Explanation:**  
NVDIMM encountered error arming save trigger.

**Response:**

The FRU callouts are calculated at the time of the failure. See the error log for the actual replacement strategy.

---

#### **BC103519**

**Explanation:**  
NVDIMM error erasing data image.

**Response:**  
The FRU callouts are calculated at the time of the failure. See the error log for the actual replacement strategy.

---

#### **BC10351A**

**Explanation:**  
NVDIMM failed to restore data.

**Response:**  
The FRU callouts are calculated at the time of the failure. See the error log for the actual replacement strategy.

---

#### **BC10351B**

**Explanation:**  
NVDIMM not ready.

**Response:**  
The FRU callouts are calculated at the time of the failure. See the error log for the actual replacement strategy.

---

#### **BC10351C**

**Explanation:**  
Internal firmware error.

**Response:**  
The FRU callouts are calculated at the time of the failure. See the error log for the actual replacement strategy.

---

#### **BC10351D**

**Explanation:**  
NVDIMM not updated.

**Response:**  
The FRU callouts are calculated at the time of the failure. See the error log for the actual replacement strategy.

---

#### **BC10351E**

**Explanation:**  
NVDIMM not updated.

**Response:**  
The FRU callouts are calculated at the time of the failure. See the error log for the actual replacement strategy.

---

#### **BC10351F**

**Explanation:**  
NVDIMM not updated.

**Response:**

The FRU callouts are calculated at the time of the failure. See the error log for the actual replacement strategy.

---

**BC103520****Explanation:**

NVDIMM not updated.

**Response:**

The FRU callouts are calculated at the time of the failure. See the error log for the actual replacement strategy.

---

**BC103521****Explanation:**

NVDIMM not updated.

**Response:**

The FRU callouts are calculated at the time of the failure. See the error log for the actual replacement strategy.

---

**BC103522****Explanation:**

NVDIMM not updated.

**Response:**

The FRU callouts are calculated at the time of the failure. See the error log for the actual replacement strategy.

---

**BC103523****Explanation:**

NVDIMM not updated.

**Response:**

The FRU callouts are calculated at the time of the failure. See the error log for the actual replacement strategy.

---

**BC103524****Explanation:**

NVDIMM not updated.

**Response:**

The FRU callouts are calculated at the time of the failure. See the error log for the actual replacement strategy.

---

**BC103525****Explanation:**

NVDIMM not updated.

**Response:**

The FRU callouts are calculated at the time of the failure. See the error log for the actual replacement strategy.

---

**BC103526****Explanation:**

NVDIMM not updated.

**Response:**

The FRU callouts are calculated at the time of the failure. See the error log for the actual replacement strategy.

---

**BC103527****Explanation:**

NVDIMM not updated.

**Response:**

The FRU callouts are calculated at the time of the failure. See the error log for the actual replacement strategy.

---

**BC103528****Explanation:**

NVDIMM update started.

**Response:**

The FRU callouts are calculated at the time of the failure. See the error log for the actual replacement strategy.

---

**BC103529****Explanation:**

NVDIMM was successfully updated.

**Response:**

The FRU callouts are calculated at the time of the failure. See the error log for the actual replacement strategy.

---

**BC10352A****Explanation:**

NVDIMM error generating encryption keys.

**Response:**

The FRU callouts are calculated at the time of the failure. See the error log for the actual replacement strategy.

---

**BC10352B****Explanation:**

NVDIMM error erasing data image.

**Response:**

The FRU callouts are calculated at the time of the failure. See the error log for the actual replacement strategy.

---

**BC10352C****Explanation:**

NVDIMM error during Catastrophic Save.

**Response:**

The FRU callouts are calculated at the time of the failure. See the error log for the actual replacement strategy.

---

**BC10352D**

**Explanation:**

NVDIMM failed module health status check.

**Response:**

The FRU callouts are calculated at the time of the failure. See the error log for the actual replacement strategy.

---

**BC10352E****Explanation:**

NVDIMM failed module health status check.

**Response:**

The FRU callouts are calculated at the time of the failure. See the error log for the actual replacement strategy.

---

**BC10352F****Explanation:**

NVDIMM failed module health status check.

**Response:**

The FRU callouts are calculated at the time of the failure. See the error log for the actual replacement strategy.

---

**BC103530****Explanation:**

NVDIMM error generating encryption keys.

**Response:**

The FRU callouts are calculated at the time of the failure. See the error log for the actual replacement strategy.

---

**BC103538****Explanation:**

NVDIMM failed module health status check.

**Response:**

The FRU callouts are calculated at the time of the failure. See the error log for the actual replacement strategy.

---

**BC10353E****Explanation:**

NVDIMM failed to enable event notificaitons.

**Response:**

The FRU callouts are calculated at the time of the failure. See the error log for the actual replacement strategy.

---

**BC10353F****Explanation:**

NVDIMM register error.

**Response:**

The FRU callouts are calculated at the time of the failure. See the error log for the actual replacement strategy.

---

**BC103540****Explanation:**

NVDIMM encryption error.

**Response:**

The FRU callouts are calculated at the time of the failure. See the error log for the actual replacement strategy.

---

**BC103541****Explanation:**

NVDIMM register error.

**Response:**

The FRU callouts are calculated at the time of the failure. See the error log for the actual replacement strategy.

---

**BC103542****Explanation:**

NVDIMM register error.

**Response:**

The FRU callouts are calculated at the time of the failure. See the error log for the actual replacement strategy.

---

**BC103543****Explanation:**

NVDIMM encryption error.

**Response:**

The FRU callouts are calculated at the time of the failure. See the error log for the actual replacement strategy.

---

**BC103544****Explanation:**

NVDIMM encryption error.

**Response:**

The FRU callouts are calculated at the time of the failure. See the error log for the actual replacement strategy.

---

**BC103545****Explanation:**

NVDIMM encryption error.

**Response:**

The FRU callouts are calculated at the time of the failure. See the error log for the actual replacement strategy.

---

**BC103546****Explanation:**

NVDIMM encryption error.

**Response:**

The FRU callouts are calculated at the time of the failure. See the error log for the actual replacement strategy.

---

**BC103548****Explanation:**

NVDIMM encryption error.

**Response:**

The FRU callouts are calculated at the time of the failure. See the error log for the actual replacement strategy.

---

**BC103549****Explanation:**

NVDIMM ES health check failed.

**Response:**

The FRU callouts are calculated at the time of the failure. See the error log for the actual replacement strategy.

---

**BC10354A****Explanation:**

NVDIMM ES health check failed.

**Response:**

The FRU callouts are calculated at the time of the failure. See the error log for the actual replacement strategy.

---

**BC10354B****Explanation:**

NVDIMM ES health check failed.

**Response:**

The FRU callouts are calculated at the time of the failure. See the error log for the actual replacement strategy.

---

**BC10354C****Explanation:**

NVDIMM ES health check failed.

**Response:**

The FRU callouts are calculated at the time of the failure. See the error log for the actual replacement strategy.

---

**BC10354D****Explanation:**

NVDIMM NVM health check failed.

**Response:**

The FRU callouts are calculated at the time of the failure. See the error log for the actual replacement strategy.

---

**BC10354E****Explanation:**

NVDIMM logging error.

**Response:**

The FRU callouts are calculated at the time of the failure. See the error log for the actual replacement strategy.

---

**BC10354F****Explanation:**

NVDIMM logging error.

**Response:**

The FRU callouts are calculated at the time of the failure. See the error log for the actual replacement strategy.

---

**BC103550****Explanation:**

NVDIMM incorrect firmware slot.

**Response:**

The FRU callouts are calculated at the time of the failure. See the error log for the actual replacement strategy.

---

**BC103551****Explanation:**

NVDIMM error during nvdimm erase.

**Response:**

The FRU callouts are calculated at the time of the failure. See the error log for the actual replacement strategy.

---

**BC103552****Explanation:**

NVDIMM failed the arm precheck and is unable to arm.

**Response:**

The FRU callouts are calculated at the time of the failure. See the error log for the actual replacement strategy.

---

**BC103553****Explanation:**

NVDIMM failed to ARM.

**Response:**

The FRU callouts are calculated at the time of the failure. See the error log for the actual replacement strategy.

---

**BC103554****Explanation:**

NVDIMM requires an arm retry.

**Response:**

The FRU callouts are calculated at the time of the failure. See the error log for the actual replacement strategy.

---

**BC103555****Explanation:**

NVDIMM not updated.

**Response:**

The FRU callouts are calculated at the time of the failure. See the error log for the actual replacement strategy.

---

**BC103556**

**Explanation:**

NVDIMM not running latest firmware level.

**Response:**

The FRU callouts are calculated at the time of the failure. See the error log for the actual replacement strategy.

---

**BC103557**

**Explanation:**

NVDIMM erase error.

**Response:**

The FRU callouts are calculated at the time of the failure. See the error log for the actual replacement strategy.

---

**BC103558**

**Explanation:**

NVDIMM erase error.

**Response:**

The FRU callouts are calculated at the time of the failure. See the error log for the actual replacement strategy.

---

**BC103601**

**Explanation:**

A problem occurred during the IPL of the system: Invalid data length for a SCOM operation.

**Response:**

The FRU callouts are calculated at the time of the failure. See the error log for the actual replacement strategy.

---

**BC103602**

**Explanation:**

A problem occurred during the IPL of the system: Invalid target type for a SCOM operation.

**Response:**

The FRU callouts are calculated at the time of the failure. See the error log for the actual replacement strategy.

---

**BC103603**

**Explanation:**

A problem occurred during the IPL of the system: Invalid operation type for a SCOM operation.

**Response:**

The FRU callouts are calculated at the time of the failure. See the error log for the actual replacement strategy.

---

**BC103604**

**Explanation:**

A problem occurred during the IPL of the system: Invalid address for a SCOM operation.

**Response:**

The FRU callouts are calculated at the time of the failure. See the error log for the actual replacement strategy.

---

**BC103701**

**Explanation:**

Unexpected memory subsystem firmware error.

**Response:**

The FRU callouts are calculated at the time of the failure. See the error log for the actual replacement strategy.

---

**BC103702**

**Explanation:**

Unexpected memory subsystem firmware error.

**Response:**

The FRU callouts are calculated at the time of the failure. See the error log for the actual replacement strategy.

---

**BC103703**

**Explanation:**

Unexpected memory subsystem firmware error.

**Response:**

The FRU callouts are calculated at the time of the failure. See the error log for the actual replacement strategy.

---

**BC103704**

**Explanation:**

Unexpected memory subsystem firmware error.

**Response:**

The FRU callouts are calculated at the time of the failure. See the error log for the actual replacement strategy.

---

**BC103705**

**Explanation:**

Unexpected memory subsystem firmware error.

**Response:**

The FRU callouts are calculated at the time of the failure. See the error log for the actual replacement strategy.

---

**BC103706**

**Explanation:**

Unexpected memory subsystem firmware error.

**Response:**

The FRU callouts are calculated at the time of the failure. See the error log for the actual replacement strategy.

---

**BC103707**

**Explanation:**

Unexpected memory subsystem firmware error.

**Response:**

The FRU callouts are calculated at the time of the failure. See the error log for the actual replacement strategy.

---

**BC103708**

**Explanation:**

Unexpected memory subsystem firmware error.

**Response:**

The FRU callouts are calculated at the time of the failure. See the error log for the actual replacement strategy.

---

**BC103709**

**Explanation:**

Unexpected memory subsystem firmware error.

**Response:**

The FRU callouts are calculated at the time of the failure. See the error log for the actual replacement strategy.

---

**BC10370A**

**Explanation:**

Unexpected memory subsystem firmware error.

**Response:**

The FRU callouts are calculated at the time of the failure. See the error log for the actual replacement strategy.

---

**BC103901**

**Explanation:**

Error occurred during system boot.

**Response:**

The FRU callouts are calculated at the time of the failure. See the error log for the actual replacement strategy.

---

**BC103902**

**Explanation:**

Error occurred during system boot.

**Response:**

The FRU callouts are calculated at the time of the failure. See the error log for the actual replacement strategy.

---

**BC104101**

**Explanation:**

A problem occurred during the IPL of the system: Internal Firmware Error.

**Response:**

The FRU callouts are calculated at the time of the failure. See the error log for the actual replacement strategy.

---

**BC104102**

**Explanation:**

A problem occurred during the IPL of the system: Internal Firmware Error.

**Response:**

The FRU callouts are calculated at the time of the failure. See the error log for the actual replacement strategy.

---

**BC104103**

**Explanation:**

Unexpected IPL firmware data format error.

**Response:**

The FRU callouts are calculated at the time of the failure. See the error log for the actual replacement strategy.

---

**BC104104**

**Explanation:**

Unexpected IPL firmware data format error.

**Response:**

The FRU callouts are calculated at the time of the failure. See the error log for the actual replacement strategy.

---

**BC104105**

**Explanation:**

Unexpected IPL firmware data format error.

**Response:**

The FRU callouts are calculated at the time of the failure. See the error log for the actual replacement strategy.

---

**BC104106**

**Explanation:**

Unsupported device found during firmware IPL.

**Response:**

The FRU callouts are calculated at the time of the failure. See the error log for the actual replacement strategy.

---

**BC104107**

**Explanation:**

Unexpected boot firmware data format error.

**Response:**

The FRU callouts are calculated at the time of the failure. See the error log for the actual replacement strategy.

---

**BC104108****Explanation:**

Unexpected IPL firmware data format error.

**Response:**

The FRU callouts are calculated at the time of the failure. See the error log for the actual replacement strategy.

---

**BC104109****Explanation:**

Unexpected IPL firmware data format error.

**Response:**

The FRU callouts are calculated at the time of the failure. See the error log for the actual replacement strategy.

---

**BC10410A****Explanation:**

PCIe hotplug controller flash update failure.

**Response:**

The FRU callouts are calculated at the time of the failure. See the error log for the actual replacement strategy.

---

**BC10410B****Explanation:**

PCIe hotplug controller flash update failure.

**Response:**

The FRU callouts are calculated at the time of the failure. See the error log for the actual replacement strategy.

---

**BC10410C****Explanation:**

A problem occurred during the IPL of the system:  
Internal Firmware Error.

**Response:**

The FRU callouts are calculated at the time of the failure. See the error log for the actual replacement strategy.

---

**BC10410D****Explanation:**

Unexpected IPL firmware data format error.

**Response:**

The FRU callouts are calculated at the time of the failure. See the error log for the actual replacement strategy.

---

**BC10430C****Explanation:**

A problem occurred during IPL of the system.

**Response:**

The FRU callouts are calculated at the time of the failure. See the error log for the actual replacement strategy.

---

**BC10430D****Explanation:**

A problem occurred during IPL of the system.

**Response:**

The FRU callouts are calculated at the time of the failure. See the error log for the actual replacement strategy.

---

**BC10430E****Explanation:**

A problem occurred during IPL of the system.

**Response:**

The FRU callouts are calculated at the time of the failure. See the error log for the actual replacement strategy.

---

**BC10430F****Explanation:**

A problem occurred during IPL of the system.

**Response:**

The FRU callouts are calculated at the time of the failure. See the error log for the actual replacement strategy.

---

**BC1043FB****Explanation:**

Informational log associated with DIMM updates.

**Response:**

The FRU callouts are calculated at the time of the failure. See the error log for the actual replacement strategy.

---

**BC1043FC****Explanation:**

Informational log associated with DIMM updates.

**Response:**

The FRU callouts are calculated at the time of the failure. See the error log for the actual replacement strategy.

---

**BC1043FD****Explanation:**

Informational log associated with DIMM updates.

**Response:**

The FRU callouts are calculated at the time of the failure. See the error log for the actual replacement strategy.

---

**BC1043FE**



**Explanation:**

Informational log associated with DIMM updates.

**Response:**

The FRU callouts are calculated at the time of the failure. See the error log for the actual replacement strategy.

---

**BC104601****Explanation:**

A problem occurred during the IPL of the system.

**Response:**

The FRU callouts are calculated at the time of the failure. See the error log for the actual replacement strategy.

---

**BC104705****Explanation:**

A problem occurred during the IPL of the system.

**Response:**

The FRU callouts are calculated at the time of the failure. See the error log for the actual replacement strategy.

---

**BC104708****Explanation:**

A problem occurred during the IPL of the system.

**Response:**

The FRU callouts are calculated at the time of the failure. See the error log for the actual replacement strategy.

---

**BC109001****Explanation:**

Firmware encountered an internal error while retrieving target data.

**Response:**

The FRU callouts are calculated at the time of the failure. See the error log for the actual replacement strategy.

---

**BC109002****Explanation:**

Firmware encountered an internal error while retrieving target data.

**Response:**

The FRU callouts are calculated at the time of the failure. See the error log for the actual replacement strategy.

---

**BC109003****Explanation:**

Firmware encountered an internal error while retrieving attribute data.

**Response:**

The FRU callouts are calculated at the time of the failure. See the error log for the actual replacement strategy.

---

**BC109004****Explanation:**

Firmware encountered an internal error while retrieving attribute data.

**Response:**

The FRU callouts are calculated at the time of the failure. See the error log for the actual replacement strategy.

---

**BC109005****Explanation:**

Firmware encountered an internal error.

**Response:**

The FRU callouts are calculated at the time of the failure. See the error log for the actual replacement strategy.

---

**BC109006****Explanation:**

Firmware encountered an internal error while retrieving target data.

**Response:**

The FRU callouts are calculated at the time of the failure. See the error log for the actual replacement strategy.

---

**BC10900A****Explanation:**

Firmware encountered an internal error.

**Response:**

The FRU callouts are calculated at the time of the failure. See the error log for the actual replacement strategy.

---

**BC10900B****Explanation:**

Firmware encountered an internal error.

**Response:**

The FRU callouts are calculated at the time of the failure. See the error log for the actual replacement strategy.

---

**BC10900D****Explanation:**

Firmware encountered an internal error.

**Response:**

The FRU callouts are calculated at the time of the failure. See the error log for the actual replacement strategy.

---

**BC10900E**

**Explanation:**

Firmware encountered an internal error.

**Response:**

The FRU callouts are calculated at the time of the failure. See the error log for the actual replacement strategy.

---

**BC10900F****Explanation:**

Firmware encountered an internal error.

**Response:**

The FRU callouts are calculated at the time of the failure. See the error log for the actual replacement strategy.

---

**BC109010****Explanation:**

Firmware encountered an internal error.

**Response:**

The FRU callouts are calculated at the time of the failure. See the error log for the actual replacement strategy.

---

**BC109011****Explanation:**

During processor/memory subsystem initialization, an error was encountered: Exceeded limit of number of mainstore VPD In Memory Trace array entries.

**Response:**

The FRU callouts are calculated at the time of the failure. See the error log for the actual replacement strategy.

---

**BC109012****Explanation:**

During processor/memory subsystem initialization, an error was encountered: Attempted to add a RAM FRU for an invalid mainstore area.

**Response:**

The FRU callouts are calculated at the time of the failure. See the error log for the actual replacement strategy.

---

**BC109014****Explanation:**

Firmware encountered an internal error while retrieving target handle.

**Response:**

The FRU callouts are calculated at the time of the failure. See the error log for the actual replacement strategy.

---

**BC109015****Explanation:**

Firmware encountered an internal error.

**Response:**

The FRU callouts are calculated at the time of the failure. See the error log for the actual replacement strategy.

---

**BC109016****Explanation:**

Firmware encountered an internal error.

**Response:**

The FRU callouts are calculated at the time of the failure. See the error log for the actual replacement strategy.

---

**BC109017****Explanation:**

Firmware encountered an internal error.

**Response:**

The FRU callouts are calculated at the time of the failure. See the error log for the actual replacement strategy.

---

**BC109018****Explanation:**

Firmware encountered an internal error.

**Response:**

The FRU callouts are calculated at the time of the failure. See the error log for the actual replacement strategy.

---

**BC109019****Explanation:**

Firmware encountered an internal error.

**Response:**

The FRU callouts are calculated at the time of the failure. See the error log for the actual replacement strategy.

---

**BC10901A****Explanation:**

Firmware encountered an internal error.

**Response:**

The FRU callouts are calculated at the time of the failure. See the error log for the actual replacement strategy.

---

**BC10901B****Explanation:**

Firmware encountered an internal error.

**Response:**

The FRU callouts are calculated at the time of the failure. See the error log for the actual replacement strategy.

---

**BC10901C****Explanation:**

Firmware encountered an internal error.

**Response:**

The FRU callouts are calculated at the time of the failure. See the error log for the actual replacement strategy.

---

**BC10901E**

**Explanation:**

Firmware encountered an internal error while getting obus brick ID.

**Response:**

The FRU callouts are calculated at the time of the failure. See the error log for the actual replacement strategy.

---

**BC10901F**

**Explanation:**

Firmware encountered an internal error while getting obus frequency bucket.

**Response:**

The FRU callouts are calculated at the time of the failure. See the error log for the actual replacement strategy.

---

**BC109020**

**Explanation:**

Firmware encountered an internal error while finding proc model and ec.

**Response:**

The FRU callouts are calculated at the time of the failure. See the error log for the actual replacement strategy.

---

**BC109021**

**Explanation:**

Firmware encountered an internal error while retrieving obus pll frequency values.

**Response:**

The FRU callouts are calculated at the time of the failure. See the error log for the actual replacement strategy.

---

**BC10E504**

**Explanation:**

During processor/memory subsystem initialization, an error was encountered: CEC hardware failure detected.

**Response:**

The FRU callouts are calculated at the time of the failure. See the error log for the actual replacement strategy.

---

**BC10E540**

**Explanation:**

There was a failure most likely attributable to the processor unit, but it could also be software related or require further support.

**Response:**

The FRU callouts are calculated at the time of the failure. See the error log for the actual replacement strategy.

---

**BC10E550**

**Explanation:**

During processor/memory subsystem initialization, an error was encountered: CEC hardware failure detected. Cause is most likely Software, but there are also Hardware callouts.

**Response:**

The FRU callouts are calculated at the time of the failure. See the error log for the actual replacement strategy.

---

**BC10E560**

**Explanation:**

During processor/memory subsystem initialization, an error was encountered: CEC hardware failure detected. Cause is most likely Software.

**Response:**

The FRU callouts are calculated at the time of the failure. See the error log for the actual replacement strategy.

---

**BC10E570**

**Explanation:**

During processor/memory subsystem initialization, an error was encountered: An errorlog containing extra FFDC collected by the HWP.

**Response:**

The FRU callouts are calculated at the time of the failure. See the error log for the actual replacement strategy.

---

**BC10E580**

**Explanation:**

Chip diagnosis did not find any chip with an attention.

**Response:**

The FRU callouts are calculated at the time of the failure. See the error log for the actual replacement strategy.

---

**BC10E582**

**Explanation:**

During processor/memory subsystem initialization, an error was encountered: Invalid configuration in CS FIR Data handling.

**Response:**

The FRU callouts are calculated at the time of the failure. See the error log for the actual replacement strategy.

---

**BC10E583****Explanation:**

During processor/memory subsystem initialization, an error was encountered: NULL system target.

**Response:**

The FRU callouts are calculated at the time of the failure. See the error log for the actual replacement strategy.

---

**BC110202****Explanation:**

During processor/memory subsystem initialization, an error was encountered: A device driver operation was attempted for which no driver has been registered.

**Response:**

The FRU callouts are calculated at the time of the failure. See the error log for the actual replacement strategy.

---

**BC110203****Explanation:**

During processor/memory subsystem initialization, an error was encountered: A device driver operation on a NULL target.

**Response:**

The FRU callouts are calculated at the time of the failure. See the error log for the actual replacement strategy.

---

**BC110204****Explanation:**

During processor/memory subsystem initialization, an error was encountered: A double registration was attempted with the routing framework.

**Response:**

The FRU callouts are calculated at the time of the failure. See the error log for the actual replacement strategy.

---

**BC110301****Explanation:**

During processor/memory subsystem initialization, an error was encountered: The provided address is over 32 bits long which makes it invalid.

**Response:**

The FRU callouts are calculated at the time of the failure. See the error log for the actual replacement strategy.

---

**BC110305****Explanation:**

During processor/memory subsystem initialization, an error was encountered: Indirect SCOM Read error.

**Response:**

The FRU callouts are calculated at the time of the failure. See the error log for the actual replacement strategy.

---

**BC110306****Explanation:**

During processor/memory subsystem initialization, an error was encountered: Indirect SCOM complete bit did not come on.

**Response:**

The FRU callouts are calculated at the time of the failure. See the error log for the actual replacement strategy.

---

**BC110307****Explanation:**

During processor/memory subsystem initialization, an error was encountered: Indirect SCOM Write failed for this address.

**Response:**

The FRU callouts are calculated at the time of the failure. See the error log for the actual replacement strategy.

---

**BC110308****Explanation:**

During processor/memory subsystem initialization, an error was encountered: Indirect SCOM complete bit did not come on.

**Response:**

The FRU callouts are calculated at the time of the failure. See the error log for the actual replacement strategy.

---

**BC110309****Explanation:**

During processor/memory subsystem initialization, an error was encountered: Scom Translate not supported for this type.

**Response:**

The FRU callouts are calculated at the time of the failure. See the error log for the actual replacement strategy.

---

**BC11030A****Explanation:**

During processor/memory subsystem initialization, an error was encountered: Scom Translation did not modify the address.

**Response:**

The FRU callouts are calculated at the time of the failure. See the error log for the actual replacement strategy.

---

**BC11030C****Explanation:**

Firmware error during system IPL.

**Response:**

The FRU callouts are calculated at the time of the failure. See the error log for the actual replacement strategy.

---

**BC11030D****Explanation:**

Firmware error during system IPL.

**Response:**

The FRU callouts are calculated at the time of the failure. See the error log for the actual replacement strategy.

---

**BC11030E****Explanation:**

A problem occurred during the IPL of the system.

**Response:**

The FRU callouts are calculated at the time of the failure. See the error log for the actual replacement strategy.

---

**BC11030F****Explanation:**

During processor/memory subsystem initialization, an error was encountered: Bits 0:11 in user supplied data is not zero.

**Response:**

The FRU callouts are calculated at the time of the failure. See the error log for the actual replacement strategy.

---

**BC110310****Explanation:**

During processor/memory subsystem initialization, an error was encountered: No read op on form 1 indirect scom.

**Response:**

The FRU callouts are calculated at the time of the failure. See the error log for the actual replacement strategy.

---

**BC110311****Explanation:**

During processor/memory subsystem initialization, an error was encountered: Hypervisor wakeup failed.

**Response:**

The FRU callouts are calculated at the time of the failure. See the error log for the actual replacement strategy.

---

**BC110312****Explanation:**

During processor/memory subsystem initialization, an error was encountered: SCOM runtime interface not linked.

**Response:**

The FRU callouts are calculated at the time of the failure. See the error log for the actual replacement strategy.

---

**BC110313****Explanation:**

During processor/memory subsystem initialization, an error was encountered: Disabling special wakeup when not enabled.

**Response:**

The FRU callouts are calculated at the time of the failure. See the error log for the actual replacement strategy.

---

**BC110314****Explanation:**

During processor/memory subsystem initialization, an error was encountered: Scom Translate not supported for this type.

**Response:**

The FRU callouts are calculated at the time of the failure. See the error log for the actual replacement strategy.

---

**BC110315****Explanation:**

During processor/memory subsystem initialization, an error was encountered: SCOM access error.

**Response:**

The FRU callouts are calculated at the time of the failure. See the error log for the actual replacement strategy.

---

**BC110316****Explanation:**

During processor/memory subsystem initialization, an error was encountered: Buffer size is less than allowed or NULL data buffer.

**Response:**

The FRU callouts are calculated at the time of the failure. See the error log for the actual replacement strategy.

---

**BC110317****Explanation:**

During processor/memory subsystem initialization, an error was encountered: Scm invalid operation type.

**Response:**

The FRU callouts are calculated at the time of the failure. See the error log for the actual replacement strategy.

---

**BC110318**

**Explanation:**

Secure Boot failure.

**Response:**

The FRU callouts are calculated at the time of the failure. See the error log for the actual replacement strategy.

---

**BC110319**

**Explanation:**

Secure Boot failure.

**Response:**

The FRU callouts are calculated at the time of the failure. See the error log for the actual replacement strategy.

---

**BC11031A**

**Explanation:**

Secure Boot failure.

**Response:**

The FRU callouts are calculated at the time of the failure. See the error log for the actual replacement strategy.

---

**BC11031B**

**Explanation:**

Secure Boot failure.

**Response:**

The FRU callouts are calculated at the time of the failure. See the error log for the actual replacement strategy.

---

**BC11031C**

**Explanation:**

Secure Boot failure.

**Response:**

The FRU callouts are calculated at the time of the failure. See the error log for the actual replacement strategy.

---

**BC11031D**

**Explanation:**

During processor/memory subsystem initialization, an error was encountered: Invalid mode parm for wakeup operation.

**Response:**

The FRU callouts are calculated at the time of the failure. See the error log for the actual replacement strategy.

---

**BC11031E**

**Explanation:**

During processor/memory subsystem initialization, an error was encountered: Unexpectedly forcing wakeup off when the counter is non-zero, implies a bug in the code flow.

**Response:**

The FRU callouts are calculated at the time of the failure. See the error log for the actual replacement strategy.

---

**BC11031F**

**Explanation:**

During processor/memory subsystem initialization, an error was encountered: Unsupported multicast op.

**Response:**

The FRU callouts are calculated at the time of the failure. See the error log for the actual replacement strategy.

---

**BC110401**

**Explanation:**

During processor/memory subsystem initialization, an error was encountered: XSCOM access error.

**Response:**

The FRU callouts are calculated at the time of the failure. See the error log for the actual replacement strategy.

---

**BC110402**

**Explanation:**

During processor/memory subsystem initialization, an error was encountered: XSCOM buffer size is less than 8 bytes or NULL data buffer.

**Response:**

The FRU callouts are calculated at the time of the failure. See the error log for the actual replacement strategy.

---

**BC110403**

**Explanation:**

During processor/memory subsystem initialization, an error was encountered: XSCOM invalid operation type.

**Response:**

The FRU callouts are calculated at the time of the failure. See the error log for the actual replacement strategy.

---

**BC110405**

**Explanation:**

A problem occurred during the IPL of the system.

**Response:**

The FRU callouts are calculated at the time of the failure. See the error log for the actual replacement strategy.

---

**BC110406****Explanation:**

During processor/memory subsystem initialization, an error was encountered: XSCOM access error.

**Response:**

The FRU callouts are calculated at the time of the failure. See the error log for the actual replacement strategy.

---

**BC110407****Explanation:**

During processor/memory subsystem initialization, an error was encountered: XSCOM runtime interface not linked.

**Response:**

The FRU callouts are calculated at the time of the failure. See the error log for the actual replacement strategy.

---

**BC110501****Explanation:**

During processor/memory subsystem initialization, an error was encountered: Initialization Service failed to start a task.

**Response:**

The FRU callouts are calculated at the time of the failure. See the error log for the actual replacement strategy.

---

**BC110502****Explanation:**

During processor/memory subsystem initialization, an error was encountered: Initialization Service attempted to start a function within a module but the function failed to launch.

**Response:**

The FRU callouts are calculated at the time of the failure. See the error log for the actual replacement strategy.

---

**BC110503****Explanation:**

During processor/memory subsystem initialization, an error was encountered: One or more CxxTest Unit Tests failed.

**Response:**

The FRU callouts are calculated at the time of the failure. See the error log for the actual replacement strategy.

---

**BC110504****Explanation:**

During processor/memory subsystem initialization, an error was encountered: Could not FLUSH virtual memory.

**Response:**

The FRU callouts are calculated at the time of the failure. See the error log for the actual replacement strategy.

---

**BC110505****Explanation:**

During processor/memory subsystem initialization, an error was encountered: Initialization Service launched a task and the task returned an error.

**Response:**

The FRU callouts are calculated at the time of the failure. See the error log for the actual replacement strategy.

---

**BC110506****Explanation:**

During processor/memory subsystem initialization, an error was encountered: Initialization Service launched a function and the task returned an error.

**Response:**

The FRU callouts are calculated at the time of the failure. See the error log for the actual replacement strategy.

---

**BC110507****Explanation:**

During processor/memory subsystem initialization, an error was encountered: Initialization Service failed to load a module needed to load a function or task. UserDetails will contain the name of the function or task.

**Response:**

The FRU callouts are calculated at the time of the failure. See the error log for the actual replacement strategy.

---

**BC110508****Explanation:**

During processor/memory subsystem initialization, an error was encountered: Request to send Istep Complete msg to Fsp, but no outstanding message from service processor found.

**Response:**

The FRU callouts are calculated at the time of the failure. See the error log for the actual replacement strategy.

---

**BC110509****Explanation:**

During processor/memory subsystem initialization, an error was encountered: IStep failed and HW deconfigured. Looped back to an earlier istep (Reconfigure loop).

**Response:**

The FRU callouts are calculated at the time of the failure. See the error log for the actual replacement strategy.

---

**BC11050A**

**Explanation:**

A hardware error occurred during the IPL. See previous logs for details.

**Response:**

The FRU callouts are calculated at the time of the failure. See the error log for the actual replacement strategy.

---

**BC11050B**

**Explanation:**

During processor/memory subsystem initialization, an error was encountered: Received shutdown request from service processor.

**Response:**

The FRU callouts are calculated at the time of the failure. See the error log for the actual replacement strategy.

---

**BC11050C**

**Explanation:**

A problem occurred during the IPL of the system.

**Response:**

The FRU callouts are calculated at the time of the failure. See the error log for the actual replacement strategy.

---

**BC11050D**

**Explanation:**

During processor/memory subsystem initialization, an error was encountered: Istep messaged received by non-master node.

**Response:**

The FRU callouts are calculated at the time of the failure. See the error log for the actual replacement strategy.

---

**BC11050F**

**Explanation:**

A reconfigure loop is being induced for testing purposes.

**Response:**

The FRU callouts are calculated at the time of the failure. See the error log for the actual replacement strategy.

---

**BC110510**

**Explanation:**

During processor/memory subsystem initialization, an error was encountered: Received shutdown request due to deconfigure outside of reconfig loop.

**Response:**

The FRU callouts are calculated at the time of the failure. See the error log for the actual replacement strategy.

---

**BC110511**

**Explanation:**

An internal firmware error occurred.

**Response:**

The FRU callouts are calculated at the time of the failure. See the error log for the actual replacement strategy.

---

**BC110512**

**Explanation:**

Node is no longer accepting istep requests.

**Response:**

The FRU callouts are calculated at the time of the failure. See the error log for the actual replacement strategy.

---

**BC110516**

**Explanation:**

Firmware error during boot.

**Response:**

The FRU callouts are calculated at the time of the failure. See the error log for the actual replacement strategy.

---

**BC110601**

**Explanation:**

A problem occurred while accessing the boot flash.

**Response:**

The FRU callouts are calculated at the time of the failure. See the error log for the actual replacement strategy.

---

**BC110602**

**Explanation:**

A problem occurred while accessing the boot flash.

**Response:**

The FRU callouts are calculated at the time of the failure. See the error log for the actual replacement strategy.

---

**BC110603**

**Explanation:**

During processor/memory subsystem initialization, an error was encountered: invalid section passed to flush.



**Response:**

The FRU callouts are calculated at the time of the failure. See the error log for the actual replacement strategy.

---

**BC110604****Explanation:**

A problem occurred while accessing the boot flash.

**Response:**

The FRU callouts are calculated at the time of the failure. See the error log for the actual replacement strategy.

---

**BC110605****Explanation:**

Processor NOR flash: A problem occurred while accessing the boot flash.

**Response:**

The FRU callouts are calculated at the time of the failure. See the error log for the actual replacement strategy.

---

**BC110606****Explanation:**

A problem occurred while accessing the boot flash.

**Response:**

The FRU callouts are calculated at the time of the failure. See the error log for the actual replacement strategy.

---

**BC110607****Explanation:**

Firmware error accessing flash during IPL.

**Response:**

The FRU callouts are calculated at the time of the failure. See the error log for the actual replacement strategy.

---

**BC110608****Explanation:**

LPC bus error communicating with the BMC.

**Response:**

The FRU callouts are calculated at the time of the failure. See the error log for the actual replacement strategy.

---

**BC110609****Explanation:**

A problem occurred while accessing the boot flash.

**Response:**

The FRU callouts are calculated at the time of the failure. See the error log for the actual replacement strategy.

---

**BC11060B****Explanation:**

Hardware error accessing flash during IPL.

**Response:**

The FRU callouts are calculated at the time of the failure. See the error log for the actual replacement strategy.

---

**BC11060C****Explanation:**

Fail verifying Flash File System (FFS) Header on Master Candidate Processor NOR flash Table of Contents

**Response:**

The FRU callouts are calculated at the time of the failure. See the error log for the actual replacement strategy.

---

**BC110610****Explanation:**

A problem occurred while accessing the boot flash.

**Response:**

The FRU callouts are calculated at the time of the failure. See the error log for the actual replacement strategy.

---

**BC110614****Explanation:**

Firmware error accessing flash during IPL.

**Response:**

The FRU callouts are calculated at the time of the failure. See the error log for the actual replacement strategy.

---

**BC110615****Explanation:**

BMC not responding while accessing the flash.

**Response:**

The FRU callouts are calculated at the time of the failure. See the error log for the actual replacement strategy.

---

**BC110616****Explanation:**

Error accessing system firmware flash.

**Response:**

The FRU callouts are calculated at the time of the failure. See the error log for the actual replacement strategy.

---

**BC110617****Explanation:**

Error accessing system firmware flash.

**Response:**

The FRU callouts are calculated at the time of the failure. See the error log for the actual replacement strategy.

---

**BC110619****Explanation:**

A problem occurred while reading Processor NOR flash partition table.

**Response:**

The FRU callouts are calculated at the time of the failure. See the error log for the actual replacement strategy.

---

**BC11061B****Explanation:**

During processor/memory subsystem initialization, an error was encountered: invalid section passed to getSectionInfo or section prohibited by secureboot.

**Response:**

The FRU callouts are calculated at the time of the failure. See the error log for the actual replacement strategy.

---

**BC11061C****Explanation:**

During processor/memory subsystem initialization, an error was encountered: Uncorrectable ECC.

**Response:**

The FRU callouts are calculated at the time of the failure. See the error log for the actual replacement strategy.

---

**BC11061D****Explanation:**

During processor/memory subsystem initialization, an error was encountered: section size is zero.

**Response:**

The FRU callouts are calculated at the time of the failure. See the error log for the actual replacement strategy.

---

**BC11061E****Explanation:**

Failed to remove pages.

**Response:**

The FRU callouts are calculated at the time of the failure. See the error log for the actual replacement strategy.

---

**BC11061F****Explanation:**

Error accessing system firmware flash.

**Response:**

The FRU callouts are calculated at the time of the failure. See the error log for the actual replacement strategy.

---

**BC110620****Explanation:**

Error accessing system firmware flash.

**Response:**

The FRU callouts are calculated at the time of the failure. See the error log for the actual replacement strategy.

---

**BC110621****Explanation:**

During processor/memory subsystem initialization, an error was encountered: Non ECC protected section is passed to fixECC.

**Response:**

The FRU callouts are calculated at the time of the failure. See the error log for the actual replacement strategy.

---

**BC110622****Explanation:**

A problem occurred while reading Processor NOR flash partition table.

**Response:**

The FRU callouts are calculated at the time of the failure. See the error log for the actual replacement strategy.

---

**BC110623****Explanation:**

A problem occurred while reading Processor NOR flash partition table.

**Response:**

The FRU callouts are calculated at the time of the failure. See the error log for the actual replacement strategy.

---

**BC110627****Explanation:**

A problem occurred while accessing the boot flash.

**Response:**

The FRU callouts are calculated at the time of the failure. See the error log for the actual replacement strategy.

---

**BC110629****Explanation:**

No valid Table of Contents (TOC) found for Processor NOR flash.

**Response:**

The FRU callouts are calculated at the time of the failure. See the error log for the actual replacement strategy.

---

**BC11062A****Explanation:**

Error accessing system firmware flash.

**Response:**

The FRU callouts are calculated at the time of the failure. See the error log for the actual replacement strategy.

---

**BC11062B****Explanation:**

A problem occurred while reading Processor NOR flash partition table.

**Response:**

The FRU callouts are calculated at the time of the failure. See the error log for the actual replacement strategy.

---

**BC11062C****Explanation:**

A problem occurred while reading Processor NOR flash partition table.

**Response:**

The FRU callouts are calculated at the time of the failure. See the error log for the actual replacement strategy.

---

**BC11062D****Explanation:**

A problem occurred while reading Processor NOR flash partition table.

**Response:**

The FRU callouts are calculated at the time of the failure. See the error log for the actual replacement strategy.

---

**BC11062F****Explanation:**

Firmware level mismatch.

**Response:**

The FRU callouts are calculated at the time of the failure. See the error log for the actual replacement strategy.

---

**BC110630****Explanation:**

Secureboot key transition failure.

**Response:**

The FRU callouts are calculated at the time of the failure. See the error log for the actual replacement strategy.

---

**BC110631****Explanation:**

Firmware Error.

**Response:**

The FRU callouts are calculated at the time of the failure. See the error log for the actual replacement strategy.

---

**BC110632****Explanation:**

BMC not responding while accessing the flash.

**Response:**

The FRU callouts are calculated at the time of the failure. See the error log for the actual replacement strategy.

---

**BC110633****Explanation:**

BMC not responding while accessing the flash.

**Response:**

The FRU callouts are calculated at the time of the failure. See the error log for the actual replacement strategy.

---

**BC110634****Explanation:**

Security failure: unable to securely load requested firmware.

**Response:**

The FRU callouts are calculated at the time of the failure. See the error log for the actual replacement strategy.

---

**BC110635****Explanation:**

A problem occurred within the security subsystem.

**Response:**

The FRU callouts are calculated at the time of the failure. See the error log for the actual replacement strategy.

---

**BC110636****Explanation:**

A problem occurred within the security subsystem.

**Response:**

The FRU callouts are calculated at the time of the failure. See the error log for the actual replacement strategy.

---

**BC110637****Explanation:**

A problem occurred within the security subsystem.

**Response:**

The FRU callouts are calculated at the time of the failure. See the error log for the actual replacement strategy.

---

**BC110638****Explanation:**

Failure in security subsystem.

**Response:**

The FRU callouts are calculated at the time of the failure. See the error log for the actual replacement strategy.

---

**BC110639****Explanation:**

Platform Security Error.

**Response:**

The FRU callouts are calculated at the time of the failure. See the error log for the actual replacement strategy.

---

**BC11063A****Explanation:**

Failure in security subsystem.

**Response:**

The FRU callouts are calculated at the time of the failure. See the error log for the actual replacement strategy.

---

**BC11063B****Explanation:**

Failure in security subsystem.

**Response:**

The FRU callouts are calculated at the time of the failure. See the error log for the actual replacement strategy.

---

**BC11063C****Explanation:**

Failure in security subsystem.

**Response:**

The FRU callouts are calculated at the time of the failure. See the error log for the actual replacement strategy.

---

**BC11063D****Explanation:**

A problem occurred while reading Processor NOR flash partition table.

**Response:**

The FRU callouts are calculated at the time of the failure. See the error log for the actual replacement strategy.

---

**BC110702****Explanation:**

A problem occurred during the IPL of the system.

**Response:**

The FRU callouts are calculated at the time of the failure. See the error log for the actual replacement strategy.

---

**BC110703****Explanation:**

During processor/memory subsystem initialization, an error was encountered: Timed out waiting for data in FIFO to read.

**Response:**

The FRU callouts are calculated at the time of the failure. See the error log for the actual replacement strategy.

---

**BC110705****Explanation:**

During processor/memory subsystem initialization, an error was encountered: Timed out waiting for command complete.

**Response:**

The FRU callouts are calculated at the time of the failure. See the error log for the actual replacement strategy.

---

**BC110706****Explanation:**

A problem occurred during the IPL of the system: An error was found in the I2C status register.

**Response:**

The FRU callouts are calculated at the time of the failure. See the error log for the actual replacement strategy.

---

**BC110707****Explanation:**

During processor/memory subsystem initialization, an error was encountered: Master Sentinel chip was used as a target for an I2C operation. This is not permitted.

**Response:**

The FRU callouts are calculated at the time of the failure. See the error log for the actual replacement strategy.

---

**BC11070A****Explanation:**

I2C configuration data missing.

**Response:**

The FRU callouts are calculated at the time of the failure. See the error log for the actual replacement strategy.

---

**BC11070B****Explanation:**

A problem occurred during the IPL of the system: A NACK error was found in the I2C Status register.

**Response:**

The FRU callouts are calculated at the time of the failure. See the error log for the actual replacement strategy.

---

**BC11070C**

**Explanation:**

A problem occurred during the IPL of the system: A Bus Arbitration Lost error was found in the I2C status register.

**Response:**

The FRU callouts are calculated at the time of the failure. See the error log for the actual replacement strategy.

---

**BC11070D**

**Explanation:**

During processor/memory subsystem initialization, an error was encountered: I2C read/write interface not linked.

**Response:**

The FRU callouts are calculated at the time of the failure. See the error log for the actual replacement strategy.

---

**BC11070E**

**Explanation:**

During processor/memory subsystem initialization, an error was encountered: I2C access error.

**Response:**

The FRU callouts are calculated at the time of the failure. See the error log for the actual replacement strategy.

---

**BC11070F**

**Explanation:**

During processor/memory subsystem initialization, an error was encountered: I2C offset length is invalid.

**Response:**

The FRU callouts are calculated at the time of the failure. See the error log for the actual replacement strategy.

---

**BC110710**

**Explanation:**

During processor/memory subsystem initialization, an error was encountered: There was an error retrieving the EEPROM page mutex for this i2c master engine.

**Response:**

The FRU callouts are calculated at the time of the failure. See the error log for the actual replacement strategy.

---

**BC110711**

**Explanation:**

During processor/memory subsystem initialization, an error was encountered: There was a request for an invalid EEPROM page.

**Response:**

The FRU callouts are calculated at the time of the failure. See the error log for the actual replacement strategy.

---

**BC110712**

**Explanation:**

During processor/memory subsystem initialization, an error was encountered: I2C master encountered an error while trying to unlock the eepromPage.

**Response:**

The FRU callouts are calculated at the time of the failure. See the error log for the actual replacement strategy.

---

**BC110713**

**Explanation:**

A problem occurred during the IPL of the system.

**Response:**

The FRU callouts are calculated at the time of the failure. See the error log for the actual replacement strategy.

---

**BC110714**

**Explanation:**

Unexpected boot firmware error.

**Response:**

The FRU callouts are calculated at the time of the failure. See the error log for the actual replacement strategy.

---

**BC110715**

**Explanation:**

Unexpected boot firmware error.

**Response:**

The FRU callouts are calculated at the time of the failure. See the error log for the actual replacement strategy.

---

**BC110716**

**Explanation:**

Firmware error during boot.

**Response:**

The FRU callouts are calculated at the time of the failure. See the error log for the actual replacement strategy.

---

**BC110717**

**Explanation:**

Firmware error during boot.

**Response:**

The FRU callouts are calculated at the time of the failure. See the error log for the actual replacement strategy.

---

**BC110718**

**Explanation:**

Unexpected firmware error.

**Response:**

The FRU callouts are calculated at the time of the failure. See the error log for the actual replacement strategy.

---

**BC110719**

**Explanation:**

Unexpected firmware error.

**Response:**

The FRU callouts are calculated at the time of the failure. See the error log for the actual replacement strategy.

---

**BC11071A**

**Explanation:**

Unexpected firmware error.

**Response:**

The FRU callouts are calculated at the time of the failure. See the error log for the actual replacement strategy.

---

**BC11071B**

**Explanation:**

Unexpected firmware error.

**Response:**

The FRU callouts are calculated at the time of the failure. See the error log for the actual replacement strategy.

---

**BC11071C**

**Explanation:**

Unexpected firmware error.

**Response:**

The FRU callouts are calculated at the time of the failure. See the error log for the actual replacement strategy.

---

**BC11071D**

**Explanation:**

Unexpected firmware error.

**Response:**

The FRU callouts are calculated at the time of the failure. See the error log for the actual replacement strategy.

---

**BC110801**

**Explanation:**

During processor/memory subsystem initialization, an error was encountered: Could not load/unload module.

**Response:**

The FRU callouts are calculated at the time of the failure. See the error log for the actual replacement strategy.

---

**BC110803**

**Explanation:**

During processor/memory subsystem initialization, an error was encountered: Could not allocate virtual memory.

**Response:**

The FRU callouts are calculated at the time of the failure. See the error log for the actual replacement strategy.

---

**BC110804**

**Explanation:**

During processor/memory subsystem initialization, an error was encountered: Could not set permissions on virtual memory.

**Response:**

The FRU callouts are calculated at the time of the failure. See the error log for the actual replacement strategy.

---

**BC110805**

**Explanation:**

During processor/memory subsystem initialization, an error was encountered: Module does not exist.

**Response:**

The FRU callouts are calculated at the time of the failure. See the error log for the actual replacement strategy.

---

**BC110806**

**Explanation:**

During processor/memory subsystem initialization, an error was encountered: Module is not a data module.

**Response:**

The FRU callouts are calculated at the time of the failure. See the error log for the actual replacement strategy.

---

**BC110807**

**Explanation:**

A problem was detected during the IPL of the system: Task crashed.

**Response:**

The FRU callouts are calculated at the time of the failure. See the error log for the actual replacement strategy.

---

---

**BC110808****Explanation:**

Corrupted flash image or firmware error during system boot.

**Response:**

The FRU callouts are calculated at the time of the failure. See the error log for the actual replacement strategy.

---

**BC110901****Explanation:**

A problem was detected during the IPL of the system: A hardware initialization procedure requested an invalid attribute.

**Response:**

The FRU callouts are calculated at the time of the failure. See the error log for the actual replacement strategy.

---

**BC110902****Explanation:**

During processor/memory subsystem initialization, an error was encountered: Request for EC features on an attribute without EC features.

**Response:**

The FRU callouts are calculated at the time of the failure. See the error log for the actual replacement strategy.

---

**BC110907****Explanation:**

Internal firmware error.

**Response:**

The FRU callouts are calculated at the time of the failure. See the error log for the actual replacement strategy.

---

**BC110908****Explanation:**

Firmware Error.

**Response:**

The FRU callouts are calculated at the time of the failure. See the error log for the actual replacement strategy.

---

**BC110909****Explanation:**

Firmware Error.

**Response:**

The FRU callouts are calculated at the time of the failure. See the error log for the actual replacement strategy.

---

**BC11090A****Explanation:**

Firmware Error.

**Response:**

The FRU callouts are calculated at the time of the failure. See the error log for the actual replacement strategy.

---

**BC11090D****Explanation:**

Firmware error during IPL.

**Response:**

The FRU callouts are calculated at the time of the failure. See the error log for the actual replacement strategy.

---

**BC11090E****Explanation:**

Firmware error during IPL.

**Response:**

The FRU callouts are calculated at the time of the failure. See the error log for the actual replacement strategy.

---

**BC11090F****Explanation:**

Error initializing processor/memory subsystem during boot. See FRU list for repair actions.

**Response:**

The FRU callouts are calculated at the time of the failure. See the error log for the actual replacement strategy.

---

**BC110910****Explanation:**

Firmware error during IPL.

**Response:**

The FRU callouts are calculated at the time of the failure. See the error log for the actual replacement strategy.

---

**BC110911****Explanation:**

Firmware error during IPL.

**Response:**

The FRU callouts are calculated at the time of the failure. See the error log for the actual replacement strategy.

---

**BC110924****Explanation:**

Error unmapping memory section.

**Response:**

The FRU callouts are calculated at the time of the failure. See the error log for the actual replacement strategy.

---

**BC110925****Explanation:**

During processor/memory subsystem initialization, an error was encountered: The hwsv returned a message where the extra data was null. This should not happen so need to tell HostBoot to stop the ipl.

**Response:**

The FRU callouts are calculated at the time of the failure. See the error log for the actual replacement strategy.

---

**BC110926****Explanation:**

During processor/memory subsystem initialization, an error was encountered: The hwsv found an error while processing the message so it sent an error message back to indicate to HostBoot to stop the IPL. Userdata1 will have the error PLID from hwsv's errorlog.

**Response:**

The FRU callouts are calculated at the time of the failure. See the error log for the actual replacement strategy.

---

**BC110927****Explanation:**

During processor/memory subsystem initialization, an error was encountered: The hwsv returned a message where there was an error when the powr function was called. userdata1 contains the errorlog plid from hwsv generated by the powr function.

**Response:**

The FRU callouts are calculated at the time of the failure. See the error log for the actual replacement strategy.

---

**BC110928****Explanation:**

During processor/memory subsystem initialization, an error was encountered: HB got an incorrect type message. HB did not provide the correct message type in the istep. Userdata shows the message type passed.

**Response:**

The FRU callouts are calculated at the time of the failure. See the error log for the actual replacement strategy.

---

**BC11092A****Explanation:**

During processor/memory subsystem initialization, an error was encountered: messages from other nodes have not returned in time.

**Response:**

The FRU callouts are calculated at the time of the failure. See the error log for the actual replacement strategy.

---

**BC11092B****Explanation:**

During processor/memory subsystem initialization, an error was encountered: host coalesce host timer thread failed.

**Response:**

The FRU callouts are calculated at the time of the failure. See the error log for the actual replacement strategy.

---

**BC110930****Explanation:**

Read/write requested while in DISABLE\_DRAM\_REPAIRS mode found extra bad bits set for DIMM.

**Response:**

The FRU callouts are calculated at the time of the failure. See the error log for the actual replacement strategy.

---

**BC110931****Explanation:**

A problem occurred during the IPL of the system.

**Response:**

The FRU callouts are calculated at the time of the failure. See the error log for the actual replacement strategy.

---

**BC110932****Explanation:**

A problem occurred during the IPL of the system.

**Response:**

The FRU callouts are calculated at the time of the failure. See the error log for the actual replacement strategy.

---

**BC11093E****Explanation:**

Error uncompressing payload image from boot flash.

**Response:**

The FRU callouts are calculated at the time of the failure. See the error log for the actual replacement strategy.

---

**BC110A01****Explanation:**

An internal function called the FSI device driver with an improper data length.

**Response:**



The FRU callouts are calculated at the time of the failure. See the error log for the actual replacement strategy.

---

**BC110A03****Explanation:**

A problem occurred during the IPL of the system.

**Response:**

The FRU callouts are calculated at the time of the failure. See the error log for the actual replacement strategy.

---

**BC110A04****Explanation:**

A problem occurred during the IPL of the system.

**Response:**

The FRU callouts are calculated at the time of the failure. See the error log for the actual replacement strategy.

---

**BC110A06****Explanation:**

A problem occurred during the IPL of the system.

**Response:**

The FRU callouts are calculated at the time of the failure. See the error log for the actual replacement strategy.

---

**BC110A08****Explanation:**

A problem occurred during the IPL of the system.

**Response:**

The FRU callouts are calculated at the time of the failure. See the error log for the actual replacement strategy.

---

**BC110A09****Explanation:**

A problem occurred during the IPL of the system.

**Response:**

The FRU callouts are calculated at the time of the failure. See the error log for the actual replacement strategy.

---

**BC110A0A****Explanation:**

A problem occurred during the IPL of the system.

**Response:**

The FRU callouts are calculated at the time of the failure. See the error log for the actual replacement strategy.

---

**BC110A0B****Explanation:**

A problem occurred during the IPL of the system.

**Response:**

The FRU callouts are calculated at the time of the failure. See the error log for the actual replacement strategy.

---

**BC110A0C****Explanation:**

A problem occurred during the IPL of the system.

**Response:**

The FRU callouts are calculated at the time of the failure. See the error log for the actual replacement strategy.

---

**BC110A0D****Explanation:**

A problem occurred during the IPL of the system.

**Response:**

The FRU callouts are calculated at the time of the failure. See the error log for the actual replacement strategy.

---

**BC110A0E****Explanation:**

A problem occurred during the IPL of the system.

**Response:**

The FRU callouts are calculated at the time of the failure. See the error log for the actual replacement strategy.

---

**BC110A0F****Explanation:**

FSI and MVPD do not agree.

**Response:**

The FRU callouts are calculated at the time of the failure. See the error log for the actual replacement strategy.

---

**BC110A10****Explanation:**

FSI and CVPD do not agree.

**Response:**

The FRU callouts are calculated at the time of the failure. See the error log for the actual replacement strategy.

---

**BC110A11****Explanation:**

A problem occurred during the IPL of the system.

**Response:**

The FRU callouts are calculated at the time of the failure. See the error log for the actual replacement strategy.

---

**BC110A12****Explanation:**

A problem occurred during the IPL of the system.

**Response:**

The FRU callouts are calculated at the time of the failure. See the error log for the actual replacement strategy.

---

**BC110B02**

**Explanation:**

Invalid configuration data in firmware Processor NOR flash.

**Response:**

The FRU callouts are calculated at the time of the failure. See the error log for the actual replacement strategy.

---

**BC110B03**

**Explanation:**

Kernel failed to block memory.

**Response:**

The FRU callouts are calculated at the time of the failure. See the error log for the actual replacement strategy.

---

**BC110B04**

**Explanation:**

Kernel failed to set permissions on virtual memory block.

**Response:**

The FRU callouts are calculated at the time of the failure. See the error log for the actual replacement strategy.

---

**BC110B05**

**Explanation:**

Attribute Resource Provider failed to handle request.

**Response:**

The FRU callouts are calculated at the time of the failure. See the error log for the actual replacement strategy.

---

**BC110B06**

**Explanation:**

FW error, unexpected Attribute section type.

**Response:**

The FRU callouts are calculated at the time of the failure. See the error log for the actual replacement strategy.

---

**BC110B07**

**Explanation:**

A problem occurred during the IPL of the system: Attributes were not fully synchronized between the host firmware and service processor.

**Response:**

The FRU callouts are calculated at the time of the failure. See the error log for the actual replacement strategy.

---

**BC110B08**

**Explanation:**

During processor/memory subsystem initialization, an error was encountered: The attribute synchronization code on the service processor side was unable to fulfill the sync to HostBoot request.

**Response:**

The FRU callouts are calculated at the time of the failure. See the error log for the actual replacement strategy.

---

**BC110B09**

**Explanation:**

During processor/memory subsystem initialization, an error was encountered: The attribute synchronization from the service processor failed.

**Response:**

The FRU callouts are calculated at the time of the failure. See the error log for the actual replacement strategy.

---

**BC110B0C**

**Explanation:**

During processor/memory subsystem initialization, an error was encountered: Targeting target's type not supported by runtime code.

**Response:**

The FRU callouts are calculated at the time of the failure. See the error log for the actual replacement strategy.

---

**BC110B0D**

**Explanation:**

Invalid configuration data in firmware Processor NOR flash.

**Response:**

The FRU callouts are calculated at the time of the failure. See the error log for the actual replacement strategy.

---

**BC110B0E**

**Explanation:**

Invalid configuration data in firmware Processor NOR flash.

**Response:**

The FRU callouts are calculated at the time of the failure. See the error log for the actual replacement strategy.

---

**BC110B0F**

**Explanation:**

During processor/memory subsystem initialization, an error was encountered: Failure applying given attribute override on given target.

**Response:**

The FRU callouts are calculated at the time of the failure. See the error log for the actual replacement strategy.

---

**BC110B10**

**Explanation:**

During processor/memory subsystem initialization, an error was encountered: Given target does not have given attribute to apply override.

**Response:**

The FRU callouts are calculated at the time of the failure. See the error log for the actual replacement strategy.

---

**BC110B11**

**Explanation:**

Invalid configuration data in firmware Processor NOR flash.

**Response:**

The FRU callouts are calculated at the time of the failure. See the error log for the actual replacement strategy.

---

**BC110B12**

**Explanation:**

Invalid configuration data in firmware Processor NOR flash.

**Response:**

The FRU callouts are calculated at the time of the failure. See the error log for the actual replacement strategy.

---

**BC110B13**

**Explanation:**

Kernel failed to block map memory.

**Response:**

The FRU callouts are calculated at the time of the failure. See the error log for the actual replacement strategy.

---

**BC110B15**

**Explanation:**

Kernel failed to unblock mapped memory.

**Response:**

The FRU callouts are calculated at the time of the failure. See the error log for the actual replacement strategy.

---

**BC110B16**

**Explanation:**

Unexpected internal firmware error.

**Response:**

The FRU callouts are calculated at the time of the failure. See the error log for the actual replacement strategy.

---

**BC110B17**

**Explanation:**

Unexpected internal firmware error.

**Response:**

The FRU callouts are calculated at the time of the failure. See the error log for the actual replacement strategy.

---

**BC110B19**

**Explanation:**

Unsupported override configuration data.

**Response:**

The FRU callouts are calculated at the time of the failure. See the error log for the actual replacement strategy.

---

**BC110B1A**

**Explanation:**

Unexpected boot firmware failure.

**Response:**

The FRU callouts are calculated at the time of the failure. See the error log for the actual replacement strategy.

---

**BC110B1B**

**Explanation:**

Tolerated boot firmware error occurred.

**Response:**

The FRU callouts are calculated at the time of the failure. See the error log for the actual replacement strategy.

---

**BC110B80**

**Explanation:**

During processor/memory subsystem initialization, an error was encountered: The caller passed an invalid node target to find the master proc handle.

**Response:**

The FRU callouts are calculated at the time of the failure. See the error log for the actual replacement strategy.

---

**BC110B81**

**Explanation:**

During processor/memory subsystem initialization, an error was encountered: The caller passed an invalid node target to find the master proc handle.

**Response:**

The FRU callouts are calculated at the time of the failure. See the error log for the actual replacement strategy.

---

**BC110B82****Explanation:**

Internal firmware error applying custom configuration settings.

**Response:**

The FRU callouts are calculated at the time of the failure. See the error log for the actual replacement strategy.

---

**BC110B83****Explanation:**

Firmware error doing code update.

**Response:**

The FRU callouts are calculated at the time of the failure. See the error log for the actual replacement strategy.

---

**BC110B84****Explanation:**

Firmware error doing code update.

**Response:**

The FRU callouts are calculated at the time of the failure. See the error log for the actual replacement strategy.

---

**BC110B85****Explanation:**

Firmware error doing code update.

**Response:**

The FRU callouts are calculated at the time of the failure. See the error log for the actual replacement strategy.

---

**BC110B86****Explanation:**

Firmware error doing code update.

**Response:**

The FRU callouts are calculated at the time of the failure. See the error log for the actual replacement strategy.

---

**BC110B87****Explanation:**

Firmware error doing code update.

**Response:**

The FRU callouts are calculated at the time of the failure. See the error log for the actual replacement strategy.

---

**BC110B88****Explanation:**

Firmware error doing code update.

**Response:**

The FRU callouts are calculated at the time of the failure. See the error log for the actual replacement strategy.

---

**BC110B89****Explanation:**

Attempted to perform an invalid attribute look up.

**Response:**

The FRU callouts are calculated at the time of the failure. See the error log for the actual replacement strategy.

---

**BC110B8A****Explanation:**

A problem occurred during the IPL of the system. Expected resource was not indicated to be present.

**Response:**

The FRU callouts are calculated at the time of the failure. See the error log for the actual replacement strategy.

---

**BC110B8B****Explanation:**

During processor/memory subsystem initialization, an error was encountered: Error: Failed to translate common association address to platform address.

**Response:**

The FRU callouts are calculated at the time of the failure. See the error log for the actual replacement strategy.

---

**BC110B8C****Explanation:**

During processor/memory subsystem initialization, an error was encountered: Error: No free association entry to set.

**Response:**

The FRU callouts are calculated at the time of the failure. See the error log for the actual replacement strategy.

---

**BC110C01****Explanation:**

During processor/memory subsystem initialization, an error was encountered: Attempt to deconfigure a target that is not deconfigurable or not present.

**Response:**

The FRU callouts are calculated at the time of the failure. See the error log for the actual replacement strategy.

---

**BC110C03****Explanation:**

During processor/memory subsystem initialization, an error was encountered: Invalid target encountered in processing of HW callout.

**Response:**

The FRU callouts are calculated at the time of the failure. See the error log for the actual replacement strategy.

---

**BC110C04**

**Explanation:**

During processor/memory subsystem initialization, an error was encountered: Insufficient hardware to continue.

**Response:**

The FRU callouts are calculated at the time of the failure. See the error log for the actual replacement strategy.

---

**BC110C05**

**Explanation:**

A problem occurred during the IPL of the system: No functional processor cores were found on the master processor.

**Response:**

The FRU callouts are calculated at the time of the failure. See the error log for the actual replacement strategy.

---

**BC110C06**

**Explanation:**

A problem occurred during the IPL of the system: Found no functional dimm cards.

**Response:**

The FRU callouts are calculated at the time of the failure. See the error log for the actual replacement strategy.

---

**BC110C07**

**Explanation:**

A problem occurred during the IPL of the system: No functional master processor was found on this node.

**Response:**

The FRU callouts are calculated at the time of the failure. See the error log for the actual replacement strategy.

---

**BC110C08**

**Explanation:**

A problem occurred during the IPL of the system: No functional nodes were found on the system.

**Response:**

The FRU callouts are calculated at the time of the failure. See the error log for the actual replacement strategy.

---

**BC110C09**

**Explanation:**

A problem occurred during the IPL of the system: Found no functional dimm cards.

**Response:**

The FRU callouts are calculated at the time of the failure. See the error log for the actual replacement strategy.

---

**BC110C0A**

**Explanation:**

A previously discovered hardware issue is being ignored to allow the system to boot.

**Response:**

The FRU callouts are calculated at the time of the failure. See the error log for the actual replacement strategy.

---

**BC110C0B**

**Explanation:**

A problem occurred during the IPL of the system: A critical resource was found to be deconfigured.

**Response:**

The FRU callouts are calculated at the time of the failure. See the error log for the actual replacement strategy.

---

**BC110C0C**

**Explanation:**

A problem occurred during the IPL of the system: Found no functional dimm cards.

**Response:**

The FRU callouts are calculated at the time of the failure. See the error log for the actual replacement strategy.

---

**BC110C0E**

**Explanation:**

Insufficient hardware to continue IPL.

**Response:**

The FRU callouts are calculated at the time of the failure. See the error log for the actual replacement strategy.

---

**BC110C0F**

**Explanation:**

Incompatible Processor Chip Levels.

**Response:**

The FRU callouts are calculated at the time of the failure. See the error log for the actual replacement strategy.

---

**BC110C10**

**Explanation:**

Incompatible Processor Chip Levels.

**Response:**

The FRU callouts are calculated at the time of the failure. See the error log for the actual replacement strategy.

---

**BC110C11**

**Explanation:**

Host firmware encountered an internal error.

**Response:**

The FRU callouts are calculated at the time of the failure. See the error log for the actual replacement strategy.

---

**BC110C12**

**Explanation:**

Host firmware encountered an internal error.

**Response:**

The FRU callouts are calculated at the time of the failure. See the error log for the actual replacement strategy.

---

**BC110C13**

**Explanation:**

Host Firmware encountered an internal error.

**Response:**

The FRU callouts are calculated at the time of the failure. See the error log for the actual replacement strategy.

---

**BC110C14**

**Explanation:**

A problem occurred during the IPL of the system: Found too many obus links.

**Response:**

The FRU callouts are calculated at the time of the failure. See the error log for the actual replacement strategy.

---

**BC110C15**

**Explanation:**

A problem occurred during the IPL of the system: No memory found.

**Response:**

The FRU callouts are calculated at the time of the failure. See the error log for the actual replacement strategy.

---

**BC110C16**

**Explanation:**

A problem occurred during IPL of the system: Internal Firmware Error.

**Response:**

The FRU callouts are calculated at the time of the failure. See the error log for the actual replacement strategy.

---

**BC110C19**

**Explanation:**

A problem occurred during IPL of the system: Internal Firmware Error.

**Response:**

The FRU callouts are calculated at the time of the failure. See the error log for the actual replacement strategy.

---

**BC110C1A**

**Explanation:**

An issue occurred during IPL of the system: Internal Firmware Error.

**Response:**

The FRU callouts are calculated at the time of the failure. See the error log for the actual replacement strategy.

---

**BC110C1B**

**Explanation:**

Incompatible Processor Chip Levels.

**Response:**

The FRU callouts are calculated at the time of the failure. See the error log for the actual replacement strategy.

---

**BC110C1C**

**Explanation:**

Incompatible Processor Chip Levels.

**Response:**

The FRU callouts are calculated at the time of the failure. See the error log for the actual replacement strategy.

---

**BC110C1D**

**Explanation:**

Incompatible Processor Chip Levels.

**Response:**

The FRU callouts are calculated at the time of the failure. See the error log for the actual replacement strategy.

---

**BC110C81**

**Explanation:**

A problem occurred during the IPL of the system. Attempt to create a deconfiguration record for a target that is not deconfigurable or not present.

**Response:**

The FRU callouts are calculated at the time of the failure. See the error log for the actual replacement strategy.

---

**BC110C82****Explanation:**

A problem occurred during the IPL of the system. Attempt to create a deconfiguration record for a target, but the deconfiguration repository is full.

**Response:**

The FRU callouts are calculated at the time of the failure. See the error log for the actual replacement strategy.

---

**BC110C83****Explanation:**

Invalid chipid from hardware (all FFs).

**Response:**

The FRU callouts are calculated at the time of the failure. See the error log for the actual replacement strategy.

---

**BC110C84****Explanation:**

Invalid Lx keyword.

**Response:**

The FRU callouts are calculated at the time of the failure. See the error log for the actual replacement strategy.

---

**BC110C85****Explanation:**

Bad MCA target.

**Response:**

The FRU callouts are calculated at the time of the failure. See the error log for the actual replacement strategy.

---

**BC110C86****Explanation:**

During processor/memory subsystem initialization, an error was encountered: Post de-configuration of target failed.

**Response:**

The FRU callouts are calculated at the time of the failure. See the error log for the actual replacement strategy.

---

**BC110C87****Explanation:**

During processor/memory subsystem initialization, an error was encountered: Post de-configuration of target failed.

**Response:**

The FRU callouts are calculated at the time of the failure. See the error log for the actual replacement strategy.

---

---

**BC110C88****Explanation:**

Insufficient DIMM resources.

**Response:**

The FRU callouts are calculated at the time of the failure. See the error log for the actual replacement strategy.

---

**BC110D01****Explanation:**

A problem occurred during the IPL of the system: Error returned from SCOM engine after write.

**Response:**

The FRU callouts are calculated at the time of the failure. See the error log for the actual replacement strategy.

---

**BC110D02****Explanation:**

A problem occurred during the IPL of the system: Error returned from SCOM engine after read.

**Response:**

The FRU callouts are calculated at the time of the failure. See the error log for the actual replacement strategy.

---

**BC110D03****Explanation:**

During processor/memory subsystem initialization, an error was encountered: Multi-SCOM read did not return correct SCOMs.

**Response:**

The FRU callouts are calculated at the time of the failure. See the error log for the actual replacement strategy.

---

**BC110D04****Explanation:**

A problem occurred during the IPL of the system: Invalid address on a SCOM operation.

**Response:**

The FRU callouts are calculated at the time of the failure. See the error log for the actual replacement strategy.

---

**BC110D05****Explanation:**

A problem occurred during the IPL of the system: Unsupported SCOM operation type.

**Response:**

The FRU callouts are calculated at the time of the failure. See the error log for the actual replacement strategy.

---

---

**BC110D06****Explanation:**

During processor/memory subsystem initialization, an error was encountered: Hypervisor firmware request interface not linked.

**Response:**

The FRU callouts are calculated at the time of the failure. See the error log for the actual replacement strategy.

---

**BC110D07****Explanation:**

During processor/memory subsystem initialization, an error was encountered: Unable to allocate firmware request messages.

**Response:**

The FRU callouts are calculated at the time of the failure. See the error log for the actual replacement strategy.

---

**BC110E01****Explanation:**

During processor/memory subsystem initialization, an error was encountered: Invalid operation type.

**Response:**

The FRU callouts are calculated at the time of the failure. See the error log for the actual replacement strategy.

---

**BC110E02****Explanation:**

A problem was detected during the IPL of the system: Device type not supported.

**Response:**

The FRU callouts are calculated at the time of the failure. See the error log for the actual replacement strategy.

---

**BC110E03****Explanation:**

During processor/memory subsystem initialization, an error was encountered: EEPROM attribute was not found.

**Response:**

The FRU callouts are calculated at the time of the failure. See the error log for the actual replacement strategy.

---

**BC110E04****Explanation:**

During processor/memory subsystem initialization, an error was encountered: Invalid EEPROM chip to access.

**Response:**

The FRU callouts are calculated at the time of the failure. See the error log for the actual replacement strategy.

---

**BC110E05****Explanation:**

During processor/memory subsystem initialization, an error was encountered: I2C master entity path doesn't exist.

**Response:**

The FRU callouts are calculated at the time of the failure. See the error log for the actual replacement strategy.

---

**BC110E06****Explanation:**

During processor/memory subsystem initialization, an error was encountered: I2C master path target is null.

**Response:**

The FRU callouts are calculated at the time of the failure. See the error log for the actual replacement strategy.

---

**BC110E07****Explanation:**

During processor/memory subsystem initialization, an error was encountered: Invalid address offset size.

**Response:**

The FRU callouts are calculated at the time of the failure. See the error log for the actual replacement strategy.

---

**BC110E08****Explanation:**

A problem occurred during the IPL of the system: I2C buffer offset is too large.

**Response:**

The FRU callouts are calculated at the time of the failure. See the error log for the actual replacement strategy.

---

**BC110E09****Explanation:**

During processor/memory subsystem initialization, an error was encountered: I2C write page size is zero.

**Response:**

The FRU callouts are calculated at the time of the failure. See the error log for the actual replacement strategy.

---

**BC110E0A****Explanation:**

During processor/memory subsystem initialization, an error was encountered: cacheEeprom mm\_remove\_pages FLUSH failed.

---



**Response:**

The FRU callouts are calculated at the time of the failure. See the error log for the actual replacement strategy.

---

**BC110E0B****Explanation:**

During processor/memory subsystem initialization, an error was encountered: cacheEeprom mm\_remove\_pages FLUSH failed.

**Response:**

The FRU callouts are calculated at the time of the failure. See the error log for the actual replacement strategy.

---

**BC110E0C****Explanation:**

During processor/memory subsystem initialization, an error was encountered: buildEepromRecordHeader invalid mux target.

**Response:**

The FRU callouts are calculated at the time of the failure. See the error log for the actual replacement strategy.

---

**BC110E0D****Explanation:**

Soft error in Firmware.

**Response:**

The FRU callouts are calculated at the time of the failure. See the error log for the actual replacement strategy.

---

**BC110E0E****Explanation:**

Firmware detected new part and is restarting.

**Response:**

The FRU callouts are calculated at the time of the failure. See the error log for the actual replacement strategy.

---

**BC110F01****Explanation:**

During processor/memory subsystem initialization, an error was encountered: Interrupt type already registered.

**Response:**

The FRU callouts are calculated at the time of the failure. See the error log for the actual replacement strategy.

---

**BC110F02****Explanation:**

During processor/memory subsystem initialization, an error was encountered: Interrupt resource provider not initialized yet.

**Response:**

The FRU callouts are calculated at the time of the failure. See the error log for the actual replacement strategy.

---

**BC110F03****Explanation:**

During processor/memory subsystem initialization, an error was encountered: Interrupt resource provider not initialized yet.

**Response:**

The FRU callouts are calculated at the time of the failure. See the error log for the actual replacement strategy.

---

**BC110F04****Explanation:**

During processor/memory subsystem initialization, an error was encountered: The virtual address is not a valid IO address.

**Response:**

The FRU callouts are calculated at the time of the failure. See the error log for the actual replacement strategy.

---

**BC110F07****Explanation:**

During processor/memory subsystem initialization, an error was encountered: Error mapping in memory.

**Response:**

The FRU callouts are calculated at the time of the failure. See the error log for the actual replacement strategy.

---

**BC110F08****Explanation:**

During processor/memory subsystem initialization, an error was encountered: Unexpected RC from issuing PSIH B EOI store.

**Response:**

The FRU callouts are calculated at the time of the failure. See the error log for the actual replacement strategy.

---

**BC110F09****Explanation:**

During processor/memory subsystem initialization, an error was encountered: Error unmasking interrupt source.

**Response:**

The FRU callouts are calculated at the time of the failure. See the error log for the actual replacement strategy.

---

**BC110F0C****Explanation:**

During processor/memory subsystem initialization, an error was encountered: Error encountered sending coalesce message to INTRP.

**Response:**

The FRU callouts are calculated at the time of the failure. See the error log for the actual replacement strategy.

---

**BC110F0D****Explanation:**

During processor/memory subsystem initialization, an error was encountered: Error encountered routing IPC message.

**Response:**

The FRU callouts are calculated at the time of the failure. See the error log for the actual replacement strategy.

---

**BC110F0E****Explanation:**

Error handling processor interrupts.

**Response:**

The FRU callouts are calculated at the time of the failure. See the error log for the actual replacement strategy.

---

**BC111001****Explanation:**

Service Processor Firmware couldn't detect any functional master processor required to boot the host.

**Response:**

The FRU callouts are calculated at the time of the failure. See the error log for the actual replacement strategy.

---

**BC111002****Explanation:**

During processor/memory subsystem initialization, an error was encountered: MDMT could not find a functional node.

**Response:**

The FRU callouts are calculated at the time of the failure. See the error log for the actual replacement strategy.

---

**BC111003****Explanation:**

Host failed to boot because there was a problem configuring Time Of Day on the Host processors.

**Response:**

The FRU callouts are calculated at the time of the failure. See the error log for the actual replacement strategy.

---

**BC111005****Explanation:**

Service Processor Firmware encountered an internal error.

**Response:**

The FRU callouts are calculated at the time of the failure. See the error log for the actual replacement strategy.

---

**BC111006****Explanation:**

During processor/memory subsystem initialization, an error was encountered: Error: Unsupported bus port was detected for the specified bus type. Possible Causes: Invalid bus configuration in targeting, or getBusPort method has not been updated to support all the possible port for a bus on a given system type. Resolution: Development team should be contacted.

**Response:**

The FRU callouts are calculated at the time of the failure. See the error log for the actual replacement strategy.

---

**BC111007****Explanation:**

Host failed to boot because there was a problem configuring Time Of Day on the Host processors.

**Response:**

The FRU callouts are calculated at the time of the failure. See the error log for the actual replacement strategy.

---

**BC111008****Explanation:**

Host failed to boot because there was a problem configuring Time Of Day on the Host processors.

**Response:**

The FRU callouts are calculated at the time of the failure. See the error log for the actual replacement strategy.

---

**BC111009****Explanation:**

Service Processor Firmware encountered an internal error.

**Response:**

The FRU callouts are calculated at the time of the failure. See the error log for the actual replacement strategy.

---

**BC11100C**

**Explanation:**

An internal error occurred. This will force the Time of Day function to run with complete redundancy.

**Response:**

The FRU callouts are calculated at the time of the failure. See the error log for the actual replacement strategy.

---

**BC11100D****Explanation:**

Host failed to boot because there was a problem configuring Time Of Day on the Host processors.

**Response:**

The FRU callouts are calculated at the time of the failure. See the error log for the actual replacement strategy.

---

**BC111011****Explanation:**

Service Processor Firmware encountered an internal error.

**Response:**

The FRU callouts are calculated at the time of the failure. See the error log for the actual replacement strategy.

---

**BC111012****Explanation:**

Service Processor Firmware encountered an internal error.

**Response:**

The FRU callouts are calculated at the time of the failure. See the error log for the actual replacement strategy.

---

**BC111013****Explanation:**

Host failed to boot because there was a problem configuring Time Of Day on the Host processors.

**Response:**

The FRU callouts are calculated at the time of the failure. See the error log for the actual replacement strategy.

---

**BC111014****Explanation:**

Service Processor Firmware encountered an internal error.

**Response:**

The FRU callouts are calculated at the time of the failure. See the error log for the actual replacement strategy.

---

**BC111015****Explanation:**

There was a problem in configuring Time Of Day on the Host processor.

**Response:**

The FRU callouts are calculated at the time of the failure. See the error log for the actual replacement strategy.

---

**BC111017****Explanation:**

Service Processor Firmware encountered an internal error.

**Response:**

The FRU callouts are calculated at the time of the failure. See the error log for the actual replacement strategy.

---

**BC111019****Explanation:**

Service Processor Firmware encountered an internal error.

**Response:**

The FRU callouts are calculated at the time of the failure. See the error log for the actual replacement strategy.

---

**BC11101A****Explanation:**

An internal error occurred. This will force the Time of Day function to run with complete redundancy.

**Response:**

The FRU callouts are calculated at the time of the failure. See the error log for the actual replacement strategy.

---

**BC111101****Explanation:**

A problem occurred during the IPL of the system.

**Response:**

The FRU callouts are calculated at the time of the failure. See the error log for the actual replacement strategy.

---

**BC111102****Explanation:**

During processor/memory subsystem initialization, an error was encountered: Message from service processor. Message type is not within a valid range. Message dropped.

**Response:**

The FRU callouts are calculated at the time of the failure. See the error log for the actual replacement strategy.

---

**BC111104****Explanation:**

A problem occurred during the IPL of the system.

**Response:**

The FRU callouts are calculated at the time of the failure. See the error log for the actual replacement strategy.

---

**BC111105**

**Explanation:**

During processor/memory subsystem initialization, an error was encountered: Message from service processor. An invalid message queue ID or message type was sent to the service processor.

**Response:**

The FRU callouts are calculated at the time of the failure. See the error log for the actual replacement strategy.

---

**BC111107**

**Explanation:**

During processor/memory subsystem initialization, an error was encountered: Message queue already registered with mailbox using a different queue.

**Response:**

The FRU callouts are calculated at the time of the failure. See the error log for the actual replacement strategy.

---

**BC111109**

**Explanation:**

During processor/memory subsystem initialization, an error was encountered: Retry failed. Bad status indicated in PIB status reg.

**Response:**

The FRU callouts are calculated at the time of the failure. See the error log for the actual replacement strategy.

---

**BC11110A**

**Explanation:**

During processor/memory subsystem initialization, an error was encountered: Mailbox Data Write attempted before ACK.

**Response:**

The FRU callouts are calculated at the time of the failure. See the error log for the actual replacement strategy.

---

**BC11110B**

**Explanation:**

During processor/memory subsystem initialization, an error was encountered: Mailbox Hardware detected parity error.

**Response:**

The FRU callouts are calculated at the time of the failure. See the error log for the actual replacement strategy.

---

**BC11110C**

**Explanation:**

During processor/memory subsystem initialization, an error was encountered: Invalid message type sent to mailbox msgQ.

**Response:**

The FRU callouts are calculated at the time of the failure. See the error log for the actual replacement strategy.

---

**BC11110D**

**Explanation:**

During processor/memory subsystem initialization, an error was encountered: Host boot mailbox service is not available at this time.

**Response:**

The FRU callouts are calculated at the time of the failure. See the error log for the actual replacement strategy.

---

**BC11110E**

**Explanation:**

During processor/memory subsystem initialization, an error was encountered: Failed to allocate a DMA buffer. Message dropped.

**Response:**

The FRU callouts are calculated at the time of the failure. See the error log for the actual replacement strategy.

---

**BC11110F**

**Explanation:**

During processor/memory subsystem initialization, an error was encountered: Could not register mailbox message queue.

**Response:**

The FRU callouts are calculated at the time of the failure. See the error log for the actual replacement strategy.

---

**BC111110**

**Explanation:**

During processor/memory subsystem initialization, an error was encountered: Mailbox is disabled, message dropped.

**Response:**

The FRU callouts are calculated at the time of the failure. See the error log for the actual replacement strategy.

---

**BC111111**

**Explanation:**

During processor/memory subsystem initialization, an error was encountered: An invalid node was specified.

**Response:**

The FRU callouts are calculated at the time of the failure. See the error log for the actual replacement strategy.

---

**BC111112****Explanation:**

During processor/memory subsystem initialization, an error was encountered: Invalid msg or msg queue.

**Response:**

The FRU callouts are calculated at the time of the failure. See the error log for the actual replacement strategy.

---

**BC111113****Explanation:**

During processor/memory subsystem initialization, an error was encountered: IPC Message data corrupted.

**Response:**

The FRU callouts are calculated at the time of the failure. See the error log for the actual replacement strategy.

---

**BC111202****Explanation:**

During processor/memory subsystem initialization, an error was encountered: Invalid address and size returned from HDAT.

**Response:**

The FRU callouts are calculated at the time of the failure. See the error log for the actual replacement strategy.

---

**BC111204****Explanation:**

During processor/memory subsystem initialization, an error was encountered: Cannot unmap the source table section.

**Response:**

The FRU callouts are calculated at the time of the failure. See the error log for the actual replacement strategy.

---

**BC111205****Explanation:**

During processor/memory subsystem initialization, an error was encountered: Cannot unmap the source table section.

**Response:**

The FRU callouts are calculated at the time of the failure. See the error log for the actual replacement strategy.

---

**BC111207****Explanation:**

During processor/memory subsystem initialization, an error was encountered: MDRT table is not big enough to hold all entries.

**Response:**

The FRU callouts are calculated at the time of the failure. See the error log for the actual replacement strategy.

---

**BC111209****Explanation:**

During processor/memory subsystem initialization, an error was encountered: MDDT table is not big enough to hold all src entries.

**Response:**

The FRU callouts are calculated at the time of the failure. See the error log for the actual replacement strategy.

---

**BC11120A****Explanation:**

During processor/memory subsystem initialization, an error was encountered: MDDT table is not big enough to hold all src entries.

**Response:**

The FRU callouts are calculated at the time of the failure. See the error log for the actual replacement strategy.

---

**BC11120B****Explanation:**

During processor/memory subsystem initialization, an error was encountered: MDST table entry with page aligned is greater than 32GB.

**Response:**

The FRU callouts are calculated at the time of the failure. See the error log for the actual replacement strategy.

---

**BC11120C****Explanation:**

During processor/memory subsystem initialization, an error was encountered: MDDT table entry with page aligned is greater than 32GB.

**Response:**

The FRU callouts are calculated at the time of the failure. See the error log for the actual replacement strategy.

---

**BC111301****Explanation:**

During processor/memory subsystem initialization, an error was encountered: Unexpected data from LPC-UART interface.

**Response:**

The FRU callouts are calculated at the time of the failure. See the error log for the actual replacement strategy.

---

**BC111302**

**Explanation:**

During processor/memory subsystem initialization, an error was encountered: Timeout from LPC-UART interface.

**Response:**

The FRU callouts are calculated at the time of the failure. See the error log for the actual replacement strategy.

---

**BC111401**

**Explanation:**

During processor/memory subsystem initialization, an error was encountered: A maint command HW timed out.

**Response:**

The FRU callouts are calculated at the time of the failure. See the error log for the actual replacement strategy.

---

**BC111402**

**Explanation:**

During processor/memory subsystem initialization, an error was encountered: A maint command SW timed out.

**Response:**

The FRU callouts are calculated at the time of the failure. See the error log for the actual replacement strategy.

---

**BC111403**

**Explanation:**

Task handling mainstore init crashed.

**Response:**

The FRU callouts are calculated at the time of the failure. See the error log for the actual replacement strategy.

---

**BC111602**

**Explanation:**

During processor/memory subsystem initialization, an error was encountered: Bad memory pointer received.

**Response:**

The FRU callouts are calculated at the time of the failure. See the error log for the actual replacement strategy.

---

**BC111603**

**Explanation:**

During processor/memory subsystem initialization, an error was encountered: End of file reached.

**Response:**

The FRU callouts are calculated at the time of the failure. See the error log for the actual replacement strategy.

---

**BC111604**

**Explanation:**

During processor/memory subsystem initialization, an error was encountered: Unable to load LID via host interface.

**Response:**

The FRU callouts are calculated at the time of the failure. See the error log for the actual replacement strategy.

---

**BC111605**

**Explanation:**

During processor/memory subsystem initialization, an error was encountered: DMA message contains data for wrong LID.

**Response:**

The FRU callouts are calculated at the time of the failure. See the error log for the actual replacement strategy.

---

**BC111606**

**Explanation:**

Firmware Error.

**Response:**

The FRU callouts are calculated at the time of the failure. See the error log for the actual replacement strategy.

---

**BC111607**

**Explanation:**

During processor/memory subsystem initialization, an error was encountered: Invalid Message type received from service processor when transferring LID pages.

**Response:**

The FRU callouts are calculated at the time of the failure. See the error log for the actual replacement strategy.

---

**BC111608**

**Explanation:**

During processor/memory subsystem initialization, an error was encountered: Insufficient space provided for LID by calling function.

**Response:**

The FRU callouts are calculated at the time of the failure. See the error log for the actual replacement strategy.

---

**BC111609****Explanation:**

During processor/memory subsystem initialization, an error was encountered: Unable to unload LID via host interface.

**Response:**

The FRU callouts are calculated at the time of the failure. See the error log for the actual replacement strategy.

---

**BC11160A****Explanation:**

During processor/memory subsystem initialization, an error was encountered: Unable to find Lid.

**Response:**

The FRU callouts are calculated at the time of the failure. See the error log for the actual replacement strategy.

---

**BC11160B****Explanation:**

Firmware error during boot.

**Response:**

The FRU callouts are calculated at the time of the failure. See the error log for the actual replacement strategy.

---

**BC11160C****Explanation:**

A problem occurred during the IPL of the system.

**Response:**

The FRU callouts are calculated at the time of the failure. See the error log for the actual replacement strategy.

---

**BC11160D****Explanation:**

A problem occurred during the IPL of the system.

**Response:**

The FRU callouts are calculated at the time of the failure. See the error log for the actual replacement strategy.

---

**BC11160E****Explanation:**

A problem occurred during the IPL of the system.

**Response:**

The FRU callouts are calculated at the time of the failure. See the error log for the actual replacement strategy.

---

**BC11160F****Explanation:**

A problem occurred during the IPL of the system.

**Response:**

The FRU callouts are calculated at the time of the failure. See the error log for the actual replacement strategy.

---

**BC111610****Explanation:**

A problem occurred during the IPL of the system.

**Response:**

The FRU callouts are calculated at the time of the failure. See the error log for the actual replacement strategy.

---

**BC111611****Explanation:**

A problem occurred during the IPL of the system.

**Response:**

The FRU callouts are calculated at the time of the failure. See the error log for the actual replacement strategy.

---

**BC111612****Explanation:**

A problem occurred during the IPL of the system.

**Response:**

The FRU callouts are calculated at the time of the failure. See the error log for the actual replacement strategy.

---

**BC111613****Explanation:**

A problem occurred during the IPL of the system.

**Response:**

The FRU callouts are calculated at the time of the failure. See the error log for the actual replacement strategy.

---

**BC111615****Explanation:**

A problem occurred during the IPL of the system.

**Response:**

The FRU callouts are calculated at the time of the failure. See the error log for the actual replacement strategy.

---

**BC111616****Explanation:**

Firmware Error.

**Response:**

The FRU callouts are calculated at the time of the failure. See the error log for the actual replacement strategy.

---

**BC111617****Explanation:**

Firmware Error.

**Response:**

The FRU callouts are calculated at the time of the failure. See the error log for the actual replacement strategy.

---

**BC111618****Explanation:**

Firmware Error.

**Response:**

The FRU callouts are calculated at the time of the failure. See the error log for the actual replacement strategy.

---

**BC11161A****Explanation:**

Firmware Error.

**Response:**

The FRU callouts are calculated at the time of the failure. See the error log for the actual replacement strategy.

---

**BC11161B****Explanation:**

Firmware Error.

**Response:**

The FRU callouts are calculated at the time of the failure. See the error log for the actual replacement strategy.

---

**BC11161C****Explanation:**

Firmware encountered an internal error.

**Response:**

The FRU callouts are calculated at the time of the failure. See the error log for the actual replacement strategy.

---

**BC11161D****Explanation:**

Firmware load error.

**Response:**

The FRU callouts are calculated at the time of the failure. See the error log for the actual replacement strategy.

---

**BC111700****Explanation:**

During processor/memory subsystem initialization, an error was encountered: Request given to load payload into mirrored memory, but no mirrored memory exists at that location.

**Response:**

The FRU callouts are calculated at the time of the failure. See the error log for the actual replacement strategy.

---

**BC111701****Explanation:**

During processor/memory subsystem initialization, an error was encountered: Failure extending memory to after exiting cache contained mode.

**Response:**

The FRU callouts are calculated at the time of the failure. See the error log for the actual replacement strategy.

---

**BC111703****Explanation:**

During processor/memory subsystem initialization, an error was encountered: IStep failed, see other log(s) with the same PLID for reason.

**Response:**

The FRU callouts are calculated at the time of the failure. See the error log for the actual replacement strategy.

---

**BC111704****Explanation:**

A problem occurred during the IPL of the system.

**Response:**

The FRU callouts are calculated at the time of the failure. See the error log for the actual replacement strategy.

---

**BC111705****Explanation:**

A problem occurred during the IPL of the system.

**Response:**

The FRU callouts are calculated at the time of the failure. See the error log for the actual replacement strategy.

---

**BC111706****Explanation:**

During processor/memory subsystem initialization, an error was encountered: cpu\_master\_winkle returned an error.

**Response:**

The FRU callouts are calculated at the time of the failure. See the error log for the actual replacement strategy.



---

**BC111707****Explanation:**

A problem occurred during the IPL of the system.

**Response:**

The FRU callouts are calculated at the time of the failure. See the error log for the actual replacement strategy.

---

**BC11170A****Explanation:**

A problem occurred during the IPL of the system.

**Response:**

The FRU callouts are calculated at the time of the failure. See the error log for the actual replacement strategy.

---

**BC11170C****Explanation:**

A problem occurred during the IPL of the system.

**Response:**

The FRU callouts are calculated at the time of the failure. See the error log for the actual replacement strategy.

---

**BC11170D****Explanation:**

A problem isolated to firmware or firmware customization occurred during the IPL of the system.

**Response:**

The FRU callouts are calculated at the time of the failure. See the error log for the actual replacement strategy.

---

**BC11170E****Explanation:**

A problem isolated to firmware or firmware customization occurred during the IPL of the system.

**Response:**

The FRU callouts are calculated at the time of the failure. See the error log for the actual replacement strategy.

---

**BC111711****Explanation:**

Platform generated error. See User Data.

**Response:**

The FRU callouts are calculated at the time of the failure. See the error log for the actual replacement strategy.

---

**BC111712****Explanation:**

Platform generated error.

**Response:**

The FRU callouts are calculated at the time of the failure. See the error log for the actual replacement strategy.

---

**BC111713****Explanation:**

Platform generated error. See User Data.

**Response:**

The FRU callouts are calculated at the time of the failure. See the error log for the actual replacement strategy.

---

**BC111714****Explanation:**

A problem occurred during the IPL of the system.

**Response:**

The FRU callouts are calculated at the time of the failure. See the error log for the actual replacement strategy.

---

**BC111715****Explanation:**

Platform security problem detected.

**Response:**

The FRU callouts are calculated at the time of the failure. See the error log for the actual replacement strategy.

---

**BC111716****Explanation:**

A problem occurred during the IPL of the system.

**Response:**

The FRU callouts are calculated at the time of the failure. See the error log for the actual replacement strategy.

---

**BC11171A****Explanation:**

A problem occurred during the IPL of the system.

**Response:**

The FRU callouts are calculated at the time of the failure. See the error log for the actual replacement strategy.

---

**BC11171B****Explanation:**

A problem occurred during the IPL of the system.

**Response:**

The FRU callouts are calculated at the time of the failure. See the error log for the actual replacement strategy.

---

**BC11171C****Explanation:**

A problem occurred during the IPL of the system.

**Response:**

The FRU callouts are calculated at the time of the failure. See the error log for the actual replacement strategy.

---

**BC11171D**

**Explanation:**

Platform security problem detected.

**Response:**

The FRU callouts are calculated at the time of the failure. See the error log for the actual replacement strategy.

---

**BC11171E**

**Explanation:**

During processor/memory subsystem initialization, an error was encountered: There is no functional memory.

**Response:**

The FRU callouts are calculated at the time of the failure. See the error log for the actual replacement strategy.

---

**BC11171F**

**Explanation:**

A problem occurred during the IPL of the system.

**Response:**

The FRU callouts are calculated at the time of the failure. See the error log for the actual replacement strategy.

---

**BC111720**

**Explanation:**

A problem occurred during the IPL of the system.

**Response:**

The FRU callouts are calculated at the time of the failure. See the error log for the actual replacement strategy.

---

**BC111721**

**Explanation:**

Platform security problem detected.

**Response:**

The FRU callouts are calculated at the time of the failure. See the error log for the actual replacement strategy.

---

**BC111722**

**Explanation:**

Platform security problem detected.

**Response:**

The FRU callouts are calculated at the time of the failure. See the error log for the actual replacement strategy.

---

**BC111723**

**Explanation:**

Platform security problem detected.

**Response:**

The FRU callouts are calculated at the time of the failure. See the error log for the actual replacement strategy.

---

**BC111724**

**Explanation:**

Platform security problem detected.

**Response:**

The FRU callouts are calculated at the time of the failure. See the error log for the actual replacement strategy.

---

**BC111725**

**Explanation:**

Platform security problem detected.

**Response:**

The FRU callouts are calculated at the time of the failure. See the error log for the actual replacement strategy.

---

**BC111726**

**Explanation:**

Platform security problem detected.

**Response:**

The FRU callouts are calculated at the time of the failure. See the error log for the actual replacement strategy.

---

**BC111727**

**Explanation:**

Platform security problem detected.

**Response:**

The FRU callouts are calculated at the time of the failure. See the error log for the actual replacement strategy.

---

**BC111728**

**Explanation:**

Platform security problem detected.

**Response:**

The FRU callouts are calculated at the time of the failure. See the error log for the actual replacement strategy.

---

**BC111729**

**Explanation:**

Host firmware did not find enough hardware to continue the boot.

**Response:**

The FRU callouts are calculated at the time of the failure. See the error log for the actual replacement strategy.

---

**BC111732****Explanation:**

Illegal action during boot.

**Response:**

The FRU callouts are calculated at the time of the failure. See the error log for the actual replacement strategy.

---

**BC111735****Explanation:**

A problem occurred during the IPL of the system.

**Response:**

The FRU callouts are calculated at the time of the failure. See the error log for the actual replacement strategy.

---

**BC111736****Explanation:**

A problem occurred during the IPL of the system.

**Response:**

The FRU callouts are calculated at the time of the failure. See the error log for the actual replacement strategy.

---

**BC111737****Explanation:**

A problem occurred during the IPL of the system.

**Response:**

The FRU callouts are calculated at the time of the failure. See the error log for the actual replacement strategy.

---

**BC111738****Explanation:**

Processor Error.

**Response:**

The FRU callouts are calculated at the time of the failure. See the error log for the actual replacement strategy.

---

**BC111739****Explanation:**

A problem occurred during the IPL of the system and the system will reboot.

**Response:**

The FRU callouts are calculated at the time of the failure. See the error log for the actual replacement strategy.

---

**BC11173A****Explanation:**

A problem occurred during the IPL of the system.

**Response:**

The FRU callouts are calculated at the time of the failure. See the error log for the actual replacement strategy.

---

**BC111740****Explanation:**

During processor/memory subsystem initialization, an error was encountered: messages from other nodes have not returned in time.

**Response:**

The FRU callouts are calculated at the time of the failure. See the error log for the actual replacement strategy.

---

**BC111741****Explanation:**

During processor/memory subsystem initialization, an error was encountered: Freq attribute DATA timer thread failed.

**Response:**

The FRU callouts are calculated at the time of the failure. See the error log for the actual replacement strategy.

---

**BC111742****Explanation:**

Incompatible processor modules installed between drawers.

**Response:**

The FRU callouts are calculated at the time of the failure. See the error log for the actual replacement strategy.

---

**BC111743****Explanation:**

Incompatible processor modules installed between drawers.

**Response:**

The FRU callouts are calculated at the time of the failure. See the error log for the actual replacement strategy.

---

**BC111744****Explanation:**

Incompatible processor modules installed between drawers.

**Response:**

The FRU callouts are calculated at the time of the failure. See the error log for the actual replacement strategy.

---

**BC111745****Explanation:**

Incompatible processor modules installed between drawers.

**Response:**

The FRU callouts are calculated at the time of the failure. See the error log for the actual replacement strategy.

---

**BC111746**

**Explanation:**

Incompatible processor modules installed between drawers.

**Response:**

The FRU callouts are calculated at the time of the failure. See the error log for the actual replacement strategy.

---

**BC111747**

**Explanation:**

Host firmware did not find valid hardware to continue the boot.

**Response:**

The FRU callouts are calculated at the time of the failure. See the error log for the actual replacement strategy.

---

**BC111748**

**Explanation:**

Platform security problem detected.

**Response:**

The FRU callouts are calculated at the time of the failure. See the error log for the actual replacement strategy.

---

**BC111749**

**Explanation:**

Platform security problem detected.

**Response:**

The FRU callouts are calculated at the time of the failure. See the error log for the actual replacement strategy.

---

**BC11174A**

**Explanation:**

There was an error training the SMP cables.

**Response:**

The FRU callouts are calculated at the time of the failure. See the error log for the actual replacement strategy.

---

**BC11174C**

**Explanation:**

A problem isolated to firmware or firmware customization occurred during the IPL of the system.

**Response:**

The FRU callouts are calculated at the time of the failure. See the error log for the actual replacement strategy.

---

**BC11174D**

**Explanation:**

PNOR-IPMI not enabled, BMC firmware needs to be updated.

**Response:**

The FRU callouts are calculated at the time of the failure. See the error log for the actual replacement strategy.

---

**BC11174E**

**Explanation:**

During processor/memory subsystem initialization, an error was encountered: Kernel returned error when trying to activate core.

**Response:**

The FRU callouts are calculated at the time of the failure. See the error log for the actual replacement strategy.

---

**BC11174F**

**Explanation:**

Unexpected IPL firmware data load error.

**Response:**

The FRU callouts are calculated at the time of the failure. See the error log for the actual replacement strategy.

---

**BC111750**

**Explanation:**

Platform security problem detected.

**Response:**

The FRU callouts are calculated at the time of the failure. See the error log for the actual replacement strategy.

---

**BC111752**

**Explanation:**

Platform security problem detected.

**Response:**

The FRU callouts are calculated at the time of the failure. See the error log for the actual replacement strategy.

---

**BC111803**

**Explanation:**

Task analyzing HW errors has failed.

**Response:**

The FRU callouts are calculated at the time of the failure. See the error log for the actual replacement strategy.

---

**BC111804****Explanation:**

Task analyzing HW errors has failed.

**Response:**

The FRU callouts are calculated at the time of the failure. See the error log for the actual replacement strategy.

---

**BC111901****Explanation:**

A problem occurred during the IPL of the system.

**Response:**

The FRU callouts are calculated at the time of the failure. See the error log for the actual replacement strategy.

---

**BC111902****Explanation:**

A problem occurred during the IPL of the system.

**Response:**

The FRU callouts are calculated at the time of the failure. See the error log for the actual replacement strategy.

---

**BC111903****Explanation:**

A problem occurred during the IPL of the system.

**Response:**

The FRU callouts are calculated at the time of the failure. See the error log for the actual replacement strategy.

---

**BC111904****Explanation:**

A problem occurred during the IPL of the system.

**Response:**

The FRU callouts are calculated at the time of the failure. See the error log for the actual replacement strategy.

---

**BC11190C****Explanation:**

A problem occurred during the IPL of the system.

**Response:**

The FRU callouts are calculated at the time of the failure. See the error log for the actual replacement strategy.

---

**BC111A02****Explanation:**

During processor/memory subsystem initialization, an error was encountered: HDAT Header data not as expected.

**Response:**

The FRU callouts are calculated at the time of the failure. See the error log for the actual replacement strategy.

---

**BC111A03****Explanation:**

During processor/memory subsystem initialization, an error was encountered: Tuple is unallocated.

**Response:**

The FRU callouts are calculated at the time of the failure. See the error log for the actual replacement strategy.

---

**BC111A04****Explanation:**

During processor/memory subsystem initialization, an error was encountered: Section is not valid in standalone mode.

**Response:**

The FRU callouts are calculated at the time of the failure. See the error log for the actual replacement strategy.

---

**BC111A05****Explanation:**

Kernel failed to map memory.

**Response:**

The FRU callouts are calculated at the time of the failure. See the error log for the actual replacement strategy.

---

**BC111A08****Explanation:**

During processor/memory subsystem initialization, an error was encountered: There is no host data for specified kind of payload.

**Response:**

The FRU callouts are calculated at the time of the failure. See the error log for the actual replacement strategy.

---

**BC111A0A****Explanation:**

During processor/memory subsystem initialization, an error was encountered: NACA data doesn't seem right.

**Response:**

The FRU callouts are calculated at the time of the failure. See the error log for the actual replacement strategy.

---

**BC111A0B****Explanation:**

During processor/memory subsystem initialization, an error was encountered: HDAT data block falls outside valid range.

**Response:**

The FRU callouts are calculated at the time of the failure. See the error log for the actual replacement strategy.

---

**BC111A0C**

**Explanation:**

During processor/memory subsystem initialization, an error was encountered: Unknown section requested.

**Response:**

The FRU callouts are calculated at the time of the failure. See the error log for the actual replacement strategy.

---

**BC111A16**

**Explanation:**

During processor/memory subsystem initialization, an error was encountered: Could not find a valid SPIRA of any type.

**Response:**

The FRU callouts are calculated at the time of the failure. See the error log for the actual replacement strategy.

---

**BC111A19**

**Explanation:**

During processor/memory subsystem initialization, an error was encountered: No associated DMI targeting target(s) found for given MEMBUF targeting target.

**Response:**

The FRU callouts are calculated at the time of the failure. See the error log for the actual replacement strategy.

---

**BC111A1A**

**Explanation:**

During processor/memory subsystem initialization, an error was encountered: The targeting type of the input targeting target is not supported by runtime code.

**Response:**

The FRU callouts are calculated at the time of the failure. See the error log for the actual replacement strategy.

---

**BC111A1B**

**Explanation:**

During processor/memory subsystem initialization, an error was encountered: No processor targeting target was found for the given targeting target.

**Response:**

The FRU callouts are calculated at the time of the failure. See the error log for the actual replacement strategy.

---

**BC111A1C**

**Explanation:**

Kernel failed to unmap memory.

**Response:**

The FRU callouts are calculated at the time of the failure. See the error log for the actual replacement strategy.

---

**BC111A1D**

**Explanation:**

During processor/memory subsystem initialization, an error was encountered: PM load complex unknown mode.

**Response:**

The FRU callouts are calculated at the time of the failure. See the error log for the actual replacement strategy.

---

**BC111A1E**

**Explanation:**

During processor/memory subsystem initialization, an error was encountered: HCODE scom update runtime interface not linked.

**Response:**

The FRU callouts are calculated at the time of the failure. See the error log for the actual replacement strategy.

---

**BC111A1F**

**Explanation:**

During processor/memory subsystem initialization, an error was encountered: HCODE SCOM update error.

**Response:**

The FRU callouts are calculated at the time of the failure. See the error log for the actual replacement strategy.

---

**BC111A20**

**Explanation:**

Firmware error during boot.

**Response:**

The FRU callouts are calculated at the time of the failure. See the error log for the actual replacement strategy.

---

**BC111A21**

**Explanation:**

Platform security problem detected.

**Response:**

The FRU callouts are calculated at the time of the failure. See the error log for the actual replacement strategy.

---

**BC111A22****Explanation:**

Platform security problem detected.

**Response:**

The FRU callouts are calculated at the time of the failure. See the error log for the actual replacement strategy.

---

**BC111A23****Explanation:**

Unexpected boot firmware error.

**Response:**

The FRU callouts are calculated at the time of the failure. See the error log for the actual replacement strategy.

---

**BC111A24****Explanation:**

Platform security problem detected.

**Response:**

The FRU callouts are calculated at the time of the failure. See the error log for the actual replacement strategy.

---

**BC111A25****Explanation:**

Platform security problem detected.

**Response:**

The FRU callouts are calculated at the time of the failure. See the error log for the actual replacement strategy.

---

**BC111A26****Explanation:**

Unexpected boot firmware error.

**Response:**

The FRU callouts are calculated at the time of the failure. See the error log for the actual replacement strategy.

---

**BC111A27****Explanation:**

During processor/memory subsystem initialization, an error was encountered: Unable to fill in HB data memory.

**Response:**

The FRU callouts are calculated at the time of the failure. See the error log for the actual replacement strategy.

---

**BC111A28****Explanation:**

Internal system error occurred.

**Response:**

The FRU callouts are calculated at the time of the failure. See the error log for the actual replacement strategy.

---

**BC111A29****Explanation:**

Internal system error occurred.

**Response:**

The FRU callouts are calculated at the time of the failure. See the error log for the actual replacement strategy.

---

**BC111A2A****Explanation:**

Platform security problem detected.

**Response:**

The FRU callouts are calculated at the time of the failure. See the error log for the actual replacement strategy.

---

**BC111A2B****Explanation:**

Platform security problem detected.

**Response:**

The FRU callouts are calculated at the time of the failure. See the error log for the actual replacement strategy.

---

**BC111A2C****Explanation:**

Platform security problem detected.

**Response:**

The FRU callouts are calculated at the time of the failure. See the error log for the actual replacement strategy.

---

**BC111A2D****Explanation:**

Platform security problem detected.

**Response:**

The FRU callouts are calculated at the time of the failure. See the error log for the actual replacement strategy.

---

**BC111A2E****Explanation:**

Platform security problem detected.

**Response:**

The FRU callouts are calculated at the time of the failure. See the error log for the actual replacement strategy.

---

**BC111A2F****Explanation:**

Platform security problem detected.

**Response:**

The FRU callouts are calculated at the time of the failure. See the error log for the actual replacement strategy.

---

**BC111A30****Explanation:**

Platform security problem detected.

**Response:**

The FRU callouts are calculated at the time of the failure. See the error log for the actual replacement strategy.

---

**BC111A31****Explanation:**

Platform security problem detected.

**Response:**

The FRU callouts are calculated at the time of the failure. See the error log for the actual replacement strategy.

---

**BC111A32****Explanation:**

During processor/memory subsystem initialization, an error was encountered: Error with Firmware Notify request.

**Response:**

The FRU callouts are calculated at the time of the failure. See the error log for the actual replacement strategy.

---

**BC111A34****Explanation:**

During processor/memory subsystem initialization, an error was encountered: SBE error recovery attempt failed.

**Response:**

The FRU callouts are calculated at the time of the failure. See the error log for the actual replacement strategy.

---

**BC111A35****Explanation:**

During processor/memory subsystem initialization, an error was encountered: SBE error recovery attempt failed.

**Response:**

The FRU callouts are calculated at the time of the failure. See the error log for the actual replacement strategy.

---

---

**BC111A37****Explanation:**

During processor/memory subsystem initialization, an error was encountered: The Firmware Request call failed.

**Response:**

The FRU callouts are calculated at the time of the failure. See the error log for the actual replacement strategy.

---

**BC111A38****Explanation:**

During processor/memory subsystem initialization, an error was encountered: The Firmware Request call failed.

**Response:**

The FRU callouts are calculated at the time of the failure. See the error log for the actual replacement strategy.

---

**BC111A39****Explanation:**

During processor/memory subsystem initialization, an error was encountered: The Firmware Request call failed.

**Response:**

The FRU callouts are calculated at the time of the failure. See the error log for the actual replacement strategy.

---

**BC111A3A****Explanation:**

Firmware encountered an internal error.

**Response:**

The FRU callouts are calculated at the time of the failure. See the error log for the actual replacement strategy.

---

**BC111A3B****Explanation:**

Firmware encountered an internal error.

**Response:**

The FRU callouts are calculated at the time of the failure. See the error log for the actual replacement strategy.

---

**BC111A3C****Explanation:**

During processor/memory subsystem initialization, an error was encountered: Attribute failed to update on HBRT side.

**Response:**



The FRU callouts are calculated at the time of the failure. See the error log for the actual replacement strategy.

---

**BC111A3D****Explanation:**

Hostboot attempted to reserve memory outside of allowed range.

**Response:**

The FRU callouts are calculated at the time of the failure. See the error log for the actual replacement strategy.

---

**BC111A3E****Explanation:**

During processor/memory subsystem initialization, an error was encountered: messages from other nodes have not returned in time.

**Response:**

The FRU callouts are calculated at the time of the failure. See the error log for the actual replacement strategy.

---

**BC111A3F****Explanation:**

During processor/memory subsystem initialization, an error was encountered: sendSBESystemConfig timer thread failed.

**Response:**

The FRU callouts are calculated at the time of the failure. See the error log for the actual replacement strategy.

---

**BC111A40****Explanation:**

Informational log containing historic data.

**Response:**

The FRU callouts are calculated at the time of the failure. See the error log for the actual replacement strategy.

---

**BC111A42****Explanation:**

Failure in the security subsystem.

**Response:**

The FRU callouts are calculated at the time of the failure. See the error log for the actual replacement strategy.

---

**BC111A43****Explanation:**

Failure in the security subsystem.

**Response:**

The FRU callouts are calculated at the time of the failure. See the error log for the actual replacement strategy.

---

**BC111A44****Explanation:**

Firmware error initializing system data structures during boot.

**Response:**

The FRU callouts are calculated at the time of the failure. See the error log for the actual replacement strategy.

---

**BC111B01****Explanation:**

Boot firmware has crashed with an internal error.

**Response:**

The FRU callouts are calculated at the time of the failure. See the error log for the actual replacement strategy.

---

**BC111B02****Explanation:**

Boot firmware has crashed with an internal error.

**Response:**

The FRU callouts are calculated at the time of the failure. See the error log for the actual replacement strategy.

---

**BC111B03****Explanation:**

Boot firmware has crashed with an internal error.

**Response:**

The FRU callouts are calculated at the time of the failure. See the error log for the actual replacement strategy.

---

**BC111C01****Explanation:**

During processor/memory subsystem initialization, an error was encountered: Inband buffer size is less than 8 bytes or NULL data buffer.

**Response:**

The FRU callouts are calculated at the time of the failure. See the error log for the actual replacement strategy.

---

**BC111C02****Explanation:**

During processor/memory subsystem initialization, an error was encountered: inband scom invalid operation type.

**Response:**

The FRU callouts are calculated at the time of the failure. See the error log for the actual replacement strategy.

---

**BC111C03****Explanation:**

During processor/memory subsystem initialization, an error was encountered: System configuration does not have a Parent DMI for the current centaur.

**Response:**

The FRU callouts are calculated at the time of the failure. See the error log for the actual replacement strategy.

---

**BC111C05****Explanation:**

During processor/memory subsystem initialization, an error was encountered: SUE Encountered when collecting IBSCOM Error Data.

**Response:**

The FRU callouts are calculated at the time of the failure. See the error log for the actual replacement strategy.

---

**BC111C06****Explanation:**

During processor/memory subsystem initialization, an error was encountered: Bus failure when attempting to perform IBSCOM operation. IBSCOM disabled.

**Response:**

The FRU callouts are calculated at the time of the failure. See the error log for the actual replacement strategy.

---

**BC111C07****Explanation:**

During processor/memory subsystem initialization, an error was encountered: The provided address is over 32 bits long which makes it invalid.

**Response:**

The FRU callouts are calculated at the time of the failure. See the error log for the actual replacement strategy.

---

**BC111C08****Explanation:**

During processor/memory subsystem initialization, an error was encountered: PIB error when attempting to perform IBSCOM operation.

**Response:**

The FRU callouts are calculated at the time of the failure. See the error log for the actual replacement strategy.

---

**BC111C09****Explanation:**

During processor/memory subsystem initialization, an error was encountered: Detected error doesn't match the address we failed on.

**Response:**

The FRU callouts are calculated at the time of the failure. See the error log for the actual replacement strategy.

---

**BC111C0A****Explanation:**

During processor/memory subsystem initialization, an error was encountered: Previous error disabled ibscom, so forcing a retry via FSI.

**Response:**

The FRU callouts are calculated at the time of the failure. See the error log for the actual replacement strategy.

---

**BC111D01****Explanation:**

A problem occurred during the IPL of the system.

**Response:**

The FRU callouts are calculated at the time of the failure. See the error log for the actual replacement strategy.

---

**BC111D03****Explanation:**

During processor/memory subsystem initialization, an error was encountered: The record enumeration did not have a corresponding string value.

**Response:**

The FRU callouts are calculated at the time of the failure. See the error log for the actual replacement strategy.

---

**BC111D04****Explanation:**

A problem occurred during the IPL of the system.

**Response:**

The FRU callouts are calculated at the time of the failure. See the error log for the actual replacement strategy.

---

**BC111D05****Explanation:**

During processor/memory subsystem initialization, an error was encountered: Record name does not match value expected for offset read.

**Response:**

The FRU callouts are calculated at the time of the failure. See the error log for the actual replacement strategy.

---

**BC111D06****Explanation:**

During processor/memory subsystem initialization, an error was encountered: Buffer for checking Presence Detect was not the correct size.

**Response:**

The FRU callouts are calculated at the time of the failure. See the error log for the actual replacement strategy.

---

**BC111D07****Explanation:**

During processor/memory subsystem initialization, an error was encountered: Invalid Basic Memory Type.

**Response:**

The FRU callouts are calculated at the time of the failure. See the error log for the actual replacement strategy.

---

**BC111D09****Explanation:**

A problem occurred during the IPL of the system.

**Response:**

The FRU callouts are calculated at the time of the failure. See the error log for the actual replacement strategy.

---

**BC111D0B****Explanation:**

A problem occurred during the IPL of the system.

**Response:**

The FRU callouts are calculated at the time of the failure. See the error log for the actual replacement strategy.

---

**BC111D0C****Explanation:**

Firmware error during system IPL.

**Response:**

The FRU callouts are calculated at the time of the failure. See the error log for the actual replacement strategy.

---

**BC111D0D****Explanation:**

A problem occurred during the IPL of the system.

**Response:**

The FRU callouts are calculated at the time of the failure. See the error log for the actual replacement strategy.

---

**BC111D0E****Explanation:**

A problem occurred during the IPL of the system.

**Response:**

The FRU callouts are calculated at the time of the failure. See the error log for the actual replacement strategy.

---

**BC111D0F****Explanation:**

A problem occurred during the IPL of the system.

**Response:**

The FRU callouts are calculated at the time of the failure. See the error log for the actual replacement strategy.

---

**BC111D10****Explanation:**

A problem occurred during the IPL of the system.

**Response:**

The FRU callouts are calculated at the time of the failure. See the error log for the actual replacement strategy.

---

**BC111D11****Explanation:**

A problem occurred during the IPL of the system.

**Response:**

The FRU callouts are calculated at the time of the failure. See the error log for the actual replacement strategy.

---

**BC111D14****Explanation:**

A problem occurred during the IPL of the system.

**Response:**

The FRU callouts are calculated at the time of the failure. See the error log for the actual replacement strategy.

---

**BC111D15****Explanation:**

A problem occurred during the IPL of the system.

**Response:**

The FRU callouts are calculated at the time of the failure. See the error log for the actual replacement strategy.

---

**BC111D16****Explanation:**

During processor/memory subsystem initialization, an error was encountered: Requested VPD type is invalid or not supported at runtime.

**Response:**

The FRU callouts are calculated at the time of the failure. See the error log for the actual replacement strategy.

---

**BC111D1A****Explanation:**

During processor/memory subsystem initialization, an error was encountered: Hypervisor returned NULL address for VPD.

**Response:**

The FRU callouts are calculated at the time of the failure. See the error log for the actual replacement strategy.

---

**BC111D1B****Explanation:**

During processor/memory subsystem initialization, an error was encountered: Reserved size in memory insufficient for runtime VPD.

**Response:**

The FRU callouts are calculated at the time of the failure. See the error log for the actual replacement strategy.

---

**BC111D30****Explanation:**

During processor/memory subsystem initialization, an error was encountered: The VHDR was invalid.

**Response:**

The FRU callouts are calculated at the time of the failure. See the error log for the actual replacement strategy.

---

**BC111D31****Explanation:**

During processor/memory subsystem initialization, an error was encountered: Unable to resolve the VPD source (PNOR or SEEPROM).

**Response:**

The FRU callouts are calculated at the time of the failure. See the error log for the actual replacement strategy.

---

**BC111D32****Explanation:**

During processor/memory subsystem initialization, an error was encountered: writePNOR mm\_remove\_pages FLUSH failed.

**Response:**

The FRU callouts are calculated at the time of the failure. See the error log for the actual replacement strategy.

---

**BC111D33****Explanation:**

During processor/memory subsystem initialization, an error was encountered: Unexpected target type.

**Response:**

The FRU callouts are calculated at the time of the failure. See the error log for the actual replacement strategy.

---

**BC111D34****Explanation:**

During processor/memory subsystem initialization, an error was encountered: Unable to resolve the VPD destination (PNOR or SEEPROM).

**Response:**

The FRU callouts are calculated at the time of the failure. See the error log for the actual replacement strategy.

---

**BC111D35****Explanation:**

Fatal firmware boot error.

**Response:**

The FRU callouts are calculated at the time of the failure. See the error log for the actual replacement strategy.

---

**BC111D36****Explanation:**

During processor/memory subsystem initialization, an error was encountered: Invalid data length.

**Response:**

The FRU callouts are calculated at the time of the failure. See the error log for the actual replacement strategy.

---

**BC111D37****Explanation:**

During processor/memory subsystem initialization, an error was encountered: MBOX send not supported in HBRT.

**Response:**

The FRU callouts are calculated at the time of the failure. See the error log for the actual replacement strategy.

---

**BC111D3B****Explanation:**

During processor/memory subsystem initialization, an error was encountered: Node for VPD is too large.

**Response:**

The FRU callouts are calculated at the time of the failure. See the error log for the actual replacement strategy.

---

**BC111D3C****Explanation:**

Firmware error writing VPD.

**Response:**

The FRU callouts are calculated at the time of the failure. See the error log for the actual replacement strategy.

---

**BC111D3D****Explanation:**

Runtime vital product data update failure.

**Response:**

The FRU callouts are calculated at the time of the failure. See the error log for the actual replacement strategy.

---

**BC111D3E****Explanation:**

Firmware configuration error.

**Response:**

The FRU callouts are calculated at the time of the failure. See the error log for the actual replacement strategy.

---

**BC111D3F****Explanation:**

Firmware error during boot.

**Response:**

The FRU callouts are calculated at the time of the failure. See the error log for the actual replacement strategy.

---

**BC111E05****Explanation:**

A problem occurred during the IPL of the system.

**Response:**

The FRU callouts are calculated at the time of the failure. See the error log for the actual replacement strategy.

---

**BC111E07****Explanation:**

Secure Boot firmware validation failed.

**Response:**

The FRU callouts are calculated at the time of the failure. See the error log for the actual replacement strategy.

---

**BC111E09****Explanation:**

Unexpected internal firmware error.

**Response:**

The FRU callouts are calculated at the time of the failure. See the error log for the actual replacement strategy.

---

**BC111E0B****Explanation:**

Security failure occurred during the IPL of the system.

**Response:**

The FRU callouts are calculated at the time of the failure. See the error log for the actual replacement strategy.

---

**BC111E0C****Explanation:**

Boot firmware integrity issue; Reinstall boot firmware.

**Response:**

The FRU callouts are calculated at the time of the failure. See the error log for the actual replacement strategy.

---

**BC111E0D****Explanation:**

Firmware Error.

**Response:**

The FRU callouts are calculated at the time of the failure. See the error log for the actual replacement strategy.

---

**BC111E0E****Explanation:**

Platform security problem detected.

**Response:**

The FRU callouts are calculated at the time of the failure. See the error log for the actual replacement strategy.

---

**BC111E0F****Explanation:**

Firmware Error.

**Response:**

The FRU callouts are calculated at the time of the failure. See the error log for the actual replacement strategy.

---

**BC111E10****Explanation:**

Firmware Error.

**Response:**

The FRU callouts are calculated at the time of the failure. See the error log for the actual replacement strategy.

---

**BC111E11****Explanation:**

Firmware Error.

**Response:**

The FRU callouts are calculated at the time of the failure. See the error log for the actual replacement strategy.

---

**BC111E12****Explanation:**

Firmware Error.

**Response:**

The FRU callouts are calculated at the time of the failure. See the error log for the actual replacement strategy.

---

**BC111E13**

**Explanation:**

Boot firmware integrity issue; Reinstall boot firmware.

**Response:**

The FRU callouts are calculated at the time of the failure. See the error log for the actual replacement strategy.

---

**BC111E14**

**Explanation:**

Secure Boot failure.

**Response:**

The FRU callouts are calculated at the time of the failure. See the error log for the actual replacement strategy.

---

**BC111E15**

**Explanation:**

Planar jumper configuration.

**Response:**

The FRU callouts are calculated at the time of the failure. See the error log for the actual replacement strategy.

---

**BC111E16**

**Explanation:**

A problem occurred during the IPL of the system.

**Response:**

The FRU callouts are calculated at the time of the failure. See the error log for the actual replacement strategy.

---

**BC111E17**

**Explanation:**

Could not allocate any requested SMF memory.

**Response:**

The FRU callouts are calculated at the time of the failure. See the error log for the actual replacement strategy.

---

**BC111E18**

**Explanation:**

SMF secure memory allocation request altered to satisfy memory allocation rules.

**Response:**

The FRU callouts are calculated at the time of the failure. See the error log for the actual replacement strategy.

---

**BC111E20**

**Explanation:**

Secure Boot failure.

**Response:**

The FRU callouts are calculated at the time of the failure. See the error log for the actual replacement strategy.

---

**BC111E21**

**Explanation:**

Secure Boot failure.

**Response:**

The FRU callouts are calculated at the time of the failure. See the error log for the actual replacement strategy.

---

**BC111E22**

**Explanation:**

Secure Boot failure.

**Response:**

The FRU callouts are calculated at the time of the failure. See the error log for the actual replacement strategy.

---

**BC111E23**

**Explanation:**

Secure Boot failure.

**Response:**

The FRU callouts are calculated at the time of the failure. See the error log for the actual replacement strategy.

---

**BC111E24**

**Explanation:**

Secure Boot failure.

**Response:**

The FRU callouts are calculated at the time of the failure. See the error log for the actual replacement strategy.

---

**BC111E25**

**Explanation:**

Secure Boot failure.

**Response:**

The FRU callouts are calculated at the time of the failure. See the error log for the actual replacement strategy.

---

**BC111E26**

**Explanation:**

Secure Boot failure.

**Response:**

The FRU callouts are calculated at the time of the failure. See the error log for the actual replacement strategy.

---

**BC111E27****Explanation:**

Secure Boot failure.

**Response:**

The FRU callouts are calculated at the time of the failure. See the error log for the actual replacement strategy.

---

**BC111E28****Explanation:**

Secure Boot failure.

**Response:**

The FRU callouts are calculated at the time of the failure. See the error log for the actual replacement strategy.

---

**BC111E29****Explanation:**

Secure Boot failure.

**Response:**

The FRU callouts are calculated at the time of the failure. See the error log for the actual replacement strategy.

---

**BC111E2A****Explanation:**

Secure Boot failure.

**Response:**

The FRU callouts are calculated at the time of the failure. See the error log for the actual replacement strategy.

---

**BC111E2B****Explanation:**

Secure Boot failure.

**Response:**

The FRU callouts are calculated at the time of the failure. See the error log for the actual replacement strategy.

---

**BC111E2D****Explanation:**

During processor/memory subsystem initialization, an error was encountered: Could not fetch primary TPM's Log.

**Response:**

The FRU callouts are calculated at the time of the failure. See the error log for the actual replacement strategy.

---

**BC111E30****Explanation:**

Trusted Boot failure.

**Response:**

The FRU callouts are calculated at the time of the failure. See the error log for the actual replacement strategy.

---

**BC111E31****Explanation:**

Trusted Boot failure.

**Response:**

The FRU callouts are calculated at the time of the failure. See the error log for the actual replacement strategy.

---

**BC111E32****Explanation:**

Trusted Boot failure.

**Response:**

The FRU callouts are calculated at the time of the failure. See the error log for the actual replacement strategy.

---

**BC111E33****Explanation:**

Trusted Boot failure.

**Response:**

The FRU callouts are calculated at the time of the failure. See the error log for the actual replacement strategy.

---

**BC111E34****Explanation:**

Trusted Boot failure.

**Response:**

The FRU callouts are calculated at the time of the failure. See the error log for the actual replacement strategy.

---

**BC111E41****Explanation:**

A problem occurred during the IPL of the system.

**Response:**

The FRU callouts are calculated at the time of the failure. See the error log for the actual replacement strategy.

---

**BC111E42****Explanation:**

A problem occurred during the IPL of the system.

**Response:**

The FRU callouts are calculated at the time of the failure. See the error log for the actual replacement strategy.

---

**BC111E43****Explanation:**

A problem occurred during the IPL of the system.

**Response:**

The FRU callouts are calculated at the time of the failure. See the error log for the actual replacement strategy.

---

**BC111E44****Explanation:**

Physical Presence was Asserted.

**Response:**

The FRU callouts are calculated at the time of the failure. See the error log for the actual replacement strategy.

---

**BC111E45****Explanation:**

Re-IPLing to open a Physical Presence Window.

**Response:**

The FRU callouts are calculated at the time of the failure. See the error log for the actual replacement strategy.

---

**BC111E46****Explanation:**

A problem occurred during the IPL of the system.

**Response:**

The FRU callouts are calculated at the time of the failure. See the error log for the actual replacement strategy.

---

**BC111E47****Explanation:**

Detected Special Key Clear Request.

**Response:**

The FRU callouts are calculated at the time of the failure. See the error log for the actual replacement strategy.

---

**BC111F01****Explanation:**

During processor/memory subsystem initialization, an error was encountered: IPC service provider received an unexpected message.

**Response:**

The FRU callouts are calculated at the time of the failure. See the error log for the actual replacement strategy.

---

**BC112201****Explanation:**

A problem occurred while updating processor boot code.

**Response:**

The FRU callouts are calculated at the time of the failure. See the error log for the actual replacement strategy.

---

**BC112202****Explanation:**

A problem occurred while updating processor boot code.

**Response:**

The FRU callouts are calculated at the time of the failure. See the error log for the actual replacement strategy.

---

**BC112203****Explanation:**

A problem occurred while updating processor boot code.

**Response:**

The FRU callouts are calculated at the time of the failure. See the error log for the actual replacement strategy.

---

**BC112204****Explanation:**

A problem occurred while updating processor boot code.

**Response:**

The FRU callouts are calculated at the time of the failure. See the error log for the actual replacement strategy.

---

**BC112206****Explanation:**

A problem occurred while updating processor boot code.

**Response:**

The FRU callouts are calculated at the time of the failure. See the error log for the actual replacement strategy.

---

**BC112207****Explanation:**

A problem occurred while updating processor boot code.

**Response:**

The FRU callouts are calculated at the time of the failure. See the error log for the actual replacement strategy.

---

**BC112208****Explanation:**

A problem occurred while updating processor boot code.

**Response:**



The FRU callouts are calculated at the time of the failure. See the error log for the actual replacement strategy.

---

**BC11220A****Explanation:**

A problem occurred while updating processor boot code.

**Response:**

The FRU callouts are calculated at the time of the failure. See the error log for the actual replacement strategy.

---

**BC11220B****Explanation:**

A problem occurred while updating processor boot code.

**Response:**

The FRU callouts are calculated at the time of the failure. See the error log for the actual replacement strategy.

---

**BC11220D****Explanation:**

A problem occurred while updating processor boot code.

**Response:**

The FRU callouts are calculated at the time of the failure. See the error log for the actual replacement strategy.

---

**BC11220E****Explanation:**

During processor/memory subsystem initialization, an error was encountered: Invalid Boot SEEPROM Side Found.

**Response:**

The FRU callouts are calculated at the time of the failure. See the error log for the actual replacement strategy.

---

**BC11220F****Explanation:**

ECC or Data Miscompare Fail Reading Back Self Boot Engine (SBE) Version Information.

**Response:**

The FRU callouts are calculated at the time of the failure. See the error log for the actual replacement strategy.

---

**BC112210****Explanation:**

A problem occurred while updating processor boot code.

**Response:**

The FRU callouts are calculated at the time of the failure. See the error log for the actual replacement strategy.

---

**BC112211****Explanation:**

A problem occurred while updating processor boot code.

**Response:**

The FRU callouts are calculated at the time of the failure. See the error log for the actual replacement strategy.

---

**BC112212****Explanation:**

Successful Update of Self Boot Engine (SBE) SEEPROM SBE Version Information.

**Response:**

The FRU callouts are calculated at the time of the failure. See the error log for the actual replacement strategy.

---

**BC112213****Explanation:**

Self Boot Engine (SBE) Version Miscompare with Master Target.

**Response:**

The FRU callouts are calculated at the time of the failure. See the error log for the actual replacement strategy.

---

**BC112214****Explanation:**

During processor/memory subsystem initialization, an error was encountered: Error Associated with Updating this Target.

**Response:**

The FRU callouts are calculated at the time of the failure. See the error log for the actual replacement strategy.

---

**BC112215****Explanation:**

Self Boot Engine (SBE) Image Version Miscompare with Master Target.

**Response:**

The FRU callouts are calculated at the time of the failure. See the error log for the actual replacement strategy.

---

**BC112218****Explanation:**

A problem occurred while updating processor boot code.

**Response:**

The FRU callouts are calculated at the time of the failure. See the error log for the actual replacement strategy.

---

**BC112219****Explanation:**

A problem occurred while updating processor boot code.

**Response:**

The FRU callouts are calculated at the time of the failure. See the error log for the actual replacement strategy.

---

**BC11221A****Explanation:**

A problem occurred while updating processor boot code.

**Response:**

The FRU callouts are calculated at the time of the failure. See the error log for the actual replacement strategy.

---

**BC11221B****Explanation:**

SBE is not being updated.

**Response:**

The FRU callouts are calculated at the time of the failure. See the error log for the actual replacement strategy.

---

**BC11221D****Explanation:**

Chip level is invalid.

**Response:**

The FRU callouts are calculated at the time of the failure. See the error log for the actual replacement strategy.

---

**BC11221E****Explanation:**

A problem occurred while updating processor boot code.

**Response:**

The FRU callouts are calculated at the time of the failure. See the error log for the actual replacement strategy.

---

**BC11221F****Explanation:**

A problem occurred while updating processor boot code.

**Response:**

The FRU callouts are calculated at the time of the failure. See the error log for the actual replacement strategy.

---

**BC112300****Explanation:**

A problem occurred during the IPL of the system.

**Response:**

The FRU callouts are calculated at the time of the failure. See the error log for the actual replacement strategy.

---

**BC112301****Explanation:**

A problem occurred during the IPL of the system.

**Response:**

The FRU callouts are calculated at the time of the failure. See the error log for the actual replacement strategy.

---

**BC112302****Explanation:**

A problem occurred during the IPL of the system.

**Response:**

The FRU callouts are calculated at the time of the failure. See the error log for the actual replacement strategy.

---

**BC112303****Explanation:**

A problem occurred during the IPL of the system.

**Response:**

The FRU callouts are calculated at the time of the failure. See the error log for the actual replacement strategy.

---

**BC112310****Explanation:**

A problem occurred during the IPL of the system.

**Response:**

The FRU callouts are calculated at the time of the failure. See the error log for the actual replacement strategy.

---

**BC112401****Explanation:**

Firmware error accessing internal bus during IPL.

**Response:**

The FRU callouts are calculated at the time of the failure. See the error log for the actual replacement strategy.

---

**BC112403****Explanation:**

Firmware error accessing internal bus during IPL.

**Response:**

The FRU callouts are calculated at the time of the failure. See the error log for the actual replacement strategy.

---

**BC112404****Explanation:**

Error(s) found in OPB Status Register.

**Response:**

The FRU callouts are calculated at the time of the failure. See the error log for the actual replacement strategy.

---

**BC112405****Explanation:**

Unsupported Reset Level requested.

**Response:**

The FRU callouts are calculated at the time of the failure. See the error log for the actual replacement strategy.

---

**BC112406****Explanation:**

Firmware error during boot flash diagnostics.

**Response:**

The FRU callouts are calculated at the time of the failure. See the error log for the actual replacement strategy.

---

**BC112407****Explanation:**

Firmware error during boot flash diagnostics.

**Response:**

The FRU callouts are calculated at the time of the failure. See the error log for the actual replacement strategy.

---

**BC112408****Explanation:**

Firmware error during boot flash diagnostics.

**Response:**

The FRU callouts are calculated at the time of the failure. See the error log for the actual replacement strategy.

---

**BC112409****Explanation:**

Firmware error during boot flash diagnostics.

**Response:**

The FRU callouts are calculated at the time of the failure. See the error log for the actual replacement strategy.

---

**BC11240A****Explanation:**

Error(s) found in LPCHC Status Register.

**Response:**

The FRU callouts are calculated at the time of the failure. See the error log for the actual replacement strategy.

---

**BC112501****Explanation:**

Firmware error during system boot.

**Response:**

The FRU callouts are calculated at the time of the failure. See the error log for the actual replacement strategy.

---

**BC112502****Explanation:**

Firmware error.

**Response:**

The FRU callouts are calculated at the time of the failure. See the error log for the actual replacement strategy.

---

**BC112503****Explanation:**

Firmware error during IPMI event handling.

**Response:**

The FRU callouts are calculated at the time of the failure. See the error log for the actual replacement strategy.

---

**BC112504****Explanation:**

During processor/memory subsystem initialization, an error was encountered: Command not valid for this sensor.

**Response:**

The FRU callouts are calculated at the time of the failure. See the error log for the actual replacement strategy.

---

**BC112505****Explanation:**

During processor/memory subsystem initialization, an error was encountered: Set sensor reading command failed.

**Response:**

The FRU callouts are calculated at the time of the failure. See the error log for the actual replacement strategy.

---

**BC112506****Explanation:**

During processor/memory subsystem initialization, an error was encountered: Set sensor reading command failed.

**Response:**

The FRU callouts are calculated at the time of the failure. See the error log for the actual replacement strategy.

---

**BC112507****Explanation:**

During processor/memory subsystem initialization, an error was encountered: Requested sensor is not present.

**Response:**

The FRU callouts are calculated at the time of the failure. See the error log for the actual replacement strategy.

---

**BC112508****Explanation:**

During processor/memory subsystem initialization, an error was encountered: Set sensor reading command failed.

**Response:**

The FRU callouts are calculated at the time of the failure. See the error log for the actual replacement strategy.

---

**BC112509****Explanation:**

Unexpected IPMI completion code from the BMC.

**Response:**

The FRU callouts are calculated at the time of the failure. See the error log for the actual replacement strategy.

---

**BC11250A****Explanation:**

The DCMI command to retrieve the power limit data from the BMC has failed, the user defined power limit cannot be applied.

**Response:**

The FRU callouts are calculated at the time of the failure. See the error log for the actual replacement strategy.

---

**BC11250B****Explanation:**

Request to get sensor reading IPMI completion code can be seen in userdata1 field of the log.

**Response:**

The FRU callouts are calculated at the time of the failure. See the error log for the actual replacement strategy.

---

**BC11250C****Explanation:**

During processor/memory subsystem initialization, an error was encountered: Request to get sensor type form the bmc failed.

**Response:**

The FRU callouts are calculated at the time of the failure. See the error log for the actual replacement strategy.

---

**BC11250D****Explanation:**

During processor/memory subsystem initialization, an error was encountered: Requested sensor attribute not found.

**Response:**

The FRU callouts are calculated at the time of the failure. See the error log for the actual replacement strategy.

---

**BC11250E****Explanation:**

During processor/memory subsystem initialization, an error was encountered: VPD data is invalid size.

**Response:**

The FRU callouts are calculated at the time of the failure. See the error log for the actual replacement strategy.

---

**BC11250F****Explanation:**

The passed in sensor number is not valid.

**Response:**

The FRU callouts are calculated at the time of the failure. See the error log for the actual replacement strategy.

---

**BC112510****Explanation:**

Unable to find a valid sensor setting.

**Response:**

The FRU callouts are calculated at the time of the failure. See the error log for the actual replacement strategy.

---

**BC112601****Explanation:**

During processor/memory subsystem initialization, an error was encountered: OCC is not valid.

**Response:**

The FRU callouts are calculated at the time of the failure. See the error log for the actual replacement strategy.

---

**BC112605****Explanation:**

During processor/memory subsystem initialization, an error was encountered: OCC not ready for target state.

**Response:**

The FRU callouts are calculated at the time of the failure. See the error log for the actual replacement strategy.

---

**BC11260E**

**Explanation:**

During processor/memory subsystem initialization, an error was encountered: Unable to send cmd to OCC exception.

**Response:**

The FRU callouts are calculated at the time of the failure. See the error log for the actual replacement strategy.

---

**BC112616**

**Explanation:**

During processor/memory subsystem initialization, an error was encountered: Homer pointer is nullptr, unable to communicate with the OCCs. Leaving system in safe mode.

**Response:**

The FRU callouts are calculated at the time of the failure. See the error log for the actual replacement strategy.

---

**BC112618**

**Explanation:**

During processor/memory subsystem initialization, an error was encountered: Invalid response length received.

**Response:**

The FRU callouts are calculated at the time of the failure. See the error log for the actual replacement strategy.

---

**BC112619**

**Explanation:**

During processor/memory subsystem initialization, an error was encountered: OCC response had checksum failure.

**Response:**

The FRU callouts are calculated at the time of the failure. See the error log for the actual replacement strategy.

---

**BC11261B**

**Explanation:**

During processor/memory subsystem initialization, an error was encountered: Invalid length in OCC response.

**Response:**

The FRU callouts are calculated at the time of the failure. See the error log for the actual replacement strategy.

---

**BC11261C**

**Explanation:**

During processor/memory subsystem initialization, an error was encountered: Invalid POLL response length.

**Response:**

The FRU callouts are calculated at the time of the failure. See the error log for the actual replacement strategy.

---

**BC11261D**

**Explanation:**

During processor/memory subsystem initialization, an error was encountered: Bad FRU data received in OCC error log.

**Response:**

The FRU callouts are calculated at the time of the failure. See the error log for the actual replacement strategy.

---

**BC112622**

**Explanation:**

During processor/memory subsystem initialization, an error was encountered: Invalid role is POLL response.

**Response:**

The FRU callouts are calculated at the time of the failure. See the error log for the actual replacement strategy.

---

**BC112623**

**Explanation:**

During processor/memory subsystem initialization, an error was encountered: Invalid pass thru command.

**Response:**

The FRU callouts are calculated at the time of the failure. See the error log for the actual replacement strategy.

---

**BC112624**

**Explanation:**

During processor/memory subsystem initialization, an error was encountered: Specified OCC not available.

**Response:**

The FRU callouts are calculated at the time of the failure. See the error log for the actual replacement strategy.

---

**BC112625**

**Explanation:**

During processor/memory subsystem initialization, an error was encountered: OCCs were not loaded/started successfully.

**Response:**

The FRU callouts are calculated at the time of the failure. See the error log for the actual replacement strategy.

---

**BC112626****Explanation:**

During processor/memory subsystem initialization, an error was encountered: OCC did not change to requested state.

**Response:**

The FRU callouts are calculated at the time of the failure. See the error log for the actual replacement strategy.

---

**BC112635****Explanation:**

During processor/memory subsystem initialization, an error was encountered: Timeout waiting for OCC response.

**Response:**

The FRU callouts are calculated at the time of the failure. See the error log for the actual replacement strategy.

---

**BC112645****Explanation:**

During processor/memory subsystem initialization, an error was encountered: No OCC target found for proc Target,.

**Response:**

The FRU callouts are calculated at the time of the failure. See the error log for the actual replacement strategy.

---

**BC112655****Explanation:**

During processor/memory subsystem initialization, an error was encountered: No OCC master was found.

**Response:**

The FRU callouts are calculated at the time of the failure. See the error log for the actual replacement strategy.

---

**BC112656****Explanation:**

During processor/memory subsystem initialization, an error was encountered: OCC reset threshold reached. Leaving OCCs in reset state.

**Response:**

The FRU callouts are calculated at the time of the failure. See the error log for the actual replacement strategy.

---

**BC112663****Explanation:**

During processor/memory subsystem initialization, an error was encountered: Invalid OCC error log data.

**Response:**

The FRU callouts are calculated at the time of the failure. See the error log for the actual replacement strategy.

---

**BC11267D****Explanation:**

During processor/memory subsystem initialization, an error was encountered: Bad FRU data received in OCC error log.

**Response:**

The FRU callouts are calculated at the time of the failure. See the error log for the actual replacement strategy.

---

**BC11267F****Explanation:**

During processor/memory subsystem initialization, an error was encountered: No FRU callouts found for non-info OCC Error.

**Response:**

The FRU callouts are calculated at the time of the failure. See the error log for the actual replacement strategy.

---

**BC112701****Explanation:**

During processor/memory subsystem initialization, an error was encountered: Invalid operation type.

**Response:**

The FRU callouts are calculated at the time of the failure. See the error log for the actual replacement strategy.

---

**BC112702****Explanation:**

A problem was detected during the IPL of the system: Device type not supported.

**Response:**

The FRU callouts are calculated at the time of the failure. See the error log for the actual replacement strategy.

---

**BC112703****Explanation:**

Unexpected trusted boot related failure.

**Response:**

The FRU callouts are calculated at the time of the failure. See the error log for the actual replacement strategy.

---

**BC112705**

**Explanation:**

During processor/memory subsystem initialization, an error was encountered: I2C master entity path doesn't exist.

**Response:**

The FRU callouts are calculated at the time of the failure. See the error log for the actual replacement strategy.

---

**BC112706****Explanation:**

During processor/memory subsystem initialization, an error was encountered: I2C master path target is null.

**Response:**

The FRU callouts are calculated at the time of the failure. See the error log for the actual replacement strategy.

---

**BC112707****Explanation:**

During processor/memory subsystem initialization, an error was encountered: Invalid address offset size.

**Response:**

The FRU callouts are calculated at the time of the failure. See the error log for the actual replacement strategy.

---

**BC112708****Explanation:**

A problem occurred during the IPL of the system: TPM buffer is too large.

**Response:**

The FRU callouts are calculated at the time of the failure. See the error log for the actual replacement strategy.

---

**BC112709****Explanation:**

A problem occurred during the IPL of the system: TPM underflow.

**Response:**

The FRU callouts are calculated at the time of the failure. See the error log for the actual replacement strategy.

---

**BC11270A****Explanation:**

A problem occurred during the IPL of the system: TPM timeout.

**Response:**

The FRU callouts are calculated at the time of the failure. See the error log for the actual replacement strategy.

---

**BC11270B****Explanation:**

During processor/memory subsystem initialization, an error was encountered: Invalid operation type.

**Response:**

The FRU callouts are calculated at the time of the failure. See the error log for the actual replacement strategy.

---

**BC11270C****Explanation:**

During processor/memory subsystem initialization, an error was encountered: Can't find TPM in ATTR\_I2C\_BUS\_SPEED\_ARRAY.

**Response:**

The FRU callouts are calculated at the time of the failure. See the error log for the actual replacement strategy.

---

**BC11270D****Explanation:**

A trusted platform module (TPM) that was expected to be present was not detected properly.

**Response:**

The FRU callouts are calculated at the time of the failure. See the error log for the actual replacement strategy.

---

**BC11270E****Explanation:**

Trusted boot problem detected.

**Response:**

The FRU callouts are calculated at the time of the failure. See the error log for the actual replacement strategy.

---

**BC11270F****Explanation:**

Trusted boot problem detected.

**Response:**

The FRU callouts are calculated at the time of the failure. See the error log for the actual replacement strategy.

---

**BC112710****Explanation:**

Unexpected trusted boot related failure.

**Response:**

The FRU callouts are calculated at the time of the failure. See the error log for the actual replacement strategy.

---

**BC112711****Explanation:**

Unexpected trusted boot related failure.

**Response:**

The FRU callouts are calculated at the time of the failure. See the error log for the actual replacement strategy.

---

**BC112801****Explanation:**

Firmware error communicating with boot device.

**Response:**

The FRU callouts are calculated at the time of the failure. See the error log for the actual replacement strategy.

---

**BC112802****Explanation:**

Firmware error communicating with boot device.

**Response:**

The FRU callouts are calculated at the time of the failure. See the error log for the actual replacement strategy.

---

**BC112803****Explanation:**

Firmware error communicating with boot device.

**Response:**

The FRU callouts are calculated at the time of the failure. See the error log for the actual replacement strategy.

---

**BC112804****Explanation:**

Firmware error communicating with boot device.

**Response:**

The FRU callouts are calculated at the time of the failure. See the error log for the actual replacement strategy.

---

**BC112806****Explanation:**

Firmware logic bug detected.

**Response:**

The FRU callouts are calculated at the time of the failure. See the error log for the actual replacement strategy.

---

**BC112810****Explanation:**

During processor/memory subsystem initialization, an error was encountered: Timeout waiting for upstream FIFO to have room to write.

**Response:**

The FRU callouts are calculated at the time of the failure. See the error log for the actual replacement strategy.

---

**BC112811****Explanation:**

During processor/memory subsystem initialization, an error was encountered: EOT not received before downstream buffer full.

**Response:**

The FRU callouts are calculated at the time of the failure. See the error log for the actual replacement strategy.

---

**BC112812****Explanation:**

During processor/memory subsystem initialization, an error was encountered: The distance to the status header is not within the response buffer.

**Response:**

The FRU callouts are calculated at the time of the failure. See the error log for the actual replacement strategy.

---

**BC112813****Explanation:**

During processor/memory subsystem initialization, an error was encountered: Status header does not start with magic number or non-zero primary or secondary status.

**Response:**

The FRU callouts are calculated at the time of the failure. See the error log for the actual replacement strategy.

---

**BC112814****Explanation:**

During processor/memory subsystem initialization, an error was encountered: Timeout waiting for downstream FIFO to have data to receive.

**Response:**

The FRU callouts are calculated at the time of the failure. See the error log for the actual replacement strategy.

---

**BC112815****Explanation:**

Firmware error communicating with boot device.

**Response:**

The FRU callouts are calculated at the time of the failure. See the error log for the actual replacement strategy.

---

**BC112816****Explanation:**

Firmware error communicating with boot device.

**Response:**



The FRU callouts are calculated at the time of the failure. See the error log for the actual replacement strategy.

---

**BC112817****Explanation:**

Firmware error communicating with boot device.

**Response:**

The FRU callouts are calculated at the time of the failure. See the error log for the actual replacement strategy.

---

**BC112818****Explanation:**

Firmware error communicating with boot device.

**Response:**

The FRU callouts are calculated at the time of the failure. See the error log for the actual replacement strategy.

---

**BC112819****Explanation:**

Firmware error communicating with boot device.

**Response:**

The FRU callouts are calculated at the time of the failure. See the error log for the actual replacement strategy.

---

**BC11281A****Explanation:**

During processor/memory subsystem initialization, an error was encountered: If the size of the FFDC package exceeds our allocated buffer size, we log it.

**Response:**

The FRU callouts are calculated at the time of the failure. See the error log for the actual replacement strategy.

---

**BC112831****Explanation:**

Firmware error communicating with boot device.

**Response:**

The FRU callouts are calculated at the time of the failure. See the error log for the actual replacement strategy.

---

**BC112832****Explanation:**

Firmware error communicating with boot device.

**Response:**

The FRU callouts are calculated at the time of the failure. See the error log for the actual replacement strategy.

---

**BC112833****Explanation:**

Firmware error communicating with boot device.

**Response:**

The FRU callouts are calculated at the time of the failure. See the error log for the actual replacement strategy.

---

**BC112834****Explanation:**

Firmware error communicating with boot device.

**Response:**

The FRU callouts are calculated at the time of the failure. See the error log for the actual replacement strategy.

---

**BC112835****Explanation:**

Firmware error communicating with boot device.

**Response:**

The FRU callouts are calculated at the time of the failure. See the error log for the actual replacement strategy.

---

**BC112836****Explanation:**

Firmware error communicating with boot device.

**Response:**

The FRU callouts are calculated at the time of the failure. See the error log for the actual replacement strategy.

---

**BC112837****Explanation:**

Firmware error communicating with boot device.

**Response:**

The FRU callouts are calculated at the time of the failure. See the error log for the actual replacement strategy.

---

**BC112838****Explanation:**

Firmware error communicating with boot device.

**Response:**

The FRU callouts are calculated at the time of the failure. See the error log for the actual replacement strategy.

---

**BC112839****Explanation:**

Firmware error communicating with boot device.

**Response:**

The FRU callouts are calculated at the time of the failure. See the error log for the actual replacement strategy.

---

**BC11283A****Explanation:**

Firmware error communicating with boot device.

**Response:**

The FRU callouts are calculated at the time of the failure. See the error log for the actual replacement strategy.

---

**BC11283B****Explanation:**

Firmware error communicating with boot device.

**Response:**

The FRU callouts are calculated at the time of the failure. See the error log for the actual replacement strategy.

---

**BC11283C****Explanation:**

Firmware error communicating with boot device.

**Response:**

The FRU callouts are calculated at the time of the failure. See the error log for the actual replacement strategy.

---

**BC11283D****Explanation:**

During processor/memory subsystem initialization, an error was encountered: Unable to inform OPAL of SBE failure.

**Response:**

The FRU callouts are calculated at the time of the failure. See the error log for the actual replacement strategy.

---

**BC112850****Explanation:**

A problem occurred during the IPL.

**Response:**

The FRU callouts are calculated at the time of the failure. See the error log for the actual replacement strategy.

---

**BC112851****Explanation:**

A problem occurred during the IPL.

**Response:**

The FRU callouts are calculated at the time of the failure. See the error log for the actual replacement strategy.

---

**BC112852****Explanation:**

During processor/memory subsystem initialization, an error was encountered: SBE booted from unexpected side.

**Response:**

The FRU callouts are calculated at the time of the failure. See the error log for the actual replacement strategy.

---

**BC112853****Explanation:**

Processor Error.

**Response:**

The FRU callouts are calculated at the time of the failure. See the error log for the actual replacement strategy.

---

**BC112854****Explanation:**

Processor Error.

**Response:**

The FRU callouts are calculated at the time of the failure. See the error log for the actual replacement strategy.

---

**BC112856****Explanation:**

During processor/memory subsystem initialization, an error was encountered: This function was called incorrectly or there is a new enum that is not handled yet.

**Response:**

The FRU callouts are calculated at the time of the failure. See the error log for the actual replacement strategy.

---

**BC112857****Explanation:**

FFDC associated with boot device failing to boot.

**Response:**

The FRU callouts are calculated at the time of the failure. See the error log for the actual replacement strategy.

---

**BC112858****Explanation:**

A processor in the system has failed to initialize.

**Response:**

The FRU callouts are calculated at the time of the failure. See the error log for the actual replacement strategy.

---

**BC11285B****Explanation:**

Extra FFDC gathered, marked information event.

**Response:**

The FRU callouts are calculated at the time of the failure. See the error log for the actual replacement strategy.

---

**BC11285C****Explanation:**

Processor Error.

**Response:**

The FRU callouts are calculated at the time of the failure. See the error log for the actual replacement strategy.

---

**BC11285D****Explanation:**

Processor Error.

**Response:**

The FRU callouts are calculated at the time of the failure. See the error log for the actual replacement strategy.

---

**BC11285E****Explanation:**

Processor Error.

**Response:**

The FRU callouts are calculated at the time of the failure. See the error log for the actual replacement strategy.

---

**BC11285F****Explanation:**

During processor/memory subsystem initialization, an error was encountered: Call to PSU Chip Op returned an unexpected message type.

**Response:**

The FRU callouts are calculated at the time of the failure. See the error log for the actual replacement strategy.

---

**BC112861****Explanation:**

During processor/memory subsystem initialization, an error was encountered: Could not register mailbox message queue.

**Response:**

The FRU callouts are calculated at the time of the failure. See the error log for the actual replacement strategy.

---

**BC112862****Explanation:**

Processor Error.

**Response:**

The FRU callouts are calculated at the time of the failure. See the error log for the actual replacement strategy.

---

**BC112BA0****Explanation:**

Failure detected in security subsystem.

**Response:**

The FRU callouts are calculated at the time of the failure. See the error log for the actual replacement strategy.

---

**BC112BA2****Explanation:**

Failure detected in security subsystem.

**Response:**

The FRU callouts are calculated at the time of the failure. See the error log for the actual replacement strategy.

---

**BC112BA3****Explanation:**

Failure detected in security subsystem.

**Response:**

The FRU callouts are calculated at the time of the failure. See the error log for the actual replacement strategy.

---

**BC112BA4****Explanation:**

Failure detected in security subsystem.

**Response:**

The FRU callouts are calculated at the time of the failure. See the error log for the actual replacement strategy.

---

**BC112BA5****Explanation:**

Failure detected in security subsystem.

**Response:**

The FRU callouts are calculated at the time of the failure. See the error log for the actual replacement strategy.

---

**BC112BA6****Explanation:**

Failure detected in security subsystem.

**Response:**

The FRU callouts are calculated at the time of the failure. See the error log for the actual replacement strategy.

---

**BC112BA7****Explanation:**

Failure detected in security subsystem.

**Response:**

The FRU callouts are calculated at the time of the failure. See the error log for the actual replacement strategy.

---

**BC112BA8****Explanation:**

Failure detected in security subsystem.

**Response:**

The FRU callouts are calculated at the time of the failure. See the error log for the actual replacement strategy.

---

**BC112BA9****Explanation:**

During processor/memory subsystem initialization, an error was encountered: Unmarshal error while replaying tpm log.

**Response:**

The FRU callouts are calculated at the time of the failure. See the error log for the actual replacement strategy.

---

**BC112BAA****Explanation:**

TPM log overflow.

**Response:**

The FRU callouts are calculated at the time of the failure. See the error log for the actual replacement strategy.

---

**BC112BAB****Explanation:**

TPM log operation failure.

**Response:**

The FRU callouts are calculated at the time of the failure. See the error log for the actual replacement strategy.

---

**BC112BAC****Explanation:**

TPM log buffer init failure.

**Response:**

The FRU callouts are calculated at the time of the failure. See the error log for the actual replacement strategy.

---

**BC112BAD****Explanation:**

The system is configured for Secure Boot and trusted platform module required mode; a functional boot processor trusted platform module is required to boot the system (or node, if multi-node system), but none are available. Therefore, the system (or node, if multi-node system) will terminate. Trusted platform module

required mode may be disabled via the appropriate systems management interface to allow platform boot without the remote trusted attestation capability. Look for other errors which call out the trusted platform module and follow the repair actions for these errors.

**Response:**

The FRU callouts are calculated at the time of the failure. See the error log for the actual replacement strategy.

---

**BC112BAE****Explanation:**

Failure detected in security subsystem.

**Response:**

The FRU callouts are calculated at the time of the failure. See the error log for the actual replacement strategy.

---

**BC112BAF****Explanation:**

Failure detected in security subsystem.

**Response:**

The FRU callouts are calculated at the time of the failure. See the error log for the actual replacement strategy.

---

**BC112BB0****Explanation:**

TPM log invalid format.

**Response:**

The FRU callouts are calculated at the time of the failure. See the error log for the actual replacement strategy.

---

**BC112BB1****Explanation:**

Trusted boot failure.

**Response:**

The FRU callouts are calculated at the time of the failure. See the error log for the actual replacement strategy.

---

**BC112BB2****Explanation:**

Firmware error during system boot.

**Response:**

The FRU callouts are calculated at the time of the failure. See the error log for the actual replacement strategy.

---

**BC112BB3****Explanation:**

Firmware error during system boot.

**Response:**

The FRU callouts are calculated at the time of the failure. See the error log for the actual replacement strategy.

---

**BC112BB4****Explanation:**

Platform security problem detected.

**Response:**

The FRU callouts are calculated at the time of the failure. See the error log for the actual replacement strategy.

---

**BC112BB5****Explanation:**

Failure detected in security subsystem.

**Response:**

The FRU callouts are calculated at the time of the failure. See the error log for the actual replacement strategy.

---

**BC112BB7****Explanation:**

Trusted Boot failure.

**Response:**

The FRU callouts are calculated at the time of the failure. See the error log for the actual replacement strategy.

---

**BC112BB8****Explanation:**

Trusted boot failure.

**Response:**

The FRU callouts are calculated at the time of the failure. See the error log for the actual replacement strategy.

---

**BC112BB9****Explanation:**

Trusted boot failure.

**Response:**

The FRU callouts are calculated at the time of the failure. See the error log for the actual replacement strategy.

---

**BC112BBA****Explanation:**

Trusted boot failure.

**Response:**

The FRU callouts are calculated at the time of the failure. See the error log for the actual replacement strategy.

---

**BC112BBB****Explanation:**

Trusted boot failure.

**Response:**

The FRU callouts are calculated at the time of the failure. See the error log for the actual replacement strategy.

---

**BC112BBC****Explanation:**

Trusted boot failure.

**Response:**

The FRU callouts are calculated at the time of the failure. See the error log for the actual replacement strategy.

---

**BC112BBD****Explanation:**

trustedboot failure.

**Response:**

The FRU callouts are calculated at the time of the failure. See the error log for the actual replacement strategy.

---

**BC113325****Explanation:**

During processor/memory subsystem initialization, an error was encountered: Unable to resolve other end of xbus.

**Response:**

The FRU callouts are calculated at the time of the failure. See the error log for the actual replacement strategy.

---

**BC113326****Explanation:**

During processor/memory subsystem initialization, an error was encountered: Unable to resolve other end of xbus.

**Response:**

The FRU callouts are calculated at the time of the failure. See the error log for the actual replacement strategy.

---

**BC113327****Explanation:**

Firmware Error.

**Response:**

The FRU callouts are calculated at the time of the failure. See the error log for the actual replacement strategy.

---

**BC113328****Explanation:**

Firmware Error.

**Response:**

The FRU callouts are calculated at the time of the failure. See the error log for the actual replacement strategy.

---

**BC113329****Explanation:**

Firmware Error.

**Response:**

The FRU callouts are calculated at the time of the failure. See the error log for the actual replacement strategy.

---

**BC11332A****Explanation:**

Firmware Error.

**Response:**

The FRU callouts are calculated at the time of the failure. See the error log for the actual replacement strategy.

---

**BC11332B****Explanation:**

Firmware Error.

**Response:**

The FRU callouts are calculated at the time of the failure. See the error log for the actual replacement strategy.

---

**BC11332C****Explanation:**

Firmware Error.

**Response:**

The FRU callouts are calculated at the time of the failure. See the error log for the actual replacement strategy.

---

**BC11332D****Explanation:**

Firmware Error or unsupported part.

**Response:**

The FRU callouts are calculated at the time of the failure. See the error log for the actual replacement strategy.

---

**BC11332E****Explanation:**

Firmware Error.

**Response:**

The FRU callouts are calculated at the time of the failure. See the error log for the actual replacement strategy.

---

**BC11332F****Explanation:**

Firmware Error.

**Response:**

The FRU callouts are calculated at the time of the failure. See the error log for the actual replacement strategy.

---

**BC113330****Explanation:**

Firmware Error.

**Response:**

The FRU callouts are calculated at the time of the failure. See the error log for the actual replacement strategy.

---

**BC113331****Explanation:**

Firmware Error.

**Response:**

The FRU callouts are calculated at the time of the failure. See the error log for the actual replacement strategy.

---

**BC113332****Explanation:**

Firmware Error.

**Response:**

The FRU callouts are calculated at the time of the failure. See the error log for the actual replacement strategy.

---

**BC113333****Explanation:**

Firmware Error.

**Response:**

The FRU callouts are calculated at the time of the failure. See the error log for the actual replacement strategy.

---

**BC113334****Explanation:**

During processor/memory subsystem initialization, an error was encountered: platGetMBvdpdMemoryDataVersion could not find the expected 1 mba from the passed dimm target.

**Response:**

The FRU callouts are calculated at the time of the failure. See the error log for the actual replacement strategy.

---

**BC113335****Explanation:**

During processor/memory subsystem initialization, an error was encountered: platGetMBvdpdMemoryDataVersion could not find an mba parent target from the passed in dimm target.

**Response:**

The FRU callouts are calculated at the time of the failure. See the error log for the actual replacement strategy.

---

**BC113336****Explanation:**

During processor/memory subsystem initialization, an error was encountered: platGetMBvdpdMemoryDataVersion could not find any child mba's from the passed in target of type TYPE\_MEMBUF.

**Response:**

The FRU callouts are calculated at the time of the failure. See the error log for the actual replacement strategy.

---

**BC113337****Explanation:**

During processor/memory subsystem initialization, an error was encountered: platGetMBvdpdMemoryDataVersion requires a target of type TYPE\_MBA or TYPE\_MEMBUF.

**Response:**

The FRU callouts are calculated at the time of the failure. See the error log for the actual replacement strategy.

---

**BC113339****Explanation:**

Internal firmware error.

**Response:**

The FRU callouts are calculated at the time of the failure. See the error log for the actual replacement strategy.

---

**BC11333A****Explanation:**

Internal firmware error.

**Response:**

The FRU callouts are calculated at the time of the failure. See the error log for the actual replacement strategy.

---

**BC11333B****Explanation:**

Internal firmware error.

**Response:**

The FRU callouts are calculated at the time of the failure. See the error log for the actual replacement strategy.

---

**BC11333C****Explanation:**

Internal firmware error.

**Response:**

The FRU callouts are calculated at the time of the failure. See the error log for the actual replacement strategy.

---

**BC11333D****Explanation:**

Internal firmware error.

**Response:**

The FRU callouts are calculated at the time of the failure. See the error log for the actual replacement strategy.

---

**BC11333E****Explanation:**

Internal firmware error.

**Response:**

The FRU callouts are calculated at the time of the failure. See the error log for the actual replacement strategy.

---

**BC11333F****Explanation:**

Firmware error.

**Response:**

The FRU callouts are calculated at the time of the failure. See the error log for the actual replacement strategy.

---

**BC113340****Explanation:**

Internal firmware error.

**Response:**

The FRU callouts are calculated at the time of the failure. See the error log for the actual replacement strategy.

---

**BC113341****Explanation:**

Action not allowed in secure mode.

**Response:**

The FRU callouts are calculated at the time of the failure. See the error log for the actual replacement strategy.

---

**BC113343****Explanation:**

Internal firmware error.

**Response:**

The FRU callouts are calculated at the time of the failure. See the error log for the actual replacement strategy.

---

**BC113403****Explanation:**

A problem occurred while running processor boot code.

**Response:**

The FRU callouts are calculated at the time of the failure. See the error log for the actual replacement strategy.

---

**BC113404**

**Explanation:**

A problem occurred while running processor boot code.

**Response:**

The FRU callouts are calculated at the time of the failure. See the error log for the actual replacement strategy.

---

**BC113405**

**Explanation:**

A problem occurred while running processor boot code.

**Response:**

The FRU callouts are calculated at the time of the failure. See the error log for the actual replacement strategy.

---

**BC113406**

**Explanation:**

A problem occurred while running processor boot code.

**Response:**

The FRU callouts are calculated at the time of the failure. See the error log for the actual replacement strategy.

---

**BC113407**

**Explanation:**

A problem occurred while running processor boot code.

**Response:**

The FRU callouts are calculated at the time of the failure. See the error log for the actual replacement strategy.

---

**BC113408**

**Explanation:**

A problem occurred while running processor boot code.

**Response:**

The FRU callouts are calculated at the time of the failure. See the error log for the actual replacement strategy.

---

**BC113409**

**Explanation:**

A problem occurred while running processor boot code.

**Response:**

The FRU callouts are calculated at the time of the failure. See the error log for the actual replacement strategy.

---

**BC11340A**

**Explanation:**

A problem occurred while running processor boot code.

**Response:**

The FRU callouts are calculated at the time of the failure. See the error log for the actual replacement strategy.

---

**BC11340B**

**Explanation:**

A problem occurred while running processor boot code.

**Response:**

The FRU callouts are calculated at the time of the failure. See the error log for the actual replacement strategy.

---

**BC11340C**

**Explanation:**

A problem occurred while running processor boot code.

**Response:**

The FRU callouts are calculated at the time of the failure. See the error log for the actual replacement strategy.

---

**BC11340F**

**Explanation:**

Failed to load boot firmware.

**Response:**

The FRU callouts are calculated at the time of the failure. See the error log for the actual replacement strategy.

---

**BC113501**

**Explanation:**

During processor/memory subsystem initialization, an error was encountered: Invalid operation type.

**Response:**

The FRU callouts are calculated at the time of the failure. See the error log for the actual replacement strategy.

---

**BC113502**

**Explanation:**

A problem was detected during the IPL of the system: Device type not supported.



**Response:**

The FRU callouts are calculated at the time of the failure. See the error log for the actual replacement strategy.

---

**BC113503****Explanation:**

During processor/memory subsystem initialization, an error was encountered: NVDIMM attribute was not found.

**Response:**

The FRU callouts are calculated at the time of the failure. See the error log for the actual replacement strategy.

---

**BC113505****Explanation:**

During processor/memory subsystem initialization, an error was encountered: I2C master entity path doesn't exist.

**Response:**

The FRU callouts are calculated at the time of the failure. See the error log for the actual replacement strategy.

---

**BC113506****Explanation:**

During processor/memory subsystem initialization, an error was encountered: I2C master path target is null.

**Response:**

The FRU callouts are calculated at the time of the failure. See the error log for the actual replacement strategy.

---

**BC113507****Explanation:**

During processor/memory subsystem initialization, an error was encountered: Invalid address offset size.

**Response:**

The FRU callouts are calculated at the time of the failure. See the error log for the actual replacement strategy.

---

**BC113508****Explanation:**

A problem occurred during the IPL of the system: I2C buffer offset is too large.

**Response:**

The FRU callouts are calculated at the time of the failure. See the error log for the actual replacement strategy.

---

**BC113509****Explanation:**

During processor/memory subsystem initialization, an error was encountered: I2C write page size is zero.

**Response:**

The FRU callouts are calculated at the time of the failure. See the error log for the actual replacement strategy.

---

**BC11350A****Explanation:**

During processor/memory subsystem initialization, an error was encountered: NVDIMM register offset out of bound.

**Response:**

The FRU callouts are calculated at the time of the failure. See the error log for the actual replacement strategy.

---

**BC11350D****Explanation:**

NVDIMM timed out.

**Response:**

The FRU callouts are calculated at the time of the failure. See the error log for the actual replacement strategy.

---

**BC11350E****Explanation:**

NVDIMM timed out.

**Response:**

The FRU callouts are calculated at the time of the failure. See the error log for the actual replacement strategy.

---

**BC11350F****Explanation:**

NVDIMM timed out.

**Response:**

The FRU callouts are calculated at the time of the failure. See the error log for the actual replacement strategy.

---

**BC113512****Explanation:**

NVDIMM encountered error setting the energy source policy.

**Response:**

The FRU callouts are calculated at the time of the failure. See the error log for the actual replacement strategy.

---

**BC113516****Explanation:**

Encountered error performing internal operation on NVDIMM.

**Response:**

The FRU callouts are calculated at the time of the failure. See the error log for the actual replacement strategy.

---

**BC113517****Explanation:**

NVDIMM timed out.

**Response:**

The FRU callouts are calculated at the time of the failure. See the error log for the actual replacement strategy.

---

**BC113518****Explanation:**

NVDIMM encountered error arming save trigger.

**Response:**

The FRU callouts are calculated at the time of the failure. See the error log for the actual replacement strategy.

---

**BC113519****Explanation:**

NVDIMM error erasing data image.

**Response:**

The FRU callouts are calculated at the time of the failure. See the error log for the actual replacement strategy.

---

**BC11351A****Explanation:**

NVDIMM failed to restore data.

**Response:**

The FRU callouts are calculated at the time of the failure. See the error log for the actual replacement strategy.

---

**BC11351B****Explanation:**

NVDIMM not ready.

**Response:**

The FRU callouts are calculated at the time of the failure. See the error log for the actual replacement strategy.

---

**BC11351C****Explanation:**

Internal firmware error.

**Response:**

The FRU callouts are calculated at the time of the failure. See the error log for the actual replacement strategy.

---

**BC11351D****Explanation:**

NVDIMM not updated.

**Response:**

The FRU callouts are calculated at the time of the failure. See the error log for the actual replacement strategy.

---

**BC11351E****Explanation:**

NVDIMM not updated.

**Response:**

The FRU callouts are calculated at the time of the failure. See the error log for the actual replacement strategy.

---

**BC11351F****Explanation:**

NVDIMM not updated.

**Response:**

The FRU callouts are calculated at the time of the failure. See the error log for the actual replacement strategy.

---

**BC113520****Explanation:**

NVDIMM not updated.

**Response:**

The FRU callouts are calculated at the time of the failure. See the error log for the actual replacement strategy.

---

**BC113521****Explanation:**

NVDIMM not updated.

**Response:**

The FRU callouts are calculated at the time of the failure. See the error log for the actual replacement strategy.

---

**BC113522****Explanation:**

NVDIMM not updated.

**Response:**

The FRU callouts are calculated at the time of the failure. See the error log for the actual replacement strategy.

---

**BC113523****Explanation:**

NVDIMM not updated.

**Response:**

The FRU callouts are calculated at the time of the failure. See the error log for the actual replacement strategy.

---

**BC113524**

**Explanation:**

NVDIMM not updated.

**Response:**

The FRU callouts are calculated at the time of the failure. See the error log for the actual replacement strategy.

---

**BC113525****Explanation:**

NVDIMM not updated.

**Response:**

The FRU callouts are calculated at the time of the failure. See the error log for the actual replacement strategy.

---

**BC113526****Explanation:**

NVDIMM not updated.

**Response:**

The FRU callouts are calculated at the time of the failure. See the error log for the actual replacement strategy.

---

**BC113527****Explanation:**

NVDIMM not updated.

**Response:**

The FRU callouts are calculated at the time of the failure. See the error log for the actual replacement strategy.

---

**BC113528****Explanation:**

NVDIMM update started.

**Response:**

The FRU callouts are calculated at the time of the failure. See the error log for the actual replacement strategy.

---

**BC113529****Explanation:**

NVDIMM was successfully updated.

**Response:**

The FRU callouts are calculated at the time of the failure. See the error log for the actual replacement strategy.

---

**BC11352A****Explanation:**

NVDIMM error generating encryption keys.

**Response:**

The FRU callouts are calculated at the time of the failure. See the error log for the actual replacement strategy.

---

**BC11352B****Explanation:**

NVDIMM error erasing data image.

**Response:**

The FRU callouts are calculated at the time of the failure. See the error log for the actual replacement strategy.

---

**BC11352C****Explanation:**

NVDIMM error during Catastrophic Save.

**Response:**

The FRU callouts are calculated at the time of the failure. See the error log for the actual replacement strategy.

---

**BC11352D****Explanation:**

NVDIMM failed module health status check.

**Response:**

The FRU callouts are calculated at the time of the failure. See the error log for the actual replacement strategy.

---

**BC11352E****Explanation:**

NVDIMM failed module health status check.

**Response:**

The FRU callouts are calculated at the time of the failure. See the error log for the actual replacement strategy.

---

**BC11352F****Explanation:**

NVDIMM failed module health status check.

**Response:**

The FRU callouts are calculated at the time of the failure. See the error log for the actual replacement strategy.

---

**BC113530****Explanation:**

NVDIMM error generating encryption keys.

**Response:**

The FRU callouts are calculated at the time of the failure. See the error log for the actual replacement strategy.

---

**BC113538****Explanation:**

NVDIMM failed module health status check.

**Response:**

The FRU callouts are calculated at the time of the failure. See the error log for the actual replacement strategy.

---

**BC11353E****Explanation:**

NVDIMM failed to enable event notificaitons.

**Response:**

The FRU callouts are calculated at the time of the failure. See the error log for the actual replacement strategy.

---

**BC11353F****Explanation:**

NVDIMM register error.

**Response:**

The FRU callouts are calculated at the time of the failure. See the error log for the actual replacement strategy.

---

**BC113540****Explanation:**

NVDIMM encryption error.

**Response:**

The FRU callouts are calculated at the time of the failure. See the error log for the actual replacement strategy.

---

**BC113541****Explanation:**

NVDIMM register error.

**Response:**

The FRU callouts are calculated at the time of the failure. See the error log for the actual replacement strategy.

---

**BC113542****Explanation:**

NVDIMM register error.

**Response:**

The FRU callouts are calculated at the time of the failure. See the error log for the actual replacement strategy.

---

**BC113543****Explanation:**

NVDIMM encryption error.

**Response:**

The FRU callouts are calculated at the time of the failure. See the error log for the actual replacement strategy.

---

**BC113544****Explanation:**

NVDIMM encryption error.

**Response:**

The FRU callouts are calculated at the time of the failure. See the error log for the actual replacement strategy.

---

**BC113545****Explanation:**

NVDIMM encryption error.

**Response:**

The FRU callouts are calculated at the time of the failure. See the error log for the actual replacement strategy.

---

**BC113546****Explanation:**

NVDIMM encryption error.

**Response:**

The FRU callouts are calculated at the time of the failure. See the error log for the actual replacement strategy.

---

**BC113548****Explanation:**

NVDIMM encryption error.

**Response:**

The FRU callouts are calculated at the time of the failure. See the error log for the actual replacement strategy.

---

**BC113549****Explanation:**

NVDIMM ES health check failed.

**Response:**

The FRU callouts are calculated at the time of the failure. See the error log for the actual replacement strategy.

---

**BC11354A****Explanation:**

NVDIMM ES health check failed.

**Response:**

The FRU callouts are calculated at the time of the failure. See the error log for the actual replacement strategy.

---

**BC11354B****Explanation:**

NVDIMM ES health check failed.

**Response:**

The FRU callouts are calculated at the time of the failure. See the error log for the actual replacement strategy.

---

**BC11354C****Explanation:**

NVDIMM ES health check failed.

**Response:**

The FRU callouts are calculated at the time of the failure. See the error log for the actual replacement strategy.

---

**BC11354D**

**Explanation:**

NVDIMM NVM health check failed.

**Response:**

The FRU callouts are calculated at the time of the failure. See the error log for the actual replacement strategy.

---

**BC11354E**

**Explanation:**

NVDIMM logging error.

**Response:**

The FRU callouts are calculated at the time of the failure. See the error log for the actual replacement strategy.

---

**BC11354F**

**Explanation:**

NVDIMM logging error.

**Response:**

The FRU callouts are calculated at the time of the failure. See the error log for the actual replacement strategy.

---

**BC113550**

**Explanation:**

NVDIMM incorrect firmware slot.

**Response:**

The FRU callouts are calculated at the time of the failure. See the error log for the actual replacement strategy.

---

**BC113551**

**Explanation:**

NVDIMM error during nvdimm erase.

**Response:**

The FRU callouts are calculated at the time of the failure. See the error log for the actual replacement strategy.

---

**BC113552**

**Explanation:**

NVDIMM failed the arm precheck and is unable to arm.

**Response:**

The FRU callouts are calculated at the time of the failure. See the error log for the actual replacement strategy.

---

**BC113553**

**Explanation:**

NVDIMM failed to ARM.

**Response:**

The FRU callouts are calculated at the time of the failure. See the error log for the actual replacement strategy.

---

**BC113554**

**Explanation:**

NVDIMM requires an arm retry.

**Response:**

The FRU callouts are calculated at the time of the failure. See the error log for the actual replacement strategy.

---

**BC113555**

**Explanation:**

NVDIMM not updated.

**Response:**

The FRU callouts are calculated at the time of the failure. See the error log for the actual replacement strategy.

---

**BC113556**

**Explanation:**

NVDIMM not running latest firmware level.

**Response:**

The FRU callouts are calculated at the time of the failure. See the error log for the actual replacement strategy.

---

**BC113557**

**Explanation:**

NVDIMM erase error.

**Response:**

The FRU callouts are calculated at the time of the failure. See the error log for the actual replacement strategy.

---

**BC113558**

**Explanation:**

NVDIMM erase error.

**Response:**

The FRU callouts are calculated at the time of the failure. See the error log for the actual replacement strategy.

---

**BC113601**

**Explanation:**

A problem occurred during the IPL of the system: Invalid data length for a SCOM operation.

**Response:**

The FRU callouts are calculated at the time of the failure. See the error log for the actual replacement strategy.

---

**BC113602****Explanation:**

A problem occurred during the IPL of the system: Invalid target type for a SCOM operation.

**Response:**

The FRU callouts are calculated at the time of the failure. See the error log for the actual replacement strategy.

---

**BC113603****Explanation:**

A problem occurred during the IPL of the system: Invalid operation type for a SCOM operation.

**Response:**

The FRU callouts are calculated at the time of the failure. See the error log for the actual replacement strategy.

---

**BC113604****Explanation:**

A problem occurred during the IPL of the system: Invalid address for a SCOM operation.

**Response:**

The FRU callouts are calculated at the time of the failure. See the error log for the actual replacement strategy.

---

**BC113701****Explanation:**

Unexpected memory subsystem firmware error.

**Response:**

The FRU callouts are calculated at the time of the failure. See the error log for the actual replacement strategy.

---

**BC113702****Explanation:**

Unexpected memory subsystem firmware error.

**Response:**

The FRU callouts are calculated at the time of the failure. See the error log for the actual replacement strategy.

---

**BC113703****Explanation:**

Unexpected memory subsystem firmware error.

**Response:**

The FRU callouts are calculated at the time of the failure. See the error log for the actual replacement strategy.

---

**BC113704****Explanation:**

Unexpected memory subsystem firmware error.

**Response:**

The FRU callouts are calculated at the time of the failure. See the error log for the actual replacement strategy.

---

**BC113705****Explanation:**

Unexpected memory subsystem firmware error.

**Response:**

The FRU callouts are calculated at the time of the failure. See the error log for the actual replacement strategy.

---

**BC113706****Explanation:**

Unexpected memory subsystem firmware error.

**Response:**

The FRU callouts are calculated at the time of the failure. See the error log for the actual replacement strategy.

---

**BC113707****Explanation:**

Unexpected memory subsystem firmware error.

**Response:**

The FRU callouts are calculated at the time of the failure. See the error log for the actual replacement strategy.

---

**BC113708****Explanation:**

Unexpected memory subsystem firmware error.

**Response:**

The FRU callouts are calculated at the time of the failure. See the error log for the actual replacement strategy.

---

**BC113709****Explanation:**

Unexpected memory subsystem firmware error.

**Response:**

The FRU callouts are calculated at the time of the failure. See the error log for the actual replacement strategy.

---

**BC11370A****Explanation:**

Unexpected memory subsystem firmware error.

**Response:**

The FRU callouts are calculated at the time of the failure. See the error log for the actual replacement strategy.

---

**BC113901****Explanation:**

Error occurred during system boot.

**Response:**

The FRU callouts are calculated at the time of the failure. See the error log for the actual replacement strategy.

---

**BC113902****Explanation:**

Error occurred during system boot.

**Response:**

The FRU callouts are calculated at the time of the failure. See the error log for the actual replacement strategy.

---

**BC114101****Explanation:**

A problem occurred during the IPL of the system:  
Internal Firmware Error.

**Response:**

The FRU callouts are calculated at the time of the failure. See the error log for the actual replacement strategy.

---

**BC114102****Explanation:**

A problem occurred during the IPL of the system:  
Internal Firmware Error.

**Response:**

The FRU callouts are calculated at the time of the failure. See the error log for the actual replacement strategy.

---

**BC114103****Explanation:**

Unexpected IPL firmware data format error.

**Response:**

The FRU callouts are calculated at the time of the failure. See the error log for the actual replacement strategy.

---

**BC114104****Explanation:**

Unexpected IPL firmware data format error.

**Response:**

The FRU callouts are calculated at the time of the failure. See the error log for the actual replacement strategy.

---

**BC114105****Explanation:**

Unexpected IPL firmware data format error.

**Response:**

The FRU callouts are calculated at the time of the failure. See the error log for the actual replacement strategy.

---

**BC114106****Explanation:**

Unsupported device found during firmware IPL.

**Response:**

The FRU callouts are calculated at the time of the failure. See the error log for the actual replacement strategy.

---

**BC114107****Explanation:**

Unexpected boot firmware data format error.

**Response:**

The FRU callouts are calculated at the time of the failure. See the error log for the actual replacement strategy.

---

**BC114108****Explanation:**

Unexpected IPL firmware data format error.

**Response:**

The FRU callouts are calculated at the time of the failure. See the error log for the actual replacement strategy.

---

**BC114109****Explanation:**

Unexpected IPL firmware data format error.

**Response:**

The FRU callouts are calculated at the time of the failure. See the error log for the actual replacement strategy.

---

**BC11410A****Explanation:**

PCIe hotplug controller flash update failure.

**Response:**

The FRU callouts are calculated at the time of the failure. See the error log for the actual replacement strategy.

---

**BC11410B****Explanation:**

PCIe hotplug controller flash update failure.

**Response:**

The FRU callouts are calculated at the time of the failure. See the error log for the actual replacement strategy.

---

**BC11410C****Explanation:**

A problem occurred during the IPL of the system:  
Internal Firmware Error.

**Response:**

The FRU callouts are calculated at the time of the failure. See the error log for the actual replacement strategy.

---

**BC11410D****Explanation:**

Unexpected IPL firmware data format error.

**Response:**

The FRU callouts are calculated at the time of the failure. See the error log for the actual replacement strategy.

---

**BC11430C****Explanation:**

A problem occurred during IPL of the system.

**Response:**

The FRU callouts are calculated at the time of the failure. See the error log for the actual replacement strategy.

---

**BC11430D****Explanation:**

A problem occurred during IPL of the system.

**Response:**

The FRU callouts are calculated at the time of the failure. See the error log for the actual replacement strategy.

---

**BC11430E****Explanation:**

A problem occurred during IPL of the system.

**Response:**

The FRU callouts are calculated at the time of the failure. See the error log for the actual replacement strategy.

---

**BC11430F****Explanation:**

A problem occurred during IPL of the system.

**Response:**

The FRU callouts are calculated at the time of the failure. See the error log for the actual replacement strategy.

---

**BC1143FB****Explanation:**

Informational log associated with DIMM updates.

**Response:**

The FRU callouts are calculated at the time of the failure. See the error log for the actual replacement strategy.

---

**BC1143FC****Explanation:**

Informational log associated with DIMM updates.

**Response:**

The FRU callouts are calculated at the time of the failure. See the error log for the actual replacement strategy.

---

**BC1143FD****Explanation:**

Informational log associated with DIMM updates.

**Response:**

The FRU callouts are calculated at the time of the failure. See the error log for the actual replacement strategy.

---

**BC1143FE****Explanation:**

Informational log associated with DIMM updates.

**Response:**

The FRU callouts are calculated at the time of the failure. See the error log for the actual replacement strategy.

---

**BC114601****Explanation:**

A problem occurred during the IPL of the system.

**Response:**

The FRU callouts are calculated at the time of the failure. See the error log for the actual replacement strategy.

---

**BC114705****Explanation:**

A problem occurred during the IPL of the system.

**Response:**

The FRU callouts are calculated at the time of the failure. See the error log for the actual replacement strategy.

---

**BC114708****Explanation:**

A problem occurred during the IPL of the system.

**Response:**

The FRU callouts are calculated at the time of the failure. See the error log for the actual replacement strategy.

---

**BC119001****Explanation:**

Firmware encountered an internal error.



**Response:**

The FRU callouts are calculated at the time of the failure. See the error log for the actual replacement strategy.

---

**BC119002****Explanation:**

Firmware encountered an internal error while retrieving target data.

**Response:**

The FRU callouts are calculated at the time of the failure. See the error log for the actual replacement strategy.

---

**BC119003****Explanation:**

Firmware encountered an internal error while retrieving attribute data.

**Response:**

The FRU callouts are calculated at the time of the failure. See the error log for the actual replacement strategy.

---

**BC119004****Explanation:**

Firmware encountered an internal error while retrieving attribute data.

**Response:**

The FRU callouts are calculated at the time of the failure. See the error log for the actual replacement strategy.

---

**BC119005****Explanation:**

Firmware encountered an internal error.

**Response:**

The FRU callouts are calculated at the time of the failure. See the error log for the actual replacement strategy.

---

**BC119006****Explanation:**

Firmware encountered an internal error while retrieving target data.

**Response:**

The FRU callouts are calculated at the time of the failure. See the error log for the actual replacement strategy.

---

**BC11900A****Explanation:**

Firmware encountered an internal error.

**Response:**

The FRU callouts are calculated at the time of the failure. See the error log for the actual replacement strategy.

---

**BC11900B****Explanation:**

Firmware encountered an internal error.

**Response:**

The FRU callouts are calculated at the time of the failure. See the error log for the actual replacement strategy.

---

**BC11900D****Explanation:**

Firmware encountered an internal error.

**Response:**

The FRU callouts are calculated at the time of the failure. See the error log for the actual replacement strategy.

---

**BC11900E****Explanation:**

Firmware encountered an internal error.

**Response:**

The FRU callouts are calculated at the time of the failure. See the error log for the actual replacement strategy.

---

**BC11900F****Explanation:**

Firmware encountered an internal error.

**Response:**

The FRU callouts are calculated at the time of the failure. See the error log for the actual replacement strategy.

---

**BC119010****Explanation:**

Firmware encountered an internal error.

**Response:**

The FRU callouts are calculated at the time of the failure. See the error log for the actual replacement strategy.

---

**BC119011****Explanation:**

During processor/memory subsystem initialization, an error was encountered: Exceeded limit of number of mainstore VPD In Memory Trace array entries.

**Response:**

The FRU callouts are calculated at the time of the failure. See the error log for the actual replacement strategy.

---

**BC119012**

**Explanation:**

During processor/memory subsystem initialization, an error was encountered: Attempted to add a RAM FRU for an invalid mainstore area.

**Response:**

The FRU callouts are calculated at the time of the failure. See the error log for the actual replacement strategy.

---

**BC119014****Explanation:**

Firmware encountered an internal error while retrieving target handle.

**Response:**

The FRU callouts are calculated at the time of the failure. See the error log for the actual replacement strategy.

---

**BC119015****Explanation:**

Firmware encountered an internal error.

**Response:**

The FRU callouts are calculated at the time of the failure. See the error log for the actual replacement strategy.

---

**BC119016****Explanation:**

Firmware encountered an internal error.

**Response:**

The FRU callouts are calculated at the time of the failure. See the error log for the actual replacement strategy.

---

**BC119017****Explanation:**

Firmware encountered an internal error.

**Response:**

The FRU callouts are calculated at the time of the failure. See the error log for the actual replacement strategy.

---

**BC119018****Explanation:**

Firmware encountered an internal error.

**Response:**

The FRU callouts are calculated at the time of the failure. See the error log for the actual replacement strategy.

---

**BC119019****Explanation:**

Firmware encountered an internal error.

**Response:**

The FRU callouts are calculated at the time of the failure. See the error log for the actual replacement strategy.

---

**BC11901A****Explanation:**

Firmware encountered an internal error.

**Response:**

The FRU callouts are calculated at the time of the failure. See the error log for the actual replacement strategy.

---

**BC11901B****Explanation:**

Firmware encountered an internal error.

**Response:**

The FRU callouts are calculated at the time of the failure. See the error log for the actual replacement strategy.

---

**BC11901C****Explanation:**

Firmware encountered an internal error.

**Response:**

The FRU callouts are calculated at the time of the failure. See the error log for the actual replacement strategy.

---

**BC11901E****Explanation:**

Firmware encountered an internal error while getting obus brick ID.

**Response:**

The FRU callouts are calculated at the time of the failure. See the error log for the actual replacement strategy.

---

**BC11901F****Explanation:**

Firmware encountered an internal error while getting obus frequency bucket.

**Response:**

The FRU callouts are calculated at the time of the failure. See the error log for the actual replacement strategy.

---

**BC119020****Explanation:**

Firmware encountered an internal error while finding proc model and ec.

**Response:**

The FRU callouts are calculated at the time of the failure. See the error log for the actual replacement strategy.

---

**BC119021****Explanation:**

Firmware encountered an internal error while retrieving obus pll frequency values.

**Response:**

The FRU callouts are calculated at the time of the failure. See the error log for the actual replacement strategy.

---

**BC11E504****Explanation:**

During processor/memory subsystem initialization, an error was encountered: CEC hardware failure detected.

**Response:**

The FRU callouts are calculated at the time of the failure. See the error log for the actual replacement strategy.

---

**BC11E540****Explanation:**

During processor/memory subsystem initialization, an error was encountered: CEC hardware failure detected. Cause is most likely hardware, but there are other callouts including Software or Next Level Support.

**Response:**

The FRU callouts are calculated at the time of the failure. See the error log for the actual replacement strategy.

---

**BC11E550****Explanation:**

During processor/memory subsystem initialization, an error was encountered: CEC hardware failure detected. Cause is most likely Software, but there are also Hardware callouts.

**Response:**

The FRU callouts are calculated at the time of the failure. See the error log for the actual replacement strategy.

---

**BC11E560****Explanation:**

During processor/memory subsystem initialization, an error was encountered: CEC hardware failure detected. Cause is most likely Software.

**Response:**

The FRU callouts are calculated at the time of the failure. See the error log for the actual replacement strategy.

---

**BC11E570****Explanation:**

During processor/memory subsystem initialization, an error was encountered: An errorlog containing extra FFDC collected by the HWP.

**Response:**

The FRU callouts are calculated at the time of the failure. See the error log for the actual replacement strategy.

---

**BC11E580****Explanation:**

Chip diagnosis did not find any chip with an attention.

**Response:**

The FRU callouts are calculated at the time of the failure. See the error log for the actual replacement strategy.

---

**BC11E582****Explanation:**

During processor/memory subsystem initialization, an error was encountered: Invalid configuration in CS FIR Data handling.

**Response:**

The FRU callouts are calculated at the time of the failure. See the error log for the actual replacement strategy.

---

**BC11E583****Explanation:**

During processor/memory subsystem initialization, an error was encountered: NULL system target.

**Response:**

The FRU callouts are calculated at the time of the failure. See the error log for the actual replacement strategy.

---

**BC120202****Explanation:**

During processor/memory subsystem initialization, an error was encountered: A device driver operation was attempted for which no driver has been registered.

**Response:**

The FRU callouts are calculated at the time of the failure. See the error log for the actual replacement strategy.

---

**BC120203****Explanation:**

During processor/memory subsystem initialization, an error was encountered: A device driver operation on a NULL target.

**Response:**

The FRU callouts are calculated at the time of the failure. See the error log for the actual replacement strategy.

---

**BC120204****Explanation:**

During processor/memory subsystem initialization, an error was encountered: A double registration was attempted with the routing framework.

**Response:**

The FRU callouts are calculated at the time of the failure. See the error log for the actual replacement strategy.

---

**BC120301****Explanation:**

During processor/memory subsystem initialization, an error was encountered: The provided address is over 32 bits long which makes it invalid.

**Response:**

The FRU callouts are calculated at the time of the failure. See the error log for the actual replacement strategy.

---

**BC120305****Explanation:**

During processor/memory subsystem initialization, an error was encountered: Indirect SCOM Read error.

**Response:**

The FRU callouts are calculated at the time of the failure. See the error log for the actual replacement strategy.

---

**BC120306****Explanation:**

During processor/memory subsystem initialization, an error was encountered: Indirect SCOM complete bit did not come on.

**Response:**

The FRU callouts are calculated at the time of the failure. See the error log for the actual replacement strategy.

---

**BC120307****Explanation:**

During processor/memory subsystem initialization, an error was encountered: Indirect SCOM Write failed for this address.

**Response:**

The FRU callouts are calculated at the time of the failure. See the error log for the actual replacement strategy.

---

**BC120308****Explanation:**

During processor/memory subsystem initialization, an error was encountered: Indirect SCOM complete bit did not come on.

**Response:**

The FRU callouts are calculated at the time of the failure. See the error log for the actual replacement strategy.

---

**BC120309****Explanation:**

During processor/memory subsystem initialization, an error was encountered: Scom Translate not supported for this type.

**Response:**

The FRU callouts are calculated at the time of the failure. See the error log for the actual replacement strategy.

---

**BC12030A****Explanation:**

During processor/memory subsystem initialization, an error was encountered: Scom Translation did not modify the address.

**Response:**

The FRU callouts are calculated at the time of the failure. See the error log for the actual replacement strategy.

---

**BC12030C****Explanation:**

Firmware error during system IPL.

**Response:**

The FRU callouts are calculated at the time of the failure. See the error log for the actual replacement strategy.

---

**BC12030D****Explanation:**

Firmware error during system IPL.

**Response:**

The FRU callouts are calculated at the time of the failure. See the error log for the actual replacement strategy.

---

**BC12030E****Explanation:**

A problem occurred during the IPL of the system.

**Response:**

The FRU callouts are calculated at the time of the failure. See the error log for the actual replacement strategy.

---

**BC12030F****Explanation:**

During processor/memory subsystem initialization, an error was encountered: Bits 0:11 in user supplied data is not zero.

**Response:**

The FRU callouts are calculated at the time of the failure. See the error log for the actual replacement strategy.

---

**BC120310****Explanation:**

During processor/memory subsystem initialization, an error was encountered: No read op on form 1 indirect scom.

**Response:**

The FRU callouts are calculated at the time of the failure. See the error log for the actual replacement strategy.

---

**BC120311****Explanation:**

During processor/memory subsystem initialization, an error was encountered: Hypervisor wakeup failed.

**Response:**

The FRU callouts are calculated at the time of the failure. See the error log for the actual replacement strategy.

---

**BC120312****Explanation:**

During processor/memory subsystem initialization, an error was encountered: SCOM runtime interface not linked.

**Response:**

The FRU callouts are calculated at the time of the failure. See the error log for the actual replacement strategy.

---

**BC120313****Explanation:**

During processor/memory subsystem initialization, an error was encountered: Disabling special wakeup when not enabled.

**Response:**

The FRU callouts are calculated at the time of the failure. See the error log for the actual replacement strategy.

---

**BC120314****Explanation:**

During processor/memory subsystem initialization, an error was encountered: Scom Translate not supported for this type.

**Response:**

The FRU callouts are calculated at the time of the failure. See the error log for the actual replacement strategy.

---

**BC120315****Explanation:**

During processor/memory subsystem initialization, an error was encountered: Error from Hypervisor attempting SCOM.

**Response:**

The FRU callouts are calculated at the time of the failure. See the error log for the actual replacement strategy.

---

**BC120316****Explanation:**

During processor/memory subsystem initialization, an error was encountered: Buffer size is less than allowed or NULL data buffer.

**Response:**

The FRU callouts are calculated at the time of the failure. See the error log for the actual replacement strategy.

---

**BC120317****Explanation:**

During processor/memory subsystem initialization, an error was encountered: Scom invalid operation type.

**Response:**

The FRU callouts are calculated at the time of the failure. See the error log for the actual replacement strategy.

---

**BC120318****Explanation:**

Secure Boot failure.

**Response:**

The FRU callouts are calculated at the time of the failure. See the error log for the actual replacement strategy.

---

**BC120319****Explanation:**

Secure Boot failure.

**Response:**

The FRU callouts are calculated at the time of the failure. See the error log for the actual replacement strategy.

---

**BC12031A****Explanation:**

Secure Boot failure.

**Response:**

The FRU callouts are calculated at the time of the failure. See the error log for the actual replacement strategy.

---

**BC12031B****Explanation:**

Secure Boot failure.

**Response:**

The FRU callouts are calculated at the time of the failure. See the error log for the actual replacement strategy.

---

**BC12031C****Explanation:**

Secure Boot failure.

**Response:**

The FRU callouts are calculated at the time of the failure. See the error log for the actual replacement strategy.

---

**BC12031D****Explanation:**

During processor/memory subsystem initialization, an error was encountered: Invalid mode parm for wakeup operation.

**Response:**

The FRU callouts are calculated at the time of the failure. See the error log for the actual replacement strategy.

---

**BC12031E****Explanation:**

During processor/memory subsystem initialization, an error was encountered: Unexpectedly forcing wakeup off when the counter is non-zero, implies a bug in the code flow.

**Response:**

The FRU callouts are calculated at the time of the failure. See the error log for the actual replacement strategy.

---

**BC12031F****Explanation:**

During processor/memory subsystem initialization, an error was encountered: Unsupported multicast op.

**Response:**

The FRU callouts are calculated at the time of the failure. See the error log for the actual replacement strategy.

---

**BC120401****Explanation:**

During processor/memory subsystem initialization, an error was encountered: XSCOM access error.

**Response:**

The FRU callouts are calculated at the time of the failure. See the error log for the actual replacement strategy.

---

**BC120402****Explanation:**

During processor/memory subsystem initialization, an error was encountered: XSCOM buffer size less than 8 bytes or NULL data buffer.

**Response:**

The FRU callouts are calculated at the time of the failure. See the error log for the actual replacement strategy.

---

**BC120403****Explanation:**

During processor/memory subsystem initialization, an error was encountered: XSCOM invalid operation type.

**Response:**

The FRU callouts are calculated at the time of the failure. See the error log for the actual replacement strategy.

---

**BC120405****Explanation:**

A problem occurred during the IPL of the system.

**Response:**

The FRU callouts are calculated at the time of the failure. See the error log for the actual replacement strategy.

---

**BC120406****Explanation:**

During processor/memory subsystem initialization, an error was encountered: XSCOM access error.

**Response:**

The FRU callouts are calculated at the time of the failure. See the error log for the actual replacement strategy.

---

**BC120407****Explanation:**

During processor/memory subsystem initialization, an error was encountered: XSCOM runtime interface not linked.

**Response:**

The FRU callouts are calculated at the time of the failure. See the error log for the actual replacement strategy.

---

**BC120501****Explanation:**

During processor/memory subsystem initialization, an error was encountered: Initialization Service failed to start a task.

**Response:**

The FRU callouts are calculated at the time of the failure. See the error log for the actual replacement strategy.

---

**BC120502**

**Explanation:**

During processor/memory subsystem initialization, an error was encountered: Initialization Service attempted to start a function within a module but the function failed to launch.

**Response:**

The FRU callouts are calculated at the time of the failure. See the error log for the actual replacement strategy.

---

**BC120503****Explanation:**

During processor/memory subsystem initialization, an error was encountered: One or more CxxTest Unit Tests failed.

**Response:**

The FRU callouts are calculated at the time of the failure. See the error log for the actual replacement strategy.

---

**BC120504****Explanation:**

During processor/memory subsystem initialization, an error was encountered: Could not FLUSH virtual memory.

**Response:**

The FRU callouts are calculated at the time of the failure. See the error log for the actual replacement strategy.

---

**BC120505****Explanation:**

During processor/memory subsystem initialization, an error was encountered: Initialization Service launched a task and the task returned an error.

**Response:**

The FRU callouts are calculated at the time of the failure. See the error log for the actual replacement strategy.

---

**BC120506****Explanation:**

During processor/memory subsystem initialization, an error was encountered: Initialization Service launched a function and the task returned an error.

**Response:**

The FRU callouts are calculated at the time of the failure. See the error log for the actual replacement strategy.

---

**BC120507****Explanation:**

During processor/memory subsystem initialization, an error was encountered: Initialization Service failed to load a module needed to load a function or task.

UserDetails will contain the name of the function or task.

**Response:**

The FRU callouts are calculated at the time of the failure. See the error log for the actual replacement strategy.

---

**BC120508****Explanation:**

During processor/memory subsystem initialization, an error was encountered: Request to send Istep Complete msg to Fsp, but no outstanding message from service processor found.

**Response:**

The FRU callouts are calculated at the time of the failure. See the error log for the actual replacement strategy.

---

**BC120509****Explanation:**

During processor/memory subsystem initialization, an error was encountered: IStep failed and HW deconfigured. Looped back to an earlier istep (Reconfigure loop).

**Response:**

The FRU callouts are calculated at the time of the failure. See the error log for the actual replacement strategy.

---

**BC12050A****Explanation:**

A hardware error occurred during the IPL. See previous logs for details.

**Response:**

The FRU callouts are calculated at the time of the failure. See the error log for the actual replacement strategy.

---

**BC12050B****Explanation:**

During processor/memory subsystem initialization, an error was encountered: Received shutdown request from service processor.

**Response:**

The FRU callouts are calculated at the time of the failure. See the error log for the actual replacement strategy.

---

**BC12050C****Explanation:**

A problem occurred during the IPL of the system.

**Response:**

The FRU callouts are calculated at the time of the failure. See the error log for the actual replacement strategy.

---

**BC12050D****Explanation:**

During processor/memory subsystem initialization, an error was encountered: Istep messaged received by non-master node.

**Response:**

The FRU callouts are calculated at the time of the failure. See the error log for the actual replacement strategy.

---

**BC12050F****Explanation:**

A reconfigure loop is being induced for testing purposes.

**Response:**

The FRU callouts are calculated at the time of the failure. See the error log for the actual replacement strategy.

---

**BC120510****Explanation:**

During processor/memory subsystem initialization, an error was encountered: Received shutdown request due to deconfigure outside of reconfig loop.

**Response:**

The FRU callouts are calculated at the time of the failure. See the error log for the actual replacement strategy.

---

**BC120511****Explanation:**

An internal firmware error occurred.

**Response:**

The FRU callouts are calculated at the time of the failure. See the error log for the actual replacement strategy.

---

**BC120512****Explanation:**

Node is no longer accepting istep requests.

**Response:**

The FRU callouts are calculated at the time of the failure. See the error log for the actual replacement strategy.

---

**BC120516****Explanation:**

Firmware error during boot.

**Response:**

The FRU callouts are calculated at the time of the failure. See the error log for the actual replacement strategy.

---

**BC120601****Explanation:**

A problem occurred while accessing the boot flash.

**Response:**

The FRU callouts are calculated at the time of the failure. See the error log for the actual replacement strategy.

---

**BC120602****Explanation:**

A problem occurred while accessing the boot flash.

**Response:**

The FRU callouts are calculated at the time of the failure. See the error log for the actual replacement strategy.

---

**BC120603****Explanation:**

During processor/memory subsystem initialization, an error was encountered: invalid section passed to flush.

**Response:**

The FRU callouts are calculated at the time of the failure. See the error log for the actual replacement strategy.

---

**BC120604****Explanation:**

A problem occurred while initializing secure PNOR.

**Response:**

The FRU callouts are calculated at the time of the failure. See the error log for the actual replacement strategy.

---

**BC120605****Explanation:**

Processor NOR flash: A problem occurred while accessing the boot flash.

**Response:**

The FRU callouts are calculated at the time of the failure. See the error log for the actual replacement strategy.

---

**BC120606****Explanation:**

A problem occurred while accessing the boot flash.

**Response:**

The FRU callouts are calculated at the time of the failure. See the error log for the actual replacement strategy.

---

**BC120607****Explanation:**

Firmware error accessing flash during IPL.

**Response:**



The FRU callouts are calculated at the time of the failure. See the error log for the actual replacement strategy.

---

**BC120608****Explanation:**

LPC bus error communicating with the BMC.

**Response:**

The FRU callouts are calculated at the time of the failure. See the error log for the actual replacement strategy.

---

**BC120609****Explanation:**

A problem occurred while accessing the boot flash.

**Response:**

The FRU callouts are calculated at the time of the failure. See the error log for the actual replacement strategy.

---

**BC12060B****Explanation:**

Hardware error accessing flash during IPL.

**Response:**

The FRU callouts are calculated at the time of the failure. See the error log for the actual replacement strategy.

---

**BC12060C****Explanation:**

Fail verifying Flash File System (FFS) Header on Master Candidate Processor NOR flash Table of Contents

**Response:**

The FRU callouts are calculated at the time of the failure. See the error log for the actual replacement strategy.

---

**BC120610****Explanation:**

A problem occurred while accessing the boot flash.

**Response:**

The FRU callouts are calculated at the time of the failure. See the error log for the actual replacement strategy.

---

**BC120614****Explanation:**

Firmware error accessing flash during IPL.

**Response:**

The FRU callouts are calculated at the time of the failure. See the error log for the actual replacement strategy.

---

**BC120615****Explanation:**

BMC not responding while accessing the flash.

**Response:**

The FRU callouts are calculated at the time of the failure. See the error log for the actual replacement strategy.

---

**BC120616****Explanation:**

Error accessing system firmware flash.

**Response:**

The FRU callouts are calculated at the time of the failure. See the error log for the actual replacement strategy.

---

**BC120617****Explanation:**

Error accessing system firmware flash.

**Response:**

The FRU callouts are calculated at the time of the failure. See the error log for the actual replacement strategy.

---

**BC120619****Explanation:**

A problem occurred while reading Processor NOR flash partition table.

**Response:**

The FRU callouts are calculated at the time of the failure. See the error log for the actual replacement strategy.

---

**BC12061B****Explanation:**

During processor/memory subsystem initialization, an error was encountered: invalid section passed to getSectionInfo or section prohibited by secureboot.

**Response:**

The FRU callouts are calculated at the time of the failure. See the error log for the actual replacement strategy.

---

**BC12061C****Explanation:**

During processor/memory subsystem initialization, an error was encountered: UNCORRECTABLE ECC.

**Response:**

The FRU callouts are calculated at the time of the failure. See the error log for the actual replacement strategy.

---

**BC12061D****Explanation:**

During processor/memory subsystem initialization, an error was encountered: section size is zero.

**Response:**

The FRU callouts are calculated at the time of the failure. See the error log for the actual replacement strategy.

---

**BC12061E****Explanation:**

Failed to remove pages.

**Response:**

The FRU callouts are calculated at the time of the failure. See the error log for the actual replacement strategy.

---

**BC12061F****Explanation:**

Error accessing system firmware flash.

**Response:**

The FRU callouts are calculated at the time of the failure. See the error log for the actual replacement strategy.

---

**BC120620****Explanation:**

Error accessing system firmware flash.

**Response:**

The FRU callouts are calculated at the time of the failure. See the error log for the actual replacement strategy.

---

**BC120621****Explanation:**

During processor/memory subsystem initialization, an error was encountered: Non ECC protected section is passed to fixECC.

**Response:**

The FRU callouts are calculated at the time of the failure. See the error log for the actual replacement strategy.

---

**BC120622****Explanation:**

A problem occurred while reading Processor NOR flash partition table.

**Response:**

The FRU callouts are calculated at the time of the failure. See the error log for the actual replacement strategy.

---

**BC120623****Explanation:**

A problem occurred while reading Processor NOR flash partition table.

**Response:**

The FRU callouts are calculated at the time of the failure. See the error log for the actual replacement strategy.

---

**BC120627****Explanation:**

A problem occurred while accessing the boot flash.

**Response:**

The FRU callouts are calculated at the time of the failure. See the error log for the actual replacement strategy.

---

**BC120629****Explanation:**

No valid Table of Contents (TOC) found for Processor NOR flash.

**Response:**

The FRU callouts are calculated at the time of the failure. See the error log for the actual replacement strategy.

---

**BC12062A****Explanation:**

Error accessing system firmware flash.

**Response:**

The FRU callouts are calculated at the time of the failure. See the error log for the actual replacement strategy.

---

**BC12062B****Explanation:**

A problem occurred while reading Processor NOR flash partition table.

**Response:**

The FRU callouts are calculated at the time of the failure. See the error log for the actual replacement strategy.

---

**BC12062C****Explanation:**

A problem occurred while reading Processor NOR flash partition table.

**Response:**

The FRU callouts are calculated at the time of the failure. See the error log for the actual replacement strategy.

---

**BC12062D****Explanation:**

A problem occurred while reading Processor NOR flash partition table.

**Response:**

The FRU callouts are calculated at the time of the failure. See the error log for the actual replacement strategy.

---

**BC12062F****Explanation:**

Firmware level mismatch.

**Response:**

The FRU callouts are calculated at the time of the failure. See the error log for the actual replacement strategy.

---

**BC120630****Explanation:**

Secureboot key transition failure.

**Response:**

The FRU callouts are calculated at the time of the failure. See the error log for the actual replacement strategy.

---

**BC120631****Explanation:**

Firmware Error.

**Response:**

The FRU callouts are calculated at the time of the failure. See the error log for the actual replacement strategy.

---

**BC120632****Explanation:**

BMC not responding while accessing the flash.

**Response:**

The FRU callouts are calculated at the time of the failure. See the error log for the actual replacement strategy.

---

**BC120633****Explanation:**

BMC not responding while accessing the flash.

**Response:**

The FRU callouts are calculated at the time of the failure. See the error log for the actual replacement strategy.

---

**BC120634****Explanation:**

Security failure: unable to securely load requested firmware.

**Response:**

The FRU callouts are calculated at the time of the failure. See the error log for the actual replacement strategy.

---

**BC120635****Explanation:**

A problem occurred within the security subsystem.

**Response:**

The FRU callouts are calculated at the time of the failure. See the error log for the actual replacement strategy.

---

**BC120636****Explanation:**

A problem occurred within the security subsystem.

**Response:**

The FRU callouts are calculated at the time of the failure. See the error log for the actual replacement strategy.

---

**BC120637****Explanation:**

A problem occurred within the security subsystem.

**Response:**

The FRU callouts are calculated at the time of the failure. See the error log for the actual replacement strategy.

---

**BC120638****Explanation:**

Failure in security subsystem.

**Response:**

The FRU callouts are calculated at the time of the failure. See the error log for the actual replacement strategy.

---

**BC120639****Explanation:**

Platform Security Error.

**Response:**

The FRU callouts are calculated at the time of the failure. See the error log for the actual replacement strategy.

---

**BC12063A****Explanation:**

Failure in security subsystem.

**Response:**

The FRU callouts are calculated at the time of the failure. See the error log for the actual replacement strategy.

---

**BC12063B****Explanation:**

Failure in security subsystem.

**Response:**

The FRU callouts are calculated at the time of the failure. See the error log for the actual replacement strategy.

---

**BC12063C****Explanation:**

Failure in security subsystem.

**Response:**

The FRU callouts are calculated at the time of the failure. See the error log for the actual replacement strategy.

---

**BC12063D****Explanation:**

A problem occurred while reading Processor NOR flash partition table.

**Response:**

The FRU callouts are calculated at the time of the failure. See the error log for the actual replacement strategy.

---

**BC120702****Explanation:**

A problem occurred during the IPL of the system.

**Response:**

The FRU callouts are calculated at the time of the failure. See the error log for the actual replacement strategy.

---

**BC120703****Explanation:**

During processor/memory subsystem initialization, an error was encountered: Timed out waiting for data in FIFO to read.

**Response:**

The FRU callouts are calculated at the time of the failure. See the error log for the actual replacement strategy.

---

**BC120705****Explanation:**

During processor/memory subsystem initialization, an error was encountered: Timed out waiting for command complete.

**Response:**

The FRU callouts are calculated at the time of the failure. See the error log for the actual replacement strategy.

---

**BC120706****Explanation:**

A problem occurred during the IPL of the system: An error was found in the I2C status register.

**Response:**

The FRU callouts are calculated at the time of the failure. See the error log for the actual replacement strategy.

---

**BC120707****Explanation:**

During processor/memory subsystem initialization, an error was encountered: Master Sentinel chip was used as a target for an I2C operation. This is not permitted.

**Response:**

The FRU callouts are calculated at the time of the failure. See the error log for the actual replacement strategy.

---

**BC12070A****Explanation:**

A problem occurred during the IPL of the system.

**Response:**

The FRU callouts are calculated at the time of the failure. See the error log for the actual replacement strategy.

---

**BC12070B****Explanation:**

A problem occurred during the IPL of the system: A NACK error was found in the I2C Status register.

**Response:**

The FRU callouts are calculated at the time of the failure. See the error log for the actual replacement strategy.

---

**BC12070C****Explanation:**

A problem occurred during the IPL of the system: A Bus Arbitration Lost error was found in the I2C status register.

**Response:**

The FRU callouts are calculated at the time of the failure. See the error log for the actual replacement strategy.

---

**BC12070D****Explanation:**

During processor/memory subsystem initialization, an error was encountered: I2C read/write interface not linked.

**Response:**

The FRU callouts are calculated at the time of the failure. See the error log for the actual replacement strategy.

---

**BC12070E****Explanation:**

During processor/memory subsystem initialization, an error was encountered: I2C access error.

**Response:**

The FRU callouts are calculated at the time of the failure. See the error log for the actual replacement strategy.

---

**BC12070F**

**Explanation:**

During processor/memory subsystem initialization, an error was encountered: I2C offset length is invalid.

**Response:**

The FRU callouts are calculated at the time of the failure. See the error log for the actual replacement strategy.

---

**BC120710****Explanation:**

During processor/memory subsystem initialization, an error was encountered: There was an error retrieving the EEPROM page mutex for this i2c master engine.

**Response:**

The FRU callouts are calculated at the time of the failure. See the error log for the actual replacement strategy.

---

**BC120711****Explanation:**

During processor/memory subsystem initialization, an error was encountered: There was a request for an invalid EEPROM page.

**Response:**

The FRU callouts are calculated at the time of the failure. See the error log for the actual replacement strategy.

---

**BC120712****Explanation:**

During processor/memory subsystem initialization, an error was encountered: I2C master encountered an error while trying to unlock the eepromPage.

**Response:**

The FRU callouts are calculated at the time of the failure. See the error log for the actual replacement strategy.

---

**BC120713****Explanation:**

A problem occurred during the IPL of the system.

**Response:**

The FRU callouts are calculated at the time of the failure. See the error log for the actual replacement strategy.

---

**BC120714****Explanation:**

Unexpected boot firmware error.

**Response:**

The FRU callouts are calculated at the time of the failure. See the error log for the actual replacement strategy.

---

**BC120715****Explanation:**

Unexpected boot firmware error.

**Response:**

The FRU callouts are calculated at the time of the failure. See the error log for the actual replacement strategy.

---

**BC120716****Explanation:**

Firmware error during boot.

**Response:**

The FRU callouts are calculated at the time of the failure. See the error log for the actual replacement strategy.

---

**BC120717****Explanation:**

Firmware error during boot.

**Response:**

The FRU callouts are calculated at the time of the failure. See the error log for the actual replacement strategy.

---

**BC120718****Explanation:**

Unexpected firmware error.

**Response:**

The FRU callouts are calculated at the time of the failure. See the error log for the actual replacement strategy.

---

**BC120719****Explanation:**

Unexpected firmware error.

**Response:**

The FRU callouts are calculated at the time of the failure. See the error log for the actual replacement strategy.

---

**BC12071A****Explanation:**

Unexpected firmware error.

**Response:**

The FRU callouts are calculated at the time of the failure. See the error log for the actual replacement strategy.

---

**BC12071B****Explanation:**

Unexpected firmware error.

**Response:**

The FRU callouts are calculated at the time of the failure. See the error log for the actual replacement strategy.

---

---

**BC12071C****Explanation:**

Unexpected firmware error.

**Response:**

The FRU callouts are calculated at the time of the failure. See the error log for the actual replacement strategy.

---

**BC12071D****Explanation:**

Unexpected firmware error.

**Response:**

The FRU callouts are calculated at the time of the failure. See the error log for the actual replacement strategy.

---

**BC120801****Explanation:**

During processor/memory subsystem initialization, an error was encountered: Could not load/unload module.

**Response:**

The FRU callouts are calculated at the time of the failure. See the error log for the actual replacement strategy.

---

**BC120803****Explanation:**

During processor/memory subsystem initialization, an error was encountered: Could not allocate virtual memory.

**Response:**

The FRU callouts are calculated at the time of the failure. See the error log for the actual replacement strategy.

---

**BC120804****Explanation:**

During processor/memory subsystem initialization, an error was encountered: Could not set permissions on virtual memory.

**Response:**

The FRU callouts are calculated at the time of the failure. See the error log for the actual replacement strategy.

---

**BC120805****Explanation:**

During processor/memory subsystem initialization, an error was encountered: Module does not exist.

**Response:**

The FRU callouts are calculated at the time of the failure. See the error log for the actual replacement strategy.

---

**BC120806****Explanation:**

During processor/memory subsystem initialization, an error was encountered: Module is not a data module.

**Response:**

The FRU callouts are calculated at the time of the failure. See the error log for the actual replacement strategy.

---

**BC120807****Explanation:**

A problem was detected during the IPL of the system: Task crashed.

**Response:**

The FRU callouts are calculated at the time of the failure. See the error log for the actual replacement strategy.

---

**BC120808****Explanation:**

Corrupted flash image or firmware error during system boot.

**Response:**

The FRU callouts are calculated at the time of the failure. See the error log for the actual replacement strategy.

---

**BC120901****Explanation:**

A problem was detected during the IPL of the system: A hardware initialization procedure requested an invalid attribute.

**Response:**

The FRU callouts are calculated at the time of the failure. See the error log for the actual replacement strategy.

---

**BC120902****Explanation:**

During processor/memory subsystem initialization, an error was encountered: Request for EC features on an attribute without EC features.

**Response:**

The FRU callouts are calculated at the time of the failure. See the error log for the actual replacement strategy.

---

**BC120907****Explanation:**

Internal firmware error.

**Response:**

The FRU callouts are calculated at the time of the failure. See the error log for the actual replacement strategy.

---

**BC120908****Explanation:**

Firmware Error.

**Response:**

The FRU callouts are calculated at the time of the failure. See the error log for the actual replacement strategy.

---

**BC120909****Explanation:**

Firmware Error.

**Response:**

The FRU callouts are calculated at the time of the failure. See the error log for the actual replacement strategy.

---

**BC12090A****Explanation:**

Firmware Error.

**Response:**

The FRU callouts are calculated at the time of the failure. See the error log for the actual replacement strategy.

---

**BC12090D****Explanation:**

Firmware error during IPL.

**Response:**

The FRU callouts are calculated at the time of the failure. See the error log for the actual replacement strategy.

---

**BC12090E****Explanation:**

Firmware error during IPL.

**Response:**

The FRU callouts are calculated at the time of the failure. See the error log for the actual replacement strategy.

---

**BC12090F****Explanation:**

Error initializing processor/memory subsystem during boot. See FRU list for repair actions.

**Response:**

The FRU callouts are calculated at the time of the failure. See the error log for the actual replacement strategy.

---

**BC120910****Explanation:**

Firmware error during IPL.

**Response:**

The FRU callouts are calculated at the time of the failure. See the error log for the actual replacement strategy.

---

**BC120911****Explanation:**

Firmware error during IPL.

**Response:**

The FRU callouts are calculated at the time of the failure. See the error log for the actual replacement strategy.

---

**BC120924****Explanation:**

Error unmapping memory section.

**Response:**

The FRU callouts are calculated at the time of the failure. See the error log for the actual replacement strategy.

---

**BC120925****Explanation:**

During processor/memory subsystem initialization, an error was encountered: The hwsv returned a message where the extra data was null. This should not happen so need to tell HostBoot to stop the ipl.

**Response:**

The FRU callouts are calculated at the time of the failure. See the error log for the actual replacement strategy.

---

**BC120926****Explanation:**

During processor/memory subsystem initialization, an error was encountered: The hwsv found an error while processing the message so it sent an error message back to indicate to HostBoot to stop the IPL. Userdata1 will have the error PLID from hwsv's errorlog.

**Response:**

The FRU callouts are calculated at the time of the failure. See the error log for the actual replacement strategy.

---

**BC120927****Explanation:**

During processor/memory subsystem initialization, an error was encountered: The hwsv returned a message where there was an error when the powr function was called. userdata1 contains the errorlog plid from hwsv generated by the powr function.

**Response:**

The FRU callouts are calculated at the time of the failure. See the error log for the actual replacement strategy.

---

**BC120928****Explanation:**

During processor/memory subsystem initialization, an error was encountered: HB got an incorrect type message. HB did not provide the correct message type in the istep. Userdata1 shows the message type passed in.

**Response:**

The FRU callouts are calculated at the time of the failure. See the error log for the actual replacement strategy.

---

**BC12092A****Explanation:**

During processor/memory subsystem initialization, an error was encountered: messages from other nodes have not returned in time.

**Response:**

The FRU callouts are calculated at the time of the failure. See the error log for the actual replacement strategy.

---

**BC12092B****Explanation:**

During processor/memory subsystem initialization, an error was encountered: host coalesce host timer thread failed.

**Response:**

The FRU callouts are calculated at the time of the failure. See the error log for the actual replacement strategy.

---

**BC120930****Explanation:**

Read/write requested while in DISABLE\_DRAM\_REPAIRS mode found extra bad bits set for DIMM.

**Response:**

The FRU callouts are calculated at the time of the failure. See the error log for the actual replacement strategy.

---

**BC120931****Explanation:**

A problem occurred during the IPL of the system.

**Response:**

The FRU callouts are calculated at the time of the failure. See the error log for the actual replacement strategy.

---

**BC120932****Explanation:**

A problem occurred during the IPL of the system.

**Response:**

The FRU callouts are calculated at the time of the failure. See the error log for the actual replacement strategy.

---

**BC12093E****Explanation:**

Error uncompressing payload image from boot flash.

**Response:**

The FRU callouts are calculated at the time of the failure. See the error log for the actual replacement strategy.

---

**BC120A01****Explanation:**

An internal function called the FSI device driver with an improper data length.

**Response:**

The FRU callouts are calculated at the time of the failure. See the error log for the actual replacement strategy.

---

**BC120A03****Explanation:**

A problem occurred during the IPL of the system.

**Response:**

The FRU callouts are calculated at the time of the failure. See the error log for the actual replacement strategy.

---

**BC120A04****Explanation:**

A problem occurred during the IPL of the system.

**Response:**

The FRU callouts are calculated at the time of the failure. See the error log for the actual replacement strategy.

---

**BC120A06****Explanation:**

A problem occurred during the IPL of the system.

**Response:**

The FRU callouts are calculated at the time of the failure. See the error log for the actual replacement strategy.

---

**BC120A08****Explanation:**

A problem occurred during the IPL of the system.

**Response:**

The FRU callouts are calculated at the time of the failure. See the error log for the actual replacement strategy.

---

**BC120A09****Explanation:**



A problem occurred during the IPL of the system.

**Response:**

The FRU callouts are calculated at the time of the failure. See the error log for the actual replacement strategy.

---

**BC120A0A**

**Explanation:**

A problem occurred during the IPL of the system.

**Response:**

The FRU callouts are calculated at the time of the failure. See the error log for the actual replacement strategy.

---

**BC120A0B**

**Explanation:**

A problem occurred during the IPL of the system.

**Response:**

The FRU callouts are calculated at the time of the failure. See the error log for the actual replacement strategy.

---

**BC120A0C**

**Explanation:**

A problem occurred during the IPL of the system.

**Response:**

The FRU callouts are calculated at the time of the failure. See the error log for the actual replacement strategy.

---

**BC120A0D**

**Explanation:**

A problem occurred during the IPL of the system.

**Response:**

The FRU callouts are calculated at the time of the failure. See the error log for the actual replacement strategy.

---

**BC120A0E**

**Explanation:**

A problem occurred during the IPL of the system.

**Response:**

The FRU callouts are calculated at the time of the failure. See the error log for the actual replacement strategy.

---

**BC120A0F**

**Explanation:**

FSI and MVPD do not agree.

**Response:**

The FRU callouts are calculated at the time of the failure. See the error log for the actual replacement strategy.

---

**BC120A10**

**Explanation:**

FSI and CVPD do not agree.

**Response:**

The FRU callouts are calculated at the time of the failure. See the error log for the actual replacement strategy.

---

**BC120A11**

**Explanation:**

A problem occurred during the IPL of the system.

**Response:**

The FRU callouts are calculated at the time of the failure. See the error log for the actual replacement strategy.

---

**BC120A12**

**Explanation:**

A problem occurred during the IPL of the system.

**Response:**

The FRU callouts are calculated at the time of the failure. See the error log for the actual replacement strategy.

---

**BC120B02**

**Explanation:**

A problem occurred during the IPL of the system. The eyecatch value observed in memory does not match the expected value and therefore the contents of the attribute sections are unable to be parsed.

**Response:**

The FRU callouts are calculated at the time of the failure. See the error log for the actual replacement strategy.

---

**BC120B03**

**Explanation:**

Kernel failed to block memory.

**Response:**

The FRU callouts are calculated at the time of the failure. See the error log for the actual replacement strategy.

---

**BC120B04**

**Explanation:**

Kernel failed to set permissions on virtual memory block.

**Response:**

The FRU callouts are calculated at the time of the failure. See the error log for the actual replacement strategy.

---

**BC120B05**

**Explanation:**

Unexpected boot firmware error occurred.

**Response:**

The FRU callouts are calculated at the time of the failure. See the error log for the actual replacement strategy.

---

**BC120B06****Explanation:**

FW error, unexpected Attribute section type.

**Response:**

The FRU callouts are calculated at the time of the failure. See the error log for the actual replacement strategy.

---

**BC120B07****Explanation:**

A problem occurred during the IPL of the system: Attributes were not fully synchronized between the host firmware and service processor.

**Response:**

The FRU callouts are calculated at the time of the failure. See the error log for the actual replacement strategy.

---

**BC120B08****Explanation:**

During processor/memory subsystem initialization, an error was encountered: The attribute synchronization code on the service processor side was unable to fulfill the sync to HostBoot request.

**Response:**

The FRU callouts are calculated at the time of the failure. See the error log for the actual replacement strategy.

---

**BC120B09****Explanation:**

During processor/memory subsystem initialization, an error was encountered: The attribute synchronization from the service processor failed.

**Response:**

The FRU callouts are calculated at the time of the failure. See the error log for the actual replacement strategy.

---

**BC120B0C****Explanation:**

During processor/memory subsystem initialization, an error was encountered: Targeting target's type not supported by runtime code.

**Response:**

The FRU callouts are calculated at the time of the failure. See the error log for the actual replacement strategy.

---

**BC120B0D****Explanation:**

Invalid configuration data in firmware Processor NOR flash.

**Response:**

The FRU callouts are calculated at the time of the failure. See the error log for the actual replacement strategy.

---

**BC120B0E****Explanation:**

Invalid configuration data in firmware Processor NOR flash.

**Response:**

The FRU callouts are calculated at the time of the failure. See the error log for the actual replacement strategy.

---

**BC120B0F****Explanation:**

During processor/memory subsystem initialization, an error was encountered: Failure applying given attribute override on given target.

**Response:**

The FRU callouts are calculated at the time of the failure. See the error log for the actual replacement strategy.

---

**BC120B10****Explanation:**

During processor/memory subsystem initialization, an error was encountered: Given target does not have given attribute to apply override.

**Response:**

The FRU callouts are calculated at the time of the failure. See the error log for the actual replacement strategy.

---

**BC120B11****Explanation:**

Invalid configuration data in firmware Processor NOR flash.

**Response:**

The FRU callouts are calculated at the time of the failure. See the error log for the actual replacement strategy.

---

**BC120B12****Explanation:**

Invalid configuration data in firmware Processor NOR flash.

**Response:**

The FRU callouts are calculated at the time of the failure. See the error log for the actual replacement strategy.

---

**BC120B13****Explanation:**

Kernel failed to block map memory.

**Response:**

The FRU callouts are calculated at the time of the failure. See the error log for the actual replacement strategy.

---

**BC120B15****Explanation:**

Kernel failed to unblock mapped memory.

**Response:**

The FRU callouts are calculated at the time of the failure. See the error log for the actual replacement strategy.

---

**BC120B16****Explanation:**

Unexpected internal firmware error.

**Response:**

The FRU callouts are calculated at the time of the failure. See the error log for the actual replacement strategy.

---

**BC120B17****Explanation:**

Unexpected internal firmware error.

**Response:**

The FRU callouts are calculated at the time of the failure. See the error log for the actual replacement strategy.

---

**BC120B19****Explanation:**

Unsupported override configuration data.

**Response:**

The FRU callouts are calculated at the time of the failure. See the error log for the actual replacement strategy.

---

**BC120B1A****Explanation:**

Unexpected boot firmware failure.

**Response:**

The FRU callouts are calculated at the time of the failure. See the error log for the actual replacement strategy.

---

**BC120B1B****Explanation:**

Tolerated boot firmware error occurred.

**Response:**

The FRU callouts are calculated at the time of the failure. See the error log for the actual replacement strategy.

---

**BC120B80****Explanation:**

A problem occurred during the IPL of the system.

**Response:**

The FRU callouts are calculated at the time of the failure. See the error log for the actual replacement strategy.

---

**BC120B81****Explanation:**

During processor/memory subsystem initialization, an error was encountered: The caller passed an invalid node target to find the master proc handle.

**Response:**

The FRU callouts are calculated at the time of the failure. See the error log for the actual replacement strategy.

---

**BC120B82****Explanation:**

Internal firmware error applying custom configuration settings.

**Response:**

The FRU callouts are calculated at the time of the failure. See the error log for the actual replacement strategy.

---

**BC120B83****Explanation:**

Firmware error doing code update.

**Response:**

The FRU callouts are calculated at the time of the failure. See the error log for the actual replacement strategy.

---

**BC120B84****Explanation:**

Firmware error doing code update.

**Response:**

The FRU callouts are calculated at the time of the failure. See the error log for the actual replacement strategy.

---

**BC120B85****Explanation:**

Firmware error doing code update.

**Response:**

The FRU callouts are calculated at the time of the failure. See the error log for the actual replacement strategy.

---

**BC120B86****Explanation:**

Firmware error doing code update.

**Response:**

The FRU callouts are calculated at the time of the failure. See the error log for the actual replacement strategy.

---

**BC120B87****Explanation:**

Firmware error doing code update.

**Response:**

The FRU callouts are calculated at the time of the failure. See the error log for the actual replacement strategy.

---

**BC120B88****Explanation:**

Firmware error doing code update.

**Response:**

The FRU callouts are calculated at the time of the failure. See the error log for the actual replacement strategy.

---

**BC120B89****Explanation:**

Attempted to perform an invalid attribute look up.

**Response:**

The FRU callouts are calculated at the time of the failure. See the error log for the actual replacement strategy.

---

**BC120B8A****Explanation:**

A problem occurred during the IPL of the system. Expected resource was not indicated to be present.

**Response:**

The FRU callouts are calculated at the time of the failure. See the error log for the actual replacement strategy.

---

**BC120B8B****Explanation:**

During processor/memory subsystem initialization, an error was encountered: Error: Failed to translate common association address to platform address.

**Response:**

The FRU callouts are calculated at the time of the failure. See the error log for the actual replacement strategy.

---

**BC120B8C****Explanation:**

During processor/memory subsystem initialization, an error was encountered: Error: No free association entry to set.

**Response:**

The FRU callouts are calculated at the time of the failure. See the error log for the actual replacement strategy.

---

**BC120C01****Explanation:**

During processor/memory subsystem initialization, an error was encountered: Attempt to deconfigure a target that is not deconfigurable or not present.

**Response:**

The FRU callouts are calculated at the time of the failure. See the error log for the actual replacement strategy.

---

**BC120C03****Explanation:**

During processor/memory subsystem initialization, an error was encountered: Invalid target encountered in processing of HW callout.

**Response:**

The FRU callouts are calculated at the time of the failure. See the error log for the actual replacement strategy.

---

**BC120C04****Explanation:**

During processor/memory subsystem initialization, an error was encountered: Insufficient hardware to continue.

**Response:**

The FRU callouts are calculated at the time of the failure. See the error log for the actual replacement strategy.

---

**BC120C05****Explanation:**

A problem occurred during the IPL of the system: No functional processor cores were found on the master processor.

**Response:**

The FRU callouts are calculated at the time of the failure. See the error log for the actual replacement strategy.

---

**BC120C06****Explanation:**

A problem occurred during the IPL of the system: Found no functional dimm cards.

**Response:**

The FRU callouts are calculated at the time of the failure. See the error log for the actual replacement strategy.

---

**BC120C07****Explanation:**

A problem occurred during the IPL of the system: No functional master processor was found on this node.

**Response:**

The FRU callouts are calculated at the time of the failure. See the error log for the actual replacement strategy.

---

**BC120C08****Explanation:**

A problem occurred during the IPL of the system: No functional nodes were found on the system.

**Response:**

The FRU callouts are calculated at the time of the failure. See the error log for the actual replacement strategy.

---

**BC120C09****Explanation:**

A problem occurred during the IPL of the system: Found no functional dimm cards.

**Response:**

The FRU callouts are calculated at the time of the failure. See the error log for the actual replacement strategy.

---

**BC120C0A****Explanation:**

A previously discovered hardware issue is being ignored to allow the system to boot.

**Response:**

The FRU callouts are calculated at the time of the failure. See the error log for the actual replacement strategy.

---

**BC120C0B****Explanation:**

A problem occurred during the IPL of the system: A critical resource was found to be deconfigured.

**Response:**

The FRU callouts are calculated at the time of the failure. See the error log for the actual replacement strategy.

---

**BC120C0C****Explanation:**

A problem occurred during the IPL of the system: Found no functional dimm cards.

**Response:**

The FRU callouts are calculated at the time of the failure. See the error log for the actual replacement strategy.

---

**BC120C0E****Explanation:**

Insufficient hardware to continue IPL.

**Response:**

The FRU callouts are calculated at the time of the failure. See the error log for the actual replacement strategy.

---

**BC120C0F****Explanation:**

Incompatible Processor Chip Levels.

**Response:**

The FRU callouts are calculated at the time of the failure. See the error log for the actual replacement strategy.

---

**BC120C10****Explanation:**

Incompatible Processor Chip Levels.

**Response:**

The FRU callouts are calculated at the time of the failure. See the error log for the actual replacement strategy.

---

**BC120C11****Explanation:**

Host firmware encountered an internal error.

**Response:**

The FRU callouts are calculated at the time of the failure. See the error log for the actual replacement strategy.

---

**BC120C12****Explanation:**

Host firmware encountered an internal error.

**Response:**

The FRU callouts are calculated at the time of the failure. See the error log for the actual replacement strategy.

---

**BC120C13****Explanation:**

Host Firmware encountered an internal error.

**Response:**

The FRU callouts are calculated at the time of the failure. See the error log for the actual replacement strategy.

---

**BC120C14****Explanation:**

A problem occurred during the IPL of the system:  
Found too many obus links.

**Response:**

The FRU callouts are calculated at the time of the failure. See the error log for the actual replacement strategy.

---

**BC120C15**

**Explanation:**

A problem occurred during the IPL of the system: No memory found.

**Response:**

The FRU callouts are calculated at the time of the failure. See the error log for the actual replacement strategy.

---

**BC120C16**

**Explanation:**

A problem occurred during IPL of the system: Internal Firmware Error.

**Response:**

The FRU callouts are calculated at the time of the failure. See the error log for the actual replacement strategy.

---

**BC120C19**

**Explanation:**

A problem occurred during IPL of the system: Internal Firmware Error.

**Response:**

The FRU callouts are calculated at the time of the failure. See the error log for the actual replacement strategy.

---

**BC120C1A**

**Explanation:**

An issue occurred during IPL of the system: Internal Firmware Error.

**Response:**

The FRU callouts are calculated at the time of the failure. See the error log for the actual replacement strategy.

---

**BC120C1B**

**Explanation:**

Incompatible Processor Chip Levels.

**Response:**

The FRU callouts are calculated at the time of the failure. See the error log for the actual replacement strategy.

---

**BC120C1C**

**Explanation:**

Incompatible Processor Chip Levels.

**Response:**

The FRU callouts are calculated at the time of the failure. See the error log for the actual replacement strategy.

---

**BC120C1D**

**Explanation:**

Incompatible Processor Chip Levels.

**Response:**

The FRU callouts are calculated at the time of the failure. See the error log for the actual replacement strategy.

---

**BC120C81**

**Explanation:**

A problem occurred during the IPL of the system. Attempt to create a deconfiguration record for a target that is not deconfigurable or not present.

**Response:**

The FRU callouts are calculated at the time of the failure. See the error log for the actual replacement strategy.

---

**BC120C82**

**Explanation:**

A problem occurred during the IPL of the system. Attempt to create a deconfiguration record for a target, but the deconfiguration repository is full.

**Response:**

The FRU callouts are calculated at the time of the failure. See the error log for the actual replacement strategy.

---

**BC120C83**

**Explanation:**

Invalid chipid from hardware (all FFs).

**Response:**

The FRU callouts are calculated at the time of the failure. See the error log for the actual replacement strategy.

---

**BC120C84**

**Explanation:**

Invalid Lx keyword.

**Response:**

The FRU callouts are calculated at the time of the failure. See the error log for the actual replacement strategy.

---

**BC120C85**

**Explanation:**

Bad MCA target.

**Response:**

The FRU callouts are calculated at the time of the failure. See the error log for the actual replacement strategy.

---

**BC120C86****Explanation:**

During processor/memory subsystem initialization, an error was encountered: Post de-configuration of target failed.

**Response:**

The FRU callouts are calculated at the time of the failure. See the error log for the actual replacement strategy.

---

**BC120C87****Explanation:**

During processor/memory subsystem initialization, an error was encountered: Post de-configuration of target failed.

**Response:**

The FRU callouts are calculated at the time of the failure. See the error log for the actual replacement strategy.

---

**BC120C88****Explanation:**

Insufficient DIMM resources.

**Response:**

The FRU callouts are calculated at the time of the failure. See the error log for the actual replacement strategy.

---

**BC120D01****Explanation:**

A problem occurred during the IPL of the system: Error returned from SCOM engine after write.

**Response:**

The FRU callouts are calculated at the time of the failure. See the error log for the actual replacement strategy.

---

**BC120D02****Explanation:**

A problem occurred during the IPL of the system: Error returned from SCOM engine after read.

**Response:**

The FRU callouts are calculated at the time of the failure. See the error log for the actual replacement strategy.

---

**BC120D03****Explanation:**

During processor/memory subsystem initialization, an error was encountered: Multi-SCOM read did not return correct SCOMs.

**Response:**

The FRU callouts are calculated at the time of the failure. See the error log for the actual replacement strategy.

---

**BC120D04****Explanation:**

A problem occurred during the IPL of the system: Invalid address on a SCOM operation.

**Response:**

The FRU callouts are calculated at the time of the failure. See the error log for the actual replacement strategy.

---

**BC120D05****Explanation:**

A problem occurred during the IPL of the system: Unsupported SCOM operation type.

**Response:**

The FRU callouts are calculated at the time of the failure. See the error log for the actual replacement strategy.

---

**BC120D06****Explanation:**

During processor/memory subsystem initialization, an error was encountered: Hypervisor firmware request interface not linked.

**Response:**

The FRU callouts are calculated at the time of the failure. See the error log for the actual replacement strategy.

---

**BC120D07****Explanation:**

During processor/memory subsystem initialization, an error was encountered: Unable to allocate firmware request messages.

**Response:**

The FRU callouts are calculated at the time of the failure. See the error log for the actual replacement strategy.

---

**BC120E01****Explanation:**

During processor/memory subsystem initialization, an error was encountered: Invalid operation type.

**Response:**

The FRU callouts are calculated at the time of the failure. See the error log for the actual replacement strategy.

---

**BC120E02****Explanation:**

A problem was detected during the IPL of the system:  
Device type not supported.

**Response:**

The FRU callouts are calculated at the time of the failure. See the error log for the actual replacement strategy.

---

**BC120E03**

**Explanation:**

During processor/memory subsystem initialization, an error was encountered: EEPROM attribute was not found.

**Response:**

The FRU callouts are calculated at the time of the failure. See the error log for the actual replacement strategy.

---

**BC120E04**

**Explanation:**

During processor/memory subsystem initialization, an error was encountered: Invalid EEPROM chip to access.

**Response:**

The FRU callouts are calculated at the time of the failure. See the error log for the actual replacement strategy.

---

**BC120E05**

**Explanation:**

During processor/memory subsystem initialization, an error was encountered: I2C master entity path doesn't exist.

**Response:**

The FRU callouts are calculated at the time of the failure. See the error log for the actual replacement strategy.

---

**BC120E06**

**Explanation:**

During processor/memory subsystem initialization, an error was encountered: I2C master path target is null.

**Response:**

The FRU callouts are calculated at the time of the failure. See the error log for the actual replacement strategy.

---

**BC120E07**

**Explanation:**

During processor/memory subsystem initialization, an error was encountered: Invalid address offset size.

**Response:**

The FRU callouts are calculated at the time of the failure. See the error log for the actual replacement strategy.

---

**BC120E08**

**Explanation:**

A problem occurred during the IPL of the system: I2C buffer offset is too large.

**Response:**

The FRU callouts are calculated at the time of the failure. See the error log for the actual replacement strategy.

---

**BC120E09**

**Explanation:**

During processor/memory subsystem initialization, an error was encountered: I2C write page size is zero.

**Response:**

The FRU callouts are calculated at the time of the failure. See the error log for the actual replacement strategy.

---

**BC120E0A**

**Explanation:**

During processor/memory subsystem initialization, an error was encountered: cacheEeprom mm\_remove\_pages FLUSH failed.

**Response:**

The FRU callouts are calculated at the time of the failure. See the error log for the actual replacement strategy.

---

**BC120E0B**

**Explanation:**

During processor/memory subsystem initialization, an error was encountered: cacheEeprom mm\_remove\_pages FLUSH failed.

**Response:**

The FRU callouts are calculated at the time of the failure. See the error log for the actual replacement strategy.

---

**BC120E0C**

**Explanation:**

During processor/memory subsystem initialization, an error was encountered: buildEepromRecordHeader invalid mux target.

**Response:**

The FRU callouts are calculated at the time of the failure. See the error log for the actual replacement strategy.

---

**BC120E0D**

**Explanation:**

Soft error in Firmware.

**Response:**



The FRU callouts are calculated at the time of the failure. See the error log for the actual replacement strategy.

---

**BC120E0E****Explanation:**

Firmware detected new part and is restarting.

**Response:**

The FRU callouts are calculated at the time of the failure. See the error log for the actual replacement strategy.

---

**BC120F01****Explanation:**

During processor/memory subsystem initialization, an error was encountered: Interrupt type already registered.

**Response:**

The FRU callouts are calculated at the time of the failure. See the error log for the actual replacement strategy.

---

**BC120F02****Explanation:**

During processor/memory subsystem initialization, an error was encountered: Interrupt resource provider not initialized yet.

**Response:**

The FRU callouts are calculated at the time of the failure. See the error log for the actual replacement strategy.

---

**BC120F03****Explanation:**

During processor/memory subsystem initialization, an error was encountered: Interrupt resource provider not initialized yet.

**Response:**

The FRU callouts are calculated at the time of the failure. See the error log for the actual replacement strategy.

---

**BC120F04****Explanation:**

During processor/memory subsystem initialization, an error was encountered: The virtual address is not a valid IO address.

**Response:**

The FRU callouts are calculated at the time of the failure. See the error log for the actual replacement strategy.

---

**BC120F07****Explanation:**

During processor/memory subsystem initialization, an error was encountered: Error mapping in memory.

**Response:**

The FRU callouts are calculated at the time of the failure. See the error log for the actual replacement strategy.

---

**BC120F08****Explanation:**

During processor/memory subsystem initialization, an error was encountered: Unexpected RC from issuing PSIH B EOI store.

**Response:**

The FRU callouts are calculated at the time of the failure. See the error log for the actual replacement strategy.

---

**BC120F09****Explanation:**

During processor/memory subsystem initialization, an error was encountered: Error unmasking interrupt source.

**Response:**

The FRU callouts are calculated at the time of the failure. See the error log for the actual replacement strategy.

---

**BC120F0C****Explanation:**

During processor/memory subsystem initialization, an error was encountered: Error encountered sending coalesce message to INTRP.

**Response:**

The FRU callouts are calculated at the time of the failure. See the error log for the actual replacement strategy.

---

**BC120F0D****Explanation:**

During processor/memory subsystem initialization, an error was encountered: Error encountered routing IPC message.

**Response:**

The FRU callouts are calculated at the time of the failure. See the error log for the actual replacement strategy.

---

**BC120F0E****Explanation:**

Error handling processor interrupts.

**Response:**

The FRU callouts are calculated at the time of the failure. See the error log for the actual replacement strategy.

---

**BC121001****Explanation:**

Service Processor Firmware couldn't detect any functional master processor required to boot the host.

**Response:**

The FRU callouts are calculated at the time of the failure. See the error log for the actual replacement strategy.

---

**BC121002****Explanation:**

During processor/memory subsystem initialization, an error was encountered: MDMT could not find a functional node.

**Response:**

The FRU callouts are calculated at the time of the failure. See the error log for the actual replacement strategy.

---

**BC121003****Explanation:**

Host failed to boot because there was a problem configuring Time Of Day on the Host processors.

**Response:**

The FRU callouts are calculated at the time of the failure. See the error log for the actual replacement strategy.

---

**BC121005****Explanation:**

Service Processor Firmware encountered an internal error.

**Response:**

The FRU callouts are calculated at the time of the failure. See the error log for the actual replacement strategy.

---

**BC121006****Explanation:**

During processor/memory subsystem initialization, an error was encountered: Error: Unsupported bus port was detected for the specified bus type. Possible Causes: Invalid bus configuration in targeting, or getBusPort method has not been updated to support all the possible port for a bus on a given system type. Resolution: Development team should be contacted.

**Response:**

The FRU callouts are calculated at the time of the failure. See the error log for the actual replacement strategy.

---

**BC121007****Explanation:**

Host failed to boot because there was a problem configuring Time Of Day on the Host processors.

**Response:**

The FRU callouts are calculated at the time of the failure. See the error log for the actual replacement strategy.

---

**BC121008****Explanation:**

Host failed to boot because there was a problem configuring Time Of Day on the Host processors.

**Response:**

The FRU callouts are calculated at the time of the failure. See the error log for the actual replacement strategy.

---

**BC121009****Explanation:**

Service Processor Firmware encountered an internal error.

**Response:**

The FRU callouts are calculated at the time of the failure. See the error log for the actual replacement strategy.

---

**BC12100C****Explanation:**

An internal error occurred. This will force the Time of Day function to run with complete redundancy.

**Response:**

The FRU callouts are calculated at the time of the failure. See the error log for the actual replacement strategy.

---

**BC12100D****Explanation:**

Host failed to boot because there was a problem configuring Time Of Day on the Host processors.

**Response:**

The FRU callouts are calculated at the time of the failure. See the error log for the actual replacement strategy.

---

**BC121011****Explanation:**

Service Processor Firmware encountered an internal error.

**Response:**

The FRU callouts are calculated at the time of the failure. See the error log for the actual replacement strategy.

---

**BC121012****Explanation:**

Service Processor Firmware encountered an internal error.

**Response:**

The FRU callouts are calculated at the time of the failure. See the error log for the actual replacement strategy.

---

**BC121013**

**Explanation:**

Host failed to boot because there was a problem configuring Time Of Day on the Host processors.

**Response:**

The FRU callouts are calculated at the time of the failure. See the error log for the actual replacement strategy.

---

**BC121014**

**Explanation:**

Service Processor Firmware encountered an internal error.

**Response:**

The FRU callouts are calculated at the time of the failure. See the error log for the actual replacement strategy.

---

**BC121015**

**Explanation:**

There was a problem in configuring Time Of Day on the Host processor.

**Response:**

The FRU callouts are calculated at the time of the failure. See the error log for the actual replacement strategy.

---

**BC121017**

**Explanation:**

Service Processor Firmware encountered an internal error.

**Response:**

The FRU callouts are calculated at the time of the failure. See the error log for the actual replacement strategy.

---

**BC121019**

**Explanation:**

Service Processor Firmware encountered an internal error.

**Response:**

The FRU callouts are calculated at the time of the failure. See the error log for the actual replacement strategy.

---

**BC12101A**

**Explanation:**

An internal error occurred. This will force the Time of Day function to run with complete redundancy.

**Response:**

The FRU callouts are calculated at the time of the failure. See the error log for the actual replacement strategy.

---

**BC121101**

**Explanation:**

A problem occurred during the IPL of the system.

**Response:**

The FRU callouts are calculated at the time of the failure. See the error log for the actual replacement strategy.

---

**BC121102**

**Explanation:**

During processor/memory subsystem initialization, an error was encountered: Message from service processor. Message type is not within a valid range. Message dropped.

**Response:**

The FRU callouts are calculated at the time of the failure. See the error log for the actual replacement strategy.

---

**BC121104**

**Explanation:**

A problem occurred during the IPL of the system.

**Response:**

The FRU callouts are calculated at the time of the failure. See the error log for the actual replacement strategy.

---

**BC121105**

**Explanation:**

During processor/memory subsystem initialization, an error was encountered: Message from service processor. An invalid message queue ID or message type was sent to the service processor.

**Response:**

The FRU callouts are calculated at the time of the failure. See the error log for the actual replacement strategy.

---

**BC121107**

**Explanation:**

During processor/memory subsystem initialization, an error was encountered: Message queue already registered with mailbox using a different queue.

**Response:**

The FRU callouts are calculated at the time of the failure. See the error log for the actual replacement strategy.

---

**BC121109****Explanation:**

During processor/memory subsystem initialization, an error was encountered: Retry failed. Bad status indicated in PIB status reg.

**Response:**

The FRU callouts are calculated at the time of the failure. See the error log for the actual replacement strategy.

---

**BC12110A****Explanation:**

During processor/memory subsystem initialization, an error was encountered: Mailbox Data Write attempted before ACK.

**Response:**

The FRU callouts are calculated at the time of the failure. See the error log for the actual replacement strategy.

---

**BC12110B****Explanation:**

During processor/memory subsystem initialization, an error was encountered: Mailbox Hardware detected parity error.

**Response:**

The FRU callouts are calculated at the time of the failure. See the error log for the actual replacement strategy.

---

**BC12110C****Explanation:**

During processor/memory subsystem initialization, an error was encountered: Invalid message type sent to mailbox msgQ.

**Response:**

The FRU callouts are calculated at the time of the failure. See the error log for the actual replacement strategy.

---

**BC12110D****Explanation:**

During processor/memory subsystem initialization, an error was encountered: Host boot mailbox service is not available at this time.

**Response:**

The FRU callouts are calculated at the time of the failure. See the error log for the actual replacement strategy.

---

**BC12110E****Explanation:**

During processor/memory subsystem initialization, an error was encountered: Failed to allocate a DMA buffer. Message dropped.

**Response:**

The FRU callouts are calculated at the time of the failure. See the error log for the actual replacement strategy.

---

**BC12110F****Explanation:**

During processor/memory subsystem initialization, an error was encountered: Could not register mailbox message queue.

**Response:**

The FRU callouts are calculated at the time of the failure. See the error log for the actual replacement strategy.

---

**BC121110****Explanation:**

During processor/memory subsystem initialization, an error was encountered: Mailbox is disabled, message dropped.

**Response:**

The FRU callouts are calculated at the time of the failure. See the error log for the actual replacement strategy.

---

**BC121111****Explanation:**

During processor/memory subsystem initialization, an error was encountered: An invalid node was specified.

**Response:**

The FRU callouts are calculated at the time of the failure. See the error log for the actual replacement strategy.

---

**BC121112****Explanation:**

During processor/memory subsystem initialization, an error was encountered: Invalid msg or msg queue.

**Response:**

The FRU callouts are calculated at the time of the failure. See the error log for the actual replacement strategy.

---

**BC121113****Explanation:**

During processor/memory subsystem initialization, an error was encountered: IPC Message data corrupted.

**Response:**

The FRU callouts are calculated at the time of the failure. See the error log for the actual replacement strategy.

---

**BC121202****Explanation:**

During processor/memory subsystem initialization, an error was encountered: Invalid address and size returned from HDAT.

**Response:**

The FRU callouts are calculated at the time of the failure. See the error log for the actual replacement strategy.

---

**BC121204****Explanation:**

During processor/memory subsystem initialization, an error was encountered: Cannot unmap the source table section.

**Response:**

The FRU callouts are calculated at the time of the failure. See the error log for the actual replacement strategy.

---

**BC121205****Explanation:**

During processor/memory subsystem initialization, an error was encountered: Cannot unmap the source table section.

**Response:**

The FRU callouts are calculated at the time of the failure. See the error log for the actual replacement strategy.

---

**BC121207****Explanation:**

During processor/memory subsystem initialization, an error was encountered: MDRT table is not big enough to hold all entries.

**Response:**

The FRU callouts are calculated at the time of the failure. See the error log for the actual replacement strategy.

---

**BC121209****Explanation:**

During processor/memory subsystem initialization, an error was encountered: MDDT table is not big enough to hold all src entries.

**Response:**

The FRU callouts are calculated at the time of the failure. See the error log for the actual replacement strategy.

---

**BC12120A****Explanation:**

During processor/memory subsystem initialization, an error was encountered: MDDT table is not big enough to hold all src entries.

**Response:**

The FRU callouts are calculated at the time of the failure. See the error log for the actual replacement strategy.

---

**BC12120B****Explanation:**

During processor/memory subsystem initialization, an error was encountered: MDST table entry with page aligned is greater than 32GB.

**Response:**

The FRU callouts are calculated at the time of the failure. See the error log for the actual replacement strategy.

---

**BC12120C****Explanation:**

During processor/memory subsystem initialization, an error was encountered: MDDT table entry with page aligned is greater than 32GB.

**Response:**

The FRU callouts are calculated at the time of the failure. See the error log for the actual replacement strategy.

---

**BC121301****Explanation:**

During processor/memory subsystem initialization, an error was encountered: Unexpected data from LPC-UART interface.

**Response:**

The FRU callouts are calculated at the time of the failure. See the error log for the actual replacement strategy.

---

**BC121302****Explanation:**

During processor/memory subsystem initialization, an error was encountered: Timeout from LPC-UART interface.

**Response:**

The FRU callouts are calculated at the time of the failure. See the error log for the actual replacement strategy.

---

**BC121401****Explanation:**

During processor/memory subsystem initialization, an error was encountered: A maint command HW timed out.

**Response:**

The FRU callouts are calculated at the time of the failure. See the error log for the actual replacement strategy.

---

**BC121402****Explanation:**

During processor/memory subsystem initialization, an error was encountered: A maint command SW timed out.

**Response:**

The FRU callouts are calculated at the time of the failure. See the error log for the actual replacement strategy.

---

**BC121403****Explanation:**

Task handling mainstore init crashed.

**Response:**

The FRU callouts are calculated at the time of the failure. See the error log for the actual replacement strategy.

---

**BC121602****Explanation:**

A problem occurred during the IPL of the system.

**Response:**

The FRU callouts are calculated at the time of the failure. See the error log for the actual replacement strategy.

---

**BC121603****Explanation:**

During processor/memory subsystem initialization, an error was encountered: End of file reached.

**Response:**

The FRU callouts are calculated at the time of the failure. See the error log for the actual replacement strategy.

---

**BC121604****Explanation:**

During processor/memory subsystem initialization, an error was encountered: Unable to load LID via host interface.

**Response:**

The FRU callouts are calculated at the time of the failure. See the error log for the actual replacement strategy.

---

**BC121605****Explanation:**

During processor/memory subsystem initialization, an error was encountered: DMA message contains data for wrong LID.

**Response:**

The FRU callouts are calculated at the time of the failure. See the error log for the actual replacement strategy.

---

**BC121606****Explanation:**

During processor/memory subsystem initialization, an error was encountered: Insufficient space provided for LID by calling function.

**Response:**

The FRU callouts are calculated at the time of the failure. See the error log for the actual replacement strategy.

---

**BC121607****Explanation:**

During processor/memory subsystem initialization, an error was encountered: Invalid Message type received from service processor when transferring LID pages.

**Response:**

The FRU callouts are calculated at the time of the failure. See the error log for the actual replacement strategy.

---

**BC121608****Explanation:**

During processor/memory subsystem initialization, an error was encountered: Insufficient space provided for LID by calling function.

**Response:**

The FRU callouts are calculated at the time of the failure. See the error log for the actual replacement strategy.

---

**BC121609****Explanation:**

During processor/memory subsystem initialization, an error was encountered: Unable to unload LID via host interface.

**Response:**

The FRU callouts are calculated at the time of the failure. See the error log for the actual replacement strategy.

---

**BC12160A****Explanation:**

During processor/memory subsystem initialization, an error was encountered: Unable to find Lid.

**Response:**

The FRU callouts are calculated at the time of the failure. See the error log for the actual replacement strategy.

---

**BC12160B****Explanation:**

Firmware error during boot.

**Response:**

The FRU callouts are calculated at the time of the failure. See the error log for the actual replacement strategy.

---

**BC12160C**

**Explanation:**

A problem occurred during the IPL of the system.

**Response:**

The FRU callouts are calculated at the time of the failure. See the error log for the actual replacement strategy.

---

**BC12160D**

**Explanation:**

A problem occurred during the IPL of the system.

**Response:**

The FRU callouts are calculated at the time of the failure. See the error log for the actual replacement strategy.

---

**BC12160E**

**Explanation:**

A problem occurred during the IPL of the system.

**Response:**

The FRU callouts are calculated at the time of the failure. See the error log for the actual replacement strategy.

---

**BC12160F**

**Explanation:**

A problem occurred during the IPL of the system.

**Response:**

The FRU callouts are calculated at the time of the failure. See the error log for the actual replacement strategy.

---

**BC121610**

**Explanation:**

A problem occurred during the IPL of the system.

**Response:**

The FRU callouts are calculated at the time of the failure. See the error log for the actual replacement strategy.

---

**BC121611**

**Explanation:**

A problem occurred during the IPL of the system.

**Response:**

The FRU callouts are calculated at the time of the failure. See the error log for the actual replacement strategy.

---

**BC121612**

**Explanation:**

A problem occurred during the IPL of the system.

**Response:**

The FRU callouts are calculated at the time of the failure. See the error log for the actual replacement strategy.

---

**BC121613**

**Explanation:**

A problem occurred during the IPL of the system.

**Response:**

The FRU callouts are calculated at the time of the failure. See the error log for the actual replacement strategy.

---

**BC121615**

**Explanation:**

A problem occurred during the IPL of the system.

**Response:**

The FRU callouts are calculated at the time of the failure. See the error log for the actual replacement strategy.

---

**BC121616**

**Explanation:**

Firmware Error.

**Response:**

The FRU callouts are calculated at the time of the failure. See the error log for the actual replacement strategy.

---

**BC121617**

**Explanation:**

Firmware Error.

**Response:**

The FRU callouts are calculated at the time of the failure. See the error log for the actual replacement strategy.

---

**BC121618**

**Explanation:**

Firmware Error.

**Response:**

The FRU callouts are calculated at the time of the failure. See the error log for the actual replacement strategy.

---

**BC12161A**

**Explanation:**

Firmware Error.

**Response:**

The FRU callouts are calculated at the time of the failure. See the error log for the actual replacement strategy.

---

---

**BC12161B****Explanation:**

Firmware Error.

**Response:**

The FRU callouts are calculated at the time of the failure. See the error log for the actual replacement strategy.

---

**BC12161C****Explanation:**

Firmware encountered an internal error.

**Response:**

The FRU callouts are calculated at the time of the failure. See the error log for the actual replacement strategy.

---

**BC12161D****Explanation:**

Firmware load error.

**Response:**

The FRU callouts are calculated at the time of the failure. See the error log for the actual replacement strategy.

---

**BC121700****Explanation:**

During processor/memory subsystem initialization, an error was encountered: Request given to load payload into mirrored memory, but no mirrored memory exists at that location.

**Response:**

The FRU callouts are calculated at the time of the failure. See the error log for the actual replacement strategy.

---

**BC121701****Explanation:**

During processor/memory subsystem initialization, an error was encountered: Failure extending memory to after exiting cache contained mode.

**Response:**

The FRU callouts are calculated at the time of the failure. See the error log for the actual replacement strategy.

---

**BC121703****Explanation:**

During processor/memory subsystem initialization, an error was encountered: IStep failed, see other log(s) with the same PLID for reason.

**Response:**

The FRU callouts are calculated at the time of the failure. See the error log for the actual replacement strategy.

---

---

**BC121704****Explanation:**

A problem occurred during the IPL of the system.

**Response:**

The FRU callouts are calculated at the time of the failure. See the error log for the actual replacement strategy.

---

**BC121705****Explanation:**

A problem occurred during the IPL of the system.

**Response:**

The FRU callouts are calculated at the time of the failure. See the error log for the actual replacement strategy.

---

**BC121706****Explanation:**

During processor/memory subsystem initialization, an error was encountered: cpu\_master\_winkle returned an error.

**Response:**

The FRU callouts are calculated at the time of the failure. See the error log for the actual replacement strategy.

---

**BC121707****Explanation:**

A problem occurred during the IPL of the system.

**Response:**

The FRU callouts are calculated at the time of the failure. See the error log for the actual replacement strategy.

---

**BC12170A****Explanation:**

A problem occurred during the IPL of the system.

**Response:**

The FRU callouts are calculated at the time of the failure. See the error log for the actual replacement strategy.

---

**BC12170C****Explanation:**

A problem occurred during the IPL of the system.

**Response:**

The FRU callouts are calculated at the time of the failure. See the error log for the actual replacement strategy.

---

**BC12170D****Explanation:**

A problem isolated to firmware or firmware customization occurred during the IPL of the system.

---



**Response:**

The FRU callouts are calculated at the time of the failure. See the error log for the actual replacement strategy.

---

**BC12170E****Explanation:**

A problem isolated to firmware or firmware customization occurred during the IPL of the system.

**Response:**

The FRU callouts are calculated at the time of the failure. See the error log for the actual replacement strategy.

---

**BC121711****Explanation:**

Platform generated error. See User Data.

**Response:**

The FRU callouts are calculated at the time of the failure. See the error log for the actual replacement strategy.

---

**BC121712****Explanation:**

Platform generated error.

**Response:**

The FRU callouts are calculated at the time of the failure. See the error log for the actual replacement strategy.

---

**BC121713****Explanation:**

Platform generated error. See User Data.

**Response:**

The FRU callouts are calculated at the time of the failure. See the error log for the actual replacement strategy.

---

**BC121714****Explanation:**

A problem occurred during the IPL of the system.

**Response:**

The FRU callouts are calculated at the time of the failure. See the error log for the actual replacement strategy.

---

**BC121715****Explanation:**

A problem occurred during the IPL of the system.

**Response:**

The FRU callouts are calculated at the time of the failure. See the error log for the actual replacement strategy.

---

**BC121716****Explanation:**

A problem occurred during the IPL of the system.

**Response:**

The FRU callouts are calculated at the time of the failure. See the error log for the actual replacement strategy.

---

**BC12171A****Explanation:**

A problem occurred during the IPL of the system.

**Response:**

The FRU callouts are calculated at the time of the failure. See the error log for the actual replacement strategy.

---

**BC12171B****Explanation:**

A problem occurred during the IPL of the system.

**Response:**

The FRU callouts are calculated at the time of the failure. See the error log for the actual replacement strategy.

---

**BC12171C****Explanation:**

A problem occurred during the IPL of the system.

**Response:**

The FRU callouts are calculated at the time of the failure. See the error log for the actual replacement strategy.

---

**BC12171D****Explanation:**

Platform security problem detected.

**Response:**

The FRU callouts are calculated at the time of the failure. See the error log for the actual replacement strategy.

---

**BC12171E****Explanation:**

During processor/memory subsystem initialization, an error was encountered: There is no functional memory.

**Response:**

The FRU callouts are calculated at the time of the failure. See the error log for the actual replacement strategy.

---

**BC12171F****Explanation:**

A problem occurred during the IPL of the system.

**Response:**

The FRU callouts are calculated at the time of the failure. See the error log for the actual replacement strategy.

---

**BC121720****Explanation:**

A problem occurred during the IPL of the system.

**Response:**

The FRU callouts are calculated at the time of the failure. See the error log for the actual replacement strategy.

---

**BC121721****Explanation:**

Platform security problem detected.

**Response:**

The FRU callouts are calculated at the time of the failure. See the error log for the actual replacement strategy.

---

**BC121722****Explanation:**

Platform security problem detected.

**Response:**

The FRU callouts are calculated at the time of the failure. See the error log for the actual replacement strategy.

---

**BC121723****Explanation:**

Platform security problem detected.

**Response:**

The FRU callouts are calculated at the time of the failure. See the error log for the actual replacement strategy.

---

**BC121724****Explanation:**

Platform security problem detected.

**Response:**

The FRU callouts are calculated at the time of the failure. See the error log for the actual replacement strategy.

---

**BC121725****Explanation:**

Platform security problem detected.

**Response:**

The FRU callouts are calculated at the time of the failure. See the error log for the actual replacement strategy.

---

**BC121726****Explanation:**

Platform security problem detected.

**Response:**

The FRU callouts are calculated at the time of the failure. See the error log for the actual replacement strategy.

---

**BC121727****Explanation:**

Platform security problem detected.

**Response:**

The FRU callouts are calculated at the time of the failure. See the error log for the actual replacement strategy.

---

**BC121728****Explanation:**

Platform security problem detected.

**Response:**

The FRU callouts are calculated at the time of the failure. See the error log for the actual replacement strategy.

---

**BC121729****Explanation:**

Host firmware did not find enough hardware to continue the boot.

**Response:**

The FRU callouts are calculated at the time of the failure. See the error log for the actual replacement strategy.

---

**BC121732****Explanation:**

Illegal action during boot.

**Response:**

The FRU callouts are calculated at the time of the failure. See the error log for the actual replacement strategy.

---

**BC121735****Explanation:**

A problem occurred during the IPL of the system.

**Response:**

The FRU callouts are calculated at the time of the failure. See the error log for the actual replacement strategy.

---

**BC121736****Explanation:**

A problem occurred during the IPL of the system.

**Response:**

The FRU callouts are calculated at the time of the failure. See the error log for the actual replacement strategy.

---

**BC121737**

**Explanation:**

A problem occurred during the IPL of the system.

**Response:**

The FRU callouts are calculated at the time of the failure. See the error log for the actual replacement strategy.

---

**BC121738****Explanation:**

Processor Error.

**Response:**

The FRU callouts are calculated at the time of the failure. See the error log for the actual replacement strategy.

---

**BC121739****Explanation:**

A problem occurred during the IPL of the system and the system will reboot.

**Response:**

The FRU callouts are calculated at the time of the failure. See the error log for the actual replacement strategy.

---

**BC12173A****Explanation:**

A problem occurred during the IPL of the system.

**Response:**

The FRU callouts are calculated at the time of the failure. See the error log for the actual replacement strategy.

---

**BC121740****Explanation:**

During processor/memory subsystem initialization, an error was encountered: messages from other nodes have not returned in time.

**Response:**

The FRU callouts are calculated at the time of the failure. See the error log for the actual replacement strategy.

---

**BC121741****Explanation:**

During processor/memory subsystem initialization, an error was encountered: Freq attribute DATA timer thread failed.

**Response:**

The FRU callouts are calculated at the time of the failure. See the error log for the actual replacement strategy.

---

**BC121742****Explanation:**

Incompatible processor modules installed between drawers.

**Response:**

The FRU callouts are calculated at the time of the failure. See the error log for the actual replacement strategy.

---

**BC121743****Explanation:**

Incompatible processor modules installed between drawers.

**Response:**

The FRU callouts are calculated at the time of the failure. See the error log for the actual replacement strategy.

---

**BC121744****Explanation:**

Incompatible processor modules installed between drawers.

**Response:**

The FRU callouts are calculated at the time of the failure. See the error log for the actual replacement strategy.

---

**BC121745****Explanation:**

Incompatible processor modules installed between drawers.

**Response:**

The FRU callouts are calculated at the time of the failure. See the error log for the actual replacement strategy.

---

**BC121746****Explanation:**

Incompatible processor modules installed between drawers.

**Response:**

The FRU callouts are calculated at the time of the failure. See the error log for the actual replacement strategy.

---

**BC121747****Explanation:**

Host firmware did not find valid hardware to continue the boot.

**Response:**

The FRU callouts are calculated at the time of the failure. See the error log for the actual replacement strategy.

---

**BC121748****Explanation:**

Platform security problem detected.

**Response:**

The FRU callouts are calculated at the time of the failure. See the error log for the actual replacement strategy.

---

**BC121749****Explanation:**

Platform security problem detected.

**Response:**

The FRU callouts are calculated at the time of the failure. See the error log for the actual replacement strategy.

---

**BC12174A****Explanation:**

There was an error training the SMP cables.

**Response:**

The FRU callouts are calculated at the time of the failure. See the error log for the actual replacement strategy.

---

**BC12174C****Explanation:**

A problem isolated to firmware or firmware customization occurred during the IPL of the system.

**Response:**

The FRU callouts are calculated at the time of the failure. See the error log for the actual replacement strategy.

---

**BC12174D****Explanation:**

PNOR-IPMI not enabled, BMC firmware needs to be updated.

**Response:**

The FRU callouts are calculated at the time of the failure. See the error log for the actual replacement strategy.

---

**BC12174E****Explanation:**

During processor/memory subsystem initialization, an error was encountered: Kernel returned error when trying to activate core.

**Response:**

The FRU callouts are calculated at the time of the failure. See the error log for the actual replacement strategy.

---

**BC12174F****Explanation:**

Unexpected IPL firmware data load error.

**Response:**

The FRU callouts are calculated at the time of the failure. See the error log for the actual replacement strategy.

---

**BC121750****Explanation:**

Platform security problem detected.

**Response:**

The FRU callouts are calculated at the time of the failure. See the error log for the actual replacement strategy.

---

**BC121752****Explanation:**

Platform security problem detected.

**Response:**

The FRU callouts are calculated at the time of the failure. See the error log for the actual replacement strategy.

---

**BC121803****Explanation:**

Task analyzing HW errors has failed.

**Response:**

The FRU callouts are calculated at the time of the failure. See the error log for the actual replacement strategy.

---

**BC121804****Explanation:**

Task analyzing HW errors has failed.

**Response:**

The FRU callouts are calculated at the time of the failure. See the error log for the actual replacement strategy.

---

**BC121901****Explanation:**

A problem occurred during the IPL of the system.

**Response:**

The FRU callouts are calculated at the time of the failure. See the error log for the actual replacement strategy.

---

**BC121902****Explanation:**

A problem occurred during the IPL of the system.

**Response:**

The FRU callouts are calculated at the time of the failure. See the error log for the actual replacement strategy.

---

**BC121903****Explanation:**

A problem occurred during the IPL of the system.

**Response:**

The FRU callouts are calculated at the time of the failure. See the error log for the actual replacement strategy.

---

**BC121904****Explanation:**

A problem occurred during the IPL of the system.

**Response:**

The FRU callouts are calculated at the time of the failure. See the error log for the actual replacement strategy.

---

**BC12190C****Explanation:**

A problem occurred during the IPL of the system.

**Response:**

The FRU callouts are calculated at the time of the failure. See the error log for the actual replacement strategy.

---

**BC121A02****Explanation:**

During processor/memory subsystem initialization, an error was encountered: HDAT Header data not as expected.

**Response:**

The FRU callouts are calculated at the time of the failure. See the error log for the actual replacement strategy.

---

**BC121A03****Explanation:**

During processor/memory subsystem initialization, an error was encountered: Tuple is unallocated.

**Response:**

The FRU callouts are calculated at the time of the failure. See the error log for the actual replacement strategy.

---

**BC121A04****Explanation:**

During processor/memory subsystem initialization, an error was encountered: Section is not valid in standalone mode.

**Response:**

The FRU callouts are calculated at the time of the failure. See the error log for the actual replacement strategy.

---

**BC121A05****Explanation:**

During processor/memory subsystem initialization, an error was encountered: Error mapping in memory.

**Response:**

The FRU callouts are calculated at the time of the failure. See the error log for the actual replacement strategy.

---

**BC121A08****Explanation:**

During processor/memory subsystem initialization, an error was encountered: There is no host data for specified kind of payload.

**Response:**

The FRU callouts are calculated at the time of the failure. See the error log for the actual replacement strategy.

---

**BC121A0A****Explanation:**

During processor/memory subsystem initialization, an error was encountered: NACA data doesn't seem right.

**Response:**

The FRU callouts are calculated at the time of the failure. See the error log for the actual replacement strategy.

---

**BC121A0B****Explanation:**

During processor/memory subsystem initialization, an error was encountered: HDAT data block falls outside valid range.

**Response:**

The FRU callouts are calculated at the time of the failure. See the error log for the actual replacement strategy.

---

**BC121A0C****Explanation:**

During processor/memory subsystem initialization, an error was encountered: Unknown section requested.

**Response:**

The FRU callouts are calculated at the time of the failure. See the error log for the actual replacement strategy.

---

**BC121A16****Explanation:**

During processor/memory subsystem initialization, an error was encountered: Could not find a valid SPIRA of any type.

**Response:**

The FRU callouts are calculated at the time of the failure. See the error log for the actual replacement strategy.

---

**BC121A19****Explanation:**

During processor/memory subsystem initialization, an error was encountered: No associated DMI targeting target(s) found for given MEMBUF targeting target.

**Response:**

The FRU callouts are calculated at the time of the failure. See the error log for the actual replacement strategy.

---

**BC121A1A**

**Explanation:**

During processor/memory subsystem initialization, an error was encountered: The targeting type of the input targeting target is not supported by runtime code.

**Response:**

The FRU callouts are calculated at the time of the failure. See the error log for the actual replacement strategy.

---

**BC121A1B**

**Explanation:**

During processor/memory subsystem initialization, an error was encountered: No processor targeting target was found for the given targeting target.

**Response:**

The FRU callouts are calculated at the time of the failure. See the error log for the actual replacement strategy.

---

**BC121A1C**

**Explanation:**

Kernel failed to unmap memory.

**Response:**

The FRU callouts are calculated at the time of the failure. See the error log for the actual replacement strategy.

---

**BC121A1D**

**Explanation:**

During processor/memory subsystem initialization, an error was encountered: PM load complex unknown mode.

**Response:**

The FRU callouts are calculated at the time of the failure. See the error log for the actual replacement strategy.

---

**BC121A1E**

**Explanation:**

During processor/memory subsystem initialization, an error was encountered: HCODE scom update runtime interface not linked.

**Response:**

The FRU callouts are calculated at the time of the failure. See the error log for the actual replacement strategy.

---

**BC121A1F**

**Explanation:**

During processor/memory subsystem initialization, an error was encountered: HCODE SCOM update error.

**Response:**

The FRU callouts are calculated at the time of the failure. See the error log for the actual replacement strategy.

---

**BC121A20**

**Explanation:**

Firmware error during boot.

**Response:**

The FRU callouts are calculated at the time of the failure. See the error log for the actual replacement strategy.

---

**BC121A21**

**Explanation:**

Platform security problem detected.

**Response:**

The FRU callouts are calculated at the time of the failure. See the error log for the actual replacement strategy.

---

**BC121A22**

**Explanation:**

Platform security problem detected.

**Response:**

The FRU callouts are calculated at the time of the failure. See the error log for the actual replacement strategy.

---

**BC121A23**

**Explanation:**

Unexpected boot firmware error.

**Response:**

The FRU callouts are calculated at the time of the failure. See the error log for the actual replacement strategy.

---

**BC121A24**

**Explanation:**

Platform security problem detected.

**Response:**

The FRU callouts are calculated at the time of the failure. See the error log for the actual replacement strategy.

---

**BC121A25**

**Explanation:**

Platform security problem detected.

**Response:**

The FRU callouts are calculated at the time of the failure. See the error log for the actual replacement strategy.

---

**BC121A26****Explanation:**

Unexpected boot firmware error.

**Response:**

The FRU callouts are calculated at the time of the failure. See the error log for the actual replacement strategy.

---

**BC121A27****Explanation:**

During processor/memory subsystem initialization, an error was encountered: Unable to fill in HB data memory.

**Response:**

The FRU callouts are calculated at the time of the failure. See the error log for the actual replacement strategy.

---

**BC121A28****Explanation:**

Internal system error occurred.

**Response:**

The FRU callouts are calculated at the time of the failure. See the error log for the actual replacement strategy.

---

**BC121A29****Explanation:**

Internal system error occurred.

**Response:**

The FRU callouts are calculated at the time of the failure. See the error log for the actual replacement strategy.

---

**BC121A2A****Explanation:**

Platform security problem detected.

**Response:**

The FRU callouts are calculated at the time of the failure. See the error log for the actual replacement strategy.

---

**BC121A2B****Explanation:**

Platform security problem detected.

**Response:**

The FRU callouts are calculated at the time of the failure. See the error log for the actual replacement strategy.

---

**BC121A2C****Explanation:**

Platform security problem detected.

**Response:**

The FRU callouts are calculated at the time of the failure. See the error log for the actual replacement strategy.

---

**BC121A2D****Explanation:**

Platform security problem detected.

**Response:**

The FRU callouts are calculated at the time of the failure. See the error log for the actual replacement strategy.

---

**BC121A2E****Explanation:**

Platform security problem detected.

**Response:**

The FRU callouts are calculated at the time of the failure. See the error log for the actual replacement strategy.

---

**BC121A2F****Explanation:**

Platform security problem detected.

**Response:**

The FRU callouts are calculated at the time of the failure. See the error log for the actual replacement strategy.

---

**BC121A30****Explanation:**

Platform security problem detected.

**Response:**

The FRU callouts are calculated at the time of the failure. See the error log for the actual replacement strategy.

---

**BC121A31****Explanation:**

Platform security problem detected.

**Response:**

The FRU callouts are calculated at the time of the failure. See the error log for the actual replacement strategy.

---

**BC121A32****Explanation:**

During processor/memory subsystem initialization, an error was encountered: Error with Firmware Notify request.

**Response:**

The FRU callouts are calculated at the time of the failure. See the error log for the actual replacement strategy.

---

**BC121A34****Explanation:**

During processor/memory subsystem initialization, an error was encountered: SBE error recovery attempt failed.

**Response:**

The FRU callouts are calculated at the time of the failure. See the error log for the actual replacement strategy.

---

**BC121A35****Explanation:**

During processor/memory subsystem initialization, an error was encountered: SBE error recovery attempt failed.

**Response:**

The FRU callouts are calculated at the time of the failure. See the error log for the actual replacement strategy.

---

**BC121A37****Explanation:**

During processor/memory subsystem initialization, an error was encountered: The Firmware Request call failed.

**Response:**

The FRU callouts are calculated at the time of the failure. See the error log for the actual replacement strategy.

---

**BC121A38****Explanation:**

During processor/memory subsystem initialization, an error was encountered: The Firmware Request call failed.

**Response:**

The FRU callouts are calculated at the time of the failure. See the error log for the actual replacement strategy.

---

**BC121A39****Explanation:**

During processor/memory subsystem initialization, an error was encountered: The Firmware Request call failed.

**Response:**

The FRU callouts are calculated at the time of the failure. See the error log for the actual replacement strategy.

---

**BC121A3A****Explanation:**

Firmware encountered an internal error.

**Response:**

The FRU callouts are calculated at the time of the failure. See the error log for the actual replacement strategy.

---

**BC121A3B****Explanation:**

Firmware encountered an internal error.

**Response:**

The FRU callouts are calculated at the time of the failure. See the error log for the actual replacement strategy.

---

**BC121A3C****Explanation:**

During processor/memory subsystem initialization, an error was encountered: Attribute failed to update on HBRT side.

**Response:**

The FRU callouts are calculated at the time of the failure. See the error log for the actual replacement strategy.

---

**BC121A3D****Explanation:**

Hostboot attempted to reserve memory outside of allowed range.

**Response:**

The FRU callouts are calculated at the time of the failure. See the error log for the actual replacement strategy.

---

**BC121A3E****Explanation:**

During processor/memory subsystem initialization, an error was encountered: messages from other nodes have not returned in time.

**Response:**

The FRU callouts are calculated at the time of the failure. See the error log for the actual replacement strategy.

---

**BC121A3F****Explanation:**

During processor/memory subsystem initialization, an error was encountered: sendSBESystemConfig timer thread failed.

**Response:**

The FRU callouts are calculated at the time of the failure. See the error log for the actual replacement strategy.

---

**BC121A40**



**Explanation:**

Informational log containing historic data.

**Response:**

The FRU callouts are calculated at the time of the failure. See the error log for the actual replacement strategy.

---

**BC121A42****Explanation:**

Failure in the security subsystem.

**Response:**

The FRU callouts are calculated at the time of the failure. See the error log for the actual replacement strategy.

---

**BC121A43****Explanation:**

Failure in the security subsystem.

**Response:**

The FRU callouts are calculated at the time of the failure. See the error log for the actual replacement strategy.

---

**BC121A44****Explanation:**

Firmware error initializing system data structures during boot.

**Response:**

The FRU callouts are calculated at the time of the failure. See the error log for the actual replacement strategy.

---

**BC121B01****Explanation:**

Boot firmware has crashed with an internal error.

**Response:**

The FRU callouts are calculated at the time of the failure. See the error log for the actual replacement strategy.

---

**BC121B02****Explanation:**

Boot firmware has crashed with an internal error.

**Response:**

The FRU callouts are calculated at the time of the failure. See the error log for the actual replacement strategy.

---

**BC121B03****Explanation:**

Boot firmware has crashed with an internal error.

**Response:**

The FRU callouts are calculated at the time of the failure. See the error log for the actual replacement strategy.

---

**BC121C01****Explanation:**

During processor/memory subsystem initialization, an error was encountered: Inband buffer size less than 8 bytes or NULL data buffer.

**Response:**

The FRU callouts are calculated at the time of the failure. See the error log for the actual replacement strategy.

---

**BC121C02****Explanation:**

During processor/memory subsystem initialization, an error was encountered: inband scom invalid operation type.

**Response:**

The FRU callouts are calculated at the time of the failure. See the error log for the actual replacement strategy.

---

**BC121C03****Explanation:**

During processor/memory subsystem initialization, an error was encountered: System configuration does not have a Parent DMI for the current centaur.

**Response:**

The FRU callouts are calculated at the time of the failure. See the error log for the actual replacement strategy.

---

**BC121C05****Explanation:**

During processor/memory subsystem initialization, an error was encountered: SUE Encountered when collecting IBSCOM Error Data.

**Response:**

The FRU callouts are calculated at the time of the failure. See the error log for the actual replacement strategy.

---

**BC121C06****Explanation:**

During processor/memory subsystem initialization, an error was encountered: Bus failure when attempting to perform IBSCOM operation. IBSCOM disabled.

**Response:**

The FRU callouts are calculated at the time of the failure. See the error log for the actual replacement strategy.

---

**BC121C07**

**Explanation:**

During processor/memory subsystem initialization, an error was encountered: The provided address is over 32 bits long which makes it invalid.

**Response:**

The FRU callouts are calculated at the time of the failure. See the error log for the actual replacement strategy.

---

**BC121C08****Explanation:**

During processor/memory subsystem initialization, an error was encountered: PIB error when attempting to perform IBSCOM operation.

**Response:**

The FRU callouts are calculated at the time of the failure. See the error log for the actual replacement strategy.

---

**BC121C09****Explanation:**

During processor/memory subsystem initialization, an error was encountered: Detected error doesn't match the address we failed on.

**Response:**

The FRU callouts are calculated at the time of the failure. See the error log for the actual replacement strategy.

---

**BC121C0A****Explanation:**

During processor/memory subsystem initialization, an error was encountered: Previous error disabled ibscom, so forcing a retry via FSI.

**Response:**

The FRU callouts are calculated at the time of the failure. See the error log for the actual replacement strategy.

---

**BC121D01****Explanation:**

A problem occurred during the IPL of the system.

**Response:**

The FRU callouts are calculated at the time of the failure. See the error log for the actual replacement strategy.

---

**BC121D03****Explanation:**

During processor/memory subsystem initialization, an error was encountered: The record enumeration did not have a corresponding string value.

**Response:**

The FRU callouts are calculated at the time of the failure. See the error log for the actual replacement strategy.

---

**BC121D04****Explanation:**

A problem occurred during the IPL of the system.

**Response:**

The FRU callouts are calculated at the time of the failure. See the error log for the actual replacement strategy.

---

**BC121D05****Explanation:**

During processor/memory subsystem initialization, an error was encountered: Record name does not match value expected for offset read.

**Response:**

The FRU callouts are calculated at the time of the failure. See the error log for the actual replacement strategy.

---

**BC121D06****Explanation:**

During processor/memory subsystem initialization, an error was encountered: Buffer for checking Presence Detect was not the correct size.

**Response:**

The FRU callouts are calculated at the time of the failure. See the error log for the actual replacement strategy.

---

**BC121D07****Explanation:**

During processor/memory subsystem initialization, an error was encountered: Invalid Basic Memory Type.

**Response:**

The FRU callouts are calculated at the time of the failure. See the error log for the actual replacement strategy.

---

**BC121D09****Explanation:**

A problem occurred during the IPL of the system.

**Response:**

The FRU callouts are calculated at the time of the failure. See the error log for the actual replacement strategy.

---

**BC121D0B****Explanation:**

A problem occurred during the IPL of the system.

**Response:**

The FRU callouts are calculated at the time of the failure. See the error log for the actual replacement strategy.

---

**BC121D0D****Explanation:**

A problem occurred during the IPL of the system.

**Response:**

The FRU callouts are calculated at the time of the failure. See the error log for the actual replacement strategy.

---

**BC121D0E****Explanation:**

A problem occurred during the IPL of the system.

**Response:**

The FRU callouts are calculated at the time of the failure. See the error log for the actual replacement strategy.

---

**BC121D0F****Explanation:**

A problem occurred during the IPL of the system.

**Response:**

The FRU callouts are calculated at the time of the failure. See the error log for the actual replacement strategy.

---

**BC121D10****Explanation:**

A problem occurred during the IPL of the system.

**Response:**

The FRU callouts are calculated at the time of the failure. See the error log for the actual replacement strategy.

---

**BC121D11****Explanation:**

A problem occurred during the IPL of the system.

**Response:**

The FRU callouts are calculated at the time of the failure. See the error log for the actual replacement strategy.

---

**BC121D14****Explanation:**

A problem occurred during the IPL of the system.

**Response:**

The FRU callouts are calculated at the time of the failure. See the error log for the actual replacement strategy.

---

**BC121D15****Explanation:**

A problem occurred during the IPL of the system.

**Response:**

The FRU callouts are calculated at the time of the failure. See the error log for the actual replacement strategy.

---

**BC121D16****Explanation:**

During processor/memory subsystem initialization, an error was encountered: Requested VPD type is invalid or not supported at runtime.

**Response:**

The FRU callouts are calculated at the time of the failure. See the error log for the actual replacement strategy.

---

**BC121D1A****Explanation:**

During processor/memory subsystem initialization, an error was encountered: Hypervisor returned NULL address for VPD.

**Response:**

The FRU callouts are calculated at the time of the failure. See the error log for the actual replacement strategy.

---

**BC121D1B****Explanation:**

During processor/memory subsystem initialization, an error was encountered: Reserved size in memory insufficient for runtime VPD.

**Response:**

The FRU callouts are calculated at the time of the failure. See the error log for the actual replacement strategy.

---

**BC121D30****Explanation:**

During processor/memory subsystem initialization, an error was encountered: The VHDR was invalid.

**Response:**

The FRU callouts are calculated at the time of the failure. See the error log for the actual replacement strategy.

---

**BC121D31****Explanation:**

During processor/memory subsystem initialization, an error was encountered: Unable to resolve the VPD source (PNOR or SEEPROM).

**Response:**

The FRU callouts are calculated at the time of the failure. See the error log for the actual replacement strategy.

---

**BC121D32**

**Explanation:**

During processor/memory subsystem initialization, an error was encountered: writePNOR mm\_remove\_pages FLUSH failed.

**Response:**

The FRU callouts are calculated at the time of the failure. See the error log for the actual replacement strategy.

---

**BC121D33****Explanation:**

During processor/memory subsystem initialization, an error was encountered: Unexpected target type.

**Response:**

The FRU callouts are calculated at the time of the failure. See the error log for the actual replacement strategy.

---

**BC121D34****Explanation:**

During processor/memory subsystem initialization, an error was encountered: Unable to resolve the VPD destination (PNOR or SEEPROM).

**Response:**

The FRU callouts are calculated at the time of the failure. See the error log for the actual replacement strategy.

---

**BC121D35****Explanation:**

Fatal firmware boot error.

**Response:**

The FRU callouts are calculated at the time of the failure. See the error log for the actual replacement strategy.

---

**BC121D36****Explanation:**

During processor/memory subsystem initialization, an error was encountered: Invalid data length.

**Response:**

The FRU callouts are calculated at the time of the failure. See the error log for the actual replacement strategy.

---

**BC121D37****Explanation:**

During processor/memory subsystem initialization, an error was encountered: MBOX send not supported in HBRT.

**Response:**

The FRU callouts are calculated at the time of the failure. See the error log for the actual replacement strategy.

---

**BC121D3B****Explanation:**

During processor/memory subsystem initialization, an error was encountered: Node for VPD is too large.

**Response:**

The FRU callouts are calculated at the time of the failure. See the error log for the actual replacement strategy.

---

**BC121D3C****Explanation:**

Firmware error writing VPD.

**Response:**

The FRU callouts are calculated at the time of the failure. See the error log for the actual replacement strategy.

---

**BC121D3D****Explanation:**

Runtime vital product data update failure.

**Response:**

The FRU callouts are calculated at the time of the failure. See the error log for the actual replacement strategy.

---

**BC121D3E****Explanation:**

Firmware configuration error.

**Response:**

The FRU callouts are calculated at the time of the failure. See the error log for the actual replacement strategy.

---

**BC121D3F****Explanation:**

Firmware error during boot.

**Response:**

The FRU callouts are calculated at the time of the failure. See the error log for the actual replacement strategy.

---

**BC121E05****Explanation:**

A problem occurred during the IPL of the system.

**Response:**

The FRU callouts are calculated at the time of the failure. See the error log for the actual replacement strategy.

---

**BC121E07****Explanation:**

Secure Boot firmware validation failed.

**Response:**

The FRU callouts are calculated at the time of the failure. See the error log for the actual replacement strategy.

---

**BC121E09****Explanation:**

Unexpected internal firmware error.

**Response:**

The FRU callouts are calculated at the time of the failure. See the error log for the actual replacement strategy.

---

**BC121E0B****Explanation:**

Security failure occurred during the IPL of the system.

**Response:**

The FRU callouts are calculated at the time of the failure. See the error log for the actual replacement strategy.

---

**BC121E0C****Explanation:**

Boot firmware integrity issue; Reinstall boot firmware.

**Response:**

The FRU callouts are calculated at the time of the failure. See the error log for the actual replacement strategy.

---

**BC121E0D****Explanation:**

Firmware Error.

**Response:**

The FRU callouts are calculated at the time of the failure. See the error log for the actual replacement strategy.

---

**BC121E0E****Explanation:**

Platform security problem detected.

**Response:**

The FRU callouts are calculated at the time of the failure. See the error log for the actual replacement strategy.

---

**BC121E0F****Explanation:**

Firmware Error.

**Response:**

The FRU callouts are calculated at the time of the failure. See the error log for the actual replacement strategy.

---

**BC121E10****Explanation:**

Firmware Error.

**Response:**

The FRU callouts are calculated at the time of the failure. See the error log for the actual replacement strategy.

---

**BC121E11****Explanation:**

Firmware Error.

**Response:**

The FRU callouts are calculated at the time of the failure. See the error log for the actual replacement strategy.

---

**BC121E12****Explanation:**

Firmware Error.

**Response:**

The FRU callouts are calculated at the time of the failure. See the error log for the actual replacement strategy.

---

**BC121E13****Explanation:**

Boot firmware integrity issue; Reinstall boot firmware.

**Response:**

The FRU callouts are calculated at the time of the failure. See the error log for the actual replacement strategy.

---

**BC121E14****Explanation:**

Secure Boot failure.

**Response:**

The FRU callouts are calculated at the time of the failure. See the error log for the actual replacement strategy.

---

**BC121E15****Explanation:**

Planar jumper configuration.

**Response:**

The FRU callouts are calculated at the time of the failure. See the error log for the actual replacement strategy.

---

**BC121E16****Explanation:**

A problem occurred during the IPL of the system.

**Response:**

The FRU callouts are calculated at the time of the failure. See the error log for the actual replacement strategy.

---

**BC121E17****Explanation:**

Could not allocate any requested SMF memory.

**Response:**

The FRU callouts are calculated at the time of the failure. See the error log for the actual replacement strategy.

---

**BC121E18**

**Explanation:**

SMF secure memory allocation request altered to satisfy memory allocation rules.

**Response:**

The FRU callouts are calculated at the time of the failure. See the error log for the actual replacement strategy.

---

**BC121E20**

**Explanation:**

Secure Boot failure.

**Response:**

The FRU callouts are calculated at the time of the failure. See the error log for the actual replacement strategy.

---

**BC121E21**

**Explanation:**

Secure Boot failure.

**Response:**

The FRU callouts are calculated at the time of the failure. See the error log for the actual replacement strategy.

---

**BC121E22**

**Explanation:**

Secure Boot failure.

**Response:**

The FRU callouts are calculated at the time of the failure. See the error log for the actual replacement strategy.

---

**BC121E23**

**Explanation:**

Secure Boot failure.

**Response:**

The FRU callouts are calculated at the time of the failure. See the error log for the actual replacement strategy.

---

**BC121E24**

**Explanation:**

Secure Boot failure.

**Response:**

The FRU callouts are calculated at the time of the failure. See the error log for the actual replacement strategy.

---

**BC121E25**

**Explanation:**

Secure Boot failure.

**Response:**

The FRU callouts are calculated at the time of the failure. See the error log for the actual replacement strategy.

---

**BC121E26**

**Explanation:**

Secure Boot failure.

**Response:**

The FRU callouts are calculated at the time of the failure. See the error log for the actual replacement strategy.

---

**BC121E27**

**Explanation:**

Secure Boot failure.

**Response:**

The FRU callouts are calculated at the time of the failure. See the error log for the actual replacement strategy.

---

**BC121E28**

**Explanation:**

Secure Boot failure.

**Response:**

The FRU callouts are calculated at the time of the failure. See the error log for the actual replacement strategy.

---

**BC121E29**

**Explanation:**

Secure Boot failure.

**Response:**

The FRU callouts are calculated at the time of the failure. See the error log for the actual replacement strategy.

---

**BC121E2A**

**Explanation:**

Secure Boot failure.

**Response:**

The FRU callouts are calculated at the time of the failure. See the error log for the actual replacement strategy.

---

**BC121E2B**

**Explanation:**

Secure Boot failure.

**Response:**

The FRU callouts are calculated at the time of the failure. See the error log for the actual replacement strategy.

---

**BC121E2D****Explanation:**

During processor/memory subsystem initialization, an error was encountered: Could not fetch primary TPM's Log.

**Response:**

The FRU callouts are calculated at the time of the failure. See the error log for the actual replacement strategy.

---

**BC121E30****Explanation:**

Trusted Boot failure.

**Response:**

The FRU callouts are calculated at the time of the failure. See the error log for the actual replacement strategy.

---

**BC121E31****Explanation:**

Trusted Boot failure.

**Response:**

The FRU callouts are calculated at the time of the failure. See the error log for the actual replacement strategy.

---

**BC121E32****Explanation:**

Trusted Boot failure.

**Response:**

The FRU callouts are calculated at the time of the failure. See the error log for the actual replacement strategy.

---

**BC121E33****Explanation:**

Trusted Boot failure.

**Response:**

The FRU callouts are calculated at the time of the failure. See the error log for the actual replacement strategy.

---

**BC121E34****Explanation:**

Trusted Boot failure.

**Response:**

The FRU callouts are calculated at the time of the failure. See the error log for the actual replacement strategy.

---

**BC121E41****Explanation:**

A problem occurred during the IPL of the system.

**Response:**

The FRU callouts are calculated at the time of the failure. See the error log for the actual replacement strategy.

---

**BC121E42****Explanation:**

A problem occurred during the IPL of the system.

**Response:**

The FRU callouts are calculated at the time of the failure. See the error log for the actual replacement strategy.

---

**BC121E43****Explanation:**

A problem occurred during the IPL of the system.

**Response:**

The FRU callouts are calculated at the time of the failure. See the error log for the actual replacement strategy.

---

**BC121E44****Explanation:**

Physical Presence was Asserted.

**Response:**

The FRU callouts are calculated at the time of the failure. See the error log for the actual replacement strategy.

---

**BC121E45****Explanation:**

Re-IPLing to open a Physical Presence Window.

**Response:**

The FRU callouts are calculated at the time of the failure. See the error log for the actual replacement strategy.

---

**BC121E46****Explanation:**

A problem occurred during the IPL of the system.

**Response:**

The FRU callouts are calculated at the time of the failure. See the error log for the actual replacement strategy.

---

**BC121E47****Explanation:**

Detected Special Key Clear Request.

**Response:**

The FRU callouts are calculated at the time of the failure. See the error log for the actual replacement strategy.

---

**BC121F01****Explanation:**

During processor/memory subsystem initialization, an error was encountered: IPC service provider received an unexpected message.

**Response:**

The FRU callouts are calculated at the time of the failure. See the error log for the actual replacement strategy.

---

**BC122201****Explanation:**

A problem occurred while updating processor boot code.

**Response:**

The FRU callouts are calculated at the time of the failure. See the error log for the actual replacement strategy.

---

**BC122202****Explanation:**

A problem occurred while updating processor boot code.

**Response:**

The FRU callouts are calculated at the time of the failure. See the error log for the actual replacement strategy.

---

**BC122203****Explanation:**

A problem occurred while updating processor boot code.

**Response:**

The FRU callouts are calculated at the time of the failure. See the error log for the actual replacement strategy.

---

**BC122204****Explanation:**

A problem occurred while updating processor boot code.

**Response:**

The FRU callouts are calculated at the time of the failure. See the error log for the actual replacement strategy.

---

**BC122206****Explanation:**

A problem occurred while updating processor boot code.

**Response:**

The FRU callouts are calculated at the time of the failure. See the error log for the actual replacement strategy.

---

**BC122207****Explanation:**

A problem occurred while updating processor boot code.

**Response:**

The FRU callouts are calculated at the time of the failure. See the error log for the actual replacement strategy.

---

**BC122208****Explanation:**

A problem occurred while updating processor boot code.

**Response:**

The FRU callouts are calculated at the time of the failure. See the error log for the actual replacement strategy.

---

**BC12220A****Explanation:**

A problem occurred while updating processor boot code.

**Response:**

The FRU callouts are calculated at the time of the failure. See the error log for the actual replacement strategy.

---

**BC12220B****Explanation:**

A problem occurred while updating processor boot code.

**Response:**

The FRU callouts are calculated at the time of the failure. See the error log for the actual replacement strategy.

---

**BC12220D****Explanation:**

A problem occurred while updating processor boot code.

**Response:**

The FRU callouts are calculated at the time of the failure. See the error log for the actual replacement strategy.

---

**BC12220E****Explanation:**

During processor/memory subsystem initialization, an error was encountered: Invalid Boot SEEPROM Side Found.

**Response:**

The FRU callouts are calculated at the time of the failure. See the error log for the actual replacement strategy.



---

**BC12220F****Explanation:**

ECC or Data Miscompare Fail Reading Back Self Boot Engine (SBE) Version Information.

**Response:**

The FRU callouts are calculated at the time of the failure. See the error log for the actual replacement strategy.

---

**BC122210****Explanation:**

A problem occurred while updating processor boot code.

**Response:**

The FRU callouts are calculated at the time of the failure. See the error log for the actual replacement strategy.

---

**BC122211****Explanation:**

A problem occurred while updating processor boot code.

**Response:**

The FRU callouts are calculated at the time of the failure. See the error log for the actual replacement strategy.

---

**BC122212****Explanation:**

Successful Update of Self Boot Engine (SBE) SEEPROM SBE Version Information.

**Response:**

The FRU callouts are calculated at the time of the failure. See the error log for the actual replacement strategy.

---

**BC122213****Explanation:**

Self Boot Engine (SBE) Version Miscompare with Master Target.

**Response:**

The FRU callouts are calculated at the time of the failure. See the error log for the actual replacement strategy.

---

**BC122214****Explanation:**

During processor/memory subsystem initialization, an error was encountered: Error Associated with Updating this Target.

**Response:**

The FRU callouts are calculated at the time of the failure. See the error log for the actual replacement strategy.

---

**BC122215****Explanation:**

Self Boot Engine (SBE) Image Version Miscompare with Master Target.

**Response:**

The FRU callouts are calculated at the time of the failure. See the error log for the actual replacement strategy.

---

**BC122218****Explanation:**

A problem occurred while updating processor boot code.

**Response:**

The FRU callouts are calculated at the time of the failure. See the error log for the actual replacement strategy.

---

**BC122219****Explanation:**

A problem occurred while updating processor boot code.

**Response:**

The FRU callouts are calculated at the time of the failure. See the error log for the actual replacement strategy.

---

**BC12221A****Explanation:**

A problem occurred while updating processor boot code.

**Response:**

The FRU callouts are calculated at the time of the failure. See the error log for the actual replacement strategy.

---

**BC12221B****Explanation:**

SBE is not being updated.

**Response:**

The FRU callouts are calculated at the time of the failure. See the error log for the actual replacement strategy.

---

**BC12221D****Explanation:**

Chip level is invalid.

**Response:**

The FRU callouts are calculated at the time of the failure. See the error log for the actual replacement strategy.

---

**BC12221E****Explanation:**

A problem occurred while updating processor boot code.

**Response:**

The FRU callouts are calculated at the time of the failure. See the error log for the actual replacement strategy.

---

**BC12221F**

**Explanation:**

A problem occurred while updating processor boot code.

**Response:**

The FRU callouts are calculated at the time of the failure. See the error log for the actual replacement strategy.

---

**BC122300**

**Explanation:**

A problem occurred during the IPL of the system.

**Response:**

The FRU callouts are calculated at the time of the failure. See the error log for the actual replacement strategy.

---

**BC122301**

**Explanation:**

A problem occurred during the IPL of the system.

**Response:**

The FRU callouts are calculated at the time of the failure. See the error log for the actual replacement strategy.

---

**BC122302**

**Explanation:**

A problem occurred during the IPL of the system.

**Response:**

The FRU callouts are calculated at the time of the failure. See the error log for the actual replacement strategy.

---

**BC122303**

**Explanation:**

A problem occurred during the IPL of the system.

**Response:**

The FRU callouts are calculated at the time of the failure. See the error log for the actual replacement strategy.

---

**BC122310**

**Explanation:**

A problem occurred during the IPL of the system.

**Response:**

The FRU callouts are calculated at the time of the failure. See the error log for the actual replacement strategy.

---

**BC122401**

**Explanation:**

Firmware error accessing internal bus during IPL.

**Response:**

The FRU callouts are calculated at the time of the failure. See the error log for the actual replacement strategy.

---

**BC122403**

**Explanation:**

Firmware error accessing internal bus during IPL.

**Response:**

The FRU callouts are calculated at the time of the failure. See the error log for the actual replacement strategy.

---

**BC122404**

**Explanation:**

Error(s) found in OPB Status Register.

**Response:**

The FRU callouts are calculated at the time of the failure. See the error log for the actual replacement strategy.

---

**BC122405**

**Explanation:**

Unsupported Reset Level requested.

**Response:**

The FRU callouts are calculated at the time of the failure. See the error log for the actual replacement strategy.

---

**BC122406**

**Explanation:**

Firmware error during boot flash diagnostics.

**Response:**

The FRU callouts are calculated at the time of the failure. See the error log for the actual replacement strategy.

---

**BC122407**

**Explanation:**

Firmware error during boot flash diagnostics.

**Response:**

The FRU callouts are calculated at the time of the failure. See the error log for the actual replacement strategy.

---

**BC122408**

**Explanation:**

Firmware error during boot flash diagnostics.

**Response:**

The FRU callouts are calculated at the time of the failure. See the error log for the actual replacement strategy.

---

**BC122409****Explanation:**

Firmware error during boot flash diagnostics.

**Response:**

The FRU callouts are calculated at the time of the failure. See the error log for the actual replacement strategy.

---

**BC12240A****Explanation:**

Error(s) found in LPCHC Status Register.

**Response:**

The FRU callouts are calculated at the time of the failure. See the error log for the actual replacement strategy.

---

**BC122501****Explanation:**

Firmware error during system boot.

**Response:**

The FRU callouts are calculated at the time of the failure. See the error log for the actual replacement strategy.

---

**BC122502****Explanation:**

Firmware error.

**Response:**

The FRU callouts are calculated at the time of the failure. See the error log for the actual replacement strategy.

---

**BC122503****Explanation:**

Firmware error during IPMI event handling.

**Response:**

The FRU callouts are calculated at the time of the failure. See the error log for the actual replacement strategy.

---

**BC122504****Explanation:**

During processor/memory subsystem initialization, an error was encountered: Command not valid for this sensor.

**Response:**

The FRU callouts are calculated at the time of the failure. See the error log for the actual replacement strategy.

---

**BC122505****Explanation:**

During processor/memory subsystem initialization, an error was encountered: Set sensor reading command failed.

**Response:**

The FRU callouts are calculated at the time of the failure. See the error log for the actual replacement strategy.

---

**BC122506****Explanation:**

During processor/memory subsystem initialization, an error was encountered: Set sensor reading command failed.

**Response:**

The FRU callouts are calculated at the time of the failure. See the error log for the actual replacement strategy.

---

**BC122507****Explanation:**

During processor/memory subsystem initialization, an error was encountered: Requested sensor is not present.

**Response:**

The FRU callouts are calculated at the time of the failure. See the error log for the actual replacement strategy.

---

**BC122508****Explanation:**

During processor/memory subsystem initialization, an error was encountered: Set sensor reading command failed.

**Response:**

The FRU callouts are calculated at the time of the failure. See the error log for the actual replacement strategy.

---

**BC122509****Explanation:**

Unexpected IPMI completion code from the BMC.

**Response:**

The FRU callouts are calculated at the time of the failure. See the error log for the actual replacement strategy.

---

**BC12250A****Explanation:**

The DCMI command to retrieve the power limit data from the BMC has failed, the user defined power limit cannot be applied.

**Response:**

The FRU callouts are calculated at the time of the failure. See the error log for the actual replacement strategy.

---

**BC12250B****Explanation:**

Request to get sensor reading IPMI completion code can be seen in userdata1 field of the log.

**Response:**

The FRU callouts are calculated at the time of the failure. See the error log for the actual replacement strategy.

---

**BC12250C****Explanation:**

During processor/memory subsystem initialization, an error was encountered: Request to get sensor type form the bmc failed.

**Response:**

The FRU callouts are calculated at the time of the failure. See the error log for the actual replacement strategy.

---

**BC12250D****Explanation:**

Unable to determine sensor information.

**Response:**

The FRU callouts are calculated at the time of the failure. See the error log for the actual replacement strategy.

---

**BC12250E****Explanation:**

During processor/memory subsystem initialization, an error was encountered: VPD data is invalid size.

**Response:**

The FRU callouts are calculated at the time of the failure. See the error log for the actual replacement strategy.

---

**BC12250F****Explanation:**

The passed in sensor number is not valid.

**Response:**

The FRU callouts are calculated at the time of the failure. See the error log for the actual replacement strategy.

---

**BC122510****Explanation:**

Unable to find a valid sensor setting.

**Response:**

The FRU callouts are calculated at the time of the failure. See the error log for the actual replacement strategy.

---

**BC122601****Explanation:**

During processor/memory subsystem initialization, an error was encountered: OCC is not valid.

**Response:**

The FRU callouts are calculated at the time of the failure. See the error log for the actual replacement strategy.

---

**BC122605****Explanation:**

During processor/memory subsystem initialization, an error was encountered: OCC not ready for target state.

**Response:**

The FRU callouts are calculated at the time of the failure. See the error log for the actual replacement strategy.

---

**BC12260E****Explanation:**

During processor/memory subsystem initialization, an error was encountered: Unable to send cmd to OCC exception.

**Response:**

The FRU callouts are calculated at the time of the failure. See the error log for the actual replacement strategy.

---

**BC122616****Explanation:**

During processor/memory subsystem initialization, an error was encountered: Homer pointer is nullptr, unable to communicate with the OCCs. Leaving system in safe mode.

**Response:**

The FRU callouts are calculated at the time of the failure. See the error log for the actual replacement strategy.

---

**BC122618****Explanation:**

During processor/memory subsystem initialization, an error was encountered: Invalid response length received.

**Response:**

The FRU callouts are calculated at the time of the failure. See the error log for the actual replacement strategy.

---

**BC122619****Explanation:**

During processor/memory subsystem initialization, an error was encountered: OCC response had checksum failure.

**Response:**

The FRU callouts are calculated at the time of the failure. See the error log for the actual replacement strategy.

---

**BC12261B****Explanation:**

During processor/memory subsystem initialization, an error was encountered: Invalid length in OCC response.

**Response:**

The FRU callouts are calculated at the time of the failure. See the error log for the actual replacement strategy.

---

**BC12261C****Explanation:**

During processor/memory subsystem initialization, an error was encountered: Invalid POLL response length.

**Response:**

The FRU callouts are calculated at the time of the failure. See the error log for the actual replacement strategy.

---

**BC12261D****Explanation:**

During processor/memory subsystem initialization, an error was encountered: Bad FRU data received in OCC error log.

**Response:**

The FRU callouts are calculated at the time of the failure. See the error log for the actual replacement strategy.

---

**BC122622****Explanation:**

During processor/memory subsystem initialization, an error was encountered: Invalid role is POLL response.

**Response:**

The FRU callouts are calculated at the time of the failure. See the error log for the actual replacement strategy.

---

**BC122623****Explanation:**

During processor/memory subsystem initialization, an error was encountered: Invalid OCC state requested.

**Response:**

The FRU callouts are calculated at the time of the failure. See the error log for the actual replacement strategy.

---

**BC122624****Explanation:**

During processor/memory subsystem initialization, an error was encountered: OCC comm not established or command is not supported.

**Response:**

The FRU callouts are calculated at the time of the failure. See the error log for the actual replacement strategy.

---

**BC122625****Explanation:**

During processor/memory subsystem initialization, an error was encountered: OCCs were not loaded/started successfully.

**Response:**

The FRU callouts are calculated at the time of the failure. See the error log for the actual replacement strategy.

---

**BC122626****Explanation:**

During processor/memory subsystem initialization, an error was encountered: OCC did not change to requested state.

**Response:**

The FRU callouts are calculated at the time of the failure. See the error log for the actual replacement strategy.

---

**BC122635****Explanation:**

During processor/memory subsystem initialization, an error was encountered: Timeout waiting for OCC response.

**Response:**

The FRU callouts are calculated at the time of the failure. See the error log for the actual replacement strategy.

---

**BC122645****Explanation:**

During processor/memory subsystem initialization, an error was encountered: No OCC target found for proc Target,.

**Response:**

The FRU callouts are calculated at the time of the failure. See the error log for the actual replacement strategy.

---

**BC122655****Explanation:**

During processor/memory subsystem initialization, an error was encountered: No OCC master was found.

**Response:**

The FRU callouts are calculated at the time of the failure. See the error log for the actual replacement strategy.

---

**BC122656****Explanation:**

During processor/memory subsystem initialization, an error was encountered: OCC reset threshold reached. Leaving OCCs in reset state.

**Response:**

The FRU callouts are calculated at the time of the failure. See the error log for the actual replacement strategy.

---

**BC122663****Explanation:**

During processor/memory subsystem initialization, an error was encountered: Invalid OCC error log data.

**Response:**

The FRU callouts are calculated at the time of the failure. See the error log for the actual replacement strategy.

---

**BC12267D****Explanation:**

During processor/memory subsystem initialization, an error was encountered: Bad FRU data received in OCC error log.

**Response:**

The FRU callouts are calculated at the time of the failure. See the error log for the actual replacement strategy.

---

**BC12267F****Explanation:**

During processor/memory subsystem initialization, an error was encountered: No FRU callouts found for non-info OCC Error.

**Response:**

The FRU callouts are calculated at the time of the failure. See the error log for the actual replacement strategy.

---

**BC122701****Explanation:**

During processor/memory subsystem initialization, an error was encountered: Invalid operation type.

**Response:**

The FRU callouts are calculated at the time of the failure. See the error log for the actual replacement strategy.

---

**BC122702****Explanation:**

A problem was detected during the IPL of the system: Device type not supported.

**Response:**

The FRU callouts are calculated at the time of the failure. See the error log for the actual replacement strategy.

---

**BC122703****Explanation:**

Unexpected trusted boot related failure.

**Response:**

The FRU callouts are calculated at the time of the failure. See the error log for the actual replacement strategy.

---

**BC122705****Explanation:**

During processor/memory subsystem initialization, an error was encountered: I2C master entity path doesn't exist.

**Response:**

The FRU callouts are calculated at the time of the failure. See the error log for the actual replacement strategy.

---

**BC122706****Explanation:**

During processor/memory subsystem initialization, an error was encountered: I2C master path target is null.

**Response:**

The FRU callouts are calculated at the time of the failure. See the error log for the actual replacement strategy.

---

**BC122707****Explanation:**

During processor/memory subsystem initialization, an error was encountered: Invalid address offset size.

**Response:**

The FRU callouts are calculated at the time of the failure. See the error log for the actual replacement strategy.

---

**BC122708****Explanation:**

A problem occurred during the IPL of the system: TPM buffer is too large.

**Response:**

The FRU callouts are calculated at the time of the failure. See the error log for the actual replacement strategy.

---

**BC122709****Explanation:**

A problem occurred during the IPL of the system: TPM underflow.

**Response:**

The FRU callouts are calculated at the time of the failure. See the error log for the actual replacement strategy.

---

**BC12270A**

**Explanation:**

A problem occurred during the IPL of the system: TPM timeout.

**Response:**

The FRU callouts are calculated at the time of the failure. See the error log for the actual replacement strategy.

---

**BC12270B**

**Explanation:**

During processor/memory subsystem initialization, an error was encountered: Invalid operation type.

**Response:**

The FRU callouts are calculated at the time of the failure. See the error log for the actual replacement strategy.

---

**BC12270C**

**Explanation:**

During processor/memory subsystem initialization, an error was encountered: Can't find TPM in ATTR\_I2C\_BUS\_SPEED\_ARRAY.

**Response:**

The FRU callouts are calculated at the time of the failure. See the error log for the actual replacement strategy.

---

**BC12270D**

**Explanation:**

A trusted platform module (TPM) that was expected to be present was not detected properly.

**Response:**

The FRU callouts are calculated at the time of the failure. See the error log for the actual replacement strategy.

---

**BC12270E**

**Explanation:**

Trusted boot problem detected.

**Response:**

The FRU callouts are calculated at the time of the failure. See the error log for the actual replacement strategy.

---

**BC12270F**

**Explanation:**

Trusted boot problem detected.

**Response:**

The FRU callouts are calculated at the time of the failure. See the error log for the actual replacement strategy.

---

**BC122710**

**Explanation:**

Unexpected trusted boot related failure.

**Response:**

The FRU callouts are calculated at the time of the failure. See the error log for the actual replacement strategy.

---

**BC122711**

**Explanation:**

Unexpected trusted boot related failure.

**Response:**

The FRU callouts are calculated at the time of the failure. See the error log for the actual replacement strategy.

---

**BC122801**

**Explanation:**

Firmware error communicating with boot device.

**Response:**

The FRU callouts are calculated at the time of the failure. See the error log for the actual replacement strategy.

---

**BC122802**

**Explanation:**

Firmware error communicating with boot device.

**Response:**

The FRU callouts are calculated at the time of the failure. See the error log for the actual replacement strategy.

---

**BC122803**

**Explanation:**

Firmware error communicating with boot device.

**Response:**

The FRU callouts are calculated at the time of the failure. See the error log for the actual replacement strategy.

---

**BC122804**

**Explanation:**

Firmware error communicating with boot device.

**Response:**

The FRU callouts are calculated at the time of the failure. See the error log for the actual replacement strategy.

---

**BC122806**

**Explanation:**

Firmware logic bug detected.

**Response:**

The FRU callouts are calculated at the time of the failure. See the error log for the actual replacement strategy.

---

**BC122810**

**Explanation:**

During processor/memory subsystem initialization, an error was encountered: Timeout waiting for upstream FIFO to have room to write.

**Response:**

The FRU callouts are calculated at the time of the failure. See the error log for the actual replacement strategy.

---

**BC122811**

**Explanation:**

During processor/memory subsystem initialization, an error was encountered: EOT not received before downstream buffer full.

**Response:**

The FRU callouts are calculated at the time of the failure. See the error log for the actual replacement strategy.

---

**BC122812**

**Explanation:**

During processor/memory subsystem initialization, an error was encountered: The distance to the status header is not within the response buffer.

**Response:**

The FRU callouts are calculated at the time of the failure. See the error log for the actual replacement strategy.

---

**BC122813**

**Explanation:**

During processor/memory subsystem initialization, an error was encountered: Status header does not start with magic number or non-zero primary or secondary status.

**Response:**

The FRU callouts are calculated at the time of the failure. See the error log for the actual replacement strategy.

---

**BC122814**

**Explanation:**

During processor/memory subsystem initialization, an error was encountered: Timeout waiting for downstream FIFO to have data to receive.

**Response:**

The FRU callouts are calculated at the time of the failure. See the error log for the actual replacement strategy.

---

**BC122815**

**Explanation:**

Firmware error communicating with boot device.

**Response:**

The FRU callouts are calculated at the time of the failure. See the error log for the actual replacement strategy.

---

**BC122816**

**Explanation:**

Firmware error communicating with boot device.

**Response:**

The FRU callouts are calculated at the time of the failure. See the error log for the actual replacement strategy.

---

**BC122817**

**Explanation:**

Firmware error communicating with boot device.

**Response:**

The FRU callouts are calculated at the time of the failure. See the error log for the actual replacement strategy.

---

**BC122818**

**Explanation:**

Firmware error communicating with boot device.

**Response:**

The FRU callouts are calculated at the time of the failure. See the error log for the actual replacement strategy.

---

**BC122819**

**Explanation:**

Firmware error communicating with boot device.

**Response:**

The FRU callouts are calculated at the time of the failure. See the error log for the actual replacement strategy.

---

**BC12281A**

**Explanation:**

During processor/memory subsystem initialization, an error was encountered: If the size of the FFDC package exceeds our allocated buffer size, we log it.

**Response:**

The FRU callouts are calculated at the time of the failure. See the error log for the actual replacement strategy.

---

**BC122831**



**Explanation:**

Firmware error communicating with boot device.

**Response:**

The FRU callouts are calculated at the time of the failure. See the error log for the actual replacement strategy.

---

**BC122832****Explanation:**

Firmware error communicating with boot device.

**Response:**

The FRU callouts are calculated at the time of the failure. See the error log for the actual replacement strategy.

---

**BC122833****Explanation:**

Firmware error communicating with boot device.

**Response:**

The FRU callouts are calculated at the time of the failure. See the error log for the actual replacement strategy.

---

**BC122834****Explanation:**

Firmware error communicating with boot device.

**Response:**

The FRU callouts are calculated at the time of the failure. See the error log for the actual replacement strategy.

---

**BC122835****Explanation:**

Firmware error communicating with boot device.

**Response:**

The FRU callouts are calculated at the time of the failure. See the error log for the actual replacement strategy.

---

**BC122836****Explanation:**

Firmware error communicating with boot device.

**Response:**

The FRU callouts are calculated at the time of the failure. See the error log for the actual replacement strategy.

---

**BC122837****Explanation:**

Firmware error communicating with boot device.

**Response:**

The FRU callouts are calculated at the time of the failure. See the error log for the actual replacement strategy.

---

**BC122838****Explanation:**

Firmware error communicating with boot device.

**Response:**

The FRU callouts are calculated at the time of the failure. See the error log for the actual replacement strategy.

---

**BC122839****Explanation:**

Firmware error communicating with boot device.

**Response:**

The FRU callouts are calculated at the time of the failure. See the error log for the actual replacement strategy.

---

**BC12283A****Explanation:**

Firmware error communicating with boot device.

**Response:**

The FRU callouts are calculated at the time of the failure. See the error log for the actual replacement strategy.

---

**BC12283B****Explanation:**

Firmware error communicating with boot device.

**Response:**

The FRU callouts are calculated at the time of the failure. See the error log for the actual replacement strategy.

---

**BC12283C****Explanation:**

Firmware error communicating with boot device.

**Response:**

The FRU callouts are calculated at the time of the failure. See the error log for the actual replacement strategy.

---

**BC12283D****Explanation:**

During processor/memory subsystem initialization, an error was encountered: Unable to inform OPAL of SBE failure.

**Response:**

The FRU callouts are calculated at the time of the failure. See the error log for the actual replacement strategy.

---

**BC122850****Explanation:**

A problem occurred during the IPL.

---

**Response:**

The FRU callouts are calculated at the time of the failure. See the error log for the actual replacement strategy.

---

**BC122851****Explanation:**

A problem occurred during the IPL.

**Response:**

The FRU callouts are calculated at the time of the failure. See the error log for the actual replacement strategy.

---

**BC122852****Explanation:**

During processor/memory subsystem initialization, an error was encountered: SBE booted from unexpected side.

**Response:**

The FRU callouts are calculated at the time of the failure. See the error log for the actual replacement strategy.

---

**BC122853****Explanation:**

Processor Error.

**Response:**

The FRU callouts are calculated at the time of the failure. See the error log for the actual replacement strategy.

---

**BC122854****Explanation:**

Processor Error.

**Response:**

The FRU callouts are calculated at the time of the failure. See the error log for the actual replacement strategy.

---

**BC122856****Explanation:**

During processor/memory subsystem initialization, an error was encountered: This function was called incorrectly or there is a new enum that is not handled yet.

**Response:**

The FRU callouts are calculated at the time of the failure. See the error log for the actual replacement strategy.

---

**BC122857****Explanation:**

FFDC associated with boot device failing to boot.

**Response:**

The FRU callouts are calculated at the time of the failure. See the error log for the actual replacement strategy.

---

**BC122858****Explanation:**

A processor in the system has failed to initialize.

**Response:**

The FRU callouts are calculated at the time of the failure. See the error log for the actual replacement strategy.

---

**BC12285B****Explanation:**

Extra FFDC gathered, marked information event.

**Response:**

The FRU callouts are calculated at the time of the failure. See the error log for the actual replacement strategy.

---

**BC12285C****Explanation:**

Processor Error.

**Response:**

The FRU callouts are calculated at the time of the failure. See the error log for the actual replacement strategy.

---

**BC12285D****Explanation:**

Processor Error.

**Response:**

The FRU callouts are calculated at the time of the failure. See the error log for the actual replacement strategy.

---

**BC12285E****Explanation:**

Processor Error.

**Response:**

The FRU callouts are calculated at the time of the failure. See the error log for the actual replacement strategy.

---

**BC12285F****Explanation:**

During processor/memory subsystem initialization, an error was encountered: Call to PSU Chip Op returned an unexpected message type.

**Response:**

The FRU callouts are calculated at the time of the failure. See the error log for the actual replacement strategy.

---

**BC122861**

**Explanation:**

During processor/memory subsystem initialization, an error was encountered: Could not register mailbox message queue.

**Response:**

The FRU callouts are calculated at the time of the failure. See the error log for the actual replacement strategy.

---

**BC122862****Explanation:**

Processor Error.

**Response:**

The FRU callouts are calculated at the time of the failure. See the error log for the actual replacement strategy.

---

**BC122BA0****Explanation:**

Failure detected in security subsystem.

**Response:**

The FRU callouts are calculated at the time of the failure. See the error log for the actual replacement strategy.

---

**BC122BA2****Explanation:**

Failure detected in security subsystem.

**Response:**

The FRU callouts are calculated at the time of the failure. See the error log for the actual replacement strategy.

---

**BC122BA3****Explanation:**

Failure detected in security subsystem.

**Response:**

The FRU callouts are calculated at the time of the failure. See the error log for the actual replacement strategy.

---

**BC122BA4****Explanation:**

Failure detected in security subsystem.

**Response:**

The FRU callouts are calculated at the time of the failure. See the error log for the actual replacement strategy.

---

**BC122BA5****Explanation:**

Failure detected in security subsystem.

**Response:**

The FRU callouts are calculated at the time of the failure. See the error log for the actual replacement strategy.

---

**BC122BA6****Explanation:**

Failure detected in security subsystem.

**Response:**

The FRU callouts are calculated at the time of the failure. See the error log for the actual replacement strategy.

---

**BC122BA7****Explanation:**

Failure detected in security subsystem.

**Response:**

The FRU callouts are calculated at the time of the failure. See the error log for the actual replacement strategy.

---

**BC122BA8****Explanation:**

Failure detected in security subsystem.

**Response:**

The FRU callouts are calculated at the time of the failure. See the error log for the actual replacement strategy.

---

**BC122BA9****Explanation:**

During processor/memory subsystem initialization, an error was encountered: Unmarshal error while replaying tpm log.

**Response:**

The FRU callouts are calculated at the time of the failure. See the error log for the actual replacement strategy.

---

**BC122BAA****Explanation:**

TPM log overflow.

**Response:**

The FRU callouts are calculated at the time of the failure. See the error log for the actual replacement strategy.

---

**BC122BAB****Explanation:**

TPM log operation failure.

**Response:**

The FRU callouts are calculated at the time of the failure. See the error log for the actual replacement strategy.

---

**BC122BAC**

**Explanation:**

TPM log buffer init failure.

**Response:**

The FRU callouts are calculated at the time of the failure. See the error log for the actual replacement strategy.

---

**BC122BAD****Explanation:**

The system is configured for Secure Boot and trusted platform module required mode; a functional boot processor trusted platform module is required to boot the system (or node, if multi-node system), but none are available. Therefore, the system (or node, if multi-node system) will terminate. Trusted platform module required mode may be disabled via the appropriate systems management interface to allow platform boot without the remote trusted attestation capability. Look for other errors which call out the trusted platform module and follow the repair actions for these errors.

**Response:**

The FRU callouts are calculated at the time of the failure. See the error log for the actual replacement strategy.

---

**BC122BAE****Explanation:**

Failure detected in security subsystem.

**Response:**

The FRU callouts are calculated at the time of the failure. See the error log for the actual replacement strategy.

---

**BC122BAF****Explanation:**

Failure detected in security subsystem.

**Response:**

The FRU callouts are calculated at the time of the failure. See the error log for the actual replacement strategy.

---

**BC122BB0****Explanation:**

TPM log invalid format.

**Response:**

The FRU callouts are calculated at the time of the failure. See the error log for the actual replacement strategy.

---

**BC122BB1****Explanation:**

Trusted boot failure.

**Response:**

The FRU callouts are calculated at the time of the failure. See the error log for the actual replacement strategy.

---

**BC122BB2****Explanation:**

Firmware error during system boot.

**Response:**

The FRU callouts are calculated at the time of the failure. See the error log for the actual replacement strategy.

---

**BC122BB3****Explanation:**

Firmware error during system boot.

**Response:**

The FRU callouts are calculated at the time of the failure. See the error log for the actual replacement strategy.

---

**BC122BB4****Explanation:**

Platform security problem detected.

**Response:**

The FRU callouts are calculated at the time of the failure. See the error log for the actual replacement strategy.

---

**BC122BB5****Explanation:**

Failure detected in security subsystem.

**Response:**

The FRU callouts are calculated at the time of the failure. See the error log for the actual replacement strategy.

---

**BC122BB7****Explanation:**

Trusted Boot failure.

**Response:**

The FRU callouts are calculated at the time of the failure. See the error log for the actual replacement strategy.

---

**BC122BB8****Explanation:**

Trusted boot failure.

**Response:**

The FRU callouts are calculated at the time of the failure. See the error log for the actual replacement strategy.

---

**BC122BB9****Explanation:**

Trusted boot failure.

**Response:**

The FRU callouts are calculated at the time of the failure. See the error log for the actual replacement strategy.

---

**BC122BBA****Explanation:**

Trusted boot failure.

**Response:**

The FRU callouts are calculated at the time of the failure. See the error log for the actual replacement strategy.

---

**BC122BBB****Explanation:**

Trusted boot failure.

**Response:**

The FRU callouts are calculated at the time of the failure. See the error log for the actual replacement strategy.

---

**BC122BBC****Explanation:**

Trusted boot failure.

**Response:**

The FRU callouts are calculated at the time of the failure. See the error log for the actual replacement strategy.

---

**BC122BBD****Explanation:**

trustedboot failure.

**Response:**

The FRU callouts are calculated at the time of the failure. See the error log for the actual replacement strategy.

---

**BC123325****Explanation:**

During processor/memory subsystem initialization, an error was encountered: Unable to resolve other end of xbus.

**Response:**

The FRU callouts are calculated at the time of the failure. See the error log for the actual replacement strategy.

---

**BC123326****Explanation:**

During processor/memory subsystem initialization, an error was encountered: Unable to resolve other end of xbus.

**Response:**

The FRU callouts are calculated at the time of the failure. See the error log for the actual replacement strategy.

---

**BC123327****Explanation:**

Firmware Error.

**Response:**

The FRU callouts are calculated at the time of the failure. See the error log for the actual replacement strategy.

---

**BC123328****Explanation:**

Firmware Error.

**Response:**

The FRU callouts are calculated at the time of the failure. See the error log for the actual replacement strategy.

---

**BC123329****Explanation:**

Firmware Error.

**Response:**

The FRU callouts are calculated at the time of the failure. See the error log for the actual replacement strategy.

---

**BC12332A****Explanation:**

Firmware Error.

**Response:**

The FRU callouts are calculated at the time of the failure. See the error log for the actual replacement strategy.

---

**BC12332B****Explanation:**

Firmware Error.

**Response:**

The FRU callouts are calculated at the time of the failure. See the error log for the actual replacement strategy.

---

**BC12332C****Explanation:**

Firmware Error.

**Response:**

The FRU callouts are calculated at the time of the failure. See the error log for the actual replacement strategy.

---

**BC12332D****Explanation:**

Firmware Error or unsupported part.

**Response:**

The FRU callouts are calculated at the time of the failure. See the error log for the actual replacement strategy.

---

**BC12332E****Explanation:**

Firmware Error.

**Response:**

The FRU callouts are calculated at the time of the failure. See the error log for the actual replacement strategy.

---

**BC12332F****Explanation:**

Firmware Error.

**Response:**

The FRU callouts are calculated at the time of the failure. See the error log for the actual replacement strategy.

---

**BC123330****Explanation:**

Firmware Error.

**Response:**

The FRU callouts are calculated at the time of the failure. See the error log for the actual replacement strategy.

---

**BC123331****Explanation:**

Firmware Error.

**Response:**

The FRU callouts are calculated at the time of the failure. See the error log for the actual replacement strategy.

---

**BC123332****Explanation:**

Firmware Error.

**Response:**

The FRU callouts are calculated at the time of the failure. See the error log for the actual replacement strategy.

---

**BC123333****Explanation:**

Firmware Error.

**Response:**

The FRU callouts are calculated at the time of the failure. See the error log for the actual replacement strategy.

---

**BC123334****Explanation:**

During processor/memory subsystem initialization, an error was encountered: platGetMBvdpdMemoryDataVersion could not find the expected 1 mba from the passed dimm target.

**Response:**

The FRU callouts are calculated at the time of the failure. See the error log for the actual replacement strategy.

---

**BC123335****Explanation:**

During processor/memory subsystem initialization, an error was encountered: platGetMBvdpdMemoryDataVersion could not find an mba parent target from the passed in dimm target.

**Response:**

The FRU callouts are calculated at the time of the failure. See the error log for the actual replacement strategy.

---

**BC123336****Explanation:**

During processor/memory subsystem initialization, an error was encountered: platGetMBvdpdMemoryDataVersion could not find any child mba's from the passed in target of type TYPE\_MEMBUF.

**Response:**

The FRU callouts are calculated at the time of the failure. See the error log for the actual replacement strategy.

---

**BC123337****Explanation:**

During processor/memory subsystem initialization, an error was encountered: platGetMBvdpdMemoryDataVersion requires a target of type TYPE\_MBA or TYPE\_MEMBUF.

**Response:**

The FRU callouts are calculated at the time of the failure. See the error log for the actual replacement strategy.

---

**BC123339****Explanation:**

Internal firmware error.

**Response:**

The FRU callouts are calculated at the time of the failure. See the error log for the actual replacement strategy.

---

**BC12333A****Explanation:**

Internal firmware error.

**Response:**

The FRU callouts are calculated at the time of the failure. See the error log for the actual replacement strategy.

---

**BC12333B****Explanation:**

Internal firmware error.

**Response:**

The FRU callouts are calculated at the time of the failure. See the error log for the actual replacement strategy.

---

**BC12333C****Explanation:**

Internal firmware error.

**Response:**

The FRU callouts are calculated at the time of the failure. See the error log for the actual replacement strategy.

---

**BC12333D****Explanation:**

Internal firmware error.

**Response:**

The FRU callouts are calculated at the time of the failure. See the error log for the actual replacement strategy.

---

**BC12333E****Explanation:**

Internal firmware error.

**Response:**

The FRU callouts are calculated at the time of the failure. See the error log for the actual replacement strategy.

---

**BC123340****Explanation:**

Internal firmware error.

**Response:**

The FRU callouts are calculated at the time of the failure. See the error log for the actual replacement strategy.

---

**BC123343****Explanation:**

Internal firmware error.

**Response:**

The FRU callouts are calculated at the time of the failure. See the error log for the actual replacement strategy.

---

**BC123403****Explanation:**

A problem occurred while running processor boot code.

**Response:**

The FRU callouts are calculated at the time of the failure. See the error log for the actual replacement strategy.

---

**BC123404****Explanation:**

A problem occurred while running processor boot code.

**Response:**

The FRU callouts are calculated at the time of the failure. See the error log for the actual replacement strategy.

---

**BC123405****Explanation:**

A problem occurred while running processor boot code.

**Response:**

The FRU callouts are calculated at the time of the failure. See the error log for the actual replacement strategy.

---

**BC123406****Explanation:**

A problem occurred while running processor boot code.

**Response:**

The FRU callouts are calculated at the time of the failure. See the error log for the actual replacement strategy.

---

**BC123407****Explanation:**

A problem occurred while running processor boot code.

**Response:**

The FRU callouts are calculated at the time of the failure. See the error log for the actual replacement strategy.

---

**BC123408****Explanation:**

A problem occurred while running processor boot code.

**Response:**

The FRU callouts are calculated at the time of the failure. See the error log for the actual replacement strategy.

---

**BC123409****Explanation:**

A problem occurred while running processor boot code.

**Response:**

The FRU callouts are calculated at the time of the failure. See the error log for the actual replacement strategy.

---

**BC12340A**

**Explanation:**

A problem occurred while running processor boot code.

**Response:**

The FRU callouts are calculated at the time of the failure. See the error log for the actual replacement strategy.

---

**BC12340B**

**Explanation:**

A problem occurred while running processor boot code.

**Response:**

The FRU callouts are calculated at the time of the failure. See the error log for the actual replacement strategy.

---

**BC12340C**

**Explanation:**

A problem occurred while running processor boot code.

**Response:**

The FRU callouts are calculated at the time of the failure. See the error log for the actual replacement strategy.

---

**BC12340F**

**Explanation:**

Failed to load boot firmware.

**Response:**

The FRU callouts are calculated at the time of the failure. See the error log for the actual replacement strategy.

---

**BC123501**

**Explanation:**

During processor/memory subsystem initialization, an error was encountered: Invalid operation type.

**Response:**

The FRU callouts are calculated at the time of the failure. See the error log for the actual replacement strategy.

---

**BC123502**

**Explanation:**

A problem was detected during the IPL of the system: Device type not supported.

**Response:**

The FRU callouts are calculated at the time of the failure. See the error log for the actual replacement strategy.

---

**BC123503**

**Explanation:**

During processor/memory subsystem initialization, an error was encountered: NVDIMM attribute was not found.

**Response:**

The FRU callouts are calculated at the time of the failure. See the error log for the actual replacement strategy.

---

**BC123505**

**Explanation:**

During processor/memory subsystem initialization, an error was encountered: I2C master entity path doesn't exist.

**Response:**

The FRU callouts are calculated at the time of the failure. See the error log for the actual replacement strategy.

---

**BC123506**

**Explanation:**

During processor/memory subsystem initialization, an error was encountered: I2C master path target is null.

**Response:**

The FRU callouts are calculated at the time of the failure. See the error log for the actual replacement strategy.

---

**BC123507**

**Explanation:**

During processor/memory subsystem initialization, an error was encountered: Invalid address offset size.

**Response:**

The FRU callouts are calculated at the time of the failure. See the error log for the actual replacement strategy.

---

**BC123508**

**Explanation:**

A problem occurred during the IPL of the system: I2C buffer offset is too large.

**Response:**

The FRU callouts are calculated at the time of the failure. See the error log for the actual replacement strategy.

---

**BC123509**

**Explanation:**



During processor/memory subsystem initialization, an error was encountered: I2C write page size is zero.

**Response:**

The FRU callouts are calculated at the time of the failure. See the error log for the actual replacement strategy.

---

**BC12350A**

**Explanation:**

During processor/memory subsystem initialization, an error was encountered: NVDIMM register offset out of bound.

**Response:**

The FRU callouts are calculated at the time of the failure. See the error log for the actual replacement strategy.

---

**BC12350D**

**Explanation:**

NVDIMM timed out.

**Response:**

The FRU callouts are calculated at the time of the failure. See the error log for the actual replacement strategy.

---

**BC12350E**

**Explanation:**

NVDIMM timed out.

**Response:**

The FRU callouts are calculated at the time of the failure. See the error log for the actual replacement strategy.

---

**BC12350F**

**Explanation:**

NVDIMM timed out.

**Response:**

The FRU callouts are calculated at the time of the failure. See the error log for the actual replacement strategy.

---

**BC123512**

**Explanation:**

NVDIMM encountered error setting the energy source policy.

**Response:**

The FRU callouts are calculated at the time of the failure. See the error log for the actual replacement strategy.

---

**BC123516**

**Explanation:**

Encountered error performing internal operation on NVDIMM.

**Response:**

The FRU callouts are calculated at the time of the failure. See the error log for the actual replacement strategy.

---

**BC123517**

**Explanation:**

NVDIMM timed out.

**Response:**

The FRU callouts are calculated at the time of the failure. See the error log for the actual replacement strategy.

---

**BC123518**

**Explanation:**

NVDIMM encountered error arming save trigger.

**Response:**

The FRU callouts are calculated at the time of the failure. See the error log for the actual replacement strategy.

---

**BC123519**

**Explanation:**

NVDIMM error erasing data image.

**Response:**

The FRU callouts are calculated at the time of the failure. See the error log for the actual replacement strategy.

---

**BC12351A**

**Explanation:**

NVDIMM failed to restore data.

**Response:**

The FRU callouts are calculated at the time of the failure. See the error log for the actual replacement strategy.

---

**BC12351B**

**Explanation:**

NVDIMM not ready.

**Response:**

The FRU callouts are calculated at the time of the failure. See the error log for the actual replacement strategy.

---

**BC12351C**

**Explanation:**

Internal firmware error.

**Response:**

The FRU callouts are calculated at the time of the failure. See the error log for the actual replacement strategy.

---

**BC12351D**

**Explanation:**

NVDIMM not updated.

**Response:**

The FRU callouts are calculated at the time of the failure. See the error log for the actual replacement strategy.

---

**BC12351E**

**Explanation:**

NVDIMM not updated.

**Response:**

The FRU callouts are calculated at the time of the failure. See the error log for the actual replacement strategy.

---

**BC12351F**

**Explanation:**

NVDIMM not updated.

**Response:**

The FRU callouts are calculated at the time of the failure. See the error log for the actual replacement strategy.

---

**BC123520**

**Explanation:**

NVDIMM not updated.

**Response:**

The FRU callouts are calculated at the time of the failure. See the error log for the actual replacement strategy.

---

**BC123521**

**Explanation:**

NVDIMM not updated.

**Response:**

The FRU callouts are calculated at the time of the failure. See the error log for the actual replacement strategy.

---

**BC123522**

**Explanation:**

NVDIMM not updated.

**Response:**

The FRU callouts are calculated at the time of the failure. See the error log for the actual replacement strategy.

---

**BC123523**

**Explanation:**

NVDIMM not updated.

**Response:**

The FRU callouts are calculated at the time of the failure. See the error log for the actual replacement strategy.

---

**BC123524**

**Explanation:**

NVDIMM not updated.

**Response:**

The FRU callouts are calculated at the time of the failure. See the error log for the actual replacement strategy.

---

**BC123525**

**Explanation:**

NVDIMM not updated.

**Response:**

The FRU callouts are calculated at the time of the failure. See the error log for the actual replacement strategy.

---

**BC123526**

**Explanation:**

NVDIMM not updated.

**Response:**

The FRU callouts are calculated at the time of the failure. See the error log for the actual replacement strategy.

---

**BC123527**

**Explanation:**

NVDIMM not updated.

**Response:**

The FRU callouts are calculated at the time of the failure. See the error log for the actual replacement strategy.

---

**BC12352A**

**Explanation:**

NVDIMM error generating encryption keys.

**Response:**

The FRU callouts are calculated at the time of the failure. See the error log for the actual replacement strategy.

---

**BC12352B**

**Explanation:**

NVDIMM error erasing data image.

**Response:**

The FRU callouts are calculated at the time of the failure. See the error log for the actual replacement strategy.

---

**BC12352C**

**Explanation:**

NVDIMM error during Catastrophic Save.

**Response:**

The FRU callouts are calculated at the time of the failure. See the error log for the actual replacement strategy.

---

---

**BC12352D****Explanation:**

NVDIMM failed module health status check.

**Response:**

The FRU callouts are calculated at the time of the failure. See the error log for the actual replacement strategy.

---

**BC12352E****Explanation:**

NVDIMM failed module health status check.

**Response:**

The FRU callouts are calculated at the time of the failure. See the error log for the actual replacement strategy.

---

**BC12352F****Explanation:**

NVDIMM failed module health status check.

**Response:**

The FRU callouts are calculated at the time of the failure. See the error log for the actual replacement strategy.

---

**BC123538****Explanation:**

NVDIMM failed module health status check.

**Response:**

The FRU callouts are calculated at the time of the failure. See the error log for the actual replacement strategy.

---

**BC12353E****Explanation:**

NVDIMM failed to enable event notificaitons.

**Response:**

The FRU callouts are calculated at the time of the failure. See the error log for the actual replacement strategy.

---

**BC12353F****Explanation:**

NVDIMM register error.

**Response:**

The FRU callouts are calculated at the time of the failure. See the error log for the actual replacement strategy.

---

**BC123540****Explanation:**

NVDIMM encryption error.

**Response:**

The FRU callouts are calculated at the time of the failure. See the error log for the actual replacement strategy.

---

**BC123541****Explanation:**

NVDIMM register error.

**Response:**

The FRU callouts are calculated at the time of the failure. See the error log for the actual replacement strategy.

---

**BC123542****Explanation:**

NVDIMM register error.

**Response:**

The FRU callouts are calculated at the time of the failure. See the error log for the actual replacement strategy.

---

**BC123543****Explanation:**

NVDIMM encryption error.

**Response:**

The FRU callouts are calculated at the time of the failure. See the error log for the actual replacement strategy.

---

**BC123544****Explanation:**

NVDIMM encryption error.

**Response:**

The FRU callouts are calculated at the time of the failure. See the error log for the actual replacement strategy.

---

**BC123545****Explanation:**

NVDIMM encryption error.

**Response:**

The FRU callouts are calculated at the time of the failure. See the error log for the actual replacement strategy.

---

**BC123546****Explanation:**

NVDIMM encryption error.

**Response:**

The FRU callouts are calculated at the time of the failure. See the error log for the actual replacement strategy.

---

**BC123548****Explanation:**

NVDIMM encryption error.

**Response:**

The FRU callouts are calculated at the time of the failure. See the error log for the actual replacement strategy.

---

**BC123549****Explanation:**

NVDIMM ES health check failed.

**Response:**

The FRU callouts are calculated at the time of the failure. See the error log for the actual replacement strategy.

---

**BC12354A****Explanation:**

NVDIMM ES health check failed.

**Response:**

The FRU callouts are calculated at the time of the failure. See the error log for the actual replacement strategy.

---

**BC12354B****Explanation:**

NVDIMM ES health check failed.

**Response:**

The FRU callouts are calculated at the time of the failure. See the error log for the actual replacement strategy.

---

**BC12354C****Explanation:**

NVDIMM ES health check failed.

**Response:**

The FRU callouts are calculated at the time of the failure. See the error log for the actual replacement strategy.

---

**BC12354D****Explanation:**

NVDIMM NVM health check failed.

**Response:**

The FRU callouts are calculated at the time of the failure. See the error log for the actual replacement strategy.

---

**BC12354E****Explanation:**

NVDIMM logging error.

**Response:**

The FRU callouts are calculated at the time of the failure. See the error log for the actual replacement strategy.

---

**BC12354F****Explanation:**

NVDIMM logging error.

**Response:**

The FRU callouts are calculated at the time of the failure. See the error log for the actual replacement strategy.

---

**BC123550****Explanation:**

NVDIMM incorrect firmware slot.

**Response:**

The FRU callouts are calculated at the time of the failure. See the error log for the actual replacement strategy.

---

**BC123551****Explanation:**

NVDIMM error during nvdimm erase.

**Response:**

The FRU callouts are calculated at the time of the failure. See the error log for the actual replacement strategy.

---

**BC123552****Explanation:**

NVDIMM failed the arm precheck and is unable to arm.

**Response:**

The FRU callouts are calculated at the time of the failure. See the error log for the actual replacement strategy.

---

**BC123553****Explanation:**

NVDIMM failed to ARM.

**Response:**

The FRU callouts are calculated at the time of the failure. See the error log for the actual replacement strategy.

---

**BC123554****Explanation:**

NVDIMM requires an arm retry.

**Response:**

The FRU callouts are calculated at the time of the failure. See the error log for the actual replacement strategy.

---

**BC123555****Explanation:**

NVDIMM not updated.

**Response:**

The FRU callouts are calculated at the time of the failure. See the error log for the actual replacement strategy.

---

**BC123556**

**Explanation:**

NVDIMM not running latest firmware level.

**Response:**

The FRU callouts are calculated at the time of the failure. See the error log for the actual replacement strategy.

---

**BC123557****Explanation:**

NVDIMM erase error.

**Response:**

The FRU callouts are calculated at the time of the failure. See the error log for the actual replacement strategy.

---

**BC123558****Explanation:**

NVDIMM erase error.

**Response:**

The FRU callouts are calculated at the time of the failure. See the error log for the actual replacement strategy.

---

**BC123601****Explanation:**

A problem occurred during the IPL of the system: Invalid data length for a SCOM operation.

**Response:**

The FRU callouts are calculated at the time of the failure. See the error log for the actual replacement strategy.

---

**BC123602****Explanation:**

A problem occurred during the IPL of the system: Invalid target type for a SCOM operation.

**Response:**

The FRU callouts are calculated at the time of the failure. See the error log for the actual replacement strategy.

---

**BC123603****Explanation:**

A problem occurred during the IPL of the system: Invalid operation type for a SCOM operation.

**Response:**

The FRU callouts are calculated at the time of the failure. See the error log for the actual replacement strategy.

---

**BC123604****Explanation:**

A problem occurred during the IPL of the system: Invalid address for a SCOM operation.

**Response:**

The FRU callouts are calculated at the time of the failure. See the error log for the actual replacement strategy.

---

**BC123701****Explanation:**

Unexpected memory subsystem firmware error.

**Response:**

The FRU callouts are calculated at the time of the failure. See the error log for the actual replacement strategy.

---

**BC123702****Explanation:**

Unexpected memory subsystem firmware error.

**Response:**

The FRU callouts are calculated at the time of the failure. See the error log for the actual replacement strategy.

---

**BC123703****Explanation:**

Unexpected memory subsystem firmware error.

**Response:**

The FRU callouts are calculated at the time of the failure. See the error log for the actual replacement strategy.

---

**BC123704****Explanation:**

Unexpected memory subsystem firmware error.

**Response:**

The FRU callouts are calculated at the time of the failure. See the error log for the actual replacement strategy.

---

**BC123705****Explanation:**

Unexpected memory subsystem firmware error.

**Response:**

The FRU callouts are calculated at the time of the failure. See the error log for the actual replacement strategy.

---

**BC123706****Explanation:**

Unexpected memory subsystem firmware error.

**Response:**

The FRU callouts are calculated at the time of the failure. See the error log for the actual replacement strategy.

---

**BC123708****Explanation:**

Unexpected memory subsystem firmware error.

**Response:**

The FRU callouts are calculated at the time of the failure. See the error log for the actual replacement strategy.

---

**BC123709**

**Explanation:**

Unexpected memory subsystem firmware error.

**Response:**

The FRU callouts are calculated at the time of the failure. See the error log for the actual replacement strategy.

---

**BC12370A**

**Explanation:**

Unexpected memory subsystem firmware error.

**Response:**

The FRU callouts are calculated at the time of the failure. See the error log for the actual replacement strategy.

---

**BC123901**

**Explanation:**

Error occurred during system boot.

**Response:**

The FRU callouts are calculated at the time of the failure. See the error log for the actual replacement strategy.

---

**BC123902**

**Explanation:**

Error occurred during system boot.

**Response:**

The FRU callouts are calculated at the time of the failure. See the error log for the actual replacement strategy.

---

**BC124101**

**Explanation:**

A problem occurred during the IPL of the system: Internal Firmware Error.

**Response:**

The FRU callouts are calculated at the time of the failure. See the error log for the actual replacement strategy.

---

**BC124102**

**Explanation:**

A problem occurred during the IPL of the system: Internal Firmware Error.

**Response:**

The FRU callouts are calculated at the time of the failure. See the error log for the actual replacement strategy.

---

**BC124103**

**Explanation:**

Unexpected IPL firmware data format error.

**Response:**

The FRU callouts are calculated at the time of the failure. See the error log for the actual replacement strategy.

---

**BC124104**

**Explanation:**

Unexpected IPL firmware data format error.

**Response:**

The FRU callouts are calculated at the time of the failure. See the error log for the actual replacement strategy.

---

**BC124105**

**Explanation:**

Unexpected IPL firmware data format error.

**Response:**

The FRU callouts are calculated at the time of the failure. See the error log for the actual replacement strategy.

---

**BC124106**

**Explanation:**

Unsupported device found during firmware IPL.

**Response:**

The FRU callouts are calculated at the time of the failure. See the error log for the actual replacement strategy.

---

**BC124107**

**Explanation:**

Unexpected boot firmware data format error.

**Response:**

The FRU callouts are calculated at the time of the failure. See the error log for the actual replacement strategy.

---

**BC124108**

**Explanation:**

Unexpected IPL firmware data format error.

**Response:**

The FRU callouts are calculated at the time of the failure. See the error log for the actual replacement strategy.

---

**BC124109**

**Explanation:**

Unexpected IPL firmware data format error.

**Response:**

The FRU callouts are calculated at the time of the failure. See the error log for the actual replacement strategy.

---

**BC12410A****Explanation:**

PCIe hotplug controller flash update failure.

**Response:**

The FRU callouts are calculated at the time of the failure. See the error log for the actual replacement strategy.

---

**BC12410B****Explanation:**

PCIe hotplug controller flash update failure.

**Response:**

The FRU callouts are calculated at the time of the failure. See the error log for the actual replacement strategy.

---

**BC12410C****Explanation:**

A problem occurred during the IPL of the system: Internal Firmware Error.

**Response:**

The FRU callouts are calculated at the time of the failure. See the error log for the actual replacement strategy.

---

**BC12410D****Explanation:**

Unexpected IPL firmware data format error.

**Response:**

The FRU callouts are calculated at the time of the failure. See the error log for the actual replacement strategy.

---

**BC12430C****Explanation:**

A problem occurred during IPL of the system.

**Response:**

The FRU callouts are calculated at the time of the failure. See the error log for the actual replacement strategy.

---

**BC12430D****Explanation:**

A problem occurred during IPL of the system.

**Response:**

The FRU callouts are calculated at the time of the failure. See the error log for the actual replacement strategy.

---

**BC12430E****Explanation:**

A problem occurred during IPL of the system.

**Response:**

The FRU callouts are calculated at the time of the failure. See the error log for the actual replacement strategy.

---

**BC12430F****Explanation:**

A problem occurred during IPL of the system.

**Response:**

The FRU callouts are calculated at the time of the failure. See the error log for the actual replacement strategy.

---

**BC1243FB****Explanation:**

Informational log associated with DIMM updates.

**Response:**

The FRU callouts are calculated at the time of the failure. See the error log for the actual replacement strategy.

---

**BC1243FC****Explanation:**

Informational log associated with DIMM updates.

**Response:**

The FRU callouts are calculated at the time of the failure. See the error log for the actual replacement strategy.

---

**BC1243FD****Explanation:**

Informational log associated with DIMM updates.

**Response:**

The FRU callouts are calculated at the time of the failure. See the error log for the actual replacement strategy.

---

**BC1243FE****Explanation:**

Informational log associated with DIMM updates.

**Response:**

The FRU callouts are calculated at the time of the failure. See the error log for the actual replacement strategy.

---

**BC124601****Explanation:**

A problem occurred during the IPL of the system.

**Response:**

The FRU callouts are calculated at the time of the failure. See the error log for the actual replacement strategy.

---

**BC124705****Explanation:**

A problem occurred during the IPL of the system.

**Response:**

The FRU callouts are calculated at the time of the failure. See the error log for the actual replacement strategy.

---

**BC124708****Explanation:**

A problem occurred during the IPL of the system.

**Response:**

The FRU callouts are calculated at the time of the failure. See the error log for the actual replacement strategy.

---

**BC129001****Explanation:**

Firmware encountered an internal error while retrieving target data.

**Response:**

The FRU callouts are calculated at the time of the failure. See the error log for the actual replacement strategy.

---

**BC129002****Explanation:**

Firmware encountered an internal error while retrieving target data.

**Response:**

The FRU callouts are calculated at the time of the failure. See the error log for the actual replacement strategy.

---

**BC129003****Explanation:**

Firmware encountered an internal error while retrieving attribute data.

**Response:**

The FRU callouts are calculated at the time of the failure. See the error log for the actual replacement strategy.

---

**BC129004****Explanation:**

Firmware encountered an internal error while retrieving attribute data.

**Response:**

The FRU callouts are calculated at the time of the failure. See the error log for the actual replacement strategy.

---

**BC129005****Explanation:**

Firmware encountered an internal error.

**Response:**

The FRU callouts are calculated at the time of the failure. See the error log for the actual replacement strategy.

---

**BC129006****Explanation:**

Firmware encountered an internal error while retrieving target data.

**Response:**

The FRU callouts are calculated at the time of the failure. See the error log for the actual replacement strategy.

---

**BC12900A****Explanation:**

Firmware encountered an internal error.

**Response:**

The FRU callouts are calculated at the time of the failure. See the error log for the actual replacement strategy.

---

**BC12900B****Explanation:**

Firmware encountered an internal error.

**Response:**

The FRU callouts are calculated at the time of the failure. See the error log for the actual replacement strategy.

---

**BC12900D****Explanation:**

Firmware encountered an internal error.

**Response:**

The FRU callouts are calculated at the time of the failure. See the error log for the actual replacement strategy.

---

**BC12900E****Explanation:**

Firmware encountered an internal error.

**Response:**

The FRU callouts are calculated at the time of the failure. See the error log for the actual replacement strategy.

---

**BC12900F****Explanation:**

Firmware encountered an internal error.

**Response:**

The FRU callouts are calculated at the time of the failure. See the error log for the actual replacement strategy.

---



---

**BC129010****Explanation:**

Firmware encountered an internal error.

**Response:**

The FRU callouts are calculated at the time of the failure. See the error log for the actual replacement strategy.

---

**BC129011****Explanation:**

During processor/memory subsystem initialization, an error was encountered: Failed trying to add another entry to a mainstore area address range array.

**Response:**

The FRU callouts are calculated at the time of the failure. See the error log for the actual replacement strategy.

---

**BC129012****Explanation:**

During processor/memory subsystem initialization, an error was encountered: Attempted to add a RAM FRU for an invalid mainstore area.

**Response:**

The FRU callouts are calculated at the time of the failure. See the error log for the actual replacement strategy.

---

**BC129014****Explanation:**

Firmware encountered an internal error while retrieving target handle.

**Response:**

The FRU callouts are calculated at the time of the failure. See the error log for the actual replacement strategy.

---

**BC129015****Explanation:**

Firmware encountered an internal error.

**Response:**

The FRU callouts are calculated at the time of the failure. See the error log for the actual replacement strategy.

---

**BC129016****Explanation:**

Firmware encountered an internal error.

**Response:**

The FRU callouts are calculated at the time of the failure. See the error log for the actual replacement strategy.

---

**BC129017****Explanation:**

Firmware encountered an internal error.

**Response:**

The FRU callouts are calculated at the time of the failure. See the error log for the actual replacement strategy.

---

**BC129018****Explanation:**

Firmware encountered an internal error.

**Response:**

The FRU callouts are calculated at the time of the failure. See the error log for the actual replacement strategy.

---

**BC129019****Explanation:**

Firmware encountered an internal error.

**Response:**

The FRU callouts are calculated at the time of the failure. See the error log for the actual replacement strategy.

---

**BC12901A****Explanation:**

Firmware encountered an internal error.

**Response:**

The FRU callouts are calculated at the time of the failure. See the error log for the actual replacement strategy.

---

**BC12901B****Explanation:**

Firmware encountered an internal error.

**Response:**

The FRU callouts are calculated at the time of the failure. See the error log for the actual replacement strategy.

---

**BC12901C****Explanation:**

Firmware encountered an internal error.

**Response:**

The FRU callouts are calculated at the time of the failure. See the error log for the actual replacement strategy.

---

**BC12901E****Explanation:**

Firmware encountered an internal error while getting obus brick ID.

**Response:**

The FRU callouts are calculated at the time of the failure. See the error log for the actual replacement strategy.

---

**BC12901F****Explanation:**

Firmware encountered an internal error while getting obus frequency bucket.

**Response:**

The FRU callouts are calculated at the time of the failure. See the error log for the actual replacement strategy.

---

**BC129020****Explanation:**

Firmware encountered an internal error while finding proc model and ec.

**Response:**

The FRU callouts are calculated at the time of the failure. See the error log for the actual replacement strategy.

---

**BC129021****Explanation:**

Firmware encountered an internal error while retrieving obus pll frequency values.

**Response:**

The FRU callouts are calculated at the time of the failure. See the error log for the actual replacement strategy.

---

**BC12E504****Explanation:**

During processor/memory subsystem initialization, an error was encountered: CEC hardware failure detected.

**Response:**

The FRU callouts are calculated at the time of the failure. See the error log for the actual replacement strategy.

---

**BC12E540****Explanation:**

During processor/memory subsystem initialization, an error was encountered: CEC hardware failure detected. Cause is most likely hardware, but there are other callouts including Software or Next Level Support.

**Response:**

The FRU callouts are calculated at the time of the failure. See the error log for the actual replacement strategy.

---

**BC12E550****Explanation:**

During processor/memory subsystem initialization, an error was encountered: CEC hardware failure detected.

Cause is most likely Software, but there are also Hardware callouts.

**Response:**

The FRU callouts are calculated at the time of the failure. See the error log for the actual replacement strategy.

---

**BC12E560****Explanation:**

During processor/memory subsystem initialization, an error was encountered: CEC hardware failure detected. Cause is most likely Software.

**Response:**

The FRU callouts are calculated at the time of the failure. See the error log for the actual replacement strategy.

---

**BC12E570****Explanation:**

During processor/memory subsystem initialization, an error was encountered: An errorlog containing extra FFDC collected by the HWP.

**Response:**

The FRU callouts are calculated at the time of the failure. See the error log for the actual replacement strategy.

---

**BC12E580****Explanation:**

Chip diagnosis did not find any chip with an attention.

**Response:**

The FRU callouts are calculated at the time of the failure. See the error log for the actual replacement strategy.

---

**BC12E582****Explanation:**

During processor/memory subsystem initialization, an error was encountered: Invalid configuration in CS FIR Data handling.

**Response:**

The FRU callouts are calculated at the time of the failure. See the error log for the actual replacement strategy.

---

**BC12E583****Explanation:**

During processor/memory subsystem initialization, an error was encountered: NULL system target.

**Response:**

The FRU callouts are calculated at the time of the failure. See the error log for the actual replacement strategy.

---

**BC130102**

**Explanation:**

During processor/memory subsystem initialization, an error was encountered.

**Response:**

The FRU callouts are calculated at the time of the failure. Examine the error log for the actual replacement strategy.

---

**BC130103****Explanation:**

During processor/memory subsystem initialization, an error was encountered.

**Response:**

The FRU callouts are calculated at the time of the failure. Examine the error log for the actual replacement strategy.

---

**BC130104****Explanation:**

During processor/memory subsystem initialization, an error was encountered.

**Response:**

The FRU callouts are calculated at the time of the failure. Examine the error log for the actual replacement strategy.

---

**BC130105****Explanation:**

During processor/memory subsystem initialization, an error was encountered.

**Response:**

The FRU callouts are calculated at the time of the failure. Examine the error log for the actual replacement strategy.

---

**BC130107****Explanation:**

During processor/memory subsystem initialization, an error was encountered.

**Response:**

The FRU callouts are calculated at the time of the failure. Examine the error log for the actual replacement strategy.

---

**BC130202****Explanation:**

During processor/memory subsystem initialization, an error was encountered: A device driver operation was attempted for which no driver has been registered.

**Response:**

The FRU callouts are calculated at the time of the failure. See the error log for the actual replacement strategy.

---

**BC130203****Explanation:**

During processor/memory subsystem initialization, an error was encountered: A device driver operation on a NULL target.

**Response:**

The FRU callouts are calculated at the time of the failure. See the error log for the actual replacement strategy.

---

**BC130204****Explanation:**

During processor/memory subsystem initialization, an error was encountered: A double registration was attempted with the routing framework.

**Response:**

The FRU callouts are calculated at the time of the failure. See the error log for the actual replacement strategy.

---

**BC130301****Explanation:**

During processor/memory subsystem initialization, an error was encountered: The provided address is over 32 bits long which makes it invalid.

**Response:**

The FRU callouts are calculated at the time of the failure. See the error log for the actual replacement strategy.

---

**BC130302****Explanation:**

During processor/memory subsystem initialization, an error was encountered.

**Response:**

The FRU callouts are calculated at the time of the failure. Examine the error log for the actual replacement strategy.

---

**BC130303****Explanation:**

During processor/memory subsystem initialization, an error was encountered.

**Response:**

The FRU callouts are calculated at the time of the failure. Examine the error log for the actual replacement strategy.

---

**BC130305****Explanation:**

During processor/memory subsystem initialization, an error was encountered: Indirect SCOM Read error.

**Response:**

The FRU callouts are calculated at the time of the failure. See the error log for the actual replacement strategy.

---

---

**BC130306****Explanation:**

During processor/memory subsystem initialization, an error was encountered: Indirect SCOM complete bit did not come on.

**Response:**

The FRU callouts are calculated at the time of the failure. See the error log for the actual replacement strategy.

---

**BC130307****Explanation:**

During processor/memory subsystem initialization, an error was encountered: Indirect SCOM Write failed for this address.

**Response:**

The FRU callouts are calculated at the time of the failure. See the error log for the actual replacement strategy.

---

**BC130308****Explanation:**

During processor/memory subsystem initialization, an error was encountered: Indirect SCOM complete bit did not come on.

**Response:**

The FRU callouts are calculated at the time of the failure. See the error log for the actual replacement strategy.

---

**BC130309****Explanation:**

During processor/memory subsystem initialization, an error was encountered: Scom Translate not supported for this type.

**Response:**

The FRU callouts are calculated at the time of the failure. See the error log for the actual replacement strategy.

---

**BC13030A****Explanation:**

During processor/memory subsystem initialization, an error was encountered: Scom Translation did not modify the address.

**Response:**

The FRU callouts are calculated at the time of the failure. See the error log for the actual replacement strategy.

---

**BC13030C****Explanation:**

Firmware error during system IPL.

**Response:**

The FRU callouts are calculated at the time of the failure. See the error log for the actual replacement strategy.

---

**BC13030D****Explanation:**

Firmware error during system IPL.

**Response:**

The FRU callouts are calculated at the time of the failure. See the error log for the actual replacement strategy.

---

**BC13030E****Explanation:**

A problem occurred during the IPL of the system.

**Response:**

The FRU callouts are calculated at the time of the failure. See the error log for the actual replacement strategy.

---

**BC13030F****Explanation:**

During processor/memory subsystem initialization, an error was encountered: Bits 0:11 in user supplied data is not zero.

**Response:**

The FRU callouts are calculated at the time of the failure. See the error log for the actual replacement strategy.

---

**BC130310****Explanation:**

During processor/memory subsystem initialization, an error was encountered: No read op on form 1 indirect scom.

**Response:**

The FRU callouts are calculated at the time of the failure. See the error log for the actual replacement strategy.

---

**BC130311****Explanation:**

During processor/memory subsystem initialization, an error was encountered: Hypervisor wakeup failed.

**Response:**

The FRU callouts are calculated at the time of the failure. See the error log for the actual replacement strategy.

---

**BC130312****Explanation:**

During processor/memory subsystem initialization, an error was encountered: SCOM runtime interface not linked.

**Response:**

The FRU callouts are calculated at the time of the failure. See the error log for the actual replacement strategy.

---

**BC130313****Explanation:**

During processor/memory subsystem initialization, an error was encountered: Disabling special wakeup when not enabled.

**Response:**

The FRU callouts are calculated at the time of the failure. See the error log for the actual replacement strategy.

---

**BC130314****Explanation:**

During processor/memory subsystem initialization, an error was encountered: Scm Translate not supported for this type.

**Response:**

The FRU callouts are calculated at the time of the failure. See the error log for the actual replacement strategy.

---

**BC130315****Explanation:**

During processor/memory subsystem initialization, an error was encountered: Error from Hypervisor attempting SCOM.

**Response:**

The FRU callouts are calculated at the time of the failure. See the error log for the actual replacement strategy.

---

**BC130316****Explanation:**

During processor/memory subsystem initialization, an error was encountered: Buffer size is less than allowed or NULL data buffer.

**Response:**

The FRU callouts are calculated at the time of the failure. See the error log for the actual replacement strategy.

---

**BC130317****Explanation:**

During processor/memory subsystem initialization, an error was encountered: Scm invalid operation type.

**Response:**

The FRU callouts are calculated at the time of the failure. See the error log for the actual replacement strategy.

---

**BC130318****Explanation:**

Secure Boot failure.

**Response:**

The FRU callouts are calculated at the time of the failure. See the error log for the actual replacement strategy.

---

**BC130319****Explanation:**

Secure Boot failure.

**Response:**

The FRU callouts are calculated at the time of the failure. See the error log for the actual replacement strategy.

---

**BC13031A****Explanation:**

Secure Boot failure.

**Response:**

The FRU callouts are calculated at the time of the failure. See the error log for the actual replacement strategy.

---

**BC13031B****Explanation:**

Secure Boot failure.

**Response:**

The FRU callouts are calculated at the time of the failure. See the error log for the actual replacement strategy.

---

**BC13031C****Explanation:**

Secure Boot failure.

**Response:**

The FRU callouts are calculated at the time of the failure. See the error log for the actual replacement strategy.

---

**BC13031D****Explanation:**

During processor/memory subsystem initialization, an error was encountered: Invalid mode parm for wakeup operation.

**Response:**

The FRU callouts are calculated at the time of the failure. See the error log for the actual replacement strategy.

---

**BC13031E****Explanation:**

During processor/memory subsystem initialization, an error was encountered: Unexpectedly forcing wakeup off when the counter is non-zero, implies a bug in the code flow.

**Response:**

The FRU callouts are calculated at the time of the failure. See the error log for the actual replacement strategy.

---

**BC13031F****Explanation:**

During processor/memory subsystem initialization, an error was encountered: Unsupported multicast op.

**Response:**

The FRU callouts are calculated at the time of the failure. See the error log for the actual replacement strategy.

---

**BC130401****Explanation:**

During processor/memory subsystem initialization, an error was encountered: XSCom access error.

**Response:**

The FRU callouts are calculated at the time of the failure. See the error log for the actual replacement strategy.

---

**BC130402****Explanation:**

During processor/memory subsystem initialization, an error was encountered.

**Response:**

The FRU callouts are calculated at the time of the failure. Examine the error log for the actual replacement strategy.

---

**BC130403****Explanation:**

During processor/memory subsystem initialization, an error was encountered.

**Response:**

The FRU callouts are calculated at the time of the failure. Examine the error log for the actual replacement strategy.

---

**BC130404****Explanation:**

During processor/memory subsystem initialization, an error was encountered.

**Response:**

The FRU callouts are calculated at the time of the failure. Examine the error log for the actual replacement strategy.

---

**BC130405****Explanation:**

A problem occurred during the IPL of the system.

**Response:**

The FRU callouts are calculated at the time of the failure. See the error log for the actual replacement strategy.

---

**BC130406****Explanation:**

During processor/memory subsystem initialization, an error was encountered.

**Response:**

The FRU callouts are calculated at the time of the failure. Examine the error log for the actual replacement strategy.

---

**BC130407****Explanation:**

During processor/memory subsystem initialization, an error was encountered.

**Response:**

The FRU callouts are calculated at the time of the failure. Examine the error log for the actual replacement strategy.

---

**BC130501****Explanation:**

During processor/memory subsystem initialization, an error was encountered: Initialization Service failed to start a task.

**Response:**

The FRU callouts are calculated at the time of the failure. See the error log for the actual replacement strategy.

---

**BC130502****Explanation:**

During processor/memory subsystem initialization, an error was encountered: Initialization Service attempted to start a function within a module but the function failed to launch.

**Response:**

The FRU callouts are calculated at the time of the failure. See the error log for the actual replacement strategy.

---

**BC130503****Explanation:**

During processor/memory subsystem initialization, an error was encountered: One or more CxxTest Unit Tests failed.

**Response:**

The FRU callouts are calculated at the time of the failure. See the error log for the actual replacement strategy.

---

**BC130504****Explanation:**

During processor/memory subsystem initialization, an error was encountered: Could not FLUSH virtual memory.

**Response:**

The FRU callouts are calculated at the time of the failure. See the error log for the actual replacement strategy.

---

**BC130505**

**Explanation:**

During processor/memory subsystem initialization, an error was encountered: Initialization Service launched a task and the task returned an error.

**Response:**

The FRU callouts are calculated at the time of the failure. See the error log for the actual replacement strategy.

---

**BC130506**

**Explanation:**

During processor/memory subsystem initialization, an error was encountered: Initialization Service launched a function and the task returned an error.

**Response:**

The FRU callouts are calculated at the time of the failure. See the error log for the actual replacement strategy.

---

**BC130507**

**Explanation:**

During processor/memory subsystem initialization, an error was encountered: Initialization Service failed to load a module needed to load a function or task. UserDetails will contain the name of the function or task.

**Response:**

The FRU callouts are calculated at the time of the failure. See the error log for the actual replacement strategy.

---

**BC130508**

**Explanation:**

During processor/memory subsystem initialization, an error was encountered: Request to send Istep Complete msg to Fsp, but no outstanding message from service processor found.

**Response:**

The FRU callouts are calculated at the time of the failure. See the error log for the actual replacement strategy.

---

**BC130509**

**Explanation:**

During processor/memory subsystem initialization, an error was encountered: IStep failed and HW

deconfigured. Looped back to an earlier istep (Reconfigure loop).

**Response:**

The FRU callouts are calculated at the time of the failure. See the error log for the actual replacement strategy.

---

**BC13050A**

**Explanation:**

A hardware error occurred during the IPL. See previous logs for details.

**Response:**

The FRU callouts are calculated at the time of the failure. See the error log for the actual replacement strategy.

---

**BC13050B**

**Explanation:**

During processor/memory subsystem initialization, an error was encountered: Received shutdown request from service processor.

**Response:**

The FRU callouts are calculated at the time of the failure. See the error log for the actual replacement strategy.

---

**BC13050C**

**Explanation:**

A problem occurred during the IPL of the system.

**Response:**

The FRU callouts are calculated at the time of the failure. See the error log for the actual replacement strategy.

---

**BC13050D**

**Explanation:**

During processor/memory subsystem initialization, an error was encountered: Istep messaged received by non-master node.

**Response:**

The FRU callouts are calculated at the time of the failure. See the error log for the actual replacement strategy.

---

**BC13050F**

**Explanation:**

A reconfigure loop is being induced for testing purposes.

**Response:**

The FRU callouts are calculated at the time of the failure. See the error log for the actual replacement strategy.

---

**BC130510**

**Explanation:**

During processor/memory subsystem initialization, an error was encountered: Received shutdown request due to deconfigure outside of reconfig loop.

**Response:**

The FRU callouts are calculated at the time of the failure. See the error log for the actual replacement strategy.

---

**BC130511**

**Explanation:**

An internal firmware error occurred.

**Response:**

The FRU callouts are calculated at the time of the failure. See the error log for the actual replacement strategy.

---

**BC130512**

**Explanation:**

Node is no longer accepting istep requests.

**Response:**

The FRU callouts are calculated at the time of the failure. See the error log for the actual replacement strategy.

---

**BC130516**

**Explanation:**

Firmware error during boot.

**Response:**

The FRU callouts are calculated at the time of the failure. See the error log for the actual replacement strategy.

---

**BC130601**

**Explanation:**

A problem occurred while accessing the boot flash.

**Response:**

The FRU callouts are calculated at the time of the failure. See the error log for the actual replacement strategy.

---

**BC130602**

**Explanation:**

A problem occurred while accessing the boot flash.

**Response:**

The FRU callouts are calculated at the time of the failure. See the error log for the actual replacement strategy.

---

**BC130603**

**Explanation:**

During processor/memory subsystem initialization, an error was encountered: invalid section passed to flush.

**Response:**

The FRU callouts are calculated at the time of the failure. See the error log for the actual replacement strategy.

---

**BC130604**

**Explanation:**

A problem occurred while initializing secure PNOR.

**Response:**

The FRU callouts are calculated at the time of the failure. See the error log for the actual replacement strategy.

---

**BC130605**

**Explanation:**

Processor NOR flash: A problem occurred while accessing the boot flash.

**Response:**

The FRU callouts are calculated at the time of the failure. See the error log for the actual replacement strategy.

---

**BC130606**

**Explanation:**

A problem occurred while accessing the boot flash.

**Response:**

The FRU callouts are calculated at the time of the failure. See the error log for the actual replacement strategy.

---

**BC130607**

**Explanation:**

During processor/memory subsystem initialization, an error was encountered: Unsupported Reset Level requested.

**Response:**

The FRU callouts are calculated at the time of the failure. See the error log for the actual replacement strategy.

---

**BC130608**

**Explanation:**

LPC bus error communicating with the BMC.

**Response:**

The FRU callouts are calculated at the time of the failure. See the error log for the actual replacement strategy.

---

**BC130609**

**Explanation:**

A problem occurred while accessing the boot flash.

**Response:**

The FRU callouts are calculated at the time of the failure. See the error log for the actual replacement strategy.



---

**BC13060B****Explanation:**

Hardware error accessing flash during IPL.

**Response:**

The FRU callouts are calculated at the time of the failure. See the error log for the actual replacement strategy.

---

**BC13060C****Explanation:**

Fail verifying Flash File System (FFS) Header on Master Candidate Processor NOR flash Table of Contents

**Response:**

The FRU callouts are calculated at the time of the failure. See the error log for the actual replacement strategy.

---

**BC130610****Explanation:**

A problem occurred while accessing the boot flash.

**Response:**

The FRU callouts are calculated at the time of the failure. See the error log for the actual replacement strategy.

---

**BC130612****Explanation:**

Hardware error accessing flash during IPL.

**Response:**

The FRU callouts are calculated at the time of the failure. See the error log for the actual replacement strategy.

---

**BC130614****Explanation:**

Firmware error accessing flash during IPL.

**Response:**

The FRU callouts are calculated at the time of the failure. See the error log for the actual replacement strategy.

---

**BC130615****Explanation:**

BMC not responding while accessing the flash.

**Response:**

The FRU callouts are calculated at the time of the failure. See the error log for the actual replacement strategy.

---

**BC130616****Explanation:**

Error accessing system firmware flash.

**Response:**

The FRU callouts are calculated at the time of the failure. See the error log for the actual replacement strategy.

---

**BC130617****Explanation:**

Error accessing system firmware flash.

**Response:**

The FRU callouts are calculated at the time of the failure. See the error log for the actual replacement strategy.

---

**BC130619****Explanation:**

A problem occurred while reading Processor NOR flash partition table.

**Response:**

The FRU callouts are calculated at the time of the failure. See the error log for the actual replacement strategy.

---

**BC13061B****Explanation:**

During processor/memory subsystem initialization, an error was encountered: invalid section passed to getSectionInfo or section prohibited by secureboot.

**Response:**

The FRU callouts are calculated at the time of the failure. See the error log for the actual replacement strategy.

---

**BC13061C****Explanation:**

During processor/memory subsystem initialization, an error was encountered: UNCORRECTABLE ECC.

**Response:**

The FRU callouts are calculated at the time of the failure. See the error log for the actual replacement strategy.

---

**BC13061D****Explanation:**

During processor/memory subsystem initialization, an error was encountered: section size is zero.

**Response:**

The FRU callouts are calculated at the time of the failure. See the error log for the actual replacement strategy.

---

**BC13061E****Explanation:**

Failed to remove pages.

**Response:**

The FRU callouts are calculated at the time of the failure. See the error log for the actual replacement strategy.

---

**BC13061F****Explanation:**

Error accessing system firmware flash.

**Response:**

The FRU callouts are calculated at the time of the failure. See the error log for the actual replacement strategy.

---

**BC130620****Explanation:**

Error accessing system firmware flash.

**Response:**

The FRU callouts are calculated at the time of the failure. See the error log for the actual replacement strategy.

---

**BC130621****Explanation:**

During processor/memory subsystem initialization, an error was encountered: Non ECC protected section is passed to fixECC.

**Response:**

The FRU callouts are calculated at the time of the failure. See the error log for the actual replacement strategy.

---

**BC130622****Explanation:**

A problem occurred while reading Processor NOR flash partition table.

**Response:**

The FRU callouts are calculated at the time of the failure. See the error log for the actual replacement strategy.

---

**BC130623****Explanation:**

A problem occurred while reading Processor NOR flash partition table.

**Response:**

The FRU callouts are calculated at the time of the failure. See the error log for the actual replacement strategy.

---

**BC130627****Explanation:**

A problem occurred while accessing the boot flash.

**Response:**

The FRU callouts are calculated at the time of the failure. See the error log for the actual replacement strategy.

---

**BC130629****Explanation:**

No valid Table of Contents (TOC) found for Processor NOR flash.

**Response:**

The FRU callouts are calculated at the time of the failure. See the error log for the actual replacement strategy.

---

**BC13062A****Explanation:**

Error accessing system firmware flash.

**Response:**

The FRU callouts are calculated at the time of the failure. See the error log for the actual replacement strategy.

---

**BC13062B****Explanation:**

A problem occurred while reading Processor NOR flash partition table.

**Response:**

The FRU callouts are calculated at the time of the failure. See the error log for the actual replacement strategy.

---

**BC13062C****Explanation:**

A problem occurred while reading Processor NOR flash partition table.

**Response:**

The FRU callouts are calculated at the time of the failure. See the error log for the actual replacement strategy.

---

**BC13062D****Explanation:**

A problem occurred while reading Processor NOR flash partition table.

**Response:**

The FRU callouts are calculated at the time of the failure. See the error log for the actual replacement strategy.

---

**BC13062F****Explanation:**

Firmware level mismatch.

**Response:**

The FRU callouts are calculated at the time of the failure. See the error log for the actual replacement strategy.

---

**BC130630****Explanation:**

Secureboot key transition failure.

**Response:**

The FRU callouts are calculated at the time of the failure. See the error log for the actual replacement strategy.

---

**BC130631**

**Explanation:**

Firmware Error.

**Response:**

The FRU callouts are calculated at the time of the failure. See the error log for the actual replacement strategy.

---

**BC130632**

**Explanation:**

BMC not responding while accessing the flash.

**Response:**

The FRU callouts are calculated at the time of the failure. See the error log for the actual replacement strategy.

---

**BC130633**

**Explanation:**

BMC not responding while accessing the flash.

**Response:**

The FRU callouts are calculated at the time of the failure. See the error log for the actual replacement strategy.

---

**BC130634**

**Explanation:**

Security failure: unable to securely load requested firmware.

**Response:**

The FRU callouts are calculated at the time of the failure. See the error log for the actual replacement strategy.

---

**BC130635**

**Explanation:**

A problem occurred within the security subsystem.

**Response:**

The FRU callouts are calculated at the time of the failure. See the error log for the actual replacement strategy.

---

**BC130636**

**Explanation:**

A problem occurred within the security subsystem.

**Response:**

The FRU callouts are calculated at the time of the failure. See the error log for the actual replacement strategy.

---

---

**BC130637**

**Explanation:**

A problem occurred within the security subsystem.

**Response:**

The FRU callouts are calculated at the time of the failure. See the error log for the actual replacement strategy.

---

**BC130638**

**Explanation:**

Failure in security subsystem.

**Response:**

The FRU callouts are calculated at the time of the failure. See the error log for the actual replacement strategy.

---

**BC130639**

**Explanation:**

Platform Security Error.

**Response:**

The FRU callouts are calculated at the time of the failure. See the error log for the actual replacement strategy.

---

**BC13063A**

**Explanation:**

Failure in security subsystem.

**Response:**

The FRU callouts are calculated at the time of the failure. See the error log for the actual replacement strategy.

---

**BC13063B**

**Explanation:**

Failure in security subsystem.

**Response:**

The FRU callouts are calculated at the time of the failure. See the error log for the actual replacement strategy.

---

**BC13063C**

**Explanation:**

Failure in security subsystem.

**Response:**

The FRU callouts are calculated at the time of the failure. See the error log for the actual replacement strategy.

---

**BC13063D**

**Explanation:**

A problem occurred while reading Processor NOR flash partition table.

**Response:**

The FRU callouts are calculated at the time of the failure. See the error log for the actual replacement strategy.

---

**BC130702****Explanation:**

A problem occurred during the IPL of the system.

**Response:**

The FRU callouts are calculated at the time of the failure. See the error log for the actual replacement strategy.

---

**BC130703****Explanation:**

During processor/memory subsystem initialization, an error was encountered: Timed out waiting for data in FIFO to read.

**Response:**

The FRU callouts are calculated at the time of the failure. See the error log for the actual replacement strategy.

---

**BC130705****Explanation:**

During processor/memory subsystem initialization, an error was encountered: Timed out waiting for command complete.

**Response:**

The FRU callouts are calculated at the time of the failure. See the error log for the actual replacement strategy.

---

**BC130706****Explanation:**

A problem occurred during the IPL of the system: An error was found in the I2C status register.

**Response:**

The FRU callouts are calculated at the time of the failure. See the error log for the actual replacement strategy.

---

**BC130707****Explanation:**

During processor/memory subsystem initialization, an error was encountered: Master Sentinel chip was used as a target for an I2C operation. This is not permitted.

**Response:**

The FRU callouts are calculated at the time of the failure. See the error log for the actual replacement strategy.

---

**BC13070A****Explanation:**

A problem occurred during the IPL of the system.

**Response:**

The FRU callouts are calculated at the time of the failure. See the error log for the actual replacement strategy.

---

**BC13070B****Explanation:**

A problem occurred during the IPL of the system: A NACK error was found in the I2C Status register.

**Response:**

The FRU callouts are calculated at the time of the failure. See the error log for the actual replacement strategy.

---

**BC13070C****Explanation:**

A problem occurred during the IPL of the system: A Bus Arbitration Lost error was found in the I2C status register.

**Response:**

The FRU callouts are calculated at the time of the failure. See the error log for the actual replacement strategy.

---

**BC13070D****Explanation:**

During processor/memory subsystem initialization, an error was encountered: I2C read/write interface not linked.

**Response:**

The FRU callouts are calculated at the time of the failure. See the error log for the actual replacement strategy.

---

**BC13070E****Explanation:**

During processor/memory subsystem initialization, an error was encountered: I2C access error.

**Response:**

The FRU callouts are calculated at the time of the failure. See the error log for the actual replacement strategy.

---

**BC13070F****Explanation:**

During processor/memory subsystem initialization, an error was encountered: I2C offset length is invalid.

**Response:**

The FRU callouts are calculated at the time of the failure. See the error log for the actual replacement strategy.

---

**BC130710****Explanation:**

During processor/memory subsystem initialization, an error was encountered: There was an error retrieving the EEPROM page mutex for this i2c master engine.

**Response:**

The FRU callouts are calculated at the time of the failure. See the error log for the actual replacement strategy.

---

**BC130711**

**Explanation:**

During processor/memory subsystem initialization, an error was encountered: Invalid page requested.

**Response:**

The FRU callouts are calculated at the time of the failure. See the error log for the actual replacement strategy.

---

**BC130712**

**Explanation:**

During processor/memory subsystem initialization, an error was encountered: I2C master encountered an error while trying to unlock the eepromPage.

**Response:**

The FRU callouts are calculated at the time of the failure. See the error log for the actual replacement strategy.

---

**BC130713**

**Explanation:**

A problem occurred during the IPL of the system.

**Response:**

The FRU callouts are calculated at the time of the failure. See the error log for the actual replacement strategy.

---

**BC130714**

**Explanation:**

Unexpected boot firmware error.

**Response:**

The FRU callouts are calculated at the time of the failure. See the error log for the actual replacement strategy.

---

**BC130715**

**Explanation:**

Unexpected boot firmware error.

**Response:**

The FRU callouts are calculated at the time of the failure. See the error log for the actual replacement strategy.

---

**BC130716**

**Explanation:**

Firmware error during boot.

**Response:**

The FRU callouts are calculated at the time of the failure. See the error log for the actual replacement strategy.

---

**BC130717**

**Explanation:**

Firmware error during boot.

**Response:**

The FRU callouts are calculated at the time of the failure. See the error log for the actual replacement strategy.

---

**BC130718**

**Explanation:**

Unexpected firmware error.

**Response:**

The FRU callouts are calculated at the time of the failure. See the error log for the actual replacement strategy.

---

**BC130719**

**Explanation:**

Unexpected firmware error.

**Response:**

The FRU callouts are calculated at the time of the failure. See the error log for the actual replacement strategy.

---

**BC13071A**

**Explanation:**

Unexpected firmware error.

**Response:**

The FRU callouts are calculated at the time of the failure. See the error log for the actual replacement strategy.

---

**BC13071B**

**Explanation:**

Unexpected firmware error.

**Response:**

The FRU callouts are calculated at the time of the failure. See the error log for the actual replacement strategy.

---

**BC13071C**

**Explanation:**

Unexpected firmware error.

**Response:**

The FRU callouts are calculated at the time of the failure. See the error log for the actual replacement strategy.

---

**BC13071D**

**Explanation:**

Unexpected firmware error.

**Response:**

The FRU callouts are calculated at the time of the failure. See the error log for the actual replacement strategy.

---

**BC130801**

**Explanation:**

During processor/memory subsystem initialization, an error was encountered: Could not load/unload module.

**Response:**

The FRU callouts are calculated at the time of the failure. See the error log for the actual replacement strategy.

---

**BC130803**

**Explanation:**

During processor/memory subsystem initialization, an error was encountered: Could not allocate virtual memory.

**Response:**

The FRU callouts are calculated at the time of the failure. See the error log for the actual replacement strategy.

---

**BC130804**

**Explanation:**

During processor/memory subsystem initialization, an error was encountered: Could not set permissions on virtual memory.

**Response:**

The FRU callouts are calculated at the time of the failure. See the error log for the actual replacement strategy.

---

**BC130805**

**Explanation:**

During processor/memory subsystem initialization, an error was encountered: Module does not exist.

**Response:**

The FRU callouts are calculated at the time of the failure. See the error log for the actual replacement strategy.

---

**BC130806**

**Explanation:**

During processor/memory subsystem initialization, an error was encountered: Module is not a data module.

**Response:**

The FRU callouts are calculated at the time of the failure. See the error log for the actual replacement strategy.

---

**BC130807**

**Explanation:**

A problem was detected during the IPL of they system: Task crashed.

**Response:**

The FRU callouts are calculated at the time of the failure. See the error log for the actual replacement strategy.

---

**BC130808**

**Explanation:**

Corrupted flash image or firmware error during system boot.

**Response:**

The FRU callouts are calculated at the time of the failure. See the error log for the actual replacement strategy.

---

**BC130901**

**Explanation:**

A problem was detected during the IPL of the system: A hardware initialization procedure requested an invalid attribute.

**Response:**

The FRU callouts are calculated at the time of the failure. See the error log for the actual replacement strategy.

---

**BC130902**

**Explanation:**

During processor/memory subsystem initialization, an error was encountered: Request for EC features on an attribute without EC features.

**Response:**

The FRU callouts are calculated at the time of the failure. See the error log for the actual replacement strategy.

---

**BC130907**

**Explanation:**

Internal firmware error.

**Response:**

The FRU callouts are calculated at the time of the failure. See the error log for the actual replacement strategy.

---

**BC130908**

**Explanation:**

Firmware Error.

**Response:**

The FRU callouts are calculated at the time of the failure. See the error log for the actual replacement strategy.

---

**BC130909**

**Explanation:**

Firmware Error.

**Response:**

The FRU callouts are calculated at the time of the failure. See the error log for the actual replacement strategy.

---

**BC13090A****Explanation:**

Firmware Error.

**Response:**

The FRU callouts are calculated at the time of the failure. See the error log for the actual replacement strategy.

---

**BC13090D****Explanation:**

Firmware error during IPL.

**Response:**

The FRU callouts are calculated at the time of the failure. See the error log for the actual replacement strategy.

---

**BC13090E****Explanation:**

Firmware error during IPL.

**Response:**

The FRU callouts are calculated at the time of the failure. See the error log for the actual replacement strategy.

---

**BC13090F****Explanation:**

Error initializing processor/memory subsystem during boot. See FRU list for repair actions.

**Response:**

The FRU callouts are calculated at the time of the failure. See the error log for the actual replacement strategy.

---

**BC130910****Explanation:**

Firmware error during IPL.

**Response:**

The FRU callouts are calculated at the time of the failure. See the error log for the actual replacement strategy.

---

**BC130911****Explanation:**

Firmware error during IPL.

**Response:**

The FRU callouts are calculated at the time of the failure. See the error log for the actual replacement strategy.

---

**BC130912****Explanation:**

A problem occurred during the IPL of the system.

**Response:**

The FRU callouts are calculated at the time of the failure. Examine the error log for the actual replacement strategy.

---

**BC130913****Explanation:**

During processor/memory subsystem initialization, an error was encountered.

**Response:**

The FRU callouts are calculated at the time of the failure. Examine the error log for the actual replacement strategy.

---

**BC130914****Explanation:**

During processor/memory subsystem initialization, an error was encountered.

**Response:**

The FRU callouts are calculated at the time of the failure. Examine the error log for the actual replacement strategy.

---

**BC130915****Explanation:**

During processor/memory subsystem initialization, an error was encountered.

**Response:**

The FRU callouts are calculated at the time of the failure. Examine the error log for the actual replacement strategy.

---

**BC130916****Explanation:**

During processor/memory subsystem initialization, an error was encountered.

**Response:**

The FRU callouts are calculated at the time of the failure. Examine the error log for the actual replacement strategy.

---

**BC130917****Explanation:**

During processor/memory subsystem initialization, an error was encountered.

**Response:**

The FRU callouts are calculated at the time of the failure. Examine the error log for the actual replacement strategy.

---

**BC13091B****Explanation:**

A problem occurred during the IPL of the system.

**Response:**

The FRU callouts are calculated at the time of the failure. Examine the error log for the actual replacement strategy.

---

**BC13091C****Explanation:**

During processor/memory subsystem initialization, an error was encountered.

**Response:**

The FRU callouts are calculated at the time of the failure. Examine the error log for the actual replacement strategy.

---

**BC13091D****Explanation:**

A problem occurred during the IPL of the system.

**Response:**

The FRU callouts are calculated at the time of the failure. Examine the error log for the actual replacement strategy.

---

**BC13091E****Explanation:**

During processor/memory subsystem initialization, an error was encountered.

**Response:**

The FRU callouts are calculated at the time of the failure. Examine the error log for the actual replacement strategy.

---

**BC13091F****Explanation:**

During processor/memory subsystem initialization, an error was encountered.

**Response:**

The FRU callouts are calculated at the time of the failure. Examine the error log for the actual replacement strategy.

---

**BC130920****Explanation:**

A problem occurred during the IPL of the system.

**Response:**

The FRU callouts are calculated at the time of the failure. Examine the error log for the actual replacement strategy.

---

**BC130921****Explanation:**

A problem occurred during the IPL of the system.

**Response:**

The FRU callouts are calculated at the time of the failure. Examine the error log for the actual replacement strategy.

---

**BC130922****Explanation:**

A problem occurred during the IPL of the system.

**Response:**

The FRU callouts are calculated at the time of the failure. Examine the error log for the actual replacement strategy.

---

**BC130923****Explanation:**

A problem occurred during the IPL of the system.

**Response:**

The FRU callouts are calculated at the time of the failure. Examine the error log for the actual replacement strategy.

---

**BC130924****Explanation:**

Error unmapping memory section.

**Response:**

The FRU callouts are calculated at the time of the failure. See the error log for the actual replacement strategy.

---

**BC130925****Explanation:**

During processor/memory subsystem initialization, an error was encountered: The hwsv returned a message where the extra data was null. This should not happen so need to tell HostBoot to stop the ipl.

**Response:**

The FRU callouts are calculated at the time of the failure. See the error log for the actual replacement strategy.

---

**BC130926****Explanation:**

During processor/memory subsystem initialization, an error was encountered: The hwsv found an error while processing the message so it sent an error message back to indicate to HostBoot to stop the IPL. Userdata1 will have the error PLID from hwsv's errorlog.

**Response:**

The FRU callouts are calculated at the time of the failure. See the error log for the actual replacement strategy.

---

**BC130927****Explanation:**

During processor/memory subsystem initialization, an error was encountered: The hwsv returned a message where there was an error when the powr function was



called. userdata1 contains the errorlog plid from hwsv generated by the powr function.

**Response:**

The FRU callouts are calculated at the time of the failure. See the error log for the actual replacement strategy.

---

**BC130928**

**Explanation:**

During processor/memory subsystem initialization, an error was encountered: HB got an incorrect type message. HB did not provide the correct message type in the istep. Userdata1 shows the message type passed in.

**Response:**

The FRU callouts are calculated at the time of the failure. See the error log for the actual replacement strategy.

---

**BC130929**

**Explanation:**

A problem occurred during the IPL of the system.

**Response:**

The FRU callouts are calculated at the time of the failure. Examine the error log for the actual replacement strategy.

---

**BC13092A**

**Explanation:**

During processor/memory subsystem initialization, an error was encountered: messages from other nodes have not returned in time.

**Response:**

The FRU callouts are calculated at the time of the failure. See the error log for the actual replacement strategy.

---

**BC13092B**

**Explanation:**

During processor/memory subsystem initialization, an error was encountered: host coalesce host timer thread failed.

**Response:**

The FRU callouts are calculated at the time of the failure. See the error log for the actual replacement strategy.

---

**BC13092C**

**Explanation:**

During processor/memory subsystem initialization, an error was encountered.

**Response:**

The FRU callouts are calculated at the time of the failure. Examine the error log for the actual replacement strategy.

---

**BC13092D**

**Explanation:**

During processor/memory subsystem initialization, an error was encountered.

**Response:**

The FRU callouts are calculated at the time of the failure. Examine the error log for the actual replacement strategy.

---

**BC13092E**

**Explanation:**

During processor/memory subsystem initialization, an error was encountered: Request given to load payload into mirrored memory, but no mirrored memory exists at that location.

**Response:**

The FRU callouts are calculated at the time of the failure. See the error log for the actual replacement strategy.

---

**BC130930**

**Explanation:**

Read/write requested while in DISABLE\_DRAM\_REPAIRS mode found extra bad bits set for DIMM.

**Response:**

The FRU callouts are calculated at the time of the failure. See the error log for the actual replacement strategy.

---

**BC130931**

**Explanation:**

A problem occurred during the IPL of the system.

**Response:**

The FRU callouts are calculated at the time of the failure. See the error log for the actual replacement strategy.

---

**BC130932**

**Explanation:**

A problem occurred during the IPL of the system.

**Response:**

The FRU callouts are calculated at the time of the failure. See the error log for the actual replacement strategy.

---

**BC130933**

**Explanation:**

During processor/memory subsystem initialization, an error was encountered: Failed due to wrong DIMM type.

**Response:**

The FRU callouts are calculated at the time of the failure. See the error log for the actual replacement strategy.

---

**BC130934****Explanation:**

During processor/memory subsystem initialization, an error was encountered: Either nominal, max turbo or min power save frequency for the processor HUID (userdata1) is zero.

**Response:**

The FRU callouts are calculated at the time of the failure. See the error log for the actual replacement strategy.

---

**BC130935****Explanation:**

During processor/memory subsystem initialization, an error was encountered: Input buffer size is smaller than expected length.

**Response:**

The FRU callouts are calculated at the time of the failure. See the error log for the actual replacement strategy.

---

**BC130936****Explanation:**

During processor/memory subsystem initialization, an error was encountered: Nominal frequency(userdata1) does not match nominal frequency(userdata2) on other cores. Should be the same for all chips.

**Response:**

The FRU callouts are calculated at the time of the failure. See the error log for the actual replacement strategy.

---

**BC130937****Explanation:**

During processor/memory subsystem initialization, an error was encountered: Invalid bucket id found for the voltage data.

**Response:**

The FRU callouts are calculated at the time of the failure. See the error log for the actual replacement strategy.

---

**BC130938****Explanation:**

During processor/memory subsystem initialization, an error was encountered: Bucket id from PR keyword does not match bucket id in the voltage data.

**Response:**

The FRU callouts are calculated at the time of the failure. See the error log for the actual replacement strategy.

---

**BC130939****Explanation:**

During processor/memory subsystem initialization, an error was encountered: Unsupported #V keyword data version found.

**Response:**

The FRU callouts are calculated at the time of the failure. See the error log for the actual replacement strategy.

---

**BC13093B****Explanation:**

During processor/memory subsystem initialization, an error was encountered: When Workload Optimized Frequency (WOF) is enabled, ultra turbo freq should not be 0.

**Response:**

The FRU callouts are calculated at the time of the failure. See the error log for the actual replacement strategy.

---

**BC13093C****Explanation:**

During processor/memory subsystem initialization, an error was encountered: When Workload Optimized Frequency (WOF) is enabled, the WOF Freq Uplift index should be 1,2,3, or 4.

**Response:**

The FRU callouts are calculated at the time of the failure. See the error log for the actual replacement strategy.

---

**BC13093D****Explanation:**

A problem occurred during the IPL of the system.

**Response:**

The FRU callouts are calculated at the time of the failure. See the error log for the actual replacement strategy.

---

**BC13093E****Explanation:**

Error uncompressing payload image from boot flash.

**Response:**

The FRU callouts are calculated at the time of the failure. See the error log for the actual replacement strategy.

---

**BC130A01****Explanation:**

An internal function called the FSI device driver with an improper data length.

**Response:**

The FRU callouts are calculated at the time of the failure. See the error log for the actual replacement strategy.

---

**BC130A03****Explanation:**

A problem occurred during the IPL of the system.

**Response:**

The FRU callouts are calculated at the time of the failure. See the error log for the actual replacement strategy.

---

**BC130A04****Explanation:**

A problem occurred during the IPL of the system.

**Response:**

The FRU callouts are calculated at the time of the failure. See the error log for the actual replacement strategy.

---

**BC130A06****Explanation:**

A problem occurred during the IPL of the system.

**Response:**

The FRU callouts are calculated at the time of the failure. See the error log for the actual replacement strategy.

---

**BC130A08****Explanation:**

A problem occurred during the IPL of the system.

**Response:**

The FRU callouts are calculated at the time of the failure. See the error log for the actual replacement strategy.

---

**BC130A09****Explanation:**

A problem occurred during the IPL of the system.

**Response:**

The FRU callouts are calculated at the time of the failure. See the error log for the actual replacement strategy.

---

**BC130A0A****Explanation:**

A problem occurred during the IPL of the system.

**Response:**

The FRU callouts are calculated at the time of the failure. See the error log for the actual replacement strategy.

---

**BC130A0B****Explanation:**

A problem occurred during the IPL of the system.

**Response:**

The FRU callouts are calculated at the time of the failure. See the error log for the actual replacement strategy.

---

**BC130A0C****Explanation:**

A problem occurred during the IPL of the system.

**Response:**

The FRU callouts are calculated at the time of the failure. See the error log for the actual replacement strategy.

---

**BC130A0D****Explanation:**

A problem occurred during the IPL of the system.

**Response:**

The FRU callouts are calculated at the time of the failure. See the error log for the actual replacement strategy.

---

**BC130A0E****Explanation:**

A problem occurred during the IPL of the system.

**Response:**

The FRU callouts are calculated at the time of the failure. See the error log for the actual replacement strategy.

---

**BC130A0F****Explanation:**

FSI and MVPD do not agree.

**Response:**

The FRU callouts are calculated at the time of the failure. See the error log for the actual replacement strategy.

---

**BC130A10****Explanation:**

FSI and CVPD do not agree.

**Response:**

The FRU callouts are calculated at the time of the failure. See the error log for the actual replacement strategy.

---

**BC130A11****Explanation:**

A problem occurred during the IPL of the system.

**Response:**

The FRU callouts are calculated at the time of the failure. See the error log for the actual replacement strategy.

---

**BC130A12****Explanation:**

A problem occurred during the IPL of the system.

**Response:**

The FRU callouts are calculated at the time of the failure. See the error log for the actual replacement strategy.

---

**BC130B01**

**Explanation:**

During processor/memory subsystem initialization, an error was encountered.

**Response:**

The FRU callouts are calculated at the time of the failure. Examine the error log for the actual replacement strategy.

---

**BC130B02**

**Explanation:**

A problem occurred during the IPL of the system. The eyecatch value observed in memory does not match the expected value and therefore the contents of the attribute sections are unable to be parsed.

**Response:**

The FRU callouts are calculated at the time of the failure. See the error log for the actual replacement strategy.

---

**BC130B03**

**Explanation:**

Kernel failed to block memory.

**Response:**

The FRU callouts are calculated at the time of the failure. See the error log for the actual replacement strategy.

---

**BC130B04**

**Explanation:**

Kernel failed to set permissions on virtual memory block.

**Response:**

The FRU callouts are calculated at the time of the failure. See the error log for the actual replacement strategy.

---

**BC130B05**

**Explanation:**

Unexpected boot firmware error occurred.

**Response:**

The FRU callouts are calculated at the time of the failure. See the error log for the actual replacement strategy.

---

**BC130B06**

**Explanation:**

FW error, unexpected Attribute section type.

**Response:**

The FRU callouts are calculated at the time of the failure. See the error log for the actual replacement strategy.

---

**BC130B07**

**Explanation:**

A problem occurred during the IPL of the system: Attributes were not fully synchronized between the host firmware and service processor.

**Response:**

The FRU callouts are calculated at the time of the failure. See the error log for the actual replacement strategy.

---

**BC130B08**

**Explanation:**

During processor/memory subsystem initialization, an error was encountered: The attribute synchronization code on the service processor side was unable to fulfill the sync to HostBoot request.

**Response:**

The FRU callouts are calculated at the time of the failure. See the error log for the actual replacement strategy.

---

**BC130B09**

**Explanation:**

During processor/memory subsystem initialization, an error was encountered: The attribute synchronization from the service processor failed.

**Response:**

The FRU callouts are calculated at the time of the failure. See the error log for the actual replacement strategy.

---

**BC130B0A**

**Explanation:**

During processor/memory subsystem initialization, an error was encountered.

**Response:**

The FRU callouts are calculated at the time of the failure. Examine the error log for the actual replacement strategy.

---

**BC130B0B**

**Explanation:**

During processor/memory subsystem initialization, an error was encountered.

**Response:**

The FRU callouts are calculated at the time of the failure. Examine the error log for the actual replacement strategy.

---

**BC130B0C**

**Explanation:**

During processor/memory subsystem initialization, an error was encountered: Targeting target's type not supported by runtime code.

**Response:**

The FRU callouts are calculated at the time of the failure. See the error log for the actual replacement strategy.

---

**BC130B0D****Explanation:**

Invalid configuration data in firmware Processor NOR flash.

**Response:**

The FRU callouts are calculated at the time of the failure. See the error log for the actual replacement strategy.

---

**BC130B0E****Explanation:**

Invalid configuration data in firmware Processor NOR flash.

**Response:**

The FRU callouts are calculated at the time of the failure. See the error log for the actual replacement strategy.

---

**BC130B0F****Explanation:**

During processor/memory subsystem initialization, an error was encountered: Failure applying given attribute override on given target.

**Response:**

The FRU callouts are calculated at the time of the failure. See the error log for the actual replacement strategy.

---

**BC130B10****Explanation:**

During processor/memory subsystem initialization, an error was encountered: Given target does not have given attribute to apply override.

**Response:**

The FRU callouts are calculated at the time of the failure. See the error log for the actual replacement strategy.

---

**BC130B11****Explanation:**

Invalid configuration data in firmware Processor NOR flash.

**Response:**

The FRU callouts are calculated at the time of the failure. See the error log for the actual replacement strategy.

---

**BC130B12****Explanation:**

Invalid configuration data in firmware Processor NOR flash.

**Response:**

The FRU callouts are calculated at the time of the failure. See the error log for the actual replacement strategy.

---

**BC130B13****Explanation:**

Kernel failed to block map memory.

**Response:**

The FRU callouts are calculated at the time of the failure. See the error log for the actual replacement strategy.

---

**BC130B15****Explanation:**

Kernel failed to unblock mapped memory.

**Response:**

The FRU callouts are calculated at the time of the failure. See the error log for the actual replacement strategy.

---

**BC130B16****Explanation:**

Unexpected internal firmware error.

**Response:**

The FRU callouts are calculated at the time of the failure. See the error log for the actual replacement strategy.

---

**BC130B17****Explanation:**

Unexpected internal firmware error.

**Response:**

The FRU callouts are calculated at the time of the failure. See the error log for the actual replacement strategy.

---

**BC130B18****Explanation:**

Internal firmware error preparing for concurrent code update.

**Response:**

The FRU callouts are calculated at the time of the failure. See the error log for the actual replacement strategy.

---

**BC130B19****Explanation:**

Unsupported override configuration data.

---

**Response:**

The FRU callouts are calculated at the time of the failure. See the error log for the actual replacement strategy.

---

**BC130B1A****Explanation:**

Unexpected boot firmware failure.

**Response:**

The FRU callouts are calculated at the time of the failure. See the error log for the actual replacement strategy.

---

**BC130B1B****Explanation:**

Tolerated boot firmware error occurred.

**Response:**

The FRU callouts are calculated at the time of the failure. See the error log for the actual replacement strategy.

---

**BC130B80****Explanation:**

During processor/memory subsystem initialization, an error was encountered: The caller passed an invalid node target to find the master proc handle.

**Response:**

The FRU callouts are calculated at the time of the failure. See the error log for the actual replacement strategy.

---

**BC130B81****Explanation:**

During processor/memory subsystem initialization, an error was encountered: The caller passed an invalid node target to find the master proc handle.

**Response:**

The FRU callouts are calculated at the time of the failure. See the error log for the actual replacement strategy.

---

**BC130B82****Explanation:**

Internal firmware error applying custom configuration settings.

**Response:**

The FRU callouts are calculated at the time of the failure. See the error log for the actual replacement strategy.

---

**BC130B83****Explanation:**

Firmware error doing code update.

**Response:**

The FRU callouts are calculated at the time of the failure. See the error log for the actual replacement strategy.

---

**BC130B84****Explanation:**

Firmware error doing code update.

**Response:**

The FRU callouts are calculated at the time of the failure. See the error log for the actual replacement strategy.

---

**BC130B85****Explanation:**

Firmware error doing code update.

**Response:**

The FRU callouts are calculated at the time of the failure. See the error log for the actual replacement strategy.

---

**BC130B86****Explanation:**

Firmware error doing code update.

**Response:**

The FRU callouts are calculated at the time of the failure. See the error log for the actual replacement strategy.

---

**BC130B87****Explanation:**

Firmware error doing code update.

**Response:**

The FRU callouts are calculated at the time of the failure. See the error log for the actual replacement strategy.

---

**BC130B88****Explanation:**

Firmware error doing code update.

**Response:**

The FRU callouts are calculated at the time of the failure. See the error log for the actual replacement strategy.

---

**BC130B89****Explanation:**

Attempted to perform an invalid attribute look up.

**Response:**

The FRU callouts are calculated at the time of the failure. See the error log for the actual replacement strategy.

---

**BC130B8A****Explanation:**

A problem occurred during the IPL of the system.  
Expected resource was not indicated to be present.

**Response:**

The FRU callouts are calculated at the time of the failure. See the error log for the actual replacement strategy.

---

**BC130B8B**

**Explanation:**

During processor/memory subsystem initialization, an error was encountered: Error: Failed to translate common association address to platform address.

**Response:**

The FRU callouts are calculated at the time of the failure. See the error log for the actual replacement strategy.

---

**BC130B8C**

**Explanation:**

During processor/memory subsystem initialization, an error was encountered: Error: No free association entry to set.

**Response:**

The FRU callouts are calculated at the time of the failure. See the error log for the actual replacement strategy.

---

**BC130C01**

**Explanation:**

During processor/memory subsystem initialization, an error was encountered: Attempt to deconfigure a target that is not deconfigurable or not present.

**Response:**

The FRU callouts are calculated at the time of the failure. See the error log for the actual replacement strategy.

---

**BC130C03**

**Explanation:**

During processor/memory subsystem initialization, an error was encountered: Invalid target encountered in processing of HW callout.

**Response:**

The FRU callouts are calculated at the time of the failure. See the error log for the actual replacement strategy.

---

**BC130C04**

**Explanation:**

During processor/memory subsystem initialization, an error was encountered: Insufficient hardware to continue.

**Response:**

The FRU callouts are calculated at the time of the failure. See the error log for the actual replacement strategy.

---

**BC130C05**

**Explanation:**

A problem occurred during the IPL of the system: No functional processor cores were found on the master processor.

**Response:**

The FRU callouts are calculated at the time of the failure. See the error log for the actual replacement strategy.

---

**BC130C06**

**Explanation:**

A problem occurred during the IPL of the system: Found no functional dimm cards.

**Response:**

The FRU callouts are calculated at the time of the failure. See the error log for the actual replacement strategy.

---

**BC130C07**

**Explanation:**

A problem occurred during the IPL of the system: No functional master processor was found on this node.

**Response:**

The FRU callouts are calculated at the time of the failure. See the error log for the actual replacement strategy.

---

**BC130C08**

**Explanation:**

A problem occurred during the IPL of the system: No functional nodes were found on the system.

**Response:**

The FRU callouts are calculated at the time of the failure. See the error log for the actual replacement strategy.

---

**BC130C09**

**Explanation:**

A problem occurred during the IPL of the system: Found no functional dimm cards.

**Response:**

The FRU callouts are calculated at the time of the failure. See the error log for the actual replacement strategy.

---

**BC130C0A**

**Explanation:**

A previously discovered hardware issue is being ignored to allow the system to boot.

**Response:**

The FRU callouts are calculated at the time of the failure. See the error log for the actual replacement strategy.

---

**BC130C0B****Explanation:**

A problem occurred during the IPL of the system: A critical resource was found to be deconfigured.

**Response:**

The FRU callouts are calculated at the time of the failure. See the error log for the actual replacement strategy.

---

**BC130C0C****Explanation:**

A problem occurred during the IPL of the system: Found no functional dimm cards.

**Response:**

The FRU callouts are calculated at the time of the failure. See the error log for the actual replacement strategy.

---

**BC130C0E****Explanation:**

Insufficient hardware to continue IPL.

**Response:**

The FRU callouts are calculated at the time of the failure. See the error log for the actual replacement strategy.

---

**BC130C0F****Explanation:**

Incompatible Processor Chip Levels.

**Response:**

The FRU callouts are calculated at the time of the failure. See the error log for the actual replacement strategy.

---

**BC130C10****Explanation:**

Incompatible Processor Chip Levels.

**Response:**

The FRU callouts are calculated at the time of the failure. See the error log for the actual replacement strategy.

---

**BC130C11****Explanation:**

Host firmware encountered an internal error.

**Response:**

The FRU callouts are calculated at the time of the failure. See the error log for the actual replacement strategy.

---

**BC130C12****Explanation:**

Host firmware encountered an internal error.

**Response:**

The FRU callouts are calculated at the time of the failure. See the error log for the actual replacement strategy.

---

**BC130C13****Explanation:**

Host Firmware encountered an internal error.

**Response:**

The FRU callouts are calculated at the time of the failure. See the error log for the actual replacement strategy.

---

**BC130C14****Explanation:**

A problem occurred during the IPL of the system: Found too many obus links.

**Response:**

The FRU callouts are calculated at the time of the failure. See the error log for the actual replacement strategy.

---

**BC130C15****Explanation:**

A problem occurred during the IPL of the system: No memory found.

**Response:**

The FRU callouts are calculated at the time of the failure. See the error log for the actual replacement strategy.

---

**BC130C16****Explanation:**

A problem occurred during IPL of the system: Internal Firmware Error.

**Response:**

The FRU callouts are calculated at the time of the failure. See the error log for the actual replacement strategy.

---

**BC130C19****Explanation:**

A problem occurred during IPL of the system: Internal Firmware Error.

**Response:**

The FRU callouts are calculated at the time of the failure. See the error log for the actual replacement strategy.

---

**BC130C1A****Explanation:**

An issue occurred during IPL of the system: Internal Firmware Error.



**Response:**

The FRU callouts are calculated at the time of the failure. See the error log for the actual replacement strategy.

---

**BC130C1B****Explanation:**

Incompatible Processor Chip Levels.

**Response:**

The FRU callouts are calculated at the time of the failure. See the error log for the actual replacement strategy.

---

**BC130C1C****Explanation:**

Incompatible Processor Chip Levels.

**Response:**

The FRU callouts are calculated at the time of the failure. See the error log for the actual replacement strategy.

---

**BC130C1D****Explanation:**

Incompatible Processor Chip Levels.

**Response:**

The FRU callouts are calculated at the time of the failure. See the error log for the actual replacement strategy.

---

**BC130C81****Explanation:**

A problem occurred during the IPL of the system. Attempt to create a deconfiguration record for a target that is not deconfigurable or not present.

**Response:**

The FRU callouts are calculated at the time of the failure. See the error log for the actual replacement strategy.

---

**BC130C82****Explanation:**

A problem occurred during the IPL of the system. Attempt to create a deconfiguration record for a target, but the deconfiguration repository is full.

**Response:**

The FRU callouts are calculated at the time of the failure. See the error log for the actual replacement strategy.

---

**BC130C83****Explanation:**

Invalid chipid from hardware (all FFs).

**Response:**

The FRU callouts are calculated at the time of the failure. See the error log for the actual replacement strategy.

---

**BC130C84****Explanation:**

Invalid Lx keyword.

**Response:**

The FRU callouts are calculated at the time of the failure. See the error log for the actual replacement strategy.

---

**BC130C85****Explanation:**

Bad MCA target.

**Response:**

The FRU callouts are calculated at the time of the failure. See the error log for the actual replacement strategy.

---

**BC130C86****Explanation:**

During processor/memory subsystem initialization, an error was encountered: Post de-configuration of target failed.

**Response:**

The FRU callouts are calculated at the time of the failure. See the error log for the actual replacement strategy.

---

**BC130C87****Explanation:**

During processor/memory subsystem initialization, an error was encountered: Post de-configuration of target failed.

**Response:**

The FRU callouts are calculated at the time of the failure. See the error log for the actual replacement strategy.

---

**BC130C88****Explanation:**

Insufficient DIMM resources.

**Response:**

The FRU callouts are calculated at the time of the failure. See the error log for the actual replacement strategy.

---

**BC130D01****Explanation:**

A problem occurred during the IPL of the system: Error returned from SCOM engine after write.

**Response:**

The FRU callouts are calculated at the time of the failure. See the error log for the actual replacement strategy.

---

**BC130D02****Explanation:**

A problem occurred during the IPL of the system: Error returned from SCOM engine after read.

**Response:**

The FRU callouts are calculated at the time of the failure. See the error log for the actual replacement strategy.

---

**BC130D03****Explanation:**

During processor/memory subsystem initialization, an error was encountered: Multi-SCOM read did not return correct SCOMs.

**Response:**

The FRU callouts are calculated at the time of the failure. See the error log for the actual replacement strategy.

---

**BC130D04****Explanation:**

A problem occurred during the IPL of the system: Invalid address on a SCOM operation.

**Response:**

The FRU callouts are calculated at the time of the failure. See the error log for the actual replacement strategy.

---

**BC130D05****Explanation:**

A problem occurred during the IPL of the system: Unsupported SCOM operation type.

**Response:**

The FRU callouts are calculated at the time of the failure. See the error log for the actual replacement strategy.

---

**BC130D06****Explanation:**

During processor/memory subsystem initialization, an error was encountered: Hypervisor firmware request interface not linked.

**Response:**

The FRU callouts are calculated at the time of the failure. See the error log for the actual replacement strategy.

---

**BC130D07****Explanation:**

During processor/memory subsystem initialization, an error was encountered: Unable to allocate firmware request messages.

**Response:**

The FRU callouts are calculated at the time of the failure. See the error log for the actual replacement strategy.

---

**BC130E01****Explanation:**

During processor/memory subsystem initialization, an error was encountered: Invalid operation type.

**Response:**

The FRU callouts are calculated at the time of the failure. See the error log for the actual replacement strategy.

---

**BC130E02****Explanation:**

A problem was detected during the IPL of the system: Device type not supported.

**Response:**

The FRU callouts are calculated at the time of the failure. See the error log for the actual replacement strategy.

---

**BC130E03****Explanation:**

During processor/memory subsystem initialization, an error was encountered: EEPROM attribute was not found.

**Response:**

The FRU callouts are calculated at the time of the failure. See the error log for the actual replacement strategy.

---

**BC130E04****Explanation:**

During processor/memory subsystem initialization, an error was encountered: Invalid EEPROM chip to access.

**Response:**

The FRU callouts are calculated at the time of the failure. See the error log for the actual replacement strategy.

---

**BC130E05****Explanation:**

During processor/memory subsystem initialization, an error was encountered: I2C master entity path doesn't exist.

**Response:**

The FRU callouts are calculated at the time of the failure. See the error log for the actual replacement strategy.

---

**BC130E06****Explanation:**

During processor/memory subsystem initialization, an error was encountered: I2C master path target is null.

**Response:**

The FRU callouts are calculated at the time of the failure. See the error log for the actual replacement strategy.

---

**BC130E07****Explanation:**

During processor/memory subsystem initialization, an error was encountered: Invalid address offset size.

**Response:**

The FRU callouts are calculated at the time of the failure. See the error log for the actual replacement strategy.

---

**BC130E08****Explanation:**

A problem occurred during the IPL of the system: I2C buffer offset is too large.

**Response:**

The FRU callouts are calculated at the time of the failure. See the error log for the actual replacement strategy.

---

**BC130E09****Explanation:**

During processor/memory subsystem initialization, an error was encountered: I2C write page size is zero.

**Response:**

The FRU callouts are calculated at the time of the failure. See the error log for the actual replacement strategy.

---

**BC130E0A****Explanation:**

During processor/memory subsystem initialization, an error was encountered: cacheEeprom mm\_remove\_pages FLUSH failed.

**Response:**

The FRU callouts are calculated at the time of the failure. See the error log for the actual replacement strategy.

---

**BC130E0B****Explanation:**

During processor/memory subsystem initialization, an error was encountered: cacheEeprom mm\_remove\_pages FLUSH failed.

**Response:**

The FRU callouts are calculated at the time of the failure. See the error log for the actual replacement strategy.

---

**BC130E0C****Explanation:**

During processor/memory subsystem initialization, an error was encountered: buildEepromRecordHeader invalid mux target.

**Response:**

The FRU callouts are calculated at the time of the failure. See the error log for the actual replacement strategy.

---

**BC130E0D****Explanation:**

Soft error in Firmware.

**Response:**

The FRU callouts are calculated at the time of the failure. See the error log for the actual replacement strategy.

---

**BC130E0E****Explanation:**

Firmware detected new part and is restarting.

**Response:**

The FRU callouts are calculated at the time of the failure. See the error log for the actual replacement strategy.

---

**BC130F01****Explanation:**

During processor/memory subsystem initialization, an error was encountered: Interrupt type already registered.

**Response:**

The FRU callouts are calculated at the time of the failure. See the error log for the actual replacement strategy.

---

**BC130F02****Explanation:**

During processor/memory subsystem initialization, an error was encountered: Interrupt resource provider not initialized yet.

**Response:**

The FRU callouts are calculated at the time of the failure. See the error log for the actual replacement strategy.

---

**BC130F03****Explanation:**

During processor/memory subsystem initialization, an error was encountered: Interrupt resource provider not initialized yet.

**Response:**

The FRU callouts are calculated at the time of the failure. See the error log for the actual replacement strategy.

---

**BC130F04****Explanation:**

During processor/memory subsystem initialization, an error was encountered.

**Response:**

The FRU callouts are calculated at the time of the failure. Examine the error log for the actual replacement strategy.

---

**BC130F05****Explanation:**

During processor/memory subsystem initialization, an error was encountered.

**Response:**

The FRU callouts are calculated at the time of the failure. Examine the error log for the actual replacement strategy.

---

**BC130F07****Explanation:**

During processor/memory subsystem initialization, an error was encountered: Error mapping in memory.

**Response:**

The FRU callouts are calculated at the time of the failure. See the error log for the actual replacement strategy.

---

**BC130F08****Explanation:**

During processor/memory subsystem initialization, an error was encountered: Unexpected RC from issuing PSIH B EOI store.

**Response:**

The FRU callouts are calculated at the time of the failure. See the error log for the actual replacement strategy.

---

**BC130F09****Explanation:**

During processor/memory subsystem initialization, an error was encountered: Error unmasking interrupt source.

**Response:**

The FRU callouts are calculated at the time of the failure. See the error log for the actual replacement strategy.

---

**BC130F0C****Explanation:**

During processor/memory subsystem initialization, an error was encountered: Error encountered sending coalesce message to INTRP.

**Response:**

The FRU callouts are calculated at the time of the failure. See the error log for the actual replacement strategy.

---

**BC130F0D****Explanation:**

During processor/memory subsystem initialization, an error was encountered: Error encountered routing IPC message.

**Response:**

The FRU callouts are calculated at the time of the failure. See the error log for the actual replacement strategy.

---

**BC130F0E****Explanation:**

Error handling processor interrupts.

**Response:**

The FRU callouts are calculated at the time of the failure. See the error log for the actual replacement strategy.

---

**BC131001****Explanation:**

Service Processor Firmware couldn't detect any functional master processor required to boot the host.

**Response:**

The FRU callouts are calculated at the time of the failure. See the error log for the actual replacement strategy.

---

**BC131002****Explanation:**

During processor/memory subsystem initialization, an error was encountered: MDMT could not find a functional node.

**Response:**

The FRU callouts are calculated at the time of the failure. See the error log for the actual replacement strategy.

---

**BC131003****Explanation:**

Host failed to boot because there was a problem configuring Time Of Day on the Host processors.

**Response:**

The FRU callouts are calculated at the time of the failure. See the error log for the actual replacement strategy.

---

**BC131004**

**Explanation:**

During processor/memory subsystem initialization, an error was encountered.

**Response:**

The FRU callouts are calculated at the time of the failure. Examine the error log for the actual replacement strategy.

---

**BC131005****Explanation:**

Service Processor Firmware encountered an internal error.

**Response:**

The FRU callouts are calculated at the time of the failure. See the error log for the actual replacement strategy.

---

**BC131006****Explanation:**

During processor/memory subsystem initialization, an error was encountered: Error: Unsupported bus port was detected for the specified bus type. Possible Causes: Invalid bus configuration in targeting, or getBusPort method has not been updated to support all the possible port for a bus on a given system type. Resolution: Development team should be contacted.

**Response:**

The FRU callouts are calculated at the time of the failure. See the error log for the actual replacement strategy.

---

**BC131007****Explanation:**

Host failed to boot because there was a problem configuring Time Of Day on the Host processors.

**Response:**

The FRU callouts are calculated at the time of the failure. See the error log for the actual replacement strategy.

---

**BC131008****Explanation:**

Host failed to boot because there was a problem configuring Time Of Day on the Host processors.

**Response:**

The FRU callouts are calculated at the time of the failure. See the error log for the actual replacement strategy.

---

**BC131009****Explanation:**

Service Processor Firmware encountered an internal error.

**Response:**

The FRU callouts are calculated at the time of the failure. See the error log for the actual replacement strategy.

---

**BC13100A****Explanation:**

During processor/memory subsystem initialization, an error was encountered.

**Response:**

The FRU callouts are calculated at the time of the failure. Examine the error log for the actual replacement strategy.

---

**BC13100B****Explanation:**

During processor/memory subsystem initialization, an error was encountered.

**Response:**

The FRU callouts are calculated at the time of the failure. Examine the error log for the actual replacement strategy.

---

**BC13100C****Explanation:**

An internal error occurred. This will force the Time of Day function to run with complete redundancy.

**Response:**

The FRU callouts are calculated at the time of the failure. See the error log for the actual replacement strategy.

---

**BC13100D****Explanation:**

Host failed to boot because there was a problem configuring Time Of Day on the Host processors.

**Response:**

The FRU callouts are calculated at the time of the failure. See the error log for the actual replacement strategy.

---

**BC13100E****Explanation:**

During processor/memory subsystem initialization, an error was encountered.

**Response:**

The FRU callouts are calculated at the time of the failure. Examine the error log for the actual replacement strategy.

---

**BC13100F****Explanation:**

During processor/memory subsystem initialization, an error was encountered.

**Response:**

The FRU callouts are calculated at the time of the failure. Examine the error log for the actual replacement strategy.

---

**BC131011****Explanation:**

Service Processor Firmware encountered an internal error.

**Response:**

The FRU callouts are calculated at the time of the failure. See the error log for the actual replacement strategy.

---

**BC131012****Explanation:**

Service Processor Firmware encountered an internal error.

**Response:**

The FRU callouts are calculated at the time of the failure. See the error log for the actual replacement strategy.

---

**BC131013****Explanation:**

Host failed to boot because there was a problem configuring Time Of Day on the Host processors.

**Response:**

The FRU callouts are calculated at the time of the failure. See the error log for the actual replacement strategy.

---

**BC131014****Explanation:**

Service Processor Firmware encountered an internal error.

**Response:**

The FRU callouts are calculated at the time of the failure. See the error log for the actual replacement strategy.

---

**BC131015****Explanation:**

There was a problem in configuring Time Of Day on the Host processor.

**Response:**

The FRU callouts are calculated at the time of the failure. See the error log for the actual replacement strategy.

---

**BC131017****Explanation:**

Service Processor Firmware encountered an internal error.

**Response:**

The FRU callouts are calculated at the time of the failure. See the error log for the actual replacement strategy.

---

**BC131019****Explanation:**

Service Processor Firmware encountered an internal error.

**Response:**

The FRU callouts are calculated at the time of the failure. See the error log for the actual replacement strategy.

---

**BC13101A****Explanation:**

An internal error occurred. This will force the Time of Day function to run with complete redundancy.

**Response:**

The FRU callouts are calculated at the time of the failure. See the error log for the actual replacement strategy.

---

**BC131101****Explanation:**

A problem occurred during the IPL of the system.

**Response:**

The FRU callouts are calculated at the time of the failure. See the error log for the actual replacement strategy.

---

**BC131102****Explanation:**

During processor/memory subsystem initialization, an error was encountered: Message from service processor. Message type is not within a valid range. Message dropped.

**Response:**

The FRU callouts are calculated at the time of the failure. See the error log for the actual replacement strategy.

---

**BC131104****Explanation:**

A problem occurred during the IPL of the system.

**Response:**

The FRU callouts are calculated at the time of the failure. See the error log for the actual replacement strategy.

---

**BC131105****Explanation:**

During processor/memory subsystem initialization, an error was encountered: Message from service processor. An invalid message queue ID or message type was sent to the service processor.

**Response:**

The FRU callouts are calculated at the time of the failure. See the error log for the actual replacement strategy.

---

**BC131107****Explanation:**

During processor/memory subsystem initialization, an error was encountered: Message queue already registered with mailbox using a different queue.

**Response:**

The FRU callouts are calculated at the time of the failure. See the error log for the actual replacement strategy.

---

**BC131109****Explanation:**

During processor/memory subsystem initialization, an error was encountered: Retry failed. Bad status indicated in PIB status reg.

**Response:**

The FRU callouts are calculated at the time of the failure. See the error log for the actual replacement strategy.

---

**BC13110A****Explanation:**

During processor/memory subsystem initialization, an error was encountered: Mailbox Data Write attempted before ACK.

**Response:**

The FRU callouts are calculated at the time of the failure. See the error log for the actual replacement strategy.

---

**BC13110B****Explanation:**

During processor/memory subsystem initialization, an error was encountered: Mailbox Hardware detected parity error.

**Response:**

The FRU callouts are calculated at the time of the failure. See the error log for the actual replacement strategy.

---

**BC13110C****Explanation:**

During processor/memory subsystem initialization, an error was encountered: Invalid message type sent to mailbox msgQ.

**Response:**

The FRU callouts are calculated at the time of the failure. See the error log for the actual replacement strategy.

---

**BC13110D****Explanation:**

During processor/memory subsystem initialization, an error was encountered: Host boot mailbox service is not available at this time.

**Response:**

The FRU callouts are calculated at the time of the failure. See the error log for the actual replacement strategy.

---

**BC13110E****Explanation:**

During processor/memory subsystem initialization, an error was encountered: Failed to allocate a DMA buffer. Message dropped.

**Response:**

The FRU callouts are calculated at the time of the failure. See the error log for the actual replacement strategy.

---

**BC13110F****Explanation:**

During processor/memory subsystem initialization, an error was encountered: Could not register mailbox message queue.

**Response:**

The FRU callouts are calculated at the time of the failure. See the error log for the actual replacement strategy.

---

**BC131110****Explanation:**

During processor/memory subsystem initialization, an error was encountered: Mailbox is disabled, message dropped.

**Response:**

The FRU callouts are calculated at the time of the failure. See the error log for the actual replacement strategy.

---

**BC131111****Explanation:**

During processor/memory subsystem initialization, an error was encountered: An invalid node was specified.

**Response:**

The FRU callouts are calculated at the time of the failure. See the error log for the actual replacement strategy.

---

**BC131112****Explanation:**

During processor/memory subsystem initialization, an error was encountered: Invalid msg or msg queue.

**Response:**

The FRU callouts are calculated at the time of the failure. See the error log for the actual replacement strategy.

---

**BC131113****Explanation:**

During processor/memory subsystem initialization, an error was encountered: IPC Message data corrupted.

**Response:**

The FRU callouts are calculated at the time of the failure. See the error log for the actual replacement strategy.

---

**BC131202****Explanation:**

During processor/memory subsystem initialization, an error was encountered: Invalid address and size returned from HDAT.

**Response:**

The FRU callouts are calculated at the time of the failure. See the error log for the actual replacement strategy.

---

**BC131204****Explanation:**

During processor/memory subsystem initialization, an error was encountered: Cannot unmap the source table section.

**Response:**

The FRU callouts are calculated at the time of the failure. See the error log for the actual replacement strategy.

---

**BC131205****Explanation:**

During processor/memory subsystem initialization, an error was encountered: Cannot unmap the source table section.

**Response:**

The FRU callouts are calculated at the time of the failure. See the error log for the actual replacement strategy.

---

**BC131207****Explanation:**

During processor/memory subsystem initialization, an error was encountered: MDRT table is not big enough to hold all entries.

**Response:**

The FRU callouts are calculated at the time of the failure. See the error log for the actual replacement strategy.

---

**BC131209****Explanation:**

During processor/memory subsystem initialization, an error was encountered: MDDT table is not big enough to hold all src entries.

**Response:**

The FRU callouts are calculated at the time of the failure. See the error log for the actual replacement strategy.

---

**BC13120A****Explanation:**

During processor/memory subsystem initialization, an error was encountered: MDDT table is not big enough to hold all src entries.

**Response:**

The FRU callouts are calculated at the time of the failure. See the error log for the actual replacement strategy.

---

**BC13120B****Explanation:**

During processor/memory subsystem initialization, an error was encountered: MDST table entry with page aligned is greater than 32GB.

**Response:**

The FRU callouts are calculated at the time of the failure. See the error log for the actual replacement strategy.

---

**BC13120C****Explanation:**

During processor/memory subsystem initialization, an error was encountered: MDDT table entry with page aligned is greater than 32GB.

**Response:**

The FRU callouts are calculated at the time of the failure. See the error log for the actual replacement strategy.

---

**BC131301****Explanation:**

During processor/memory subsystem initialization, an error was encountered: Unexpected data from LPC-UART interface.

**Response:**

The FRU callouts are calculated at the time of the failure. See the error log for the actual replacement strategy.

---

**BC131302****Explanation:**

During processor/memory subsystem initialization, an error was encountered: Timeout from LPC-UART interface.

**Response:**



The FRU callouts are calculated at the time of the failure. See the error log for the actual replacement strategy.

---

**BC131401****Explanation:**

During processor/memory subsystem initialization, an error was encountered: A maint command HW timed out.

**Response:**

The FRU callouts are calculated at the time of the failure. See the error log for the actual replacement strategy.

---

**BC131402****Explanation:**

During processor/memory subsystem initialization, an error was encountered: A maint command SW timed out.

**Response:**

The FRU callouts are calculated at the time of the failure. See the error log for the actual replacement strategy.

---

**BC131403****Explanation:**

Task handling mainstore init crashed.

**Response:**

The FRU callouts are calculated at the time of the failure. See the error log for the actual replacement strategy.

---

**BC131602****Explanation:**

A problem occurred during the IPL of the system.

**Response:**

The FRU callouts are calculated at the time of the failure. See the error log for the actual replacement strategy.

---

**BC131603****Explanation:**

During processor/memory subsystem initialization, an error was encountered: End of file reached.

**Response:**

The FRU callouts are calculated at the time of the failure. See the error log for the actual replacement strategy.

---

**BC131604****Explanation:**

During processor/memory subsystem initialization, an error was encountered: Unable to load LID via host interface.

**Response:**

The FRU callouts are calculated at the time of the failure. See the error log for the actual replacement strategy.

---

**BC131605****Explanation:**

During processor/memory subsystem initialization, an error was encountered: DMA message contains data for wrong LID.

**Response:**

The FRU callouts are calculated at the time of the failure. See the error log for the actual replacement strategy.

---

**BC131606****Explanation:**

During processor/memory subsystem initialization, an error was encountered: Insufficient space provided for LID by calling function.

**Response:**

The FRU callouts are calculated at the time of the failure. See the error log for the actual replacement strategy.

---

**BC131607****Explanation:**

During processor/memory subsystem initialization, an error was encountered: Invalid Message type received from service processor when transferring LID pages.

**Response:**

The FRU callouts are calculated at the time of the failure. See the error log for the actual replacement strategy.

---

**BC131608****Explanation:**

During processor/memory subsystem initialization, an error was encountered: Insufficient space provided for LID by calling function.

**Response:**

The FRU callouts are calculated at the time of the failure. See the error log for the actual replacement strategy.

---

**BC131609****Explanation:**

During processor/memory subsystem initialization, an error was encountered: Unable to unload LID via host interface.

**Response:**

The FRU callouts are calculated at the time of the failure. See the error log for the actual replacement strategy.

---

**BC13160A**

**Explanation:**

During processor/memory subsystem initialization, an error was encountered: Unable to find Lid.

**Response:**

The FRU callouts are calculated at the time of the failure. See the error log for the actual replacement strategy.

---

**BC13160B****Explanation:**

Firmware error during boot.

**Response:**

The FRU callouts are calculated at the time of the failure. See the error log for the actual replacement strategy.

---

**BC13160C****Explanation:**

A problem occurred during the IPL of the system.

**Response:**

The FRU callouts are calculated at the time of the failure. See the error log for the actual replacement strategy.

---

**BC13160D****Explanation:**

A problem occurred during the IPL of the system.

**Response:**

The FRU callouts are calculated at the time of the failure. See the error log for the actual replacement strategy.

---

**BC13160E****Explanation:**

A problem occurred during the IPL of the system.

**Response:**

The FRU callouts are calculated at the time of the failure. See the error log for the actual replacement strategy.

---

**BC13160F****Explanation:**

A problem occurred during the IPL of the system.

**Response:**

The FRU callouts are calculated at the time of the failure. See the error log for the actual replacement strategy.

---

**BC131610****Explanation:**

A problem occurred during the IPL of the system.

**Response:**

The FRU callouts are calculated at the time of the failure. See the error log for the actual replacement strategy.

---

**BC131611****Explanation:**

A problem occurred during the IPL of the system.

**Response:**

The FRU callouts are calculated at the time of the failure. See the error log for the actual replacement strategy.

---

**BC131612****Explanation:**

A problem occurred during the IPL of the system.

**Response:**

The FRU callouts are calculated at the time of the failure. See the error log for the actual replacement strategy.

---

**BC131613****Explanation:**

A problem occurred during the IPL of the system.

**Response:**

The FRU callouts are calculated at the time of the failure. See the error log for the actual replacement strategy.

---

**BC131615****Explanation:**

A problem occurred during the IPL of the system.

**Response:**

The FRU callouts are calculated at the time of the failure. See the error log for the actual replacement strategy.

---

**BC131616****Explanation:**

Firmware Error.

**Response:**

The FRU callouts are calculated at the time of the failure. See the error log for the actual replacement strategy.

---

**BC131617****Explanation:**

Firmware Error.

**Response:**

The FRU callouts are calculated at the time of the failure. See the error log for the actual replacement strategy.

---

**BC131618****Explanation:**

Firmware Error.

**Response:**

The FRU callouts are calculated at the time of the failure. See the error log for the actual replacement strategy.

---

**BC13161A****Explanation:**

Firmware Error.

**Response:**

The FRU callouts are calculated at the time of the failure. See the error log for the actual replacement strategy.

---

**BC13161B****Explanation:**

Firmware Error.

**Response:**

The FRU callouts are calculated at the time of the failure. See the error log for the actual replacement strategy.

---

**BC13161C****Explanation:**

Firmware encountered an internal error.

**Response:**

The FRU callouts are calculated at the time of the failure. See the error log for the actual replacement strategy.

---

**BC13161D****Explanation:**

Firmware load error.

**Response:**

The FRU callouts are calculated at the time of the failure. See the error log for the actual replacement strategy.

---

**BC131700****Explanation:**

During processor/memory subsystem initialization, an error was encountered: Request given to load payload into mirrored memory, but no mirrored memory exists at that location.

**Response:**

The FRU callouts are calculated at the time of the failure. See the error log for the actual replacement strategy.

---

**BC131701****Explanation:**

During processor/memory subsystem initialization, an error was encountered: Failure extending memory to after exiting cache contained mode.

**Response:**

The FRU callouts are calculated at the time of the failure. See the error log for the actual replacement strategy.

---

**BC131702****Explanation:**

A problem occurred during the IPL of the system.

**Response:**

The FRU callouts are calculated at the time of the failure. Examine the error log for the actual replacement strategy.

---

**BC131703****Explanation:**

During processor/memory subsystem initialization, an error was encountered: IStep failed, see other log(s) with the same PLID for reason.

**Response:**

The FRU callouts are calculated at the time of the failure. See the error log for the actual replacement strategy.

---

**BC131704****Explanation:**

A problem occurred during the IPL of the system.

**Response:**

The FRU callouts are calculated at the time of the failure. See the error log for the actual replacement strategy.

---

**BC131705****Explanation:**

A problem occurred during the IPL of the system.

**Response:**

The FRU callouts are calculated at the time of the failure. See the error log for the actual replacement strategy.

---

**BC131706****Explanation:**

During processor/memory subsystem initialization, an error was encountered: cpu\_master\_winkle returned an error.

**Response:**

The FRU callouts are calculated at the time of the failure. See the error log for the actual replacement strategy.

---

**BC131707****Explanation:**

A problem occurred during the IPL of the system.

**Response:**

The FRU callouts are calculated at the time of the failure. See the error log for the actual replacement strategy.

---

**BC131708****Explanation:**

A problem occurred during the IPL of the system.

**Response:**

The FRU callouts are calculated at the time of the failure. Examine the error log for the actual replacement strategy.

---

**BC131709****Explanation:**

During processor/memory subsystem initialization, an error was encountered: Call to getParentAffinityTarget requesting the number of EX chips with parent affinity to a core, returned an incorrect vector size, the expected size is 1.

**Response:**

The FRU callouts are calculated at the time of the failure. See the error log for the actual replacement strategy.

---

**BC13170A****Explanation:**

A problem occurred during the IPL of the system.

**Response:**

The FRU callouts are calculated at the time of the failure. See the error log for the actual replacement strategy.

---

**BC13170B****Explanation:**

A problem isolated to firmware or firmware customization occurred during the IPL of the system.

**Response:**

The FRU callouts are calculated at the time of the failure. See the error log for the actual replacement strategy.

---

**BC13170C****Explanation:**

A problem occurred during the IPL of the system.

**Response:**

The FRU callouts are calculated at the time of the failure. See the error log for the actual replacement strategy.

---

**BC13170D****Explanation:**

A problem isolated to firmware or firmware customization occurred during the IPL of the system.

**Response:**

The FRU callouts are calculated at the time of the failure. See the error log for the actual replacement strategy.

---

---

**BC13170E****Explanation:**

A problem isolated to firmware or firmware customization occurred during the IPL of the system.

**Response:**

The FRU callouts are calculated at the time of the failure. See the error log for the actual replacement strategy.

---

**BC131711****Explanation:**

Platform generated error. See User Data.

**Response:**

The FRU callouts are calculated at the time of the failure. See the error log for the actual replacement strategy.

---

**BC131712****Explanation:**

Platform generated error.

**Response:**

The FRU callouts are calculated at the time of the failure. See the error log for the actual replacement strategy.

---

**BC131713****Explanation:**

Platform generated error. See User Data.

**Response:**

The FRU callouts are calculated at the time of the failure. See the error log for the actual replacement strategy.

---

**BC131714****Explanation:**

A problem occurred during the IPL of the system.

**Response:**

The FRU callouts are calculated at the time of the failure. See the error log for the actual replacement strategy.

---

**BC131715****Explanation:**

A problem occurred during the IPL of the system.

**Response:**

The FRU callouts are calculated at the time of the failure. See the error log for the actual replacement strategy.

---

**BC131716****Explanation:**

A problem occurred during the IPL of the system.

**Response:**

The FRU callouts are calculated at the time of the failure. See the error log for the actual replacement strategy.

---

**BC13171A****Explanation:**

A problem occurred during the IPL of the system.

**Response:**

The FRU callouts are calculated at the time of the failure. See the error log for the actual replacement strategy.

---

**BC13171B****Explanation:**

A problem occurred during the IPL of the system.

**Response:**

The FRU callouts are calculated at the time of the failure. See the error log for the actual replacement strategy.

---

**BC13171C****Explanation:**

A problem occurred during the IPL of the system.

**Response:**

The FRU callouts are calculated at the time of the failure. See the error log for the actual replacement strategy.

---

**BC13171D****Explanation:**

Platform security problem detected.

**Response:**

The FRU callouts are calculated at the time of the failure. See the error log for the actual replacement strategy.

---

**BC13171E****Explanation:**

During processor/memory subsystem initialization, an error was encountered: There is no functional memory.

**Response:**

The FRU callouts are calculated at the time of the failure. See the error log for the actual replacement strategy.

---

**BC13171F****Explanation:**

A problem occurred during the IPL of the system.

**Response:**

The FRU callouts are calculated at the time of the failure. See the error log for the actual replacement strategy.

---

**BC131720****Explanation:**

A problem occurred during the IPL of the system.

**Response:**

The FRU callouts are calculated at the time of the failure. See the error log for the actual replacement strategy.

---

**BC131721****Explanation:**

Platform security problem detected.

**Response:**

The FRU callouts are calculated at the time of the failure. See the error log for the actual replacement strategy.

---

**BC131722****Explanation:**

Platform security problem detected.

**Response:**

The FRU callouts are calculated at the time of the failure. See the error log for the actual replacement strategy.

---

**BC131723****Explanation:**

Platform security problem detected.

**Response:**

The FRU callouts are calculated at the time of the failure. See the error log for the actual replacement strategy.

---

**BC131724****Explanation:**

Platform security problem detected.

**Response:**

The FRU callouts are calculated at the time of the failure. See the error log for the actual replacement strategy.

---

**BC131725****Explanation:**

Platform security problem detected.

**Response:**

The FRU callouts are calculated at the time of the failure. See the error log for the actual replacement strategy.

---

**BC131726****Explanation:**

Platform security problem detected.

**Response:**

The FRU callouts are calculated at the time of the failure. See the error log for the actual replacement strategy.

---

**BC131727**

**Explanation:**

Platform security problem detected.

**Response:**

The FRU callouts are calculated at the time of the failure. See the error log for the actual replacement strategy.

---

**BC131728****Explanation:**

Platform security problem detected.

**Response:**

The FRU callouts are calculated at the time of the failure. See the error log for the actual replacement strategy.

---

**BC131729****Explanation:**

Host firmware did not find enough hardware to continue the boot.

**Response:**

The FRU callouts are calculated at the time of the failure. See the error log for the actual replacement strategy.

---

**BC131732****Explanation:**

Illegal action during boot.

**Response:**

The FRU callouts are calculated at the time of the failure. See the error log for the actual replacement strategy.

---

**BC131735****Explanation:**

A problem occurred during the IPL of the system.

**Response:**

The FRU callouts are calculated at the time of the failure. See the error log for the actual replacement strategy.

---

**BC131736****Explanation:**

A problem occurred during the IPL of the system.

**Response:**

The FRU callouts are calculated at the time of the failure. See the error log for the actual replacement strategy.

---

**BC131737****Explanation:**

A problem occurred during the IPL of the system.

**Response:**

The FRU callouts are calculated at the time of the failure. See the error log for the actual replacement strategy.

---

**BC131738****Explanation:**

Processor Error.

**Response:**

The FRU callouts are calculated at the time of the failure. See the error log for the actual replacement strategy.

---

**BC131739****Explanation:**

A problem occurred during the IPL of the system and the system will reboot.

**Response:**

The FRU callouts are calculated at the time of the failure. See the error log for the actual replacement strategy.

---

**BC13173A****Explanation:**

A problem occurred during the IPL of the system.

**Response:**

The FRU callouts are calculated at the time of the failure. See the error log for the actual replacement strategy.

---

**BC131740****Explanation:**

During processor/memory subsystem initialization, an error was encountered: messages from other nodes have not returned in time.

**Response:**

The FRU callouts are calculated at the time of the failure. See the error log for the actual replacement strategy.

---

**BC131741****Explanation:**

During processor/memory subsystem initialization, an error was encountered: Freq attribute DATA timer thread failed.

**Response:**

The FRU callouts are calculated at the time of the failure. See the error log for the actual replacement strategy.

---

**BC131742****Explanation:**

Incompatible processor modules installed between drawers.

**Response:**

The FRU callouts are calculated at the time of the failure. See the error log for the actual replacement strategy.

---

**BC131743****Explanation:**

Incompatible processor modules installed between drawers.

**Response:**

The FRU callouts are calculated at the time of the failure. See the error log for the actual replacement strategy.

---

**BC131744****Explanation:**

Incompatible processor modules installed between drawers.

**Response:**

The FRU callouts are calculated at the time of the failure. See the error log for the actual replacement strategy.

---

**BC131745****Explanation:**

Incompatible processor modules installed between drawers.

**Response:**

The FRU callouts are calculated at the time of the failure. See the error log for the actual replacement strategy.

---

**BC131746****Explanation:**

Incompatible processor modules installed between drawers.

**Response:**

The FRU callouts are calculated at the time of the failure. See the error log for the actual replacement strategy.

---

**BC131747****Explanation:**

Host firmware did not find valid hardware to continue the boot.

**Response:**

The FRU callouts are calculated at the time of the failure. See the error log for the actual replacement strategy.

---

**BC131748****Explanation:**

Platform security problem detected.

**Response:**

The FRU callouts are calculated at the time of the failure. See the error log for the actual replacement strategy.

---

**BC131749****Explanation:**

Platform security problem detected.

**Response:**

The FRU callouts are calculated at the time of the failure. See the error log for the actual replacement strategy.

---

**BC13174A****Explanation:**

There was an error training the SMP cables.

**Response:**

The FRU callouts are calculated at the time of the failure. See the error log for the actual replacement strategy.

---

**BC13174C****Explanation:**

A problem isolated to firmware or firmware customization occurred during the IPL of the system.

**Response:**

The FRU callouts are calculated at the time of the failure. See the error log for the actual replacement strategy.

---

**BC13174D****Explanation:**

PNOR-IPMI not enabled, BMC firmware needs to be updated.

**Response:**

The FRU callouts are calculated at the time of the failure. See the error log for the actual replacement strategy.

---

**BC13174E****Explanation:**

During processor/memory subsystem initialization, an error was encountered: Kernel returned error when trying to activate core.

**Response:**

The FRU callouts are calculated at the time of the failure. See the error log for the actual replacement strategy.

---

**BC13174F****Explanation:**

Unexpected IPL firmware data load error.

**Response:**

The FRU callouts are calculated at the time of the failure. See the error log for the actual replacement strategy.

---

**BC131750****Explanation:**

Platform security problem detected.

**Response:**

The FRU callouts are calculated at the time of the failure. See the error log for the actual replacement strategy.

---

**BC131752****Explanation:**

Platform security problem detected.

**Response:**

The FRU callouts are calculated at the time of the failure. See the error log for the actual replacement strategy.

---

**BC131803****Explanation:**

Task analyzing HW errors has failed.

**Response:**

The FRU callouts are calculated at the time of the failure. See the error log for the actual replacement strategy.

---

**BC131804****Explanation:**

Task analyzing HW errors has failed.

**Response:**

The FRU callouts are calculated at the time of the failure. See the error log for the actual replacement strategy.

---

**BC131901****Explanation:**

A problem occurred during the IPL of the system.

**Response:**

The FRU callouts are calculated at the time of the failure. See the error log for the actual replacement strategy.

---

**BC131902****Explanation:**

A problem occurred during the IPL of the system.

**Response:**

The FRU callouts are calculated at the time of the failure. See the error log for the actual replacement strategy.

---

**BC131903****Explanation:**

A problem occurred during the IPL of the system.

**Response:**

The FRU callouts are calculated at the time of the failure. See the error log for the actual replacement strategy.

---

**BC131904****Explanation:**

A problem occurred during the IPL of the system.

**Response:**

The FRU callouts are calculated at the time of the failure. See the error log for the actual replacement strategy.

---

**BC13190C****Explanation:**

A problem occurred during the IPL of the system.

**Response:**

The FRU callouts are calculated at the time of the failure. See the error log for the actual replacement strategy.

---

**BC131A01****Explanation:**

During processor/memory subsystem initialization, an error was encountered.

**Response:**

The FRU callouts are calculated at the time of the failure. Examine the error log for the actual replacement strategy.

---

**BC131A02****Explanation:**

During processor/memory subsystem initialization, an error was encountered: HDAT Header data not as expected.

**Response:**

The FRU callouts are calculated at the time of the failure. See the error log for the actual replacement strategy.

---

**BC131A03****Explanation:**

During processor/memory subsystem initialization, an error was encountered: Tuple is unallocated.

**Response:**

The FRU callouts are calculated at the time of the failure. See the error log for the actual replacement strategy.

---

**BC131A04****Explanation:**

During processor/memory subsystem initialization, an error was encountered: Section is not valid in standalone mode.

**Response:**



The FRU callouts are calculated at the time of the failure. See the error log for the actual replacement strategy.

---

**BC131A05****Explanation:**

During processor/memory subsystem initialization, an error was encountered: Error mapping in memory.

**Response:**

The FRU callouts are calculated at the time of the failure. See the error log for the actual replacement strategy.

---

**BC131A08****Explanation:**

During processor/memory subsystem initialization, an error was encountered: There is no host data for specified kind of payload.

**Response:**

The FRU callouts are calculated at the time of the failure. See the error log for the actual replacement strategy.

---

**BC131A09****Explanation:**

During processor/memory subsystem initialization, an error was encountered.

**Response:**

The FRU callouts are calculated at the time of the failure. Examine the error log for the actual replacement strategy.

---

**BC131A0A****Explanation:**

During processor/memory subsystem initialization, an error was encountered: NACA data doesn't seem right.

**Response:**

The FRU callouts are calculated at the time of the failure. See the error log for the actual replacement strategy.

---

**BC131A0B****Explanation:**

During processor/memory subsystem initialization, an error was encountered: HDAT data block falls outside valid range.

**Response:**

The FRU callouts are calculated at the time of the failure. See the error log for the actual replacement strategy.

---

**BC131A0C****Explanation:**

During processor/memory subsystem initialization, an error was encountered: Unknown section requested.

**Response:**

The FRU callouts are calculated at the time of the failure. See the error log for the actual replacement strategy.

---

**BC131A0E****Explanation:**

During processor/memory subsystem initialization, an error was encountered.

**Response:**

The FRU callouts are calculated at the time of the failure. Examine the error log for the actual replacement strategy.

---

**BC131A0F****Explanation:**

During processor/memory subsystem initialization, an error was encountered.

**Response:**

The FRU callouts are calculated at the time of the failure. Examine the error log for the actual replacement strategy.

---

**BC131A10****Explanation:**

During processor/memory subsystem initialization, an error was encountered.

**Response:**

The FRU callouts are calculated at the time of the failure. Examine the error log for the actual replacement strategy.

---

**BC131A11****Explanation:**

During processor/memory subsystem initialization, an error was encountered.

**Response:**

The FRU callouts are calculated at the time of the failure. Examine the error log for the actual replacement strategy.

---

**BC131A12****Explanation:**

During processor/memory subsystem initialization, an error was encountered.

**Response:**

The FRU callouts are calculated at the time of the failure. Examine the error log for the actual replacement strategy.

---

**BC131A14****Explanation:**

During processor/memory subsystem initialization, an error was encountered.

**Response:**

The FRU callouts are calculated at the time of the failure. Examine the error log for the actual replacement strategy.

---

**BC131A15****Explanation:**

During processor/memory subsystem initialization, an error was encountered.

**Response:**

The FRU callouts are calculated at the time of the failure. Examine the error log for the actual replacement strategy.

---

**BC131A16****Explanation:**

During processor/memory subsystem initialization, an error was encountered: Could not find a valid SPIRA of any type.

**Response:**

The FRU callouts are calculated at the time of the failure. See the error log for the actual replacement strategy.

---

**BC131A18****Explanation:**

During processor/memory subsystem initialization, an error was encountered.

**Response:**

The FRU callouts are calculated at the time of the failure. Examine the error log for the actual replacement strategy.

---

**BC131A19****Explanation:**

During processor/memory subsystem initialization, an error was encountered: No associated DMI targeting target(s) found for given MEMBUF targeting target.

**Response:**

The FRU callouts are calculated at the time of the failure. See the error log for the actual replacement strategy.

---

**BC131A1A****Explanation:**

During processor/memory subsystem initialization, an error was encountered: The targeting type of the input targeting target is not supported by runtime code.

**Response:**

The FRU callouts are calculated at the time of the failure. See the error log for the actual replacement strategy.

---

**BC131A1B****Explanation:**

During processor/memory subsystem initialization, an error was encountered: No processor targeting target was found for the given targeting target.

**Response:**

The FRU callouts are calculated at the time of the failure. See the error log for the actual replacement strategy.

---

**BC131A1C****Explanation:**

Kernel failed to unmap memory.

**Response:**

The FRU callouts are calculated at the time of the failure. See the error log for the actual replacement strategy.

---

**BC131A1D****Explanation:**

During processor/memory subsystem initialization, an error was encountered: PM load complex unknown mode.

**Response:**

The FRU callouts are calculated at the time of the failure. See the error log for the actual replacement strategy.

---

**BC131A1E****Explanation:**

During processor/memory subsystem initialization, an error was encountered: HCODE scom update runtime interface not linked.

**Response:**

The FRU callouts are calculated at the time of the failure. See the error log for the actual replacement strategy.

---

**BC131A1F****Explanation:**

During processor/memory subsystem initialization, an error was encountered: HCODE SCOM update error.

**Response:**

The FRU callouts are calculated at the time of the failure. See the error log for the actual replacement strategy.

---

**BC131A20****Explanation:**

Firmware error during boot.

**Response:**

The FRU callouts are calculated at the time of the failure. See the error log for the actual replacement strategy.

---

**BC131A21****Explanation:**

Platform security problem detected.

**Response:**

The FRU callouts are calculated at the time of the failure. See the error log for the actual replacement strategy.

---

**BC131A22**

**Explanation:**

Platform security problem detected.

**Response:**

The FRU callouts are calculated at the time of the failure. See the error log for the actual replacement strategy.

---

**BC131A23**

**Explanation:**

Unexpected boot firmware error.

**Response:**

The FRU callouts are calculated at the time of the failure. See the error log for the actual replacement strategy.

---

**BC131A24**

**Explanation:**

Platform security problem detected.

**Response:**

The FRU callouts are calculated at the time of the failure. See the error log for the actual replacement strategy.

---

**BC131A25**

**Explanation:**

Platform security problem detected.

**Response:**

The FRU callouts are calculated at the time of the failure. See the error log for the actual replacement strategy.

---

**BC131A26**

**Explanation:**

Unexpected boot firmware error.

**Response:**

The FRU callouts are calculated at the time of the failure. See the error log for the actual replacement strategy.

---

**BC131A27**

**Explanation:**

During processor/memory subsystem initialization, an error was encountered: Unable to fill in HB data memory.

**Response:**

The FRU callouts are calculated at the time of the failure. See the error log for the actual replacement strategy.

---

**BC131A28**

**Explanation:**

Internal system error occurred.

**Response:**

The FRU callouts are calculated at the time of the failure. See the error log for the actual replacement strategy.

---

**BC131A29**

**Explanation:**

Internal system error occurred.

**Response:**

The FRU callouts are calculated at the time of the failure. See the error log for the actual replacement strategy.

---

**BC131A2A**

**Explanation:**

Platform security problem detected.

**Response:**

The FRU callouts are calculated at the time of the failure. See the error log for the actual replacement strategy.

---

**BC131A2B**

**Explanation:**

Platform security problem detected.

**Response:**

The FRU callouts are calculated at the time of the failure. See the error log for the actual replacement strategy.

---

**BC131A2C**

**Explanation:**

Platform security problem detected.

**Response:**

The FRU callouts are calculated at the time of the failure. See the error log for the actual replacement strategy.

---

**BC131A2D**

**Explanation:**

Platform security problem detected.

**Response:**

The FRU callouts are calculated at the time of the failure. See the error log for the actual replacement strategy.

---

**BC131A2E**

**Explanation:**

Platform security problem detected.

**Response:**

The FRU callouts are calculated at the time of the failure. See the error log for the actual replacement strategy.

---

**BC131A2F****Explanation:**

Platform security problem detected.

**Response:**

The FRU callouts are calculated at the time of the failure. See the error log for the actual replacement strategy.

---

**BC131A30****Explanation:**

Platform security problem detected.

**Response:**

The FRU callouts are calculated at the time of the failure. See the error log for the actual replacement strategy.

---

**BC131A31****Explanation:**

Platform security problem detected.

**Response:**

The FRU callouts are calculated at the time of the failure. See the error log for the actual replacement strategy.

---

**BC131A32****Explanation:**

During processor/memory subsystem initialization, an error was encountered: Error with Firmware Notify request.

**Response:**

The FRU callouts are calculated at the time of the failure. See the error log for the actual replacement strategy.

---

**BC131A34****Explanation:**

During processor/memory subsystem initialization, an error was encountered: SBE error recovery attempt failed.

**Response:**

The FRU callouts are calculated at the time of the failure. See the error log for the actual replacement strategy.

---

**BC131A35****Explanation:**

During processor/memory subsystem initialization, an error was encountered: SBE error recovery attempt failed.

**Response:**

The FRU callouts are calculated at the time of the failure. See the error log for the actual replacement strategy.

---

**BC131A37****Explanation:**

During processor/memory subsystem initialization, an error was encountered: The Firmware Request call failed.

**Response:**

The FRU callouts are calculated at the time of the failure. See the error log for the actual replacement strategy.

---

**BC131A38****Explanation:**

During processor/memory subsystem initialization, an error was encountered: The Firmware Request call failed.

**Response:**

The FRU callouts are calculated at the time of the failure. See the error log for the actual replacement strategy.

---

**BC131A39****Explanation:**

During processor/memory subsystem initialization, an error was encountered: The Firmware Request call failed.

**Response:**

The FRU callouts are calculated at the time of the failure. See the error log for the actual replacement strategy.

---

**BC131A3A****Explanation:**

Firmware encountered an internal error.

**Response:**

The FRU callouts are calculated at the time of the failure. See the error log for the actual replacement strategy.

---

**BC131A3B****Explanation:**

Firmware encountered an internal error.

**Response:**

The FRU callouts are calculated at the time of the failure. See the error log for the actual replacement strategy.

---

**BC131A3C****Explanation:**

During processor/memory subsystem initialization, an error was encountered: Attribute failed to update on HBRT side.

**Response:**

The FRU callouts are calculated at the time of the failure. See the error log for the actual replacement strategy.

---

**BC131A3D****Explanation:**

Hostboot attempted to reserve memory outside of allowed range.

**Response:**

The FRU callouts are calculated at the time of the failure. See the error log for the actual replacement strategy.

---

**BC131A3E****Explanation:**

During processor/memory subsystem initialization, an error was encountered: messages from other nodes have not returned in time.

**Response:**

The FRU callouts are calculated at the time of the failure. See the error log for the actual replacement strategy.

---

**BC131A3F****Explanation:**

During processor/memory subsystem initialization, an error was encountered: sendSBESystemConfig timer thread failed.

**Response:**

The FRU callouts are calculated at the time of the failure. See the error log for the actual replacement strategy.

---

**BC131A40****Explanation:**

Informational log containing historic data.

**Response:**

The FRU callouts are calculated at the time of the failure. See the error log for the actual replacement strategy.

---

**BC131A42****Explanation:**

Failure in the security subsystem.

**Response:**

The FRU callouts are calculated at the time of the failure. See the error log for the actual replacement strategy.

---

**BC131A43****Explanation:**

Failure in the security subsystem.

**Response:**

The FRU callouts are calculated at the time of the failure. See the error log for the actual replacement strategy.

---

**BC131A44****Explanation:**

Firmware error initializing system data structures during boot.

**Response:**

The FRU callouts are calculated at the time of the failure. See the error log for the actual replacement strategy.

---

**BC131B01****Explanation:**

Boot firmware has crashed with an internal error.

**Response:**

The FRU callouts are calculated at the time of the failure. See the error log for the actual replacement strategy.

---

**BC131B02****Explanation:**

Boot firmware has crashed with an internal error.

**Response:**

The FRU callouts are calculated at the time of the failure. See the error log for the actual replacement strategy.

---

**BC131B03****Explanation:**

Boot firmware has crashed with an internal error.

**Response:**

The FRU callouts are calculated at the time of the failure. See the error log for the actual replacement strategy.

---

**BC131C01****Explanation:**

During processor/memory subsystem initialization, an error was encountered.

**Response:**

The FRU callouts are calculated at the time of the failure. Examine the error log for the actual replacement strategy.

---

**BC131C02****Explanation:**

During processor/memory subsystem initialization, an error was encountered.

**Response:**

The FRU callouts are calculated at the time of the failure. Examine the error log for the actual replacement strategy.

---

**BC131C03****Explanation:**

During processor/memory subsystem initialization, an error was encountered: System configuration does not have a Parent DMI for the current centaur.

**Response:**

The FRU callouts are calculated at the time of the failure. See the error log for the actual replacement strategy.

---

**BC131C05****Explanation:**

During processor/memory subsystem initialization, an error was encountered: SUE Encountered when collecting IBSCOM Error Data.

**Response:**

The FRU callouts are calculated at the time of the failure. See the error log for the actual replacement strategy.

---

**BC131C06****Explanation:**

During processor/memory subsystem initialization, an error was encountered: Bus failure when attempting to perform IBSCOM operation. IBSCOM disabled.

**Response:**

The FRU callouts are calculated at the time of the failure. See the error log for the actual replacement strategy.

---

**BC131C07****Explanation:**

During processor/memory subsystem initialization, an error was encountered.

**Response:**

The FRU callouts are calculated at the time of the failure. Examine the error log for the actual replacement strategy.

---

**BC131C08****Explanation:**

During processor/memory subsystem initialization, an error was encountered: PIB error when attempting to perform IBSCOM operation.

**Response:**

The FRU callouts are calculated at the time of the failure. See the error log for the actual replacement strategy.

---

**BC131C09****Explanation:**

During processor/memory subsystem initialization, an error was encountered: Detected error doesn't match the address we failed on.

**Response:**

The FRU callouts are calculated at the time of the failure. See the error log for the actual replacement strategy.

---

**BC131C0A****Explanation:**

During processor/memory subsystem initialization, an error was encountered: Previous error disabled ibscom, so forcing a retry via FSI.

**Response:**

The FRU callouts are calculated at the time of the failure. See the error log for the actual replacement strategy.

---

**BC131D01****Explanation:**

A problem occurred during the IPL of the system.

**Response:**

The FRU callouts are calculated at the time of the failure. See the error log for the actual replacement strategy.

---

**BC131D03****Explanation:**

During processor/memory subsystem initialization, an error was encountered: The record enumeration did not have a corresponding string value.

**Response:**

The FRU callouts are calculated at the time of the failure. See the error log for the actual replacement strategy.

---

**BC131D04****Explanation:**

A problem occurred during the IPL of the system.

**Response:**

The FRU callouts are calculated at the time of the failure. See the error log for the actual replacement strategy.

---

**BC131D05****Explanation:**

During processor/memory subsystem initialization, an error was encountered: Record name does not match value expected for offset read.

**Response:**

The FRU callouts are calculated at the time of the failure. See the error log for the actual replacement strategy.

---

**BC131D06****Explanation:**

During processor/memory subsystem initialization, an error was encountered: Buffer for checking Presence Detect was not the correct size.

**Response:**

The FRU callouts are calculated at the time of the failure. See the error log for the actual replacement strategy.

---

**BC131D07**

**Explanation:**

During processor/memory subsystem initialization, an error was encountered: Invalid Basic Memory Type.

**Response:**

The FRU callouts are calculated at the time of the failure. See the error log for the actual replacement strategy.

---

**BC131D09**

**Explanation:**

A problem occurred during the IPL of the system.

**Response:**

The FRU callouts are calculated at the time of the failure. See the error log for the actual replacement strategy.

---

**BC131D0B**

**Explanation:**

A problem occurred during the IPL of the system.

**Response:**

The FRU callouts are calculated at the time of the failure. See the error log for the actual replacement strategy.

---

**BC131D0D**

**Explanation:**

A problem occurred during the IPL of the system.

**Response:**

The FRU callouts are calculated at the time of the failure. See the error log for the actual replacement strategy.

---

**BC131D0E**

**Explanation:**

A problem occurred during the IPL of the system.

**Response:**

The FRU callouts are calculated at the time of the failure. See the error log for the actual replacement strategy.

---

**BC131D0F**

**Explanation:**

A problem occurred during the IPL of the system.

**Response:**

The FRU callouts are calculated at the time of the failure. See the error log for the actual replacement strategy.

---

**BC131D10**

**Explanation:**

A problem occurred during the IPL of the system.

**Response:**

The FRU callouts are calculated at the time of the failure. See the error log for the actual replacement strategy.

---

**BC131D11**

**Explanation:**

A problem occurred during the IPL of the system.

**Response:**

The FRU callouts are calculated at the time of the failure. See the error log for the actual replacement strategy.

---

**BC131D13**

**Explanation:**

A problem occurred during the IPL of the system.

**Response:**

The FRU callouts are calculated at the time of the failure. Examine the error log for the actual replacement strategy.

---

**BC131D14**

**Explanation:**

A problem occurred during the IPL of the system.

**Response:**

The FRU callouts are calculated at the time of the failure. See the error log for the actual replacement strategy.

---

**BC131D15**

**Explanation:**

A problem occurred during the IPL of the system.

**Response:**

The FRU callouts are calculated at the time of the failure. See the error log for the actual replacement strategy.

---

**BC131D16**

**Explanation:**

During processor/memory subsystem initialization, an error was encountered: Requested VPD type is invalid or not supported at runtime.

**Response:**

The FRU callouts are calculated at the time of the failure. See the error log for the actual replacement strategy.

---

**BC131D18**

**Explanation:**

During processor/memory subsystem initialization, an error was encountered.

**Response:**

The FRU callouts are calculated at the time of the failure. Examine the error log for the actual replacement strategy.

---

**BC131D19****Explanation:**

During processor/memory subsystem initialization, an error was encountered.

**Response:**

The FRU callouts are calculated at the time of the failure. Examine the error log for the actual replacement strategy.

---

**BC131D1A****Explanation:**

During processor/memory subsystem initialization, an error was encountered: Hypervisor returned NULL address for VPD.

**Response:**

The FRU callouts are calculated at the time of the failure. See the error log for the actual replacement strategy.

---

**BC131D1B****Explanation:**

During processor/memory subsystem initialization, an error was encountered: Reserved size in memory insufficient for runtime VPD.

**Response:**

The FRU callouts are calculated at the time of the failure. See the error log for the actual replacement strategy.

---

**BC131D1C****Explanation:**

During processor/memory subsystem initialization, an error was encountered.

**Response:**

The FRU callouts are calculated at the time of the failure. Examine the error log for the actual replacement strategy.

---

**BC131D30****Explanation:**

During processor/memory subsystem initialization, an error was encountered: The VHDR was invalid.

**Response:**

The FRU callouts are calculated at the time of the failure. See the error log for the actual replacement strategy.

---

**BC131D31****Explanation:**

During processor/memory subsystem initialization, an error was encountered: Unable to resolve the VPD source (PNOR or SEEPROM).

**Response:**

The FRU callouts are calculated at the time of the failure. See the error log for the actual replacement strategy.

---

**BC131D32****Explanation:**

During processor/memory subsystem initialization, an error was encountered: writePNOR mm\_remove\_pages FLUSH failed.

**Response:**

The FRU callouts are calculated at the time of the failure. See the error log for the actual replacement strategy.

---

**BC131D33****Explanation:**

During processor/memory subsystem initialization, an error was encountered: Unexpected target type.

**Response:**

The FRU callouts are calculated at the time of the failure. See the error log for the actual replacement strategy.

---

**BC131D34****Explanation:**

During processor/memory subsystem initialization, an error was encountered: Unable to resolve the VPD destination (PNOR or SEEPROM).

**Response:**

The FRU callouts are calculated at the time of the failure. See the error log for the actual replacement strategy.

---

**BC131D35****Explanation:**

Fatal firmware boot error.

**Response:**

The FRU callouts are calculated at the time of the failure. See the error log for the actual replacement strategy.

---

**BC131D36****Explanation:**

During processor/memory subsystem initialization, an error was encountered: Invalid data length.

**Response:**



The FRU callouts are calculated at the time of the failure. See the error log for the actual replacement strategy.

---

**BC131D37****Explanation:**

During processor/memory subsystem initialization, an error was encountered: MBOX send not supported in HBRT.

**Response:**

The FRU callouts are calculated at the time of the failure. See the error log for the actual replacement strategy.

---

**BC131D3B****Explanation:**

During processor/memory subsystem initialization, an error was encountered: Node for VPD is too large.

**Response:**

The FRU callouts are calculated at the time of the failure. See the error log for the actual replacement strategy.

---

**BC131D3C****Explanation:**

Firmware error writing VPD.

**Response:**

The FRU callouts are calculated at the time of the failure. See the error log for the actual replacement strategy.

---

**BC131D3D****Explanation:**

Runtime vital product data update failure.

**Response:**

The FRU callouts are calculated at the time of the failure. See the error log for the actual replacement strategy.

---

**BC131D3E****Explanation:**

Firmware configuration error.

**Response:**

The FRU callouts are calculated at the time of the failure. See the error log for the actual replacement strategy.

---

**BC131D3F****Explanation:**

Firmware error during boot.

**Response:**

The FRU callouts are calculated at the time of the failure. See the error log for the actual replacement strategy.

---

**BC131E01****Explanation:**

During processor/memory subsystem initialization, an error was encountered.

**Response:**

The FRU callouts are calculated at the time of the failure. Examine the error log for the actual replacement strategy.

---

**BC131E02****Explanation:**

During processor/memory subsystem initialization, an error was encountered.

**Response:**

The FRU callouts are calculated at the time of the failure. Examine the error log for the actual replacement strategy.

---

**BC131E03****Explanation:**

A problem occurred during the IPL of the system.

**Response:**

The FRU callouts are calculated at the time of the failure. Examine the error log for the actual replacement strategy.

---

**BC131E05****Explanation:**

A problem occurred during the IPL of the system.

**Response:**

The FRU callouts are calculated at the time of the failure. See the error log for the actual replacement strategy.

---

**BC131E06****Explanation:**

A problem occurred during the IPL of the system.

**Response:**

The FRU callouts are calculated at the time of the failure. Examine the error log for the actual replacement strategy.

---

**BC131E07****Explanation:**

Secure Boot firmware validation failed.

**Response:**

The FRU callouts are calculated at the time of the failure. See the error log for the actual replacement strategy.

---

**BC131E09****Explanation:**

Unexpected internal firmware error.

**Response:**

The FRU callouts are calculated at the time of the failure. See the error log for the actual replacement strategy.

---

**BC131E0B****Explanation:**

Security failure occurred during the IPL of the system.

**Response:**

The FRU callouts are calculated at the time of the failure. See the error log for the actual replacement strategy.

---

**BC131E0C****Explanation:**

Boot firmware integrity issue; Reinstall boot firmware.

**Response:**

The FRU callouts are calculated at the time of the failure. See the error log for the actual replacement strategy.

---

**BC131E0D****Explanation:**

Firmware Error.

**Response:**

The FRU callouts are calculated at the time of the failure. See the error log for the actual replacement strategy.

---

**BC131E0E****Explanation:**

Platform security problem detected.

**Response:**

The FRU callouts are calculated at the time of the failure. See the error log for the actual replacement strategy.

---

**BC131E0F****Explanation:**

Firmware Error.

**Response:**

The FRU callouts are calculated at the time of the failure. See the error log for the actual replacement strategy.

---

**BC131E10****Explanation:**

Firmware Error.

**Response:**

The FRU callouts are calculated at the time of the failure. See the error log for the actual replacement strategy.

---

**BC131E11****Explanation:**

Firmware Error.

**Response:**

The FRU callouts are calculated at the time of the failure. See the error log for the actual replacement strategy.

---

**BC131E12****Explanation:**

Firmware Error.

**Response:**

The FRU callouts are calculated at the time of the failure. See the error log for the actual replacement strategy.

---

**BC131E13****Explanation:**

Boot firmware integrity issue; Reinstall boot firmware.

**Response:**

The FRU callouts are calculated at the time of the failure. See the error log for the actual replacement strategy.

---

**BC131E14****Explanation:**

Secure Boot failure.

**Response:**

The FRU callouts are calculated at the time of the failure. See the error log for the actual replacement strategy.

---

**BC131E15****Explanation:**

Planar jumper configuration.

**Response:**

The FRU callouts are calculated at the time of the failure. See the error log for the actual replacement strategy.

---

**BC131E16****Explanation:**

A problem occurred during the IPL of the system.

**Response:**

The FRU callouts are calculated at the time of the failure. See the error log for the actual replacement strategy.

---

**BC131E17****Explanation:**

Could not allocate any requested SMF memory.

**Response:**

The FRU callouts are calculated at the time of the failure. See the error log for the actual replacement strategy.

---

**BC131E18**

**Explanation:**

SMF secure memory allocation request altered to satisfy memory allocation rules.

**Response:**

The FRU callouts are calculated at the time of the failure. See the error log for the actual replacement strategy.

---

**BC131E20****Explanation:**

Secure Boot failure.

**Response:**

The FRU callouts are calculated at the time of the failure. See the error log for the actual replacement strategy.

---

**BC131E21****Explanation:**

Secure Boot failure.

**Response:**

The FRU callouts are calculated at the time of the failure. See the error log for the actual replacement strategy.

---

**BC131E22****Explanation:**

Secure Boot failure.

**Response:**

The FRU callouts are calculated at the time of the failure. See the error log for the actual replacement strategy.

---

**BC131E23****Explanation:**

Secure Boot failure.

**Response:**

The FRU callouts are calculated at the time of the failure. See the error log for the actual replacement strategy.

---

**BC131E24****Explanation:**

Secure Boot failure.

**Response:**

The FRU callouts are calculated at the time of the failure. See the error log for the actual replacement strategy.

---

**BC131E25****Explanation:**

Secure Boot failure.

**Response:**

The FRU callouts are calculated at the time of the failure. See the error log for the actual replacement strategy.

---

**BC131E26****Explanation:**

Secure Boot failure.

**Response:**

The FRU callouts are calculated at the time of the failure. See the error log for the actual replacement strategy.

---

**BC131E27****Explanation:**

Secure Boot failure.

**Response:**

The FRU callouts are calculated at the time of the failure. See the error log for the actual replacement strategy.

---

**BC131E28****Explanation:**

Secure Boot failure.

**Response:**

The FRU callouts are calculated at the time of the failure. See the error log for the actual replacement strategy.

---

**BC131E29****Explanation:**

Secure Boot failure.

**Response:**

The FRU callouts are calculated at the time of the failure. See the error log for the actual replacement strategy.

---

**BC131E2A****Explanation:**

Secure Boot failure.

**Response:**

The FRU callouts are calculated at the time of the failure. See the error log for the actual replacement strategy.

---

**BC131E2B****Explanation:**

Secure Boot failure.

**Response:**

The FRU callouts are calculated at the time of the failure. See the error log for the actual replacement strategy.

---

**BC131E2D****Explanation:**

During processor/memory subsystem initialization, an error was encountered: Could not fetch primary TPM's Log.

**Response:**

The FRU callouts are calculated at the time of the failure. See the error log for the actual replacement strategy.

---

**BC131E30**

**Explanation:**

Trusted Boot failure.

**Response:**

The FRU callouts are calculated at the time of the failure. See the error log for the actual replacement strategy.

---

**BC131E31**

**Explanation:**

Trusted Boot failure.

**Response:**

The FRU callouts are calculated at the time of the failure. See the error log for the actual replacement strategy.

---

**BC131E32**

**Explanation:**

Trusted Boot failure.

**Response:**

The FRU callouts are calculated at the time of the failure. See the error log for the actual replacement strategy.

---

**BC131E33**

**Explanation:**

Trusted Boot failure.

**Response:**

The FRU callouts are calculated at the time of the failure. See the error log for the actual replacement strategy.

---

**BC131E34**

**Explanation:**

Trusted Boot failure.

**Response:**

The FRU callouts are calculated at the time of the failure. See the error log for the actual replacement strategy.

---

**BC131E41**

**Explanation:**

A problem occurred during the IPL of the system.

**Response:**

The FRU callouts are calculated at the time of the failure. See the error log for the actual replacement strategy.

---

**BC131E42**

**Explanation:**

A problem occurred during the IPL of the system.

**Response:**

The FRU callouts are calculated at the time of the failure. See the error log for the actual replacement strategy.

---

**BC131E43**

**Explanation:**

A problem occurred during the IPL of the system.

**Response:**

The FRU callouts are calculated at the time of the failure. See the error log for the actual replacement strategy.

---

**BC131E44**

**Explanation:**

Physical Presence was Asserted.

**Response:**

The FRU callouts are calculated at the time of the failure. See the error log for the actual replacement strategy.

---

**BC131E45**

**Explanation:**

Re-IPLing to open a Physical Presence Window.

**Response:**

The FRU callouts are calculated at the time of the failure. See the error log for the actual replacement strategy.

---

**BC131E46**

**Explanation:**

A problem occurred during the IPL of the system.

**Response:**

The FRU callouts are calculated at the time of the failure. See the error log for the actual replacement strategy.

---

**BC131E47**

**Explanation:**

Detected Special Key Clear Request.

**Response:**

The FRU callouts are calculated at the time of the failure. See the error log for the actual replacement strategy.

---

**BC131EA8**

**Explanation:**

During processor/memory subsystem initialization, an error was encountered: Unsupported command code during unmarshal.

**Response:**

The FRU callouts are calculated at the time of the failure. See the error log for the actual replacement strategy.

---

**BC131EA9**

**Explanation:**

During processor/memory subsystem initialization, an error was encountered: Unmarshaling error detected.

**Response:**

The FRU callouts are calculated at the time of the failure. See the error log for the actual replacement strategy.

---

**BC131EAA**

**Explanation:**

During processor/memory subsystem initialization, an error was encountered: TPM log buffer add failure.

**Response:**

The FRU callouts are calculated at the time of the failure. See the error log for the actual replacement strategy.

---

**BC131F01**

**Explanation:**

During processor/memory subsystem initialization, an error was encountered: IPC service provider received an unexpected message.

**Response:**

The FRU callouts are calculated at the time of the failure. See the error log for the actual replacement strategy.

---

**BC132026**

**Explanation:**

Hardware access error while initializing power management hardware.

**Response:**

Consult FRU list to determine exact failure.

---

**BC132027**

**Explanation:**

Hardware access error while initializing power management hardware.

**Response:**

Consult FRU list to determine exact failure.

---

**BC132030**

**Explanation:**

Error accessing VPD information while initializing power management hardware.

---

**Response:**

Consult FRU list to determine exact failure.

---

**BC132031**

**Explanation:**

Error accessing VPD information while initializing power management hardware.

**Response:**

Consult FRU list to determine exact failure.

---

**BC132033**

**Explanation:**

Error accessing VPD information while initializing power management hardware.

**Response:**

Consult FRU list to determine exact failure.

---

**BC132034**

**Explanation:**

Error accessing VPD information while initializing power management hardware.

**Response:**

Consult FRU list to determine exact failure.

---

**BC132035**

**Explanation:**

Error accessing VPD information while initializing power management hardware.

**Response:**

Consult FRU list to determine exact failure.

---

**BC13203B**

**Explanation:**

Hardware error while initializing power management hardware.

**Response:**

Consult FRU list to determine exact failure.

---

**BC13203D**

**Explanation:**

Error while initializing power management hardware.

**Response:**

Consult FRU list to determine exact failure.

---

**BC132101**

**Explanation:**

During processor/memory subsystem initialization, an error was encountered.

**Response:**

The FRU callouts are calculated at the time of the failure. Examine the error log for the actual replacement strategy.

---

**BC132102**

**Explanation:**

During processor/memory subsystem initialization, an error was encountered.

**Response:**

The FRU callouts are calculated at the time of the failure. Examine the error log for the actual replacement strategy.

---

**BC132201****Explanation:**

A problem occurred while updating processor boot code.

**Response:**

The FRU callouts are calculated at the time of the failure. See the error log for the actual replacement strategy.

---

**BC132202****Explanation:**

A problem occurred while updating processor boot code.

**Response:**

The FRU callouts are calculated at the time of the failure. See the error log for the actual replacement strategy.

---

**BC132203****Explanation:**

A problem occurred while updating processor boot code.

**Response:**

The FRU callouts are calculated at the time of the failure. See the error log for the actual replacement strategy.

---

**BC132204****Explanation:**

A problem occurred while updating processor boot code.

**Response:**

The FRU callouts are calculated at the time of the failure. See the error log for the actual replacement strategy.

---

**BC132206****Explanation:**

A problem occurred while updating processor boot code.

**Response:**

The FRU callouts are calculated at the time of the failure. See the error log for the actual replacement strategy.

---

**BC132207****Explanation:**

A problem occurred while updating processor boot code.

**Response:**

The FRU callouts are calculated at the time of the failure. See the error log for the actual replacement strategy.

---

**BC132208****Explanation:**

A problem occurred while updating processor boot code.

**Response:**

The FRU callouts are calculated at the time of the failure. See the error log for the actual replacement strategy.

---

**BC13220A****Explanation:**

A problem occurred while updating processor boot code.

**Response:**

The FRU callouts are calculated at the time of the failure. See the error log for the actual replacement strategy.

---

**BC13220B****Explanation:**

A problem occurred while updating processor boot code.

**Response:**

The FRU callouts are calculated at the time of the failure. See the error log for the actual replacement strategy.

---

**BC13220D****Explanation:**

A problem occurred while updating processor boot code.

**Response:**

The FRU callouts are calculated at the time of the failure. See the error log for the actual replacement strategy.

---

**BC13220E****Explanation:**

During processor/memory subsystem initialization, an error was encountered: Invalid Boot SEEPROM Side Found.

**Response:**

The FRU callouts are calculated at the time of the failure. See the error log for the actual replacement strategy.

---

**BC13220F****Explanation:**

ECC or Data Mismatch Fail Reading Back Self Boot Engine (SBE) Version Information.

**Response:**

The FRU callouts are calculated at the time of the failure. See the error log for the actual replacement strategy.

---

**BC132210**

**Explanation:**

A problem occurred while updating processor boot code.

**Response:**

The FRU callouts are calculated at the time of the failure. See the error log for the actual replacement strategy.

---

**BC132211**

**Explanation:**

A problem occurred while updating processor boot code.

**Response:**

The FRU callouts are calculated at the time of the failure. See the error log for the actual replacement strategy.

---

**BC132212**

**Explanation:**

Successful Update of Self Boot Engine (SBE) SEEPROM SBE Version Information.

**Response:**

The FRU callouts are calculated at the time of the failure. See the error log for the actual replacement strategy.

---

**BC132213**

**Explanation:**

Self Boot Engine (SBE) Version Mismatch with Master Target.

**Response:**

The FRU callouts are calculated at the time of the failure. See the error log for the actual replacement strategy.

---

**BC132214**

**Explanation:**

During processor/memory subsystem initialization, an error was encountered: Error Associated with Updating this Target.

**Response:**

The FRU callouts are calculated at the time of the failure. See the error log for the actual replacement strategy.

---

**BC132215**

**Explanation:**

Self Boot Engine (SBE) Image Version Mismatch with Master Target.

**Response:**

The FRU callouts are calculated at the time of the failure. See the error log for the actual replacement strategy.

---

**BC132216**

**Explanation:**

A problem occurred while updating processor boot code.

**Response:**

The FRU callouts are calculated at the time of the failure. See the error log for the actual replacement strategy.

---

**BC132217**

**Explanation:**

Unsupported system configuration.

**Response:**

The FRU callouts are calculated at the time of the failure. See the error log for the actual replacement strategy.

---

**BC132218**

**Explanation:**

Unsupported system configuration.

**Response:**

The FRU callouts are calculated at the time of the failure. See the error log for the actual replacement strategy.

---

**BC132219**

**Explanation:**

A problem occurred while updating processor boot code.

**Response:**

The FRU callouts are calculated at the time of the failure. See the error log for the actual replacement strategy.

---

**BC13221A**

**Explanation:**

A problem occurred while updating processor boot code.

**Response:**

The FRU callouts are calculated at the time of the failure. See the error log for the actual replacement strategy.

---

**BC13221B**

**Explanation:**

SBE is not being updated.

**Response:**

The FRU callouts are calculated at the time of the failure. See the error log for the actual replacement strategy.

---

**BC13221D****Explanation:**

Chip level is invalid.

**Response:**

The FRU callouts are calculated at the time of the failure. See the error log for the actual replacement strategy.

---

**BC13221E****Explanation:**

A problem occurred while updating processor boot code.

**Response:**

The FRU callouts are calculated at the time of the failure. See the error log for the actual replacement strategy.

---

**BC13221F****Explanation:**

A problem occurred while updating processor boot code.

**Response:**

The FRU callouts are calculated at the time of the failure. See the error log for the actual replacement strategy.

---

**BC132300****Explanation:**

A problem occurred during the IPL of the system.

**Response:**

The FRU callouts are calculated at the time of the failure. See the error log for the actual replacement strategy.

---

**BC132301****Explanation:**

A problem occurred during the IPL of the system.

**Response:**

The FRU callouts are calculated at the time of the failure. See the error log for the actual replacement strategy.

---

**BC132302****Explanation:**

A problem occurred during the IPL of the system.

**Response:**

The FRU callouts are calculated at the time of the failure. See the error log for the actual replacement strategy.

---

**BC132303****Explanation:**

A problem occurred during the IPL of the system.

**Response:**

The FRU callouts are calculated at the time of the failure. See the error log for the actual replacement strategy.

---

**BC132310****Explanation:**

A problem occurred during the IPL of the system.

**Response:**

The FRU callouts are calculated at the time of the failure. See the error log for the actual replacement strategy.

---

**BC132401****Explanation:**

Firmware error accessing internal bus during IPL.

**Response:**

The FRU callouts are calculated at the time of the failure. See the error log for the actual replacement strategy.

---

**BC132402****Explanation:**

Hardware error accessing internal bus during IPL.

**Response:**

The FRU callouts are calculated at the time of the failure. See the error log for the actual replacement strategy.

---

**BC132403****Explanation:**

Firmware error accessing internal bus during IPL.

**Response:**

The FRU callouts are calculated at the time of the failure. See the error log for the actual replacement strategy.

---

**BC132404****Explanation:**

Error(s) found in OPB Status Register.

**Response:**

The FRU callouts are calculated at the time of the failure. See the error log for the actual replacement strategy.

---

**BC132405****Explanation:**

Unsupported Reset Level requested.

**Response:**

The FRU callouts are calculated at the time of the failure. See the error log for the actual replacement strategy.



---

**BC132406****Explanation:**

Firmware error during boot flash diagnostics.

**Response:**

The FRU callouts are calculated at the time of the failure. See the error log for the actual replacement strategy.

---

**BC132407****Explanation:**

Firmware error during boot flash diagnostics.

**Response:**

The FRU callouts are calculated at the time of the failure. See the error log for the actual replacement strategy.

---

**BC132408****Explanation:**

Firmware error during boot flash diagnostics.

**Response:**

The FRU callouts are calculated at the time of the failure. See the error log for the actual replacement strategy.

---

**BC132409****Explanation:**

Firmware error during boot flash diagnostics.

**Response:**

The FRU callouts are calculated at the time of the failure. See the error log for the actual replacement strategy.

---

**BC13240A****Explanation:**

Error(s) found in LPCHC Status Register.

**Response:**

The FRU callouts are calculated at the time of the failure. See the error log for the actual replacement strategy.

---

**BC132501****Explanation:**

Firmware error during system boot.

**Response:**

The FRU callouts are calculated at the time of the failure. See the error log for the actual replacement strategy.

---

**BC132502****Explanation:**

Firmware error.

**Response:**

The FRU callouts are calculated at the time of the failure. See the error log for the actual replacement strategy.

---

**BC132503****Explanation:**

Firmware error during IPMI event handling.

**Response:**

The FRU callouts are calculated at the time of the failure. See the error log for the actual replacement strategy.

---

**BC132504****Explanation:**

During processor/memory subsystem initialization, an error was encountered: Command not valid for this sensor.

**Response:**

The FRU callouts are calculated at the time of the failure. See the error log for the actual replacement strategy.

---

**BC132505****Explanation:**

During processor/memory subsystem initialization, an error was encountered: Set sensor reading command failed.

**Response:**

The FRU callouts are calculated at the time of the failure. See the error log for the actual replacement strategy.

---

**BC132506****Explanation:**

During processor/memory subsystem initialization, an error was encountered: Set sensor reading command failed.

**Response:**

The FRU callouts are calculated at the time of the failure. See the error log for the actual replacement strategy.

---

**BC132507****Explanation:**

During processor/memory subsystem initialization, an error was encountered: Requested sensor is not present.

**Response:**

The FRU callouts are calculated at the time of the failure. See the error log for the actual replacement strategy.

---

**BC132508****Explanation:**

During processor/memory subsystem initialization, an error was encountered: Set sensor reading command failed.

**Response:**

The FRU callouts are calculated at the time of the failure. See the error log for the actual replacement strategy.

---

**BC132509**

**Explanation:**

Unexpected IPMI completion code from the BMC.

**Response:**

The FRU callouts are calculated at the time of the failure. See the error log for the actual replacement strategy.

---

**BC13250A**

**Explanation:**

The DCMI command to retrieve the power limit data from the BMC has failed, the user defined power limit cannot be applied.

**Response:**

The FRU callouts are calculated at the time of the failure. See the error log for the actual replacement strategy.

---

**BC13250B**

**Explanation:**

Request to get sensor reading IPMI completion code can be seen in userdata1 field of the log.

**Response:**

The FRU callouts are calculated at the time of the failure. See the error log for the actual replacement strategy.

---

**BC13250C**

**Explanation:**

During processor/memory subsystem initialization, an error was encountered: Request to get sensor type form the bmc failed.

**Response:**

The FRU callouts are calculated at the time of the failure. See the error log for the actual replacement strategy.

---

**BC13250D**

**Explanation:**

Unable to determine sensor information.

**Response:**

The FRU callouts are calculated at the time of the failure. See the error log for the actual replacement strategy.

---

**BC13250E**

**Explanation:**

During processor/memory subsystem initialization, an error was encountered: VPD data is invalid size.

**Response:**

The FRU callouts are calculated at the time of the failure. See the error log for the actual replacement strategy.

---

**BC13250F**

**Explanation:**

The passed in sensor number is not valid.

**Response:**

The FRU callouts are calculated at the time of the failure. See the error log for the actual replacement strategy.

---

**BC132510**

**Explanation:**

Unable to find a valid sensor setting.

**Response:**

The FRU callouts are calculated at the time of the failure. See the error log for the actual replacement strategy.

---

**BC132601**

**Explanation:**

During processor/memory subsystem initialization, an error was encountered: OCC is not valid.

**Response:**

The FRU callouts are calculated at the time of the failure. See the error log for the actual replacement strategy.

---

**BC132602**

**Explanation:**

During processor/memory subsystem initialization, an error was encountered: Throttle numerator calculated doesn't meet min utilization.

**Response:**

The FRU callouts are calculated at the time of the failure. See the error log for the actual replacement strategy.

---

**BC132603**

**Explanation:**

During processor/memory subsystem initialization, an error was encountered: Throttle HW procedure calculated an invalid numerator value.

**Response:**

The FRU callouts are calculated at the time of the failure. See the error log for the actual replacement strategy.

---

**BC132605**

**Explanation:**

During processor/memory subsystem initialization, an error was encountered: OCC not ready for target state.

**Response:**

The FRU callouts are calculated at the time of the failure. See the error log for the actual replacement strategy.

---

**BC132606**

**Explanation:**

During processor/memory subsystem initialization, an error was encountered: Unable to read attributes.

**Response:**

The FRU callouts are calculated at the time of the failure. See the error log for the actual replacement strategy.

---

**BC13260E**

**Explanation:**

During processor/memory subsystem initialization, an error was encountered: Unable to send cmd to OCC exception.

**Response:**

The FRU callouts are calculated at the time of the failure. See the error log for the actual replacement strategy.

---

**BC132616**

**Explanation:**

During processor/memory subsystem initialization, an error was encountered: Homer pointer is nullptr, unable to communicate with the OCCs. Leaving system in safe mode.

**Response:**

The FRU callouts are calculated at the time of the failure. See the error log for the actual replacement strategy.

---

**BC132618**

**Explanation:**

During processor/memory subsystem initialization, an error was encountered: Invalid response length received.

**Response:**

The FRU callouts are calculated at the time of the failure. See the error log for the actual replacement strategy.

---

**BC132619**

**Explanation:**

During processor/memory subsystem initialization, an error was encountered: OCC response had checksum failure.

**Response:**

The FRU callouts are calculated at the time of the failure. See the error log for the actual replacement strategy.

---

**BC13261B**

**Explanation:**

During processor/memory subsystem initialization, an error was encountered: Invalid length in OCC response.

**Response:**

The FRU callouts are calculated at the time of the failure. See the error log for the actual replacement strategy.

---

**BC13261C**

**Explanation:**

During processor/memory subsystem initialization, an error was encountered: Invalid POLL response length.

**Response:**

The FRU callouts are calculated at the time of the failure. See the error log for the actual replacement strategy.

---

**BC13261D**

**Explanation:**

During processor/memory subsystem initialization, an error was encountered: Bad FRU data received in OCC error log.

**Response:**

The FRU callouts are calculated at the time of the failure. See the error log for the actual replacement strategy.

---

**BC132622**

**Explanation:**

During processor/memory subsystem initialization, an error was encountered: Invalid role is POLL response.

**Response:**

The FRU callouts are calculated at the time of the failure. See the error log for the actual replacement strategy.

---

**BC132623**

**Explanation:**

During processor/memory subsystem initialization, an error was encountered: Invalid OCC state requested.

**Response:**

The FRU callouts are calculated at the time of the failure. See the error log for the actual replacement strategy.

---

**BC132624**

**Explanation:**

During processor/memory subsystem initialization, an error was encountered: OCC comm not established or command is not supported.

**Response:**

The FRU callouts are calculated at the time of the failure. See the error log for the actual replacement strategy.

---

**BC132625**

**Explanation:**

During processor/memory subsystem initialization, an error was encountered: OCCs were not loaded/started successfully.

**Response:**

The FRU callouts are calculated at the time of the failure. See the error log for the actual replacement strategy.

---

**BC132626**

**Explanation:**

During processor/memory subsystem initialization, an error was encountered: OCC did not change to requested state.

**Response:**

The FRU callouts are calculated at the time of the failure. See the error log for the actual replacement strategy.

---

**BC132635**

**Explanation:**

During processor/memory subsystem initialization, an error was encountered: Timeout waiting for OCC response.

**Response:**

The FRU callouts are calculated at the time of the failure. See the error log for the actual replacement strategy.

---

**BC132645**

**Explanation:**

During processor/memory subsystem initialization, an error was encountered: No OCC target found for proc Target,.

**Response:**

The FRU callouts are calculated at the time of the failure. See the error log for the actual replacement strategy.

---

**BC132655**

**Explanation:**

During processor/memory subsystem initialization, an error was encountered: No OCC master was found.

**Response:**

The FRU callouts are calculated at the time of the failure. See the error log for the actual replacement strategy.

---

**BC132656**

**Explanation:**

During processor/memory subsystem initialization, an error was encountered: OCC reset threshold reached. Leaving OCCs in reset state.

**Response:**

The FRU callouts are calculated at the time of the failure. See the error log for the actual replacement strategy.

---

**BC132663**

**Explanation:**

During processor/memory subsystem initialization, an error was encountered: Invalid OCC error log data.

**Response:**

The FRU callouts are calculated at the time of the failure. See the error log for the actual replacement strategy.

---

**BC13267D**

**Explanation:**

During processor/memory subsystem initialization, an error was encountered: Bad FRU data received in OCC error log.

**Response:**

The FRU callouts are calculated at the time of the failure. See the error log for the actual replacement strategy.

---

**BC13267F**

**Explanation:**

During processor/memory subsystem initialization, an error was encountered: No FRU callouts found for non-info OCC Error.

**Response:**

The FRU callouts are calculated at the time of the failure. See the error log for the actual replacement strategy.

---

**BC132701**

**Explanation:**

During processor/memory subsystem initialization, an error was encountered: Invalid operation type.

**Response:**

The FRU callouts are calculated at the time of the failure. See the error log for the actual replacement strategy.

---

**BC132702**

**Explanation:**

A problem was detected during the IPL of the system: Device type not supported.

**Response:**

The FRU callouts are calculated at the time of the failure. See the error log for the actual replacement strategy.

---

**BC132703**

**Explanation:**

Unexpected trusted boot related failure.

**Response:**

The FRU callouts are calculated at the time of the failure. See the error log for the actual replacement strategy.

---

**BC132704**

**Explanation:**

During processor/memory subsystem initialization, an error was encountered: Invalid Trusted Platform Module (TPM) chip to access.

**Response:**

The FRU callouts are calculated at the time of the failure. See the error log for the actual replacement strategy.

---

**BC132705**

**Explanation:**

During processor/memory subsystem initialization, an error was encountered: I2C master entity path doesn't exist.

**Response:**

The FRU callouts are calculated at the time of the failure. See the error log for the actual replacement strategy.

---

**BC132706**

**Explanation:**

During processor/memory subsystem initialization, an error was encountered: I2C master path target is null.

**Response:**

The FRU callouts are calculated at the time of the failure. See the error log for the actual replacement strategy.

---

**BC132707**

**Explanation:**

During processor/memory subsystem initialization, an error was encountered: Invalid address offset size.

**Response:**

The FRU callouts are calculated at the time of the failure. See the error log for the actual replacement strategy.

---

**BC132708**

**Explanation:**

A problem occurred during the IPL of the system: TPM buffer is too large.

**Response:**

The FRU callouts are calculated at the time of the failure. See the error log for the actual replacement strategy.

---

**BC132709**

**Explanation:**

A problem occurred during the IPL of the system: TPM underflow.

**Response:**

The FRU callouts are calculated at the time of the failure. See the error log for the actual replacement strategy.

---

**BC13270A**

**Explanation:**

A problem occurred during the IPL of the system: TPM timeout.

**Response:**

The FRU callouts are calculated at the time of the failure. See the error log for the actual replacement strategy.

---

**BC13270B**

**Explanation:**

During processor/memory subsystem initialization, an error was encountered: Invalid operation type.

**Response:**

The FRU callouts are calculated at the time of the failure. See the error log for the actual replacement strategy.

---

**BC13270C**

**Explanation:**

During processor/memory subsystem initialization, an error was encountered: Invalid address offset size.

**Response:**

The FRU callouts are calculated at the time of the failure. See the error log for the actual replacement strategy.

---

**BC13270D**

**Explanation:**

A trusted platform module (TPM) that was expected to be present was not detected properly.

**Response:**

The FRU callouts are calculated at the time of the failure. See the error log for the actual replacement strategy.

---

**BC13270E**

**Explanation:**

Trusted boot problem detected.

**Response:**

The FRU callouts are calculated at the time of the failure. See the error log for the actual replacement strategy.

---

**BC13270F****Explanation:**

Trusted boot problem detected.

**Response:**

The FRU callouts are calculated at the time of the failure. See the error log for the actual replacement strategy.

---

**BC132710****Explanation:**

Unexpected trusted boot related failure.

**Response:**

The FRU callouts are calculated at the time of the failure. See the error log for the actual replacement strategy.

---

**BC132711****Explanation:**

Unexpected trusted boot related failure.

**Response:**

The FRU callouts are calculated at the time of the failure. See the error log for the actual replacement strategy.

---

**BC132801****Explanation:**

Firmware error communicating with boot device.

**Response:**

The FRU callouts are calculated at the time of the failure. See the error log for the actual replacement strategy.

---

**BC132802****Explanation:**

Firmware error communicating with boot device.

**Response:**

The FRU callouts are calculated at the time of the failure. See the error log for the actual replacement strategy.

---

**BC132803****Explanation:**

Firmware error communicating with boot device.

**Response:**

The FRU callouts are calculated at the time of the failure. See the error log for the actual replacement strategy.

---

**BC132804****Explanation:**

Firmware error communicating with boot device.

**Response:**

The FRU callouts are calculated at the time of the failure. See the error log for the actual replacement strategy.

---

**BC132806****Explanation:**

Firmware logic bug detected.

**Response:**

The FRU callouts are calculated at the time of the failure. See the error log for the actual replacement strategy.

---

**BC132810****Explanation:**

During processor/memory subsystem initialization, an error was encountered: Timeout waiting for upstream FIFO to have room to write.

**Response:**

The FRU callouts are calculated at the time of the failure. See the error log for the actual replacement strategy.

---

**BC132811****Explanation:**

During processor/memory subsystem initialization, an error was encountered: EOT not received before downstream buffer full.

**Response:**

The FRU callouts are calculated at the time of the failure. See the error log for the actual replacement strategy.

---

**BC132812****Explanation:**

During processor/memory subsystem initialization, an error was encountered: The distance to the status header is not within the response buffer.

**Response:**

The FRU callouts are calculated at the time of the failure. See the error log for the actual replacement strategy.

---

**BC132813****Explanation:**

During processor/memory subsystem initialization, an error was encountered: Status header does not start with magic number or non-zero primary or secondary status.

**Response:**

The FRU callouts are calculated at the time of the failure. See the error log for the actual replacement strategy.

---

**BC132814****Explanation:**

During processor/memory subsystem initialization, an error was encountered: Timeout waiting for downstream FIFO to have data to receive.

**Response:**

The FRU callouts are calculated at the time of the failure. See the error log for the actual replacement strategy.

---

**BC132815****Explanation:**

Firmware error communicating with boot device.

**Response:**

The FRU callouts are calculated at the time of the failure. See the error log for the actual replacement strategy.

---

**BC132816****Explanation:**

Firmware error communicating with boot device.

**Response:**

The FRU callouts are calculated at the time of the failure. See the error log for the actual replacement strategy.

---

**BC132817****Explanation:**

Firmware error communicating with boot device.

**Response:**

The FRU callouts are calculated at the time of the failure. See the error log for the actual replacement strategy.

---

**BC132818****Explanation:**

Firmware error communicating with boot device.

**Response:**

The FRU callouts are calculated at the time of the failure. See the error log for the actual replacement strategy.

---

**BC132819****Explanation:**

Firmware error communicating with boot device.

**Response:**

The FRU callouts are calculated at the time of the failure. See the error log for the actual replacement strategy.

---

**BC13281A****Explanation:**

During processor/memory subsystem initialization, an error was encountered: If the size of the FFDC package exceeds our allocated buffer size, we log it.

**Response:**

The FRU callouts are calculated at the time of the failure. See the error log for the actual replacement strategy.

---

**BC132831****Explanation:**

Firmware error communicating with boot device.

**Response:**

The FRU callouts are calculated at the time of the failure. See the error log for the actual replacement strategy.

---

**BC132832****Explanation:**

Firmware error communicating with boot device.

**Response:**

The FRU callouts are calculated at the time of the failure. See the error log for the actual replacement strategy.

---

**BC132833****Explanation:**

Firmware error communicating with boot device.

**Response:**

The FRU callouts are calculated at the time of the failure. See the error log for the actual replacement strategy.

---

**BC132834****Explanation:**

Firmware error communicating with boot device.

**Response:**

The FRU callouts are calculated at the time of the failure. See the error log for the actual replacement strategy.

---

**BC132835****Explanation:**

Firmware error communicating with boot device.

**Response:**

The FRU callouts are calculated at the time of the failure. See the error log for the actual replacement strategy.

---

**BC132836****Explanation:**

Firmware error communicating with boot device.

**Response:**

The FRU callouts are calculated at the time of the failure. See the error log for the actual replacement strategy.

---

**BC132837****Explanation:**

Firmware error communicating with boot device.

**Response:**

The FRU callouts are calculated at the time of the failure. See the error log for the actual replacement strategy.

---

**BC132838****Explanation:**

Firmware error communicating with boot device.

**Response:**

The FRU callouts are calculated at the time of the failure. See the error log for the actual replacement strategy.

---

**BC132839****Explanation:**

Firmware error communicating with boot device.

**Response:**

The FRU callouts are calculated at the time of the failure. See the error log for the actual replacement strategy.

---

**BC13283A****Explanation:**

Firmware error communicating with boot device.

**Response:**

The FRU callouts are calculated at the time of the failure. See the error log for the actual replacement strategy.

---

**BC13283B****Explanation:**

Firmware error communicating with boot device.

**Response:**

The FRU callouts are calculated at the time of the failure. See the error log for the actual replacement strategy.

---

**BC13283C****Explanation:**

Firmware error communicating with boot device.

**Response:**

The FRU callouts are calculated at the time of the failure. See the error log for the actual replacement strategy.

---

**BC13283D****Explanation:**

During processor/memory subsystem initialization, an error was encountered: Unable to inform OPAL of SBE failure.

**Response:**

The FRU callouts are calculated at the time of the failure. See the error log for the actual replacement strategy.

---

**BC132850****Explanation:**

A problem occurred during the IPL.

**Response:**

The FRU callouts are calculated at the time of the failure. See the error log for the actual replacement strategy.

---

**BC132851****Explanation:**

A problem occurred during the IPL.

**Response:**

The FRU callouts are calculated at the time of the failure. See the error log for the actual replacement strategy.

---

**BC132852****Explanation:**

During processor/memory subsystem initialization, an error was encountered: SBE booted from unexpected side.

**Response:**

The FRU callouts are calculated at the time of the failure. See the error log for the actual replacement strategy.

---

**BC132853****Explanation:**

Processor Error.

**Response:**

The FRU callouts are calculated at the time of the failure. See the error log for the actual replacement strategy.

---

**BC132854****Explanation:**

Processor Error.

**Response:**

The FRU callouts are calculated at the time of the failure. See the error log for the actual replacement strategy.

---

**BC132856****Explanation:**

During processor/memory subsystem initialization, an error was encountered: This function was called



incorrectly or there is a new enum that is not handled yet.

**Response:**

The FRU callouts are calculated at the time of the failure. See the error log for the actual replacement strategy.

---

**BC132857**

**Explanation:**

FFDC associated with boot device failing to boot.

**Response:**

The FRU callouts are calculated at the time of the failure. See the error log for the actual replacement strategy.

---

**BC132858**

**Explanation:**

A processor in the system has failed to initialize.

**Response:**

The FRU callouts are calculated at the time of the failure. See the error log for the actual replacement strategy.

---

**BC13285B**

**Explanation:**

Extra FFDC gathered, marked information event.

**Response:**

The FRU callouts are calculated at the time of the failure. See the error log for the actual replacement strategy.

---

**BC13285C**

**Explanation:**

Processor Error.

**Response:**

The FRU callouts are calculated at the time of the failure. See the error log for the actual replacement strategy.

---

**BC13285D**

**Explanation:**

Processor Error.

**Response:**

The FRU callouts are calculated at the time of the failure. See the error log for the actual replacement strategy.

---

**BC13285E**

**Explanation:**

Processor Error.

**Response:**

The FRU callouts are calculated at the time of the failure. See the error log for the actual replacement strategy.

---

**BC13285F**

**Explanation:**

During processor/memory subsystem initialization, an error was encountered: Call to PSU Chip Op returned an unexpected message type.

**Response:**

The FRU callouts are calculated at the time of the failure. See the error log for the actual replacement strategy.

---

**BC132861**

**Explanation:**

During processor/memory subsystem initialization, an error was encountered: Could not register mailbox message queue.

**Response:**

The FRU callouts are calculated at the time of the failure. See the error log for the actual replacement strategy.

---

**BC132862**

**Explanation:**

Processor Error.

**Response:**

The FRU callouts are calculated at the time of the failure. See the error log for the actual replacement strategy.

---

**BC132BA0**

**Explanation:**

Failure detected in security subsystem.

**Response:**

The FRU callouts are calculated at the time of the failure. See the error log for the actual replacement strategy.

---

**BC132BA2**

**Explanation:**

Failure detected in security subsystem.

**Response:**

The FRU callouts are calculated at the time of the failure. See the error log for the actual replacement strategy.

---

**BC132BA3**

**Explanation:**

Failure detected in security subsystem.

**Response:**

The FRU callouts are calculated at the time of the failure. See the error log for the actual replacement strategy.

---

**BC132BA4**

**Explanation:**

Failure detected in security subsystem.

**Response:**

The FRU callouts are calculated at the time of the failure. See the error log for the actual replacement strategy.

---

**BC132BA5**

**Explanation:**

Failure detected in security subsystem.

**Response:**

The FRU callouts are calculated at the time of the failure. See the error log for the actual replacement strategy.

---

**BC132BA6**

**Explanation:**

Failure detected in security subsystem.

**Response:**

The FRU callouts are calculated at the time of the failure. See the error log for the actual replacement strategy.

---

**BC132BA7**

**Explanation:**

Failure detected in security subsystem.

**Response:**

The FRU callouts are calculated at the time of the failure. See the error log for the actual replacement strategy.

---

**BC132BA8**

**Explanation:**

Failure detected in security subsystem.

**Response:**

The FRU callouts are calculated at the time of the failure. See the error log for the actual replacement strategy.

---

**BC132BA9**

**Explanation:**

During processor/memory subsystem initialization, an error was encountered: Unmarshal error while replaying tpm log.

**Response:**

The FRU callouts are calculated at the time of the failure. See the error log for the actual replacement strategy.

---

**BC132BAA**

**Explanation:**

TPM log overflow.

**Response:**

The FRU callouts are calculated at the time of the failure. See the error log for the actual replacement strategy.

---

**BC132BAB**

**Explanation:**

TPM log operation failure.

**Response:**

The FRU callouts are calculated at the time of the failure. See the error log for the actual replacement strategy.

---

**BC132BAC**

**Explanation:**

TPM log buffer init failure.

**Response:**

The FRU callouts are calculated at the time of the failure. See the error log for the actual replacement strategy.

---

**BC132BAD**

**Explanation:**

The system is configured for Secure Boot and trusted platform module required mode; a functional boot processor trusted platform module is required to boot the system (or node, if multi-node system), but none are available. Therefore, the system (or node, if multi-node system) will terminate. Trusted platform module required mode may be disabled via the appropriate systems management interface to allow platform boot without the remote trusted attestation capability. Look for other errors which call out the trusted platform module and follow the repair actions for these errors.

**Response:**

The FRU callouts are calculated at the time of the failure. See the error log for the actual replacement strategy.

---

**BC132BAE**

**Explanation:**

Failure detected in security subsystem.

**Response:**

The FRU callouts are calculated at the time of the failure. See the error log for the actual replacement strategy.

---

**BC132BAF**

**Explanation:**

Failure detected in security subsystem.

**Response:**

The FRU callouts are calculated at the time of the failure. See the error log for the actual replacement strategy.

---

**BC132BB0**

**Explanation:**

TPM log invalid format.

**Response:**

The FRU callouts are calculated at the time of the failure. See the error log for the actual replacement strategy.

---

**BC132BB1****Explanation:**

Trusted boot failure.

**Response:**

The FRU callouts are calculated at the time of the failure. See the error log for the actual replacement strategy.

---

**BC132BB2****Explanation:**

Firmware error during system boot.

**Response:**

The FRU callouts are calculated at the time of the failure. See the error log for the actual replacement strategy.

---

**BC132BB3****Explanation:**

Firmware error during system boot.

**Response:**

The FRU callouts are calculated at the time of the failure. See the error log for the actual replacement strategy.

---

**BC132BB4****Explanation:**

Platform security problem detected.

**Response:**

The FRU callouts are calculated at the time of the failure. See the error log for the actual replacement strategy.

---

**BC132BB5****Explanation:**

Failure detected in security subsystem.

**Response:**

The FRU callouts are calculated at the time of the failure. See the error log for the actual replacement strategy.

---

**BC132BB7****Explanation:**

Trusted Boot failure.

**Response:**

The FRU callouts are calculated at the time of the failure. See the error log for the actual replacement strategy.

---

**BC132BB8****Explanation:**

Trusted boot failure.

**Response:**

The FRU callouts are calculated at the time of the failure. See the error log for the actual replacement strategy.

---

**BC132BB9****Explanation:**

Trusted boot failure.

**Response:**

The FRU callouts are calculated at the time of the failure. See the error log for the actual replacement strategy.

---

**BC132BBA****Explanation:**

Trusted boot failure.

**Response:**

The FRU callouts are calculated at the time of the failure. See the error log for the actual replacement strategy.

---

**BC132BBB****Explanation:**

Trusted boot failure.

**Response:**

The FRU callouts are calculated at the time of the failure. See the error log for the actual replacement strategy.

---

**BC132BBC****Explanation:**

Trusted boot failure.

**Response:**

The FRU callouts are calculated at the time of the failure. See the error log for the actual replacement strategy.

---

**BC132BBD****Explanation:**

trustedboot failure.

**Response:**

The FRU callouts are calculated at the time of the failure. See the error log for the actual replacement strategy.

---

**BC133325****Explanation:**

During processor/memory subsystem initialization, an error was encountered: Unable to resolve other end of xbus.

---

**Response:**

The FRU callouts are calculated at the time of the failure. See the error log for the actual replacement strategy.

---

**BC133326****Explanation:**

During processor/memory subsystem initialization, an error was encountered: Unable to resolve other end of xbus.

**Response:**

The FRU callouts are calculated at the time of the failure. See the error log for the actual replacement strategy.

---

**BC133327****Explanation:**

Firmware Error.

**Response:**

The FRU callouts are calculated at the time of the failure. See the error log for the actual replacement strategy.

---

**BC133328****Explanation:**

Firmware Error.

**Response:**

The FRU callouts are calculated at the time of the failure. See the error log for the actual replacement strategy.

---

**BC133329****Explanation:**

Firmware Error.

**Response:**

The FRU callouts are calculated at the time of the failure. See the error log for the actual replacement strategy.

---

**BC13332A****Explanation:**

Firmware Error.

**Response:**

The FRU callouts are calculated at the time of the failure. See the error log for the actual replacement strategy.

---

**BC13332B****Explanation:**

Firmware Error.

**Response:**

The FRU callouts are calculated at the time of the failure. See the error log for the actual replacement strategy.

---

**BC13332C****Explanation:**

Firmware Error.

**Response:**

The FRU callouts are calculated at the time of the failure. See the error log for the actual replacement strategy.

---

**BC13332D****Explanation:**

Firmware Error or unsupported part.

**Response:**

The FRU callouts are calculated at the time of the failure. See the error log for the actual replacement strategy.

---

**BC13332E****Explanation:**

Firmware Error.

**Response:**

The FRU callouts are calculated at the time of the failure. See the error log for the actual replacement strategy.

---

**BC13332F****Explanation:**

Firmware Error.

**Response:**

The FRU callouts are calculated at the time of the failure. See the error log for the actual replacement strategy.

---

**BC133330****Explanation:**

Firmware Error.

**Response:**

The FRU callouts are calculated at the time of the failure. See the error log for the actual replacement strategy.

---

**BC133331****Explanation:**

Firmware Error.

**Response:**

The FRU callouts are calculated at the time of the failure. See the error log for the actual replacement strategy.

---

**BC133332****Explanation:**

Firmware Error.

**Response:**

The FRU callouts are calculated at the time of the failure. See the error log for the actual replacement strategy.

---

**BC133333****Explanation:**

Firmware Error.

**Response:**

The FRU callouts are calculated at the time of the failure. See the error log for the actual replacement strategy.

---

**BC133334****Explanation:**

During processor/memory subsystem initialization, an error was encountered: platGetMBvdpdMemoryDataVersion could not find the expected 1 mba from the passed dimm target.

**Response:**

The FRU callouts are calculated at the time of the failure. See the error log for the actual replacement strategy.

---

**BC133335****Explanation:**

During processor/memory subsystem initialization, an error was encountered: platGetMBvdpdMemoryDataVersion could not find an mba parent target from the passed in dimm target.

**Response:**

The FRU callouts are calculated at the time of the failure. See the error log for the actual replacement strategy.

---

**BC133336****Explanation:**

During processor/memory subsystem initialization, an error was encountered: platGetMBvdpdMemoryDataVersion could not find any child mba's from the passed in target of type TYPE\_MEMBUF.

**Response:**

The FRU callouts are calculated at the time of the failure. See the error log for the actual replacement strategy.

---

**BC133337****Explanation:**

During processor/memory subsystem initialization, an error was encountered: platGetMBvdpdMemoryDataVersion requires a target of type TYPE\_MBA or TYPE\_MEMBUF.

**Response:**

The FRU callouts are calculated at the time of the failure. See the error log for the actual replacement strategy.

---

**BC133339****Explanation:**

Internal firmware error.

**Response:**

The FRU callouts are calculated at the time of the failure. See the error log for the actual replacement strategy.

---

**BC13333A****Explanation:**

Internal firmware error.

**Response:**

The FRU callouts are calculated at the time of the failure. See the error log for the actual replacement strategy.

---

**BC13333B****Explanation:**

Internal firmware error.

**Response:**

The FRU callouts are calculated at the time of the failure. See the error log for the actual replacement strategy.

---

**BC13333C****Explanation:**

Internal firmware error.

**Response:**

The FRU callouts are calculated at the time of the failure. See the error log for the actual replacement strategy.

---

**BC13333D****Explanation:**

Internal firmware error.

**Response:**

The FRU callouts are calculated at the time of the failure. See the error log for the actual replacement strategy.

---

**BC13333E****Explanation:**

Internal firmware error.

**Response:**

The FRU callouts are calculated at the time of the failure. See the error log for the actual replacement strategy.

---

**BC133340****Explanation:**

Internal firmware error.

**Response:**

The FRU callouts are calculated at the time of the failure. See the error log for the actual replacement strategy.

---

**BC133343****Explanation:**

Internal firmware error.

**Response:**

The FRU callouts are calculated at the time of the failure. See the error log for the actual replacement strategy.

---

**BC133403****Explanation:**

A problem occurred while running processor boot code.

**Response:**

The FRU callouts are calculated at the time of the failure. See the error log for the actual replacement strategy.

---

**BC133404****Explanation:**

A problem occurred while running processor boot code.

**Response:**

The FRU callouts are calculated at the time of the failure. See the error log for the actual replacement strategy.

---

**BC133405****Explanation:**

A problem occurred while running processor boot code.

**Response:**

The FRU callouts are calculated at the time of the failure. See the error log for the actual replacement strategy.

---

**BC133406****Explanation:**

A problem occurred while running processor boot code.

**Response:**

The FRU callouts are calculated at the time of the failure. See the error log for the actual replacement strategy.

---

**BC133407****Explanation:**

A problem occurred while running processor boot code.

**Response:**

The FRU callouts are calculated at the time of the failure. See the error log for the actual replacement strategy.

---

**BC133408****Explanation:**

A problem occurred while running processor boot code.

**Response:**

The FRU callouts are calculated at the time of the failure. See the error log for the actual replacement strategy.

---

**BC133409****Explanation:**

A problem occurred while running processor boot code.

**Response:**

The FRU callouts are calculated at the time of the failure. See the error log for the actual replacement strategy.

---

**BC13340A****Explanation:**

A problem occurred while running processor boot code.

**Response:**

The FRU callouts are calculated at the time of the failure. See the error log for the actual replacement strategy.

---

**BC13340B****Explanation:**

A problem occurred while running processor boot code.

**Response:**

The FRU callouts are calculated at the time of the failure. See the error log for the actual replacement strategy.

---

**BC13340C****Explanation:**

A problem occurred while running processor boot code.

**Response:**

The FRU callouts are calculated at the time of the failure. See the error log for the actual replacement strategy.

---

**BC13340F****Explanation:**

Failed to load boot firmware.

**Response:**

The FRU callouts are calculated at the time of the failure. See the error log for the actual replacement strategy.

---

**BC133501****Explanation:**

During processor/memory subsystem initialization, an error was encountered: Invalid operation type.

**Response:**

The FRU callouts are calculated at the time of the failure. See the error log for the actual replacement strategy.

---

**BC133502****Explanation:**

A problem was detected during the IPL of the system: Device type not supported.

**Response:**

The FRU callouts are calculated at the time of the failure. See the error log for the actual replacement strategy.

---

**BC133503****Explanation:**

During processor/memory subsystem initialization, an error was encountered: NVDIMM attribute was not found.

**Response:**

The FRU callouts are calculated at the time of the failure. See the error log for the actual replacement strategy.

---

**BC133505****Explanation:**

During processor/memory subsystem initialization, an error was encountered: I2C master entity path doesn't exist.

**Response:**

The FRU callouts are calculated at the time of the failure. See the error log for the actual replacement strategy.

---

**BC133506****Explanation:**

During processor/memory subsystem initialization, an error was encountered: I2C master path target is null.

**Response:**

The FRU callouts are calculated at the time of the failure. See the error log for the actual replacement strategy.

---

**BC133507****Explanation:**

During processor/memory subsystem initialization, an error was encountered: Invalid address offset size.

**Response:**

The FRU callouts are calculated at the time of the failure. See the error log for the actual replacement strategy.

---

**BC133508****Explanation:**

A problem occurred during the IPL of the system: I2C buffer offset is too large.

**Response:**

The FRU callouts are calculated at the time of the failure. See the error log for the actual replacement strategy.

---

**BC133509****Explanation:**

During processor/memory subsystem initialization, an error was encountered: I2C write page size is zero.

**Response:**

The FRU callouts are calculated at the time of the failure. See the error log for the actual replacement strategy.

---

**BC13350A****Explanation:**

During processor/memory subsystem initialization, an error was encountered: NVDIMM register offset out of bound.

**Response:**

The FRU callouts are calculated at the time of the failure. See the error log for the actual replacement strategy.

---

**BC13350D****Explanation:**

NVDIMM timed out.

**Response:**

The FRU callouts are calculated at the time of the failure. See the error log for the actual replacement strategy.

---

**BC13350E****Explanation:**

NVDIMM timed out.

**Response:**

The FRU callouts are calculated at the time of the failure. See the error log for the actual replacement strategy.

---

**BC13350F****Explanation:**

NVDIMM timed out.

**Response:**

The FRU callouts are calculated at the time of the failure. See the error log for the actual replacement strategy.

---

**BC133512****Explanation:**

NVDIMM encountered error setting the energy source policy.

**Response:**

The FRU callouts are calculated at the time of the failure. See the error log for the actual replacement strategy.

---

**BC133516****Explanation:**

Encountered error performing internal operation on NVDIMM.

**Response:**

The FRU callouts are calculated at the time of the failure. See the error log for the actual replacement strategy.

---

**BC133517****Explanation:**

NVDIMM timed out.

**Response:**

The FRU callouts are calculated at the time of the failure. See the error log for the actual replacement strategy.

---

**BC133518****Explanation:**

NVDIMM encountered error arming save trigger.

**Response:**

The FRU callouts are calculated at the time of the failure. See the error log for the actual replacement strategy.

---

**BC133519****Explanation:**

NVDIMM error erasing data image.

**Response:**

The FRU callouts are calculated at the time of the failure. See the error log for the actual replacement strategy.

---

**BC13351A****Explanation:**

NVDIMM failed to restore data.

**Response:**

The FRU callouts are calculated at the time of the failure. See the error log for the actual replacement strategy.

---

**BC13351B****Explanation:**

NVDIMM not ready.

**Response:**

The FRU callouts are calculated at the time of the failure. See the error log for the actual replacement strategy.

---

**BC13351C****Explanation:**

Internal firmware error.

**Response:**

The FRU callouts are calculated at the time of the failure. See the error log for the actual replacement strategy.

---

**BC13351D****Explanation:**

NVDIMM not updated.

**Response:**

The FRU callouts are calculated at the time of the failure. See the error log for the actual replacement strategy.

---

**BC13351E****Explanation:**

NVDIMM not updated.

**Response:**

The FRU callouts are calculated at the time of the failure. See the error log for the actual replacement strategy.

---

**BC13351F****Explanation:**

NVDIMM not updated.

**Response:**

The FRU callouts are calculated at the time of the failure. See the error log for the actual replacement strategy.

---

**BC133520****Explanation:**

NVDIMM not updated.

**Response:**

The FRU callouts are calculated at the time of the failure. See the error log for the actual replacement strategy.

---

**BC133521****Explanation:**

NVDIMM not updated.

**Response:**

The FRU callouts are calculated at the time of the failure. See the error log for the actual replacement strategy.



---

**BC133522****Explanation:**

NVDIMM not updated.

**Response:**

The FRU callouts are calculated at the time of the failure. See the error log for the actual replacement strategy.

---

**BC133523****Explanation:**

NVDIMM not updated.

**Response:**

The FRU callouts are calculated at the time of the failure. See the error log for the actual replacement strategy.

---

**BC133524****Explanation:**

NVDIMM not updated.

**Response:**

The FRU callouts are calculated at the time of the failure. See the error log for the actual replacement strategy.

---

**BC133525****Explanation:**

NVDIMM not updated.

**Response:**

The FRU callouts are calculated at the time of the failure. See the error log for the actual replacement strategy.

---

**BC133526****Explanation:**

NVDIMM not updated.

**Response:**

The FRU callouts are calculated at the time of the failure. See the error log for the actual replacement strategy.

---

**BC133527****Explanation:**

NVDIMM not updated.

**Response:**

The FRU callouts are calculated at the time of the failure. See the error log for the actual replacement strategy.

---

**BC133528****Explanation:**

NVDIMM update started.

**Response:**

The FRU callouts are calculated at the time of the failure. See the error log for the actual replacement strategy.

---

**BC133529****Explanation:**

NVDIMM was successfully updated.

**Response:**

The FRU callouts are calculated at the time of the failure. See the error log for the actual replacement strategy.

---

**BC13352A****Explanation:**

NVDIMM error generating encryption keys.

**Response:**

The FRU callouts are calculated at the time of the failure. See the error log for the actual replacement strategy.

---

**BC13352B****Explanation:**

NVDIMM error erasing data image.

**Response:**

The FRU callouts are calculated at the time of the failure. See the error log for the actual replacement strategy.

---

**BC13352C****Explanation:**

NVDIMM error during Catastrophic Save.

**Response:**

The FRU callouts are calculated at the time of the failure. See the error log for the actual replacement strategy.

---

**BC13352D****Explanation:**

NVDIMM failed module health status check.

**Response:**

The FRU callouts are calculated at the time of the failure. See the error log for the actual replacement strategy.

---

**BC13352E****Explanation:**

NVDIMM failed module health status check.

**Response:**

The FRU callouts are calculated at the time of the failure. See the error log for the actual replacement strategy.

---

**BC13352F****Explanation:**

NVDIMM failed module health status check.

**Response:**

The FRU callouts are calculated at the time of the failure. See the error log for the actual replacement strategy.

---

**BC133550****Explanation:**

NVDIMM incorrect firmware slot.

**Response:**

The FRU callouts are calculated at the time of the failure. See the error log for the actual replacement strategy.

---

**BC133551****Explanation:**

NVDIMM error during nvdimm erase.

**Response:**

The FRU callouts are calculated at the time of the failure. See the error log for the actual replacement strategy.

---

**BC133552****Explanation:**

NVDIMM failed the arm precheck and is unable to arm.

**Response:**

The FRU callouts are calculated at the time of the failure. See the error log for the actual replacement strategy.

---

**BC133555****Explanation:**

NVDIMM not updated.

**Response:**

The FRU callouts are calculated at the time of the failure. See the error log for the actual replacement strategy.

---

**BC133556****Explanation:**

NVDIMM not running latest firmware level.

**Response:**

The FRU callouts are calculated at the time of the failure. See the error log for the actual replacement strategy.

---

**BC133557****Explanation:**

NVDIMM erase error.

**Response:**

The FRU callouts are calculated at the time of the failure. See the error log for the actual replacement strategy.

---

**BC133558****Explanation:**

NVDIMM erase error.

**Response:**

The FRU callouts are calculated at the time of the failure. See the error log for the actual replacement strategy.

---

**BC133601****Explanation:**

A problem occurred during the IPL of the system: Invalid data length for a SCOM operation.

**Response:**

The FRU callouts are calculated at the time of the failure. See the error log for the actual replacement strategy.

---

**BC133602****Explanation:**

A problem occurred during the IPL of the system: Invalid target type for a SCOM operation.

**Response:**

The FRU callouts are calculated at the time of the failure. See the error log for the actual replacement strategy.

---

**BC133603****Explanation:**

A problem occurred during the IPL of the system: Invalid operation type for a SCOM operation.

**Response:**

The FRU callouts are calculated at the time of the failure. See the error log for the actual replacement strategy.

---

**BC133604****Explanation:**

A problem occurred during the IPL of the system: Invalid address for a SCOM operation.

**Response:**

The FRU callouts are calculated at the time of the failure. See the error log for the actual replacement strategy.

---

**BC133701****Explanation:**

Unexpected memory subsystem firmware error.

**Response:**

The FRU callouts are calculated at the time of the failure. See the error log for the actual replacement strategy.

---

**BC133702****Explanation:**

Unexpected memory subsystem firmware error.

**Response:**

The FRU callouts are calculated at the time of the failure. See the error log for the actual replacement strategy.

---

**BC133703****Explanation:**

Unexpected memory subsystem firmware error.

**Response:**

The FRU callouts are calculated at the time of the failure. See the error log for the actual replacement strategy.

---

**BC133704****Explanation:**

Unexpected memory subsystem firmware error.

**Response:**

The FRU callouts are calculated at the time of the failure. See the error log for the actual replacement strategy.

---

**BC133705****Explanation:**

Unexpected memory subsystem firmware error.

**Response:**

The FRU callouts are calculated at the time of the failure. See the error log for the actual replacement strategy.

---

**BC133706****Explanation:**

Unexpected memory subsystem firmware error.

**Response:**

The FRU callouts are calculated at the time of the failure. See the error log for the actual replacement strategy.

---

**BC133707****Explanation:**

Unexpected memory subsystem firmware error.

**Response:**

The FRU callouts are calculated at the time of the failure. See the error log for the actual replacement strategy.

---

**BC133708****Explanation:**

Unexpected memory subsystem firmware error.

**Response:**

The FRU callouts are calculated at the time of the failure. See the error log for the actual replacement strategy.

---

**BC133709****Explanation:**

Unexpected memory subsystem firmware error.

**Response:**

The FRU callouts are calculated at the time of the failure. See the error log for the actual replacement strategy.

---

**BC13370A****Explanation:**

Unexpected memory subsystem firmware error.

**Response:**

The FRU callouts are calculated at the time of the failure. See the error log for the actual replacement strategy.

---

**BC133901****Explanation:**

Error occurred during system boot.

**Response:**

The FRU callouts are calculated at the time of the failure. See the error log for the actual replacement strategy.

---

**BC133902****Explanation:**

Error occurred during system boot.

**Response:**

The FRU callouts are calculated at the time of the failure. See the error log for the actual replacement strategy.

---

**BC134101****Explanation:**

A problem occurred during the IPL of the system: Internal Firmware Error.

**Response:**

The FRU callouts are calculated at the time of the failure. See the error log for the actual replacement strategy.

---

**BC134102****Explanation:**

A problem occurred during the IPL of the system: Internal Firmware Error.

**Response:**

The FRU callouts are calculated at the time of the failure. See the error log for the actual replacement strategy.

---

**BC134103****Explanation:**

Unexpected IPL firmware data format error.

**Response:**

The FRU callouts are calculated at the time of the failure. See the error log for the actual replacement strategy.

---

**BC134104****Explanation:**

Unexpected IPL firmware data format error.

**Response:**

The FRU callouts are calculated at the time of the failure. See the error log for the actual replacement strategy.

---

**BC134105****Explanation:**

Unexpected IPL firmware data format error.

**Response:**

The FRU callouts are calculated at the time of the failure. See the error log for the actual replacement strategy.

---

**BC134106****Explanation:**

Unsupported device found during firmware IPL.

**Response:**

The FRU callouts are calculated at the time of the failure. See the error log for the actual replacement strategy.

---

**BC134107****Explanation:**

Unexpected boot firmware data format error.

**Response:**

The FRU callouts are calculated at the time of the failure. See the error log for the actual replacement strategy.

---

**BC134108****Explanation:**

Unexpected IPL firmware data format error.

**Response:**

The FRU callouts are calculated at the time of the failure. See the error log for the actual replacement strategy.

---

**BC134109****Explanation:**

Unexpected IPL firmware data format error.

**Response:**

The FRU callouts are calculated at the time of the failure. See the error log for the actual replacement strategy.

---

**BC13410A****Explanation:**

PCIE hotplug controller flash update failure.

**Response:**

The FRU callouts are calculated at the time of the failure. See the error log for the actual replacement strategy.

---

**BC13410B****Explanation:**

PCIE hotplug controller flash update failure.

**Response:**

The FRU callouts are calculated at the time of the failure. See the error log for the actual replacement strategy.

---

**BC13410C****Explanation:**

A problem occurred during the IPL of the system: Internal Firmware Error.

**Response:**

The FRU callouts are calculated at the time of the failure. See the error log for the actual replacement strategy.

---

**BC13410D****Explanation:**

Unexpected IPL firmware data format error.

**Response:**

The FRU callouts are calculated at the time of the failure. See the error log for the actual replacement strategy.

---

**BC13430C****Explanation:**

A problem occurred during IPL of the system.

**Response:**

The FRU callouts are calculated at the time of the failure. See the error log for the actual replacement strategy.

---

**BC13430D****Explanation:**

A problem occurred during IPL of the system.

**Response:**

The FRU callouts are calculated at the time of the failure. See the error log for the actual replacement strategy.

---

**BC13430E****Explanation:**

A problem occurred during IPL of the system.

**Response:**

The FRU callouts are calculated at the time of the failure. See the error log for the actual replacement strategy.

---

**BC13430F****Explanation:**

A problem occurred during IPL of the system.

**Response:**

The FRU callouts are calculated at the time of the failure. See the error log for the actual replacement strategy.

---

**BC1343FB**

**Explanation:**

Informational log associated with DIMM updates.

**Response:**

The FRU callouts are calculated at the time of the failure. See the error log for the actual replacement strategy.

---

**BC1343FC**

**Explanation:**

Informational log associated with DIMM updates.

**Response:**

The FRU callouts are calculated at the time of the failure. See the error log for the actual replacement strategy.

---

**BC1343FD**

**Explanation:**

Informational log associated with DIMM updates.

**Response:**

The FRU callouts are calculated at the time of the failure. See the error log for the actual replacement strategy.

---

**BC1343FE**

**Explanation:**

Informational log associated with DIMM updates.

**Response:**

The FRU callouts are calculated at the time of the failure. See the error log for the actual replacement strategy.

---

**BC134601**

**Explanation:**

A problem occurred during the IPL of the system.

**Response:**

The FRU callouts are calculated at the time of the failure. See the error log for the actual replacement strategy.

---

**BC134705**

**Explanation:**

A problem occurred during the IPL of the system.

**Response:**

The FRU callouts are calculated at the time of the failure. See the error log for the actual replacement strategy.

---

**BC134708**

**Explanation:**

A problem occurred during the IPL of the system.

**Response:**

The FRU callouts are calculated at the time of the failure. See the error log for the actual replacement strategy.

---

**BC139001**

**Explanation:**

Firmware encountered an internal error while retrieving target data.

**Response:**

The FRU callouts are calculated at the time of the failure. See the error log for the actual replacement strategy.

---

**BC139002**

**Explanation:**

Firmware encountered an internal error while retrieving target data.

**Response:**

The FRU callouts are calculated at the time of the failure. See the error log for the actual replacement strategy.

---

**BC139003**

**Explanation:**

Firmware encountered an internal error while retrieving attribute data.

**Response:**

The FRU callouts are calculated at the time of the failure. See the error log for the actual replacement strategy.

---

**BC139004**

**Explanation:**

Firmware encountered an internal error while retrieving attribute data.

**Response:**

The FRU callouts are calculated at the time of the failure. See the error log for the actual replacement strategy.

---

**BC139005**

**Explanation:**

Firmware encountered an internal error.

**Response:**

The FRU callouts are calculated at the time of the failure. See the error log for the actual replacement strategy.

---

**BC139006**

**Explanation:**

Firmware encountered an internal error while retrieving target data.

**Response:**

The FRU callouts are calculated at the time of the failure. See the error log for the actual replacement strategy.

---

**BC13900A****Explanation:**

Firmware encountered an internal error.

**Response:**

The FRU callouts are calculated at the time of the failure. See the error log for the actual replacement strategy.

---

**BC13900B****Explanation:**

Firmware encountered an internal error.

**Response:**

The FRU callouts are calculated at the time of the failure. See the error log for the actual replacement strategy.

---

**BC13900D****Explanation:**

Firmware encountered an internal error.

**Response:**

The FRU callouts are calculated at the time of the failure. See the error log for the actual replacement strategy.

---

**BC13900E****Explanation:**

Firmware encountered an internal error.

**Response:**

The FRU callouts are calculated at the time of the failure. See the error log for the actual replacement strategy.

---

**BC13900F****Explanation:**

Firmware encountered an internal error.

**Response:**

The FRU callouts are calculated at the time of the failure. See the error log for the actual replacement strategy.

---

**BC139010****Explanation:**

Firmware encountered an internal error.

**Response:**

The FRU callouts are calculated at the time of the failure. See the error log for the actual replacement strategy.

---

**BC139011****Explanation:**

During processor/memory subsystem initialization, an error was encountered: Failed trying to add another entry to a mainstore area address range array.

**Response:**

The FRU callouts are calculated at the time of the failure. See the error log for the actual replacement strategy.

---

**BC139012****Explanation:**

During processor/memory subsystem initialization, an error was encountered: Attempted to add a RAM FRU for an invalid mainstore area.

**Response:**

The FRU callouts are calculated at the time of the failure. See the error log for the actual replacement strategy.

---

**BC139014****Explanation:**

Firmware encountered an internal error while retrieving target handle.

**Response:**

The FRU callouts are calculated at the time of the failure. See the error log for the actual replacement strategy.

---

**BC139015****Explanation:**

Firmware encountered an internal error.

**Response:**

The FRU callouts are calculated at the time of the failure. See the error log for the actual replacement strategy.

---

**BC139016****Explanation:**

Firmware encountered an internal error.

**Response:**

The FRU callouts are calculated at the time of the failure. See the error log for the actual replacement strategy.

---

**BC139017****Explanation:**

Firmware encountered an internal error.

**Response:**

The FRU callouts are calculated at the time of the failure. See the error log for the actual replacement strategy.

---

**BC139018****Explanation:**

Firmware encountered an internal error.

**Response:**

The FRU callouts are calculated at the time of the failure. See the error log for the actual replacement strategy.

---

**BC139019****Explanation:**

Firmware encountered an internal error.

**Response:**

The FRU callouts are calculated at the time of the failure. See the error log for the actual replacement strategy.

---

**BC13901A****Explanation:**

Firmware encountered an internal error.

**Response:**

The FRU callouts are calculated at the time of the failure. See the error log for the actual replacement strategy.

---

**BC13901B****Explanation:**

Firmware encountered an internal error.

**Response:**

The FRU callouts are calculated at the time of the failure. See the error log for the actual replacement strategy.

---

**BC13901C****Explanation:**

Firmware encountered an internal error.

**Response:**

The FRU callouts are calculated at the time of the failure. See the error log for the actual replacement strategy.

---

**BC13901E****Explanation:**

Firmware encountered an internal error while getting obus brick ID.

**Response:**

The FRU callouts are calculated at the time of the failure. See the error log for the actual replacement strategy.

---

**BC13901F****Explanation:**

Firmware encountered an internal error while getting obus frequency bucket.

**Response:**

The FRU callouts are calculated at the time of the failure. See the error log for the actual replacement strategy.

---

**BC139020****Explanation:**

Firmware encountered an internal error while finding proc model and ec.

**Response:**

The FRU callouts are calculated at the time of the failure. See the error log for the actual replacement strategy.

---

**BC139021****Explanation:**

Firmware encountered an internal error while retrieving obus pll frequency values.

**Response:**

The FRU callouts are calculated at the time of the failure. See the error log for the actual replacement strategy.

---

**BC13E504****Explanation:**

A hardware failure was detected in the central electronics complex (CEC).

**Response:**

If this is a tracking event, no service actions are required. Otherwise, use the FRU and procedure callouts detailed with the SRC to determine service actions.

---

**BC13E540****Explanation:**

There was a failure most likely attributable to the processor unit, but it could also be software- related or require further support.

**Response:**

If this is a tracking event, no service actions are required. Otherwise, use the FRU and procedure callouts detailed with the SRC to determine service actions.

---

**BC13E550****Explanation:**

During processor/memory subsystem initialization, an error was encountered: CEC hardware failure detected. Cause is most likely Software, but there are also Hardware callouts.

**Response:**

The FRU callouts are calculated at the time of the failure. See the error log for the actual replacement strategy.

---

**BC13E560****Explanation:**

During processor/memory subsystem initialization, an error was encountered: CEC hardware failure detected. Cause is most likely Software.

**Response:**

The FRU callouts are calculated at the time of the failure. See the error log for the actual replacement strategy.

---

**BC13E570**

**Explanation:**

During processor/memory subsystem initialization, an error was encountered: An errorlog containing extra FFDC collected by the HWP.

**Response:**

The FRU callouts are calculated at the time of the failure. See the error log for the actual replacement strategy.

---

**BC13E580**

**Explanation:**

Chip diagnosis did not find any chip with an attention.

**Response:**

The FRU callouts are calculated at the time of the failure. See the error log for the actual replacement strategy.

---

**BC13E582**

**Explanation:**

During processor/memory subsystem initialization, an error was encountered: Invalid configuration in CS FIR Data handling.

**Response:**

The FRU callouts are calculated at the time of the failure. See the error log for the actual replacement strategy.

---

**BC13E583**

**Explanation:**

During processor/memory subsystem initialization, an error was encountered: NULL system target.

**Response:**

The FRU callouts are calculated at the time of the failure. See the error log for the actual replacement strategy.

---

**BC140102**

**Explanation:**

During processor/memory subsystem initialization, an error was encountered.

**Response:**

The FRU callouts are calculated at the time of the failure. Examine the error log for the actual replacement strategy.

---

**BC140103**

**Explanation:**

During processor/memory subsystem initialization, an error was encountered.

**Response:**

The FRU callouts are calculated at the time of the failure. Examine the error log for the actual replacement strategy.

---

**BC140104**

**Explanation:**

During processor/memory subsystem initialization, an error was encountered.

**Response:**

The FRU callouts are calculated at the time of the failure. Examine the error log for the actual replacement strategy.

---

**BC140105**

**Explanation:**

During processor/memory subsystem initialization, an error was encountered.

**Response:**

The FRU callouts are calculated at the time of the failure. Examine the error log for the actual replacement strategy.

---

**BC140107**

**Explanation:**

During processor/memory subsystem initialization, an error was encountered.

**Response:**

The FRU callouts are calculated at the time of the failure. Examine the error log for the actual replacement strategy.

---

**BC140202**

**Explanation:**

During processor/memory subsystem initialization, an error was encountered: A device driver operation was attempted for which no driver has been registered.

**Response:**

The FRU callouts are calculated at the time of the failure. See the error log for the actual replacement strategy.

---

**BC140203**

**Explanation:**

During processor/memory subsystem initialization, an error was encountered: A device driver operation on a NULL target.

**Response:**

The FRU callouts are calculated at the time of the failure. See the error log for the actual replacement strategy.

---



---

**BC140204****Explanation:**

During processor/memory subsystem initialization, an error was encountered: A double registration was attempted with the routing framework.

**Response:**

The FRU callouts are calculated at the time of the failure. See the error log for the actual replacement strategy.

---

**BC140301****Explanation:**

During processor/memory subsystem initialization, an error was encountered: The provided address is over 32 bits long which makes it invalid.

**Response:**

The FRU callouts are calculated at the time of the failure. See the error log for the actual replacement strategy.

---

**BC140302****Explanation:**

During processor/memory subsystem initialization, an error was encountered.

**Response:**

The FRU callouts are calculated at the time of the failure. Examine the error log for the actual replacement strategy.

---

**BC140303****Explanation:**

During processor/memory subsystem initialization, an error was encountered.

**Response:**

The FRU callouts are calculated at the time of the failure. Examine the error log for the actual replacement strategy.

---

**BC140305****Explanation:**

During processor/memory subsystem initialization, an error was encountered: Indirect SCOM Read error.

**Response:**

The FRU callouts are calculated at the time of the failure. See the error log for the actual replacement strategy.

---

**BC140306****Explanation:**

During processor/memory subsystem initialization, an error was encountered: Indirect SCOM complete bit did not come on.

**Response:**

The FRU callouts are calculated at the time of the failure. See the error log for the actual replacement strategy.

---

**BC140307****Explanation:**

During processor/memory subsystem initialization, an error was encountered: Indirect SCOM Write failed for this address.

**Response:**

The FRU callouts are calculated at the time of the failure. See the error log for the actual replacement strategy.

---

**BC140308****Explanation:**

During processor/memory subsystem initialization, an error was encountered: Indirect SCOM complete bit did not come on.

**Response:**

The FRU callouts are calculated at the time of the failure. See the error log for the actual replacement strategy.

---

**BC140309****Explanation:**

During processor/memory subsystem initialization, an error was encountered: Scom Translate not supported for this type.

**Response:**

The FRU callouts are calculated at the time of the failure. See the error log for the actual replacement strategy.

---

**BC14030A****Explanation:**

During processor/memory subsystem initialization, an error was encountered: Scom Translation did not modify the address.

**Response:**

The FRU callouts are calculated at the time of the failure. See the error log for the actual replacement strategy.

---

**BC14030C****Explanation:**

Firmware error during system IPL.

**Response:**

The FRU callouts are calculated at the time of the failure. See the error log for the actual replacement strategy.

---

**BC14030D****Explanation:**

Firmware error during system IPL.

**Response:**

The FRU callouts are calculated at the time of the failure. See the error log for the actual replacement strategy.

---

**BC14030E****Explanation:**

A problem occurred during the IPL of the system.

**Response:**

The FRU callouts are calculated at the time of the failure. See the error log for the actual replacement strategy.

---

**BC14030F****Explanation:**

During processor/memory subsystem initialization, an error was encountered: Bits 0:11 in user supplied data is not zero.

**Response:**

The FRU callouts are calculated at the time of the failure. See the error log for the actual replacement strategy.

---

**BC140310****Explanation:**

During processor/memory subsystem initialization, an error was encountered: No read op on form 1 indirect scom.

**Response:**

The FRU callouts are calculated at the time of the failure. See the error log for the actual replacement strategy.

---

**BC140311****Explanation:**

During processor/memory subsystem initialization, an error was encountered: Hypervisor wakeup failed.

**Response:**

The FRU callouts are calculated at the time of the failure. See the error log for the actual replacement strategy.

---

**BC140312****Explanation:**

During processor/memory subsystem initialization, an error was encountered: SCOM runtime interface not linked.

**Response:**

The FRU callouts are calculated at the time of the failure. See the error log for the actual replacement strategy.

---

**BC140313****Explanation:**

During processor/memory subsystem initialization, an error was encountered: Disabling special wakeup when not enabled.

**Response:**

The FRU callouts are calculated at the time of the failure. See the error log for the actual replacement strategy.

---

**BC140314****Explanation:**

During processor/memory subsystem initialization, an error was encountered: Scm Translate not supported for this type.

**Response:**

The FRU callouts are calculated at the time of the failure. See the error log for the actual replacement strategy.

---

**BC140315****Explanation:**

During processor/memory subsystem initialization, an error was encountered: Error from Hypervisor attempting SCOM.

**Response:**

The FRU callouts are calculated at the time of the failure. See the error log for the actual replacement strategy.

---

**BC140316****Explanation:**

During processor/memory subsystem initialization, an error was encountered: Buffer size is less than allowed or NULL data buffer.

**Response:**

The FRU callouts are calculated at the time of the failure. See the error log for the actual replacement strategy.

---

**BC140317****Explanation:**

During processor/memory subsystem initialization, an error was encountered: Scm invalid operation type.

**Response:**

The FRU callouts are calculated at the time of the failure. See the error log for the actual replacement strategy.

---

**BC140318****Explanation:**

Secure Boot failure.

**Response:**

The FRU callouts are calculated at the time of the failure. See the error log for the actual replacement strategy.

---

**BC140319****Explanation:**

Secure Boot failure.

**Response:**

The FRU callouts are calculated at the time of the failure. See the error log for the actual replacement strategy.

---

**BC14031A****Explanation:**

Secure Boot failure.

**Response:**

The FRU callouts are calculated at the time of the failure. See the error log for the actual replacement strategy.

---

**BC14031B****Explanation:**

Secure Boot failure.

**Response:**

The FRU callouts are calculated at the time of the failure. See the error log for the actual replacement strategy.

---

**BC14031C****Explanation:**

Secure Boot failure.

**Response:**

The FRU callouts are calculated at the time of the failure. See the error log for the actual replacement strategy.

---

**BC14031D****Explanation:**

During processor/memory subsystem initialization, an error was encountered: Invalid mode parm for wakeup operation.

**Response:**

The FRU callouts are calculated at the time of the failure. See the error log for the actual replacement strategy.

---

**BC14031E****Explanation:**

During processor/memory subsystem initialization, an error was encountered: Unexpectedly forcing wakeup off when the counter is non-zero, implies a bug in the code flow.

**Response:**

The FRU callouts are calculated at the time of the failure. See the error log for the actual replacement strategy.

---

**BC14031F****Explanation:**

During processor/memory subsystem initialization, an error was encountered: Unsupported multicast op.

**Response:**

The FRU callouts are calculated at the time of the failure. See the error log for the actual replacement strategy.

---

**BC140401****Explanation:**

During processor/memory subsystem initialization, an error was encountered: XSCoM access error.

**Response:**

The FRU callouts are calculated at the time of the failure. See the error log for the actual replacement strategy.

---

**BC140402****Explanation:**

During processor/memory subsystem initialization, an error was encountered.

**Response:**

The FRU callouts are calculated at the time of the failure. Examine the error log for the actual replacement strategy.

---

**BC140403****Explanation:**

During processor/memory subsystem initialization, an error was encountered.

**Response:**

The FRU callouts are calculated at the time of the failure. Examine the error log for the actual replacement strategy.

---

**BC140404****Explanation:**

During processor/memory subsystem initialization, an error was encountered.

**Response:**

The FRU callouts are calculated at the time of the failure. Examine the error log for the actual replacement strategy.

---

**BC140405****Explanation:**

A problem occurred during the IPL of the system.

**Response:**

The FRU callouts are calculated at the time of the failure. See the error log for the actual replacement strategy.

---

**BC140406****Explanation:**

During processor/memory subsystem initialization, an error was encountered.

**Response:**

The FRU callouts are calculated at the time of the failure. Examine the error log for the actual replacement strategy.

---

**BC140407**

**Explanation:**

During processor/memory subsystem initialization, an error was encountered.

**Response:**

The FRU callouts are calculated at the time of the failure. Examine the error log for the actual replacement strategy.

---

**BC140501**

**Explanation:**

During processor/memory subsystem initialization, an error was encountered: Initialization Service failed to start a task.

**Response:**

The FRU callouts are calculated at the time of the failure. See the error log for the actual replacement strategy.

---

**BC140502**

**Explanation:**

During processor/memory subsystem initialization, an error was encountered: Initialization Service attempted to start a function within a module but the function failed to launch.

**Response:**

The FRU callouts are calculated at the time of the failure. See the error log for the actual replacement strategy.

---

**BC140503**

**Explanation:**

During processor/memory subsystem initialization, an error was encountered: One or more CxxTest Unit Tests failed.

**Response:**

The FRU callouts are calculated at the time of the failure. See the error log for the actual replacement strategy.

---

**BC140504**

**Explanation:**

During processor/memory subsystem initialization, an error was encountered: Could not FLUSH virtual memory.

**Response:**

The FRU callouts are calculated at the time of the failure. See the error log for the actual replacement strategy.

---

**BC140505**

**Explanation:**

During processor/memory subsystem initialization, an error was encountered: Initialization Service launched a task and the task returned an error.

**Response:**

The FRU callouts are calculated at the time of the failure. See the error log for the actual replacement strategy.

---

**BC140506**

**Explanation:**

During processor/memory subsystem initialization, an error was encountered: Initialization Service launched a function and the task returned an error.

**Response:**

The FRU callouts are calculated at the time of the failure. See the error log for the actual replacement strategy.

---

**BC140507**

**Explanation:**

During processor/memory subsystem initialization, an error was encountered: Initialization Service failed to load a module needed to load a function or task. UserDetails will contain the name of the function or task.

**Response:**

The FRU callouts are calculated at the time of the failure. See the error log for the actual replacement strategy.

---

**BC140508**

**Explanation:**

During processor/memory subsystem initialization, an error was encountered: Request to send Istep Complete msg to Fsp, but no outstanding message from service processor found.

**Response:**

The FRU callouts are calculated at the time of the failure. See the error log for the actual replacement strategy.

---

**BC140509**

**Explanation:**

During processor/memory subsystem initialization, an error was encountered: IStep failed and HW deconfigured. Looped back to an earlier istep (Reconfigure loop).

**Response:**

The FRU callouts are calculated at the time of the failure. See the error log for the actual replacement strategy.

---

**BC14050A****Explanation:**

A hardware error occurred during the IPL. See previous logs for details.

**Response:**

The FRU callouts are calculated at the time of the failure. See the error log for the actual replacement strategy.

---

**BC14050B****Explanation:**

During processor/memory subsystem initialization, an error was encountered: Received shutdown request from service processor.

**Response:**

The FRU callouts are calculated at the time of the failure. See the error log for the actual replacement strategy.

---

**BC14050C****Explanation:**

A problem occurred during the IPL of the system.

**Response:**

The FRU callouts are calculated at the time of the failure. See the error log for the actual replacement strategy.

---

**BC14050D****Explanation:**

During processor/memory subsystem initialization, an error was encountered: Istep messaged received by non-master node.

**Response:**

The FRU callouts are calculated at the time of the failure. See the error log for the actual replacement strategy.

---

**BC14050F****Explanation:**

A reconfigure loop is being induced for testing purposes.

**Response:**

The FRU callouts are calculated at the time of the failure. See the error log for the actual replacement strategy.

---

**BC140510****Explanation:**

During processor/memory subsystem initialization, an error was encountered: Received shutdown request due to deconfigure outside of reconfig loop.

**Response:**

The FRU callouts are calculated at the time of the failure. See the error log for the actual replacement strategy.

---

**BC140511****Explanation:**

An internal firmware error occurred.

**Response:**

The FRU callouts are calculated at the time of the failure. See the error log for the actual replacement strategy.

---

**BC140512****Explanation:**

Node is no longer accepting istep requests.

**Response:**

The FRU callouts are calculated at the time of the failure. See the error log for the actual replacement strategy.

---

**BC140516****Explanation:**

Firmware error during boot.

**Response:**

The FRU callouts are calculated at the time of the failure. See the error log for the actual replacement strategy.

---

**BC140601****Explanation:**

A problem occurred while accessing the boot flash.

**Response:**

The FRU callouts are calculated at the time of the failure. See the error log for the actual replacement strategy.

---

**BC140602****Explanation:**

A problem occurred while accessing the boot flash.

**Response:**

The FRU callouts are calculated at the time of the failure. See the error log for the actual replacement strategy.

---

**BC140603****Explanation:**

During processor/memory subsystem initialization, an error was encountered: invalid section passed to flush.

**Response:**

The FRU callouts are calculated at the time of the failure. See the error log for the actual replacement strategy.

---

**BC140604**

**Explanation:**

A problem occurred while initializing secure PNOR.

**Response:**

The FRU callouts are calculated at the time of the failure. See the error log for the actual replacement strategy.

---

**BC140605****Explanation:**

Processor NOR flash: A problem occurred while accessing the boot flash.

**Response:**

The FRU callouts are calculated at the time of the failure. See the error log for the actual replacement strategy.

---

**BC140606****Explanation:**

A problem occurred while accessing the boot flash.

**Response:**

The FRU callouts are calculated at the time of the failure. See the error log for the actual replacement strategy.

---

**BC140607****Explanation:**

During processor/memory subsystem initialization, an error was encountered: Unsupported Reset Level requested.

**Response:**

The FRU callouts are calculated at the time of the failure. See the error log for the actual replacement strategy.

---

**BC140608****Explanation:**

LPC bus error communicating with the BMC.

**Response:**

The FRU callouts are calculated at the time of the failure. See the error log for the actual replacement strategy.

---

**BC140609****Explanation:**

A problem occurred while accessing the boot flash.

**Response:**

The FRU callouts are calculated at the time of the failure. See the error log for the actual replacement strategy.

---

**BC14060B****Explanation:**

Hardware error accessing flash during IPL.

**Response:**

The FRU callouts are calculated at the time of the failure. See the error log for the actual replacement strategy.

---

**BC14060C****Explanation:**

Fail verifying Flash File System (FFS) Header on Master Candidate Processor NOR flash Table of Contents

**Response:**

The FRU callouts are calculated at the time of the failure. See the error log for the actual replacement strategy.

---

**BC140610****Explanation:**

A problem occurred while accessing the boot flash.

**Response:**

The FRU callouts are calculated at the time of the failure. See the error log for the actual replacement strategy.

---

**BC140612****Explanation:**

Hardware error accessing flash during IPL.

**Response:**

The FRU callouts are calculated at the time of the failure. See the error log for the actual replacement strategy.

---

**BC140614****Explanation:**

Firmware error accessing flash during IPL.

**Response:**

The FRU callouts are calculated at the time of the failure. See the error log for the actual replacement strategy.

---

**BC140615****Explanation:**

BMC not responding while accessing the flash.

**Response:**

The FRU callouts are calculated at the time of the failure. See the error log for the actual replacement strategy.

---

**BC140616****Explanation:**

Error accessing system firmware flash.

**Response:**

The FRU callouts are calculated at the time of the failure. See the error log for the actual replacement strategy.

---

**BC140617****Explanation:**

Error accessing system firmware flash.

**Response:**

The FRU callouts are calculated at the time of the failure. See the error log for the actual replacement strategy.

---

**BC140619**

**Explanation:**

A problem occurred while reading Processor NOR flash partition table.

**Response:**

The FRU callouts are calculated at the time of the failure. See the error log for the actual replacement strategy.

---

**BC14061B**

**Explanation:**

During processor/memory subsystem initialization, an error was encountered: invalid section passed to getSectionInfo or section prohibited by secureboot.

**Response:**

The FRU callouts are calculated at the time of the failure. See the error log for the actual replacement strategy.

---

**BC14061C**

**Explanation:**

During processor/memory subsystem initialization, an error was encountered: UNCORRECTABLE ECC.

**Response:**

The FRU callouts are calculated at the time of the failure. See the error log for the actual replacement strategy.

---

**BC14061D**

**Explanation:**

During processor/memory subsystem initialization, an error was encountered: section size is zero.

**Response:**

The FRU callouts are calculated at the time of the failure. See the error log for the actual replacement strategy.

---

**BC14061E**

**Explanation:**

Failed to remove pages.

**Response:**

The FRU callouts are calculated at the time of the failure. See the error log for the actual replacement strategy.

---

**BC14061F**

**Explanation:**

Error accessing system firmware flash.

**Response:**

The FRU callouts are calculated at the time of the failure. See the error log for the actual replacement strategy.

---

**BC140620**

**Explanation:**

Error accessing system firmware flash.

**Response:**

The FRU callouts are calculated at the time of the failure. See the error log for the actual replacement strategy.

---

**BC140621**

**Explanation:**

During processor/memory subsystem initialization, an error was encountered: Non ECC protected section is passed to fixECC.

**Response:**

The FRU callouts are calculated at the time of the failure. See the error log for the actual replacement strategy.

---

**BC140622**

**Explanation:**

A problem occurred while reading Processor NOR flash partition table.

**Response:**

The FRU callouts are calculated at the time of the failure. See the error log for the actual replacement strategy.

---

**BC140623**

**Explanation:**

A problem occurred while reading Processor NOR flash partition table.

**Response:**

The FRU callouts are calculated at the time of the failure. See the error log for the actual replacement strategy.

---

**BC140627**

**Explanation:**

A problem occurred while accessing the boot flash.

**Response:**

The FRU callouts are calculated at the time of the failure. See the error log for the actual replacement strategy.

---

**BC140629**

**Explanation:**

No valid Table of Contents (TOC) found for Processor NOR flash.

**Response:**

The FRU callouts are calculated at the time of the failure. See the error log for the actual replacement strategy.

---

**BC14062A****Explanation:**

Error accessing system firmware flash.

**Response:**

The FRU callouts are calculated at the time of the failure. See the error log for the actual replacement strategy.

---

**BC14062B****Explanation:**

A problem occurred while reading Processor NOR flash partition table.

**Response:**

The FRU callouts are calculated at the time of the failure. See the error log for the actual replacement strategy.

---

**BC14062C****Explanation:**

A problem occurred while reading Processor NOR flash partition table.

**Response:**

The FRU callouts are calculated at the time of the failure. See the error log for the actual replacement strategy.

---

**BC14062D****Explanation:**

A problem occurred while reading Processor NOR flash partition table.

**Response:**

The FRU callouts are calculated at the time of the failure. See the error log for the actual replacement strategy.

---

**BC14062F****Explanation:**

Firmware level mismatch.

**Response:**

The FRU callouts are calculated at the time of the failure. See the error log for the actual replacement strategy.

---

**BC140630****Explanation:**

Secureboot key transition failure.

**Response:**

The FRU callouts are calculated at the time of the failure. See the error log for the actual replacement strategy.

---

**BC140631****Explanation:**

Firmware Error.

**Response:**

The FRU callouts are calculated at the time of the failure. See the error log for the actual replacement strategy.

---

**BC140632****Explanation:**

BMC not responding while accessing the flash.

**Response:**

The FRU callouts are calculated at the time of the failure. See the error log for the actual replacement strategy.

---

**BC140633****Explanation:**

BMC not responding while accessing the flash.

**Response:**

The FRU callouts are calculated at the time of the failure. See the error log for the actual replacement strategy.

---

**BC140634****Explanation:**

Security failure: unable to securely load requested firmware.

**Response:**

The FRU callouts are calculated at the time of the failure. See the error log for the actual replacement strategy.

---

**BC140635****Explanation:**

A problem occurred within the security subsystem.

**Response:**

The FRU callouts are calculated at the time of the failure. See the error log for the actual replacement strategy.

---

**BC140636****Explanation:**

A problem occurred within the security subsystem.

**Response:**

The FRU callouts are calculated at the time of the failure. See the error log for the actual replacement strategy.

---

**BC140637****Explanation:**

A problem occurred within the security subsystem.

**Response:**



The FRU callouts are calculated at the time of the failure. See the error log for the actual replacement strategy.

---

**BC140638****Explanation:**

Failure in security subsystem.

**Response:**

The FRU callouts are calculated at the time of the failure. See the error log for the actual replacement strategy.

---

**BC140639****Explanation:**

Platform Security Error.

**Response:**

The FRU callouts are calculated at the time of the failure. See the error log for the actual replacement strategy.

---

**BC14063A****Explanation:**

Failure in security subsystem.

**Response:**

The FRU callouts are calculated at the time of the failure. See the error log for the actual replacement strategy.

---

**BC14063B****Explanation:**

Failure in security subsystem.

**Response:**

The FRU callouts are calculated at the time of the failure. See the error log for the actual replacement strategy.

---

**BC14063C****Explanation:**

Failure in security subsystem.

**Response:**

The FRU callouts are calculated at the time of the failure. See the error log for the actual replacement strategy.

---

**BC14063D****Explanation:**

A problem occurred while reading Processor NOR flash partition table.

**Response:**

The FRU callouts are calculated at the time of the failure. See the error log for the actual replacement strategy.

---

**BC140702****Explanation:**

A problem occurred during the IPL of the system.

**Response:**

The FRU callouts are calculated at the time of the failure. See the error log for the actual replacement strategy.

---

**BC140703****Explanation:**

During processor/memory subsystem initialization, an error was encountered: Timed out waiting for data in FIFO to read.

**Response:**

The FRU callouts are calculated at the time of the failure. See the error log for the actual replacement strategy.

---

**BC140705****Explanation:**

During processor/memory subsystem initialization, an error was encountered: Timed out waiting for command complete.

**Response:**

The FRU callouts are calculated at the time of the failure. See the error log for the actual replacement strategy.

---

**BC140706****Explanation:**

A problem occurred during the IPL of the system: An error was found in the I2C status register.

**Response:**

The FRU callouts are calculated at the time of the failure. See the error log for the actual replacement strategy.

---

**BC140707****Explanation:**

During processor/memory subsystem initialization, an error was encountered: Master Sentinel chip was used as a target for an I2C operation. This is not permitted.

**Response:**

The FRU callouts are calculated at the time of the failure. See the error log for the actual replacement strategy.

---

**BC14070A****Explanation:**

A problem occurred during the IPL of the system.

**Response:**

The FRU callouts are calculated at the time of the failure. See the error log for the actual replacement strategy.

---

**BC14070B****Explanation:**

A problem occurred during the IPL of the system: A NACK error was found in the I2C Status register.

**Response:**

The FRU callouts are calculated at the time of the failure. See the error log for the actual replacement strategy.

---

**BC14070C**

**Explanation:**

A problem occurred during the IPL of the system: A Bus Arbitration Lost error was found in the I2C status register.

**Response:**

The FRU callouts are calculated at the time of the failure. See the error log for the actual replacement strategy.

---

**BC14070D**

**Explanation:**

During processor/memory subsystem initialization, an error was encountered: I2C read/write interface not linked.

**Response:**

The FRU callouts are calculated at the time of the failure. See the error log for the actual replacement strategy.

---

**BC14070E**

**Explanation:**

During processor/memory subsystem initialization, an error was encountered: I2C access error.

**Response:**

The FRU callouts are calculated at the time of the failure. See the error log for the actual replacement strategy.

---

**BC14070F**

**Explanation:**

During processor/memory subsystem initialization, an error was encountered: I2C offset length is invalid.

**Response:**

The FRU callouts are calculated at the time of the failure. See the error log for the actual replacement strategy.

---

**BC140710**

**Explanation:**

During processor/memory subsystem initialization, an error was encountered: There was an error retrieving the EEPROM page mutex for this i2c master engine.

**Response:**

The FRU callouts are calculated at the time of the failure. See the error log for the actual replacement strategy.

---

**BC140711**

**Explanation:**

During processor/memory subsystem initialization, an error was encountered: Invalid page requested.

**Response:**

The FRU callouts are calculated at the time of the failure. See the error log for the actual replacement strategy.

---

**BC140712**

**Explanation:**

During processor/memory subsystem initialization, an error was encountered: I2C master encountered an error while trying to unlock the eepromPage.

**Response:**

The FRU callouts are calculated at the time of the failure. See the error log for the actual replacement strategy.

---

**BC140713**

**Explanation:**

A problem occurred during the IPL of the system.

**Response:**

The FRU callouts are calculated at the time of the failure. See the error log for the actual replacement strategy.

---

**BC140714**

**Explanation:**

Unexpected boot firmware error.

**Response:**

The FRU callouts are calculated at the time of the failure. See the error log for the actual replacement strategy.

---

**BC140715**

**Explanation:**

Unexpected boot firmware error.

**Response:**

The FRU callouts are calculated at the time of the failure. See the error log for the actual replacement strategy.

---

**BC140716**

**Explanation:**

Firmware error during boot.

**Response:**

The FRU callouts are calculated at the time of the failure. See the error log for the actual replacement strategy.

---

**BC140717**

**Explanation:**

Firmware error during boot.

**Response:**

The FRU callouts are calculated at the time of the failure. See the error log for the actual replacement strategy.

---

**BC140718****Explanation:**

Unexpected firmware error.

**Response:**

The FRU callouts are calculated at the time of the failure. See the error log for the actual replacement strategy.

---

**BC140719****Explanation:**

Unexpected firmware error.

**Response:**

The FRU callouts are calculated at the time of the failure. See the error log for the actual replacement strategy.

---

**BC14071A****Explanation:**

Unexpected firmware error.

**Response:**

The FRU callouts are calculated at the time of the failure. See the error log for the actual replacement strategy.

---

**BC14071B****Explanation:**

Unexpected firmware error.

**Response:**

The FRU callouts are calculated at the time of the failure. See the error log for the actual replacement strategy.

---

**BC14071C****Explanation:**

Unexpected firmware error.

**Response:**

The FRU callouts are calculated at the time of the failure. See the error log for the actual replacement strategy.

---

**BC14071D****Explanation:**

Unexpected firmware error.

**Response:**

The FRU callouts are calculated at the time of the failure. See the error log for the actual replacement strategy.

---

**BC140801****Explanation:**

During processor/memory subsystem initialization, an error was encountered: Could not load/unload module.

**Response:**

The FRU callouts are calculated at the time of the failure. See the error log for the actual replacement strategy.

---

**BC140803****Explanation:**

During processor/memory subsystem initialization, an error was encountered: Could not allocate virtual memory.

**Response:**

The FRU callouts are calculated at the time of the failure. See the error log for the actual replacement strategy.

---

**BC140804****Explanation:**

During processor/memory subsystem initialization, an error was encountered: Could not set permissions on virtual memory.

**Response:**

The FRU callouts are calculated at the time of the failure. See the error log for the actual replacement strategy.

---

**BC140805****Explanation:**

During processor/memory subsystem initialization, an error was encountered: Module does not exist.

**Response:**

The FRU callouts are calculated at the time of the failure. See the error log for the actual replacement strategy.

---

**BC140806****Explanation:**

During processor/memory subsystem initialization, an error was encountered: Module is not a data module.

**Response:**

The FRU callouts are calculated at the time of the failure. See the error log for the actual replacement strategy.

---

**BC140807****Explanation:**

A problem was detected during the IPL of the system: Task crashed.

**Response:**

The FRU callouts are calculated at the time of the failure. See the error log for the actual replacement strategy.

---

**BC140808**

**Explanation:**

Corrupted flash image or firmware error during system boot.

**Response:**

The FRU callouts are calculated at the time of the failure. See the error log for the actual replacement strategy.

---

**BC140901****Explanation:**

A problem was detected during the IPL of the system: A hardware initialization procedure requested an invalid attribute.

**Response:**

The FRU callouts are calculated at the time of the failure. See the error log for the actual replacement strategy.

---

**BC140902****Explanation:**

During processor/memory subsystem initialization, an error was encountered: Request for EC features on an attribute without EC features.

**Response:**

The FRU callouts are calculated at the time of the failure. See the error log for the actual replacement strategy.

---

**BC140907****Explanation:**

Internal firmware error.

**Response:**

The FRU callouts are calculated at the time of the failure. See the error log for the actual replacement strategy.

---

**BC140908****Explanation:**

Firmware Error.

**Response:**

The FRU callouts are calculated at the time of the failure. See the error log for the actual replacement strategy.

---

**BC140909****Explanation:**

Firmware Error.

**Response:**

The FRU callouts are calculated at the time of the failure. See the error log for the actual replacement strategy.

---

**BC14090A****Explanation:**

Firmware Error.

**Response:**

The FRU callouts are calculated at the time of the failure. See the error log for the actual replacement strategy.

---

**BC14090D****Explanation:**

Firmware error during IPL.

**Response:**

The FRU callouts are calculated at the time of the failure. See the error log for the actual replacement strategy.

---

**BC14090E****Explanation:**

Firmware error during IPL.

**Response:**

The FRU callouts are calculated at the time of the failure. See the error log for the actual replacement strategy.

---

**BC14090F****Explanation:**

Error initializing processor/memory subsystem during boot. See FRU list for repair actions.

**Response:**

The FRU callouts are calculated at the time of the failure. See the error log for the actual replacement strategy.

---

**BC140910****Explanation:**

Firmware error during IPL.

**Response:**

The FRU callouts are calculated at the time of the failure. See the error log for the actual replacement strategy.

---

**BC140911****Explanation:**

Firmware error during IPL.

**Response:**

The FRU callouts are calculated at the time of the failure. See the error log for the actual replacement strategy.

---

**BC140912****Explanation:**

A problem occurred during the IPL of the system.

**Response:**

The FRU callouts are calculated at the time of the failure. Examine the error log for the actual replacement strategy.

---

**BC140913**

**Explanation:**

During processor/memory subsystem initialization, an error was encountered.

**Response:**

The FRU callouts are calculated at the time of the failure. Examine the error log for the actual replacement strategy.

---

**BC140914****Explanation:**

During processor/memory subsystem initialization, an error was encountered.

**Response:**

The FRU callouts are calculated at the time of the failure. Examine the error log for the actual replacement strategy.

---

**BC140915****Explanation:**

During processor/memory subsystem initialization, an error was encountered.

**Response:**

The FRU callouts are calculated at the time of the failure. Examine the error log for the actual replacement strategy.

---

**BC140916****Explanation:**

During processor/memory subsystem initialization, an error was encountered.

**Response:**

The FRU callouts are calculated at the time of the failure. Examine the error log for the actual replacement strategy.

---

**BC140917****Explanation:**

During processor/memory subsystem initialization, an error was encountered.

**Response:**

The FRU callouts are calculated at the time of the failure. Examine the error log for the actual replacement strategy.

---

**BC14091B****Explanation:**

A problem occurred during the IPL of the system.

**Response:**

The FRU callouts are calculated at the time of the failure. Examine the error log for the actual replacement strategy.

---

**BC14091C****Explanation:**

During processor/memory subsystem initialization, an error was encountered.

**Response:**

The FRU callouts are calculated at the time of the failure. Examine the error log for the actual replacement strategy.

---

**BC14091D****Explanation:**

A problem occurred during the IPL of the system.

**Response:**

The FRU callouts are calculated at the time of the failure. Examine the error log for the actual replacement strategy.

---

**BC14091E****Explanation:**

During processor/memory subsystem initialization, an error was encountered.

**Response:**

The FRU callouts are calculated at the time of the failure. Examine the error log for the actual replacement strategy.

---

**BC14091F****Explanation:**

During processor/memory subsystem initialization, an error was encountered.

**Response:**

The FRU callouts are calculated at the time of the failure. Examine the error log for the actual replacement strategy.

---

**BC140920****Explanation:**

A problem occurred during the IPL of the system.

**Response:**

The FRU callouts are calculated at the time of the failure. Examine the error log for the actual replacement strategy.

---

**BC140921****Explanation:**

A problem occurred during the IPL of the system.

**Response:**

The FRU callouts are calculated at the time of the failure. Examine the error log for the actual replacement strategy.

---

**BC140922****Explanation:**

A problem occurred during the IPL of the system.

**Response:**

The FRU callouts are calculated at the time of the failure. Examine the error log for the actual replacement strategy.

---

**BC140923****Explanation:**

A problem occurred during the IPL of the system.

**Response:**

The FRU callouts are calculated at the time of the failure. Examine the error log for the actual replacement strategy.

---

**BC140924****Explanation:**

Error unmapping memory section.

**Response:**

The FRU callouts are calculated at the time of the failure. See the error log for the actual replacement strategy.

---

**BC140925****Explanation:**

During processor/memory subsystem initialization, an error was encountered: The hwsv returned a message where the extra data was null. This should not happen so need to tell HostBoot to stop the ipl.

**Response:**

The FRU callouts are calculated at the time of the failure. See the error log for the actual replacement strategy.

---

**BC140926****Explanation:**

During processor/memory subsystem initialization, an error was encountered: The hwsv found an error while processing the message so it sent an error message back to indicate to HostBoot to stop the IPL. Userdata1 will have the error PLID from hwsv's errorlog.

**Response:**

The FRU callouts are calculated at the time of the failure. See the error log for the actual replacement strategy.

---

**BC140927****Explanation:**

During processor/memory subsystem initialization, an error was encountered: The hwsv returned a message where there was an error when the powr function was called. userdata1 contains the errorlog plid from hwsv generated by the powr function.

**Response:**

The FRU callouts are calculated at the time of the failure. See the error log for the actual replacement strategy.

---

**BC140928****Explanation:**

During processor/memory subsystem initialization, an error was encountered: HB got an incorrect type message. HB did not provide the correct message type in the istep. Userdata1 shows the message type passed in.

**Response:**

The FRU callouts are calculated at the time of the failure. See the error log for the actual replacement strategy.

---

**BC140929****Explanation:**

A problem occurred during the IPL of the system.

**Response:**

The FRU callouts are calculated at the time of the failure. Examine the error log for the actual replacement strategy.

---

**BC14092A****Explanation:**

During processor/memory subsystem initialization, an error was encountered: messages from other nodes have not returned in time.

**Response:**

The FRU callouts are calculated at the time of the failure. See the error log for the actual replacement strategy.

---

**BC14092B****Explanation:**

During processor/memory subsystem initialization, an error was encountered: host coalesce host timer thread failed.

**Response:**

The FRU callouts are calculated at the time of the failure. See the error log for the actual replacement strategy.

---

**BC14092C****Explanation:**

During processor/memory subsystem initialization, an error was encountered.

**Response:**

The FRU callouts are calculated at the time of the failure. Examine the error log for the actual replacement strategy.

---

**BC14092D****Explanation:**

During processor/memory subsystem initialization, an error was encountered.

**Response:**

The FRU callouts are calculated at the time of the failure. Examine the error log for the actual replacement strategy.

---

**BC14092E****Explanation:**

During processor/memory subsystem initialization, an error was encountered: Request given to load payload into mirrored memory, but no mirrored memory exists at that location.

**Response:**

The FRU callouts are calculated at the time of the failure. See the error log for the actual replacement strategy.

---

**BC140930****Explanation:**

Read/write requested while in DISABLE\_DRAM\_REPAIRS mode found extra bad bits set for DIMM.

**Response:**

The FRU callouts are calculated at the time of the failure. See the error log for the actual replacement strategy.

---

**BC140931****Explanation:**

A problem occurred during the IPL of the system.

**Response:**

The FRU callouts are calculated at the time of the failure. See the error log for the actual replacement strategy.

---

**BC140932****Explanation:**

A problem occurred during the IPL of the system.

**Response:**

The FRU callouts are calculated at the time of the failure. See the error log for the actual replacement strategy.

---

**BC140933****Explanation:**

During processor/memory subsystem initialization, an error was encountered: Failed due to wrong DIMM type.

**Response:**

The FRU callouts are calculated at the time of the failure. See the error log for the actual replacement strategy.

---

**BC140934****Explanation:**

During processor/memory subsystem initialization, an error was encountered: Either nominal, max turbo or

min power save frequency for the processor HUID (userdata1) is zero.

**Response:**

The FRU callouts are calculated at the time of the failure. See the error log for the actual replacement strategy.

---

**BC140935****Explanation:**

During processor/memory subsystem initialization, an error was encountered: Input buffer size is smaller than expected length.

**Response:**

The FRU callouts are calculated at the time of the failure. See the error log for the actual replacement strategy.

---

**BC140936****Explanation:**

During processor/memory subsystem initialization, an error was encountered: Nominal frequency(userdata1) does not match nominal frequency(userdata2) on other cores. Should be the same for all chips.

**Response:**

The FRU callouts are calculated at the time of the failure. See the error log for the actual replacement strategy.

---

**BC140937****Explanation:**

During processor/memory subsystem initialization, an error was encountered: Invalid bucket id found for the voltage data.

**Response:**

The FRU callouts are calculated at the time of the failure. See the error log for the actual replacement strategy.

---

**BC140938****Explanation:**

During processor/memory subsystem initialization, an error was encountered: Bucket id from PR keyword does not match bucket id in the voltage data.

**Response:**

The FRU callouts are calculated at the time of the failure. See the error log for the actual replacement strategy.

---

**BC140939****Explanation:**

During processor/memory subsystem initialization, an error was encountered: Unsupported #V keyword data version found.

**Response:**

The FRU callouts are calculated at the time of the failure. See the error log for the actual replacement strategy.

---

**BC14093B****Explanation:**

During processor/memory subsystem initialization, an error was encountered: When Workload Optimized Frequency (WOF) is enabled, ultra turbo freq should not be 0.

**Response:**

The FRU callouts are calculated at the time of the failure. See the error log for the actual replacement strategy.

---

**BC14093C****Explanation:**

During processor/memory subsystem initialization, an error was encountered: When Workload Optimized Frequency (WOF) is enabled, the WOF Freq Uplift index should be 1,2,3, or 4.

**Response:**

The FRU callouts are calculated at the time of the failure. See the error log for the actual replacement strategy.

---

**BC14093D****Explanation:**

A problem occurred during the IPL of the system.

**Response:**

The FRU callouts are calculated at the time of the failure. See the error log for the actual replacement strategy.

---

**BC14093E****Explanation:**

Error uncompressing payload image from boot flash.

**Response:**

The FRU callouts are calculated at the time of the failure. See the error log for the actual replacement strategy.

---

**BC140A01****Explanation:**

An internal function called the FSI device driver with an improper data length.

**Response:**

The FRU callouts are calculated at the time of the failure. See the error log for the actual replacement strategy.

---

**BC140A03****Explanation:**

A problem occurred during the IPL of the system.

**Response:**

The FRU callouts are calculated at the time of the failure. See the error log for the actual replacement strategy.

---

**BC140A04****Explanation:**

A problem occurred during the IPL of the system.

**Response:**

The FRU callouts are calculated at the time of the failure. See the error log for the actual replacement strategy.

---

**BC140A06****Explanation:**

A problem occurred during the IPL of the system.

**Response:**

The FRU callouts are calculated at the time of the failure. See the error log for the actual replacement strategy.

---

**BC140A08****Explanation:**

A problem occurred during the IPL of the system.

**Response:**

The FRU callouts are calculated at the time of the failure. See the error log for the actual replacement strategy.

---

**BC140A09****Explanation:**

A problem occurred during the IPL of the system.

**Response:**

The FRU callouts are calculated at the time of the failure. See the error log for the actual replacement strategy.

---

**BC140A0A****Explanation:**

A problem occurred during the IPL of the system.

**Response:**

The FRU callouts are calculated at the time of the failure. See the error log for the actual replacement strategy.

---

**BC140A0B****Explanation:**

A problem occurred during the IPL of the system.

**Response:**

The FRU callouts are calculated at the time of the failure. See the error log for the actual replacement strategy.

---

**BC140A0C****Explanation:**

A problem occurred during the IPL of the system.



**Response:**

The FRU callouts are calculated at the time of the failure. See the error log for the actual replacement strategy.

---

**BC140A0D****Explanation:**

A problem occurred during the IPL of the system.

**Response:**

The FRU callouts are calculated at the time of the failure. See the error log for the actual replacement strategy.

---

**BC140A0E****Explanation:**

A problem occurred during the IPL of the system.

**Response:**

The FRU callouts are calculated at the time of the failure. See the error log for the actual replacement strategy.

---

**BC140A0F****Explanation:**

FSI and MVPD do not agree.

**Response:**

The FRU callouts are calculated at the time of the failure. See the error log for the actual replacement strategy.

---

**BC140A10****Explanation:**

FSI and CVPD do not agree.

**Response:**

The FRU callouts are calculated at the time of the failure. See the error log for the actual replacement strategy.

---

**BC140A11****Explanation:**

A problem occurred during the IPL of the system.

**Response:**

The FRU callouts are calculated at the time of the failure. See the error log for the actual replacement strategy.

---

**BC140A12****Explanation:**

A problem occurred during the IPL of the system.

**Response:**

The FRU callouts are calculated at the time of the failure. See the error log for the actual replacement strategy.

---

**BC140B01****Explanation:**

During processor/memory subsystem initialization, an error was encountered.

**Response:**

The FRU callouts are calculated at the time of the failure. Examine the error log for the actual replacement strategy.

---

**BC140B02****Explanation:**

A problem occurred during the IPL of the system. The eyecatch value observed in memory does not match the expected value and therefore the contents of the attribute sections are unable to be parsed.

**Response:**

The FRU callouts are calculated at the time of the failure. See the error log for the actual replacement strategy.

---

**BC140B03****Explanation:**

Kernel failed to block memory.

**Response:**

The FRU callouts are calculated at the time of the failure. See the error log for the actual replacement strategy.

---

**BC140B04****Explanation:**

Kernel failed to set permissions on virtual memory block.

**Response:**

The FRU callouts are calculated at the time of the failure. See the error log for the actual replacement strategy.

---

**BC140B05****Explanation:**

Unexpected boot firmware error occurred.

**Response:**

The FRU callouts are calculated at the time of the failure. See the error log for the actual replacement strategy.

---

**BC140B06****Explanation:**

FW error, unexpected Attribute section type.

**Response:**

The FRU callouts are calculated at the time of the failure. See the error log for the actual replacement strategy.

---

**BC140B07****Explanation:**

A problem occurred during the IPL of the system: Attributes were not fully synchronized between the host firmware and service processor.

**Response:**

The FRU callouts are calculated at the time of the failure. See the error log for the actual replacement strategy.

---

**BC140B08**

**Explanation:**

During processor/memory subsystem initialization, an error was encountered: The attribute synchronization code on the service processor side was unable to fulfill the sync to HostBoot request.

**Response:**

The FRU callouts are calculated at the time of the failure. See the error log for the actual replacement strategy.

---

**BC140B09**

**Explanation:**

During processor/memory subsystem initialization, an error was encountered: The attribute synchronization from the service processor failed.

**Response:**

The FRU callouts are calculated at the time of the failure. See the error log for the actual replacement strategy.

---

**BC140B0A**

**Explanation:**

During processor/memory subsystem initialization, an error was encountered.

**Response:**

The FRU callouts are calculated at the time of the failure. Examine the error log for the actual replacement strategy.

---

**BC140B0B**

**Explanation:**

During processor/memory subsystem initialization, an error was encountered.

**Response:**

The FRU callouts are calculated at the time of the failure. Examine the error log for the actual replacement strategy.

---

**BC140B0C**

**Explanation:**

During processor/memory subsystem initialization, an error was encountered: Targeting target's type not supported by runtime code.

**Response:**

The FRU callouts are calculated at the time of the failure. See the error log for the actual replacement strategy.

---

**BC140B0D**

**Explanation:**

Invalid configuration data in firmware Processor NOR flash.

**Response:**

The FRU callouts are calculated at the time of the failure. See the error log for the actual replacement strategy.

---

**BC140B0E**

**Explanation:**

Invalid configuration data in firmware Processor NOR flash.

**Response:**

The FRU callouts are calculated at the time of the failure. See the error log for the actual replacement strategy.

---

**BC140B0F**

**Explanation:**

During processor/memory subsystem initialization, an error was encountered: Failure applying given attribute override on given target.

**Response:**

The FRU callouts are calculated at the time of the failure. See the error log for the actual replacement strategy.

---

**BC140B10**

**Explanation:**

During processor/memory subsystem initialization, an error was encountered: Given target does not have given attribute to apply override.

**Response:**

The FRU callouts are calculated at the time of the failure. See the error log for the actual replacement strategy.

---

**BC140B11**

**Explanation:**

Invalid configuration data in firmware Processor NOR flash.

**Response:**

The FRU callouts are calculated at the time of the failure. See the error log for the actual replacement strategy.

---

**BC140B12**

**Explanation:**

Invalid configuration data in firmware Processor NOR flash.

**Response:**

The FRU callouts are calculated at the time of the failure. See the error log for the actual replacement strategy.

---

**BC140B13****Explanation:**

Kernel failed to block map memory.

**Response:**

The FRU callouts are calculated at the time of the failure. See the error log for the actual replacement strategy.

---

**BC140B15****Explanation:**

Kernel failed to unblock mapped memory.

**Response:**

The FRU callouts are calculated at the time of the failure. See the error log for the actual replacement strategy.

---

**BC140B16****Explanation:**

Unexpected internal firmware error.

**Response:**

The FRU callouts are calculated at the time of the failure. See the error log for the actual replacement strategy.

---

**BC140B17****Explanation:**

Unexpected internal firmware error.

**Response:**

The FRU callouts are calculated at the time of the failure. See the error log for the actual replacement strategy.

---

**BC140B18****Explanation:**

Internal firmware error preparing for concurrent code update.

**Response:**

The FRU callouts are calculated at the time of the failure. See the error log for the actual replacement strategy.

---

**BC140B19****Explanation:**

Unsupported override configuration data.

**Response:**

The FRU callouts are calculated at the time of the failure. See the error log for the actual replacement strategy.

---

**BC140B1A****Explanation:**

Unexpected boot firmware failure.

**Response:**

The FRU callouts are calculated at the time of the failure. See the error log for the actual replacement strategy.

---

**BC140B1B****Explanation:**

Tolerated boot firmware error occurred.

**Response:**

The FRU callouts are calculated at the time of the failure. See the error log for the actual replacement strategy.

---

**BC140B80****Explanation:**

During processor/memory subsystem initialization, an error was encountered: The caller passed an invalid node target to find the master proc handle.

**Response:**

The FRU callouts are calculated at the time of the failure. See the error log for the actual replacement strategy.

---

**BC140B81****Explanation:**

During processor/memory subsystem initialization, an error was encountered: The caller passed an invalid node target to find the master proc handle.

**Response:**

The FRU callouts are calculated at the time of the failure. See the error log for the actual replacement strategy.

---

**BC140B82****Explanation:**

Internal firmware error applying custom configuration settings.

**Response:**

The FRU callouts are calculated at the time of the failure. See the error log for the actual replacement strategy.

---

**BC140B83****Explanation:**

Firmware error doing code update.

**Response:**

The FRU callouts are calculated at the time of the failure. See the error log for the actual replacement strategy.

---

**BC140B84****Explanation:**

Firmware error doing code update.

**Response:**

The FRU callouts are calculated at the time of the failure. See the error log for the actual replacement strategy.

---

**BC140B85****Explanation:**

Firmware error doing code update.

**Response:**

The FRU callouts are calculated at the time of the failure. See the error log for the actual replacement strategy.

---

**BC140B86****Explanation:**

Firmware error doing code update.

**Response:**

The FRU callouts are calculated at the time of the failure. See the error log for the actual replacement strategy.

---

**BC140B87****Explanation:**

Firmware error doing code update.

**Response:**

The FRU callouts are calculated at the time of the failure. See the error log for the actual replacement strategy.

---

**BC140B88****Explanation:**

Firmware error doing code update.

**Response:**

The FRU callouts are calculated at the time of the failure. See the error log for the actual replacement strategy.

---

**BC140B89****Explanation:**

Attempted to perform an invalid attribute look up.

**Response:**

The FRU callouts are calculated at the time of the failure. See the error log for the actual replacement strategy.

---

**BC140B8A****Explanation:**

A problem occurred during the IPL of the system. Expected resource was not indicated to be present.

**Response:**

The FRU callouts are calculated at the time of the failure. See the error log for the actual replacement strategy.

---

**BC140B8B****Explanation:**

During processor/memory subsystem initialization, an error was encountered: Error: Failed to translate common association address to platform address.

---

**Response:**

The FRU callouts are calculated at the time of the failure. See the error log for the actual replacement strategy.

---

**BC140B8C****Explanation:**

During processor/memory subsystem initialization, an error was encountered: Error: No free association entry to set.

**Response:**

The FRU callouts are calculated at the time of the failure. See the error log for the actual replacement strategy.

---

**BC140C01****Explanation:**

During processor/memory subsystem initialization, an error was encountered: Attempt to deconfigure a target that is not deconfigurable or not present.

**Response:**

The FRU callouts are calculated at the time of the failure. See the error log for the actual replacement strategy.

---

**BC140C03****Explanation:**

During processor/memory subsystem initialization, an error was encountered: Invalid target encountered in processing of HW callout.

**Response:**

The FRU callouts are calculated at the time of the failure. See the error log for the actual replacement strategy.

---

**BC140C04****Explanation:**

During processor/memory subsystem initialization, an error was encountered: Insufficient hardware to continue.

**Response:**

The FRU callouts are calculated at the time of the failure. See the error log for the actual replacement strategy.

---

**BC140C05****Explanation:**

A problem occurred during the IPL of the system: No functional processor cores were found on the master processor.

**Response:**

The FRU callouts are calculated at the time of the failure. See the error log for the actual replacement strategy.

---

**BC140C06****Explanation:**

A problem occurred during the IPL of the system: Found no functional dimm cards.

**Response:**

The FRU callouts are calculated at the time of the failure. See the error log for the actual replacement strategy.

---

**BC140C07****Explanation:**

A problem occurred during the IPL of the system: No functional master processor was found on this node.

**Response:**

The FRU callouts are calculated at the time of the failure. See the error log for the actual replacement strategy.

---

**BC140C08****Explanation:**

A problem occurred during the IPL of the system: No functional nodes were found on the system.

**Response:**

The FRU callouts are calculated at the time of the failure. See the error log for the actual replacement strategy.

---

**BC140C09****Explanation:**

A problem occurred during the IPL of the system: Found no functional dimm cards.

**Response:**

The FRU callouts are calculated at the time of the failure. See the error log for the actual replacement strategy.

---

**BC140C0A****Explanation:**

A previously discovered hardware issue is being ignored to allow the system to boot.

**Response:**

The FRU callouts are calculated at the time of the failure. See the error log for the actual replacement strategy.

---

**BC140C0B****Explanation:**

A problem occurred during the IPL of the system: A critical resource was found to be deconfigured.

**Response:**

The FRU callouts are calculated at the time of the failure. See the error log for the actual replacement strategy.

---

**BC140C0C****Explanation:**

A problem occurred during the IPL of the system: Found no functional dimm cards.

**Response:**

The FRU callouts are calculated at the time of the failure. See the error log for the actual replacement strategy.

---

**BC140C0E****Explanation:**

Insufficient hardware to continue IPL.

**Response:**

The FRU callouts are calculated at the time of the failure. See the error log for the actual replacement strategy.

---

**BC140C0F****Explanation:**

Incompatible Processor Chip Levels.

**Response:**

The FRU callouts are calculated at the time of the failure. See the error log for the actual replacement strategy.

---

**BC140C10****Explanation:**

Incompatible Processor Chip Levels.

**Response:**

The FRU callouts are calculated at the time of the failure. See the error log for the actual replacement strategy.

---

**BC140C11****Explanation:**

Host firmware encountered an internal error.

**Response:**

The FRU callouts are calculated at the time of the failure. See the error log for the actual replacement strategy.

---

**BC140C12****Explanation:**

Host firmware encountered an internal error.

**Response:**

The FRU callouts are calculated at the time of the failure. See the error log for the actual replacement strategy.

---

**BC140C13****Explanation:**

Host Firmware encountered an internal error.

**Response:**

The FRU callouts are calculated at the time of the failure. See the error log for the actual replacement strategy.

---

**BC140C14**

**Explanation:**

A problem occurred during the IPL of the system: Found too many obus links.

**Response:**

The FRU callouts are calculated at the time of the failure. See the error log for the actual replacement strategy.

---

**BC140C15**

**Explanation:**

A problem occurred during the IPL of the system: No memory found.

**Response:**

The FRU callouts are calculated at the time of the failure. See the error log for the actual replacement strategy.

---

**BC140C16**

**Explanation:**

A problem occurred during IPL of the system: Internal Firmware Error.

**Response:**

The FRU callouts are calculated at the time of the failure. See the error log for the actual replacement strategy.

---

**BC140C19**

**Explanation:**

A problem occurred during IPL of the system: Internal Firmware Error.

**Response:**

The FRU callouts are calculated at the time of the failure. See the error log for the actual replacement strategy.

---

**BC140C1A**

**Explanation:**

An issue occurred during IPL of the system: Internal Firmware Error.

**Response:**

The FRU callouts are calculated at the time of the failure. See the error log for the actual replacement strategy.

---

**BC140C1B**

**Explanation:**

Incompatible Processor Chip Levels.

**Response:**

The FRU callouts are calculated at the time of the failure. See the error log for the actual replacement strategy.

---

**BC140C1C**

**Explanation:**

Incompatible Processor Chip Levels.

**Response:**

The FRU callouts are calculated at the time of the failure. See the error log for the actual replacement strategy.

---

**BC140C1D**

**Explanation:**

Incompatible Processor Chip Levels.

**Response:**

The FRU callouts are calculated at the time of the failure. See the error log for the actual replacement strategy.

---

**BC140C81**

**Explanation:**

A problem occurred during the IPL of the system. Attempt to create a deconfiguration record for a target that is not deconfigurable or not present.

**Response:**

The FRU callouts are calculated at the time of the failure. See the error log for the actual replacement strategy.

---

**BC140C82**

**Explanation:**

A problem occurred during the IPL of the system. Attempt to create a deconfiguration record for a target, but the deconfiguration repository is full.

**Response:**

The FRU callouts are calculated at the time of the failure. See the error log for the actual replacement strategy.

---

**BC140C83**

**Explanation:**

Invalid chipid from hardware (all FFs).

**Response:**

The FRU callouts are calculated at the time of the failure. See the error log for the actual replacement strategy.

---

**BC140C84**

**Explanation:**

Invalid Lx keyword.

**Response:**

The FRU callouts are calculated at the time of the failure. See the error log for the actual replacement strategy.

---

**BC140C85****Explanation:**

Bad MCA target.

**Response:**

The FRU callouts are calculated at the time of the failure. See the error log for the actual replacement strategy.

---

**BC140C86****Explanation:**

During processor/memory subsystem initialization, an error was encountered: Post de-configuration of target failed.

**Response:**

The FRU callouts are calculated at the time of the failure. See the error log for the actual replacement strategy.

---

**BC140C87****Explanation:**

During processor/memory subsystem initialization, an error was encountered: Post de-configuration of target failed.

**Response:**

The FRU callouts are calculated at the time of the failure. See the error log for the actual replacement strategy.

---

**BC140C88****Explanation:**

Insufficient DIMM resources.

**Response:**

The FRU callouts are calculated at the time of the failure. See the error log for the actual replacement strategy.

---

**BC140D01****Explanation:**

A problem occurred during the IPL of the system: Error returned from SCOM engine after write.

**Response:**

The FRU callouts are calculated at the time of the failure. See the error log for the actual replacement strategy.

---

**BC140D02****Explanation:**

A problem occurred during the IPL of the system: Error returned from SCOM engine after read.

**Response:**

The FRU callouts are calculated at the time of the failure. See the error log for the actual replacement strategy.

---

**BC140D03****Explanation:**

During processor/memory subsystem initialization, an error was encountered: Multi-SCOM read did not return correct SCOMs.

**Response:**

The FRU callouts are calculated at the time of the failure. See the error log for the actual replacement strategy.

---

**BC140D04****Explanation:**

A problem occurred during the IPL of the system: Invalid address on a SCOM operation.

**Response:**

The FRU callouts are calculated at the time of the failure. See the error log for the actual replacement strategy.

---

**BC140D05****Explanation:**

A problem occurred during the IPL of the system: Unsupported SCOM operation type.

**Response:**

The FRU callouts are calculated at the time of the failure. See the error log for the actual replacement strategy.

---

**BC140D06****Explanation:**

During processor/memory subsystem initialization, an error was encountered: Hypervisor firmware request interface not linked.

**Response:**

The FRU callouts are calculated at the time of the failure. See the error log for the actual replacement strategy.

---

**BC140D07****Explanation:**

During processor/memory subsystem initialization, an error was encountered: Unable to allocate firmware request messages.

**Response:**

The FRU callouts are calculated at the time of the failure. See the error log for the actual replacement strategy.

---

**BC140E01****Explanation:**

During processor/memory subsystem initialization, an error was encountered: Invalid operation type.

**Response:**

The FRU callouts are calculated at the time of the failure. See the error log for the actual replacement strategy.

---

**BC140E02**

**Explanation:**

A problem was detected during the IPL of the system: Device type not supported.

**Response:**

The FRU callouts are calculated at the time of the failure. See the error log for the actual replacement strategy.

---

**BC140E03**

**Explanation:**

During processor/memory subsystem initialization, an error was encountered: EEPROM attribute was not found.

**Response:**

The FRU callouts are calculated at the time of the failure. See the error log for the actual replacement strategy.

---

**BC140E04**

**Explanation:**

During processor/memory subsystem initialization, an error was encountered: Invalid EEPROM chip to access.

**Response:**

The FRU callouts are calculated at the time of the failure. See the error log for the actual replacement strategy.

---

**BC140E05**

**Explanation:**

During processor/memory subsystem initialization, an error was encountered: I2C master entity path doesn't exist.

**Response:**

The FRU callouts are calculated at the time of the failure. See the error log for the actual replacement strategy.

---

**BC140E06**

**Explanation:**

During processor/memory subsystem initialization, an error was encountered: I2C master path target is null.

**Response:**

The FRU callouts are calculated at the time of the failure. See the error log for the actual replacement strategy.

---

**BC140E07**

**Explanation:**

During processor/memory subsystem initialization, an error was encountered: Invalid address offset size.

**Response:**

The FRU callouts are calculated at the time of the failure. See the error log for the actual replacement strategy.

---

**BC140E08**

**Explanation:**

A problem occurred during the IPL of the system: I2C buffer offset is too large.

**Response:**

The FRU callouts are calculated at the time of the failure. See the error log for the actual replacement strategy.

---

**BC140E09**

**Explanation:**

During processor/memory subsystem initialization, an error was encountered: I2C write page size is zero.

**Response:**

The FRU callouts are calculated at the time of the failure. See the error log for the actual replacement strategy.

---

**BC140E0A**

**Explanation:**

During processor/memory subsystem initialization, an error was encountered: cacheEeprom mm\_remove\_pages FLUSH failed.

**Response:**

The FRU callouts are calculated at the time of the failure. See the error log for the actual replacement strategy.

---

**BC140E0B**

**Explanation:**

During processor/memory subsystem initialization, an error was encountered: cacheEeprom mm\_remove\_pages FLUSH failed.

**Response:**

The FRU callouts are calculated at the time of the failure. See the error log for the actual replacement strategy.

---

**BC140E0C**

**Explanation:**

During processor/memory subsystem initialization, an error was encountered: buildEepromRecordHeader invalid mux target.

**Response:**



The FRU callouts are calculated at the time of the failure. See the error log for the actual replacement strategy.

---

**BC140E0D****Explanation:**

Soft error in Firmware.

**Response:**

The FRU callouts are calculated at the time of the failure. See the error log for the actual replacement strategy.

---

**BC140E0E****Explanation:**

Firmware detected new part and is restarting.

**Response:**

The FRU callouts are calculated at the time of the failure. See the error log for the actual replacement strategy.

---

**BC140F01****Explanation:**

During processor/memory subsystem initialization, an error was encountered: Interrupt type already registered.

**Response:**

The FRU callouts are calculated at the time of the failure. See the error log for the actual replacement strategy.

---

**BC140F02****Explanation:**

During processor/memory subsystem initialization, an error was encountered: Interrupt resource provider not initialized yet.

**Response:**

The FRU callouts are calculated at the time of the failure. See the error log for the actual replacement strategy.

---

**BC140F03****Explanation:**

During processor/memory subsystem initialization, an error was encountered: Interrupt resource provider not initialized yet.

**Response:**

The FRU callouts are calculated at the time of the failure. See the error log for the actual replacement strategy.

---

**BC140F04****Explanation:**

During processor/memory subsystem initialization, an error was encountered.

**Response:**

The FRU callouts are calculated at the time of the failure. Examine the error log for the actual replacement strategy.

---

**BC140F05****Explanation:**

During processor/memory subsystem initialization, an error was encountered.

**Response:**

The FRU callouts are calculated at the time of the failure. Examine the error log for the actual replacement strategy.

---

**BC140F07****Explanation:**

During processor/memory subsystem initialization, an error was encountered: Error mapping in memory.

**Response:**

The FRU callouts are calculated at the time of the failure. See the error log for the actual replacement strategy.

---

**BC140F08****Explanation:**

During processor/memory subsystem initialization, an error was encountered: Unexpected RC from issuing PSIH B EOI store.

**Response:**

The FRU callouts are calculated at the time of the failure. See the error log for the actual replacement strategy.

---

**BC140F09****Explanation:**

During processor/memory subsystem initialization, an error was encountered: Error unmasking interrupt source.

**Response:**

The FRU callouts are calculated at the time of the failure. See the error log for the actual replacement strategy.

---

**BC140F0C****Explanation:**

During processor/memory subsystem initialization, an error was encountered: Error encountered sending coalesce message to INTRP.

**Response:**

The FRU callouts are calculated at the time of the failure. See the error log for the actual replacement strategy.

---

**BC140F0D****Explanation:**

During processor/memory subsystem initialization, an error was encountered: Error encountered routing IPC message.

**Response:**

The FRU callouts are calculated at the time of the failure. See the error log for the actual replacement strategy.

---

**BC140F0E**

**Explanation:**

Error handling processor interrupts.

**Response:**

The FRU callouts are calculated at the time of the failure. See the error log for the actual replacement strategy.

---

**BC141001**

**Explanation:**

Service Processor Firmware couldn't detect any functional master processor required to boot the host.

**Response:**

The FRU callouts are calculated at the time of the failure. See the error log for the actual replacement strategy.

---

**BC141002**

**Explanation:**

During processor/memory subsystem initialization, an error was encountered: MDMT could not find a functional node.

**Response:**

The FRU callouts are calculated at the time of the failure. See the error log for the actual replacement strategy.

---

**BC141003**

**Explanation:**

Host failed to boot because there was a problem configuring Time Of Day on the Host processors.

**Response:**

The FRU callouts are calculated at the time of the failure. See the error log for the actual replacement strategy.

---

**BC141004**

**Explanation:**

During processor/memory subsystem initialization, an error was encountered.

**Response:**

The FRU callouts are calculated at the time of the failure. Examine the error log for the actual replacement strategy.

---

**BC141005**

**Explanation:**

Service Processor Firmware encountered an internal error.

**Response:**

The FRU callouts are calculated at the time of the failure. See the error log for the actual replacement strategy.

---

**BC141006**

**Explanation:**

During processor/memory subsystem initialization, an error was encountered: Error: Unsupported bus port was detected for the specified bus type. Possible Causes: Invalid bus configuration in targeting, or getBusPort method has not been updated to support all the possible port for a bus on a given system type. Resolution: Development team should be contacted.

**Response:**

The FRU callouts are calculated at the time of the failure. See the error log for the actual replacement strategy.

---

**BC141007**

**Explanation:**

Host failed to boot because there was a problem configuring Time Of Day on the Host processors.

**Response:**

The FRU callouts are calculated at the time of the failure. See the error log for the actual replacement strategy.

---

**BC141008**

**Explanation:**

Host failed to boot because there was a problem configuring Time Of Day on the Host processors.

**Response:**

The FRU callouts are calculated at the time of the failure. See the error log for the actual replacement strategy.

---

**BC141009**

**Explanation:**

Service Processor Firmware encountered an internal error.

**Response:**

The FRU callouts are calculated at the time of the failure. See the error log for the actual replacement strategy.

---

**BC14100A**

**Explanation:**

During processor/memory subsystem initialization, an error was encountered.

**Response:**

The FRU callouts are calculated at the time of the failure. Examine the error log for the actual replacement strategy.

---

**BC14100B****Explanation:**

During processor/memory subsystem initialization, an error was encountered.

**Response:**

The FRU callouts are calculated at the time of the failure. Examine the error log for the actual replacement strategy.

---

**BC14100C****Explanation:**

An internal error occurred. This will force the Time of Day function to run with complete redundancy.

**Response:**

The FRU callouts are calculated at the time of the failure. See the error log for the actual replacement strategy.

---

**BC14100D****Explanation:**

Host failed to boot because there was a problem configuring Time Of Day on the Host processors.

**Response:**

The FRU callouts are calculated at the time of the failure. See the error log for the actual replacement strategy.

---

**BC14100E****Explanation:**

During processor/memory subsystem initialization, an error was encountered.

**Response:**

The FRU callouts are calculated at the time of the failure. Examine the error log for the actual replacement strategy.

---

**BC14100F****Explanation:**

During processor/memory subsystem initialization, an error was encountered.

**Response:**

The FRU callouts are calculated at the time of the failure. Examine the error log for the actual replacement strategy.

---

**BC141011****Explanation:**

Service Processor Firmware encountered an internal error.

**Response:**

The FRU callouts are calculated at the time of the failure. See the error log for the actual replacement strategy.

---

**BC141012****Explanation:**

Service Processor Firmware encountered an internal error.

**Response:**

The FRU callouts are calculated at the time of the failure. See the error log for the actual replacement strategy.

---

**BC141013****Explanation:**

Host failed to boot because there was a problem configuring Time Of Day on the Host processors.

**Response:**

The FRU callouts are calculated at the time of the failure. See the error log for the actual replacement strategy.

---

**BC141014****Explanation:**

Service Processor Firmware encountered an internal error.

**Response:**

The FRU callouts are calculated at the time of the failure. See the error log for the actual replacement strategy.

---

**BC141015****Explanation:**

There was a problem in configuring Time Of Day on the Host processor.

**Response:**

The FRU callouts are calculated at the time of the failure. See the error log for the actual replacement strategy.

---

**BC141017****Explanation:**

Service Processor Firmware encountered an internal error.

**Response:**

The FRU callouts are calculated at the time of the failure. See the error log for the actual replacement strategy.

---

**BC141019****Explanation:**

Service Processor Firmware encountered an internal error.

**Response:**

The FRU callouts are calculated at the time of the failure. See the error log for the actual replacement strategy.

---

**BC14101A****Explanation:**

An internal error occurred. This will force the Time of Day function to run with complete redundancy.

**Response:**

The FRU callouts are calculated at the time of the failure. See the error log for the actual replacement strategy.

---

**BC141101****Explanation:**

A problem occurred during the IPL of the system.

**Response:**

The FRU callouts are calculated at the time of the failure. See the error log for the actual replacement strategy.

---

**BC141102****Explanation:**

During processor/memory subsystem initialization, an error was encountered: Message from service processor. Message type is not within a valid range. Message dropped.

**Response:**

The FRU callouts are calculated at the time of the failure. See the error log for the actual replacement strategy.

---

**BC141104****Explanation:**

A problem occurred during the IPL of the system.

**Response:**

The FRU callouts are calculated at the time of the failure. See the error log for the actual replacement strategy.

---

**BC141105****Explanation:**

During processor/memory subsystem initialization, an error was encountered: Message from service processor. An invalid message queue ID or message type was sent to the service processor.

**Response:**

The FRU callouts are calculated at the time of the failure. See the error log for the actual replacement strategy.

---

**BC141107****Explanation:**

During processor/memory subsystem initialization, an error was encountered: Message queue already registered with mailbox using a different queue.

**Response:**

The FRU callouts are calculated at the time of the failure. See the error log for the actual replacement strategy.

---

**BC141109****Explanation:**

During processor/memory subsystem initialization, an error was encountered: Retry failed. Bad status indicated in PIB status reg.

**Response:**

The FRU callouts are calculated at the time of the failure. See the error log for the actual replacement strategy.

---

**BC14110A****Explanation:**

During processor/memory subsystem initialization, an error was encountered: Mailbox Data Write attempted before ACK.

**Response:**

The FRU callouts are calculated at the time of the failure. See the error log for the actual replacement strategy.

---

**BC14110B****Explanation:**

During processor/memory subsystem initialization, an error was encountered: Mailbox Hardware detected parity error.

**Response:**

The FRU callouts are calculated at the time of the failure. See the error log for the actual replacement strategy.

---

**BC14110C****Explanation:**

During processor/memory subsystem initialization, an error was encountered: Invalid message type sent to mailbox msgQ.

**Response:**

The FRU callouts are calculated at the time of the failure. See the error log for the actual replacement strategy.

---

**BC14110D****Explanation:**

During processor/memory subsystem initialization, an error was encountered: Host boot mailbox service is not available at this time.

**Response:**

The FRU callouts are calculated at the time of the failure. See the error log for the actual replacement strategy.

---

**BC14110E****Explanation:**

During processor/memory subsystem initialization, an error was encountered: Failed to allocate a DMA buffer. Message dropped.

**Response:**

The FRU callouts are calculated at the time of the failure. See the error log for the actual replacement strategy.

---

**BC14110F****Explanation:**

During processor/memory subsystem initialization, an error was encountered: Could not register mailbox message queue.

**Response:**

The FRU callouts are calculated at the time of the failure. See the error log for the actual replacement strategy.

---

**BC141110****Explanation:**

During processor/memory subsystem initialization, an error was encountered: Mailbox is disabled, message dropped.

**Response:**

The FRU callouts are calculated at the time of the failure. See the error log for the actual replacement strategy.

---

**BC141111****Explanation:**

During processor/memory subsystem initialization, an error was encountered: An invalid node was specified.

**Response:**

The FRU callouts are calculated at the time of the failure. See the error log for the actual replacement strategy.

---

**BC141112****Explanation:**

During processor/memory subsystem initialization, an error was encountered: Invalid msg or msg queue.

**Response:**

The FRU callouts are calculated at the time of the failure. See the error log for the actual replacement strategy.

---

**BC141113****Explanation:**

During processor/memory subsystem initialization, an error was encountered: IPC Message data corrupted.

**Response:**

The FRU callouts are calculated at the time of the failure. See the error log for the actual replacement strategy.

---

**BC141202****Explanation:**

During processor/memory subsystem initialization, an error was encountered: Invalid address and size returned from HDAT.

**Response:**

The FRU callouts are calculated at the time of the failure. See the error log for the actual replacement strategy.

---

**BC141204****Explanation:**

During processor/memory subsystem initialization, an error was encountered: Cannot unmap the source table section.

**Response:**

The FRU callouts are calculated at the time of the failure. See the error log for the actual replacement strategy.

---

**BC141205****Explanation:**

During processor/memory subsystem initialization, an error was encountered: Cannot unmap the source table section.

**Response:**

The FRU callouts are calculated at the time of the failure. See the error log for the actual replacement strategy.

---

**BC141207****Explanation:**

During processor/memory subsystem initialization, an error was encountered: MDRT table is not big enough to hold all entries.

**Response:**

The FRU callouts are calculated at the time of the failure. See the error log for the actual replacement strategy.

---

**BC141209****Explanation:**

During processor/memory subsystem initialization, an error was encountered: MDDT table is not big enough to hold all src entries.

**Response:**

The FRU callouts are calculated at the time of the failure. See the error log for the actual replacement strategy.

---

**BC14120A****Explanation:**

During processor/memory subsystem initialization, an error was encountered: MDDT table is not big enough to hold all src entries.

**Response:**

The FRU callouts are calculated at the time of the failure. See the error log for the actual replacement strategy.

---

**BC14120B****Explanation:**

During processor/memory subsystem initialization, an error was encountered: MDST table entry with page aligned is greater than 32GB.

**Response:**

The FRU callouts are calculated at the time of the failure. See the error log for the actual replacement strategy.

---

**BC14120C****Explanation:**

During processor/memory subsystem initialization, an error was encountered: MDDT table entry with page aligned is greater than 32GB.

**Response:**

The FRU callouts are calculated at the time of the failure. See the error log for the actual replacement strategy.

---

**BC141301****Explanation:**

During processor/memory subsystem initialization, an error was encountered: Unexpected data from LPC-UART interface.

**Response:**

The FRU callouts are calculated at the time of the failure. See the error log for the actual replacement strategy.

---

**BC141302****Explanation:**

During processor/memory subsystem initialization, an error was encountered: Timeout from LPC-UART interface.

**Response:**

The FRU callouts are calculated at the time of the failure. See the error log for the actual replacement strategy.

---

**BC141401****Explanation:**

During processor/memory subsystem initialization, an error was encountered: A maint command HW timed out.

**Response:**

The FRU callouts are calculated at the time of the failure. See the error log for the actual replacement strategy.

---

**BC141402****Explanation:**

During processor/memory subsystem initialization, an error was encountered: A maint command SW timed out.

**Response:**

The FRU callouts are calculated at the time of the failure. See the error log for the actual replacement strategy.

---

**BC141403****Explanation:**

Task handling mainstore init crashed.

**Response:**

The FRU callouts are calculated at the time of the failure. See the error log for the actual replacement strategy.

---

**BC141602****Explanation:**

A problem occurred during the IPL of the system.

**Response:**

The FRU callouts are calculated at the time of the failure. See the error log for the actual replacement strategy.

---

**BC141603****Explanation:**

During processor/memory subsystem initialization, an error was encountered: End of file reached.

**Response:**

The FRU callouts are calculated at the time of the failure. See the error log for the actual replacement strategy.

---

**BC141604****Explanation:**

During processor/memory subsystem initialization, an error was encountered: Unable to load LID via host interface.

**Response:**

The FRU callouts are calculated at the time of the failure. See the error log for the actual replacement strategy.

---

**BC141605**

**Explanation:**

During processor/memory subsystem initialization, an error was encountered: DMA message contains data for wrong LID.

**Response:**

The FRU callouts are calculated at the time of the failure. See the error log for the actual replacement strategy.

---

**BC141606****Explanation:**

During processor/memory subsystem initialization, an error was encountered: Insufficient space provided for LID by calling function.

**Response:**

The FRU callouts are calculated at the time of the failure. See the error log for the actual replacement strategy.

---

**BC141607****Explanation:**

During processor/memory subsystem initialization, an error was encountered: Invalid Message type received from service processor when transferring LID pages.

**Response:**

The FRU callouts are calculated at the time of the failure. See the error log for the actual replacement strategy.

---

**BC141608****Explanation:**

During processor/memory subsystem initialization, an error was encountered: Insufficient space provided for LID by calling function.

**Response:**

The FRU callouts are calculated at the time of the failure. See the error log for the actual replacement strategy.

---

**BC141609****Explanation:**

During processor/memory subsystem initialization, an error was encountered: Unable to unload LID via host interface.

**Response:**

The FRU callouts are calculated at the time of the failure. See the error log for the actual replacement strategy.

---

**BC14160A****Explanation:**

During processor/memory subsystem initialization, an error was encountered: Unable to find Lid.

**Response:**

The FRU callouts are calculated at the time of the failure. See the error log for the actual replacement strategy.

---

**BC14160B****Explanation:**

Firmware error during boot.

**Response:**

The FRU callouts are calculated at the time of the failure. See the error log for the actual replacement strategy.

---

**BC14160C****Explanation:**

A problem occurred during the IPL of the system.

**Response:**

The FRU callouts are calculated at the time of the failure. See the error log for the actual replacement strategy.

---

**BC14160D****Explanation:**

A problem occurred during the IPL of the system.

**Response:**

The FRU callouts are calculated at the time of the failure. See the error log for the actual replacement strategy.

---

**BC14160E****Explanation:**

A problem occurred during the IPL of the system.

**Response:**

The FRU callouts are calculated at the time of the failure. See the error log for the actual replacement strategy.

---

**BC14160F****Explanation:**

A problem occurred during the IPL of the system.

**Response:**

The FRU callouts are calculated at the time of the failure. See the error log for the actual replacement strategy.

---

**BC141610****Explanation:**

A problem occurred during the IPL of the system.

**Response:**

The FRU callouts are calculated at the time of the failure. See the error log for the actual replacement strategy.

---

**BC141611****Explanation:**

A problem occurred during the IPL of the system.

**Response:**

The FRU callouts are calculated at the time of the failure. See the error log for the actual replacement strategy.

---

**BC141612****Explanation:**

A problem occurred during the IPL of the system.

**Response:**

The FRU callouts are calculated at the time of the failure. See the error log for the actual replacement strategy.

---

**BC141613****Explanation:**

A problem occurred during the IPL of the system.

**Response:**

The FRU callouts are calculated at the time of the failure. See the error log for the actual replacement strategy.

---

**BC141615****Explanation:**

A problem occurred during the IPL of the system.

**Response:**

The FRU callouts are calculated at the time of the failure. See the error log for the actual replacement strategy.

---

**BC141616****Explanation:**

Firmware Error.

**Response:**

The FRU callouts are calculated at the time of the failure. See the error log for the actual replacement strategy.

---

**BC141617****Explanation:**

Firmware Error.

**Response:**

The FRU callouts are calculated at the time of the failure. See the error log for the actual replacement strategy.

---

**BC141618****Explanation:**

Firmware Error.

**Response:**

The FRU callouts are calculated at the time of the failure. See the error log for the actual replacement strategy.

---

**BC14161A****Explanation:**

Firmware Error.

**Response:**

The FRU callouts are calculated at the time of the failure. See the error log for the actual replacement strategy.

---

**BC14161B****Explanation:**

Firmware Error.

**Response:**

The FRU callouts are calculated at the time of the failure. See the error log for the actual replacement strategy.

---

**BC14161C****Explanation:**

Firmware encountered an internal error.

**Response:**

The FRU callouts are calculated at the time of the failure. See the error log for the actual replacement strategy.

---

**BC14161D****Explanation:**

Firmware load error.

**Response:**

The FRU callouts are calculated at the time of the failure. See the error log for the actual replacement strategy.

---

**BC141700****Explanation:**

During processor/memory subsystem initialization, an error was encountered: Request given to load payload into mirrored memory, but no mirrored memory exists at that location.

**Response:**

The FRU callouts are calculated at the time of the failure. See the error log for the actual replacement strategy.

---

**BC141701****Explanation:**

During processor/memory subsystem initialization, an error was encountered: Failure extending memory to after exiting cache contained mode.

**Response:**

The FRU callouts are calculated at the time of the failure. See the error log for the actual replacement strategy.

---

**BC141702****Explanation:**

A problem occurred during the IPL of the system.



**Response:**

The FRU callouts are calculated at the time of the failure. Examine the error log for the actual replacement strategy.

---

**BC141703****Explanation:**

During processor/memory subsystem initialization, an error was encountered: IStep failed, see other log(s) with the same PLID for reason.

**Response:**

The FRU callouts are calculated at the time of the failure. See the error log for the actual replacement strategy.

---

**BC141704****Explanation:**

A problem occurred during the IPL of the system.

**Response:**

The FRU callouts are calculated at the time of the failure. See the error log for the actual replacement strategy.

---

**BC141705****Explanation:**

A problem occurred during the IPL of the system.

**Response:**

The FRU callouts are calculated at the time of the failure. See the error log for the actual replacement strategy.

---

**BC141706****Explanation:**

During processor/memory subsystem initialization, an error was encountered: cpu\_master\_winkle returned an error.

**Response:**

The FRU callouts are calculated at the time of the failure. See the error log for the actual replacement strategy.

---

**BC141707****Explanation:**

A problem occurred during the IPL of the system.

**Response:**

The FRU callouts are calculated at the time of the failure. See the error log for the actual replacement strategy.

---

**BC141708****Explanation:**

A problem occurred during the IPL of the system.

**Response:**

The FRU callouts are calculated at the time of the failure. Examine the error log for the actual replacement strategy.

---

**BC141709****Explanation:**

During processor/memory subsystem initialization, an error was encountered: Call to getParentAffinityTarget requesting the number of EX chips with parent affinity to a core, returned an incorrect vector size, the expected size is 1.

**Response:**

The FRU callouts are calculated at the time of the failure. See the error log for the actual replacement strategy.

---

**BC14170A****Explanation:**

A problem occurred during the IPL of the system.

**Response:**

The FRU callouts are calculated at the time of the failure. See the error log for the actual replacement strategy.

---

**BC14170B****Explanation:**

A problem isolated to firmware or firmware customization occurred during the IPL of the system.

**Response:**

The FRU callouts are calculated at the time of the failure. See the error log for the actual replacement strategy.

---

**BC14170C****Explanation:**

A problem occurred during the IPL of the system.

**Response:**

The FRU callouts are calculated at the time of the failure. See the error log for the actual replacement strategy.

---

**BC14170D****Explanation:**

A problem isolated to firmware or firmware customization occurred during the IPL of the system.

**Response:**

The FRU callouts are calculated at the time of the failure. See the error log for the actual replacement strategy.

---

**BC14170E****Explanation:**

A problem isolated to firmware or firmware customization occurred during the IPL of the system.

**Response:**

The FRU callouts are calculated at the time of the failure. See the error log for the actual replacement strategy.

---

**BC141711****Explanation:**

Platform generated error. See User Data.

**Response:**

The FRU callouts are calculated at the time of the failure. See the error log for the actual replacement strategy.

---

**BC141712****Explanation:**

Platform generated error.

**Response:**

The FRU callouts are calculated at the time of the failure. See the error log for the actual replacement strategy.

---

**BC141713****Explanation:**

Platform generated error. See User Data.

**Response:**

The FRU callouts are calculated at the time of the failure. See the error log for the actual replacement strategy.

---

**BC141714****Explanation:**

A problem occurred during the IPL of the system.

**Response:**

The FRU callouts are calculated at the time of the failure. See the error log for the actual replacement strategy.

---

**BC141715****Explanation:**

A problem occurred during the IPL of the system.

**Response:**

The FRU callouts are calculated at the time of the failure. See the error log for the actual replacement strategy.

---

**BC141716****Explanation:**

A problem occurred during the IPL of the system.

**Response:**

The FRU callouts are calculated at the time of the failure. See the error log for the actual replacement strategy.

---

**BC14171A****Explanation:**

A problem occurred during the IPL of the system.

**Response:**

The FRU callouts are calculated at the time of the failure. See the error log for the actual replacement strategy.

---

**BC14171B****Explanation:**

A problem occurred during the IPL of the system.

**Response:**

The FRU callouts are calculated at the time of the failure. See the error log for the actual replacement strategy.

---

**BC14171C****Explanation:**

A problem occurred during the IPL of the system.

**Response:**

The FRU callouts are calculated at the time of the failure. See the error log for the actual replacement strategy.

---

**BC14171D****Explanation:**

Platform security problem detected.

**Response:**

The FRU callouts are calculated at the time of the failure. See the error log for the actual replacement strategy.

---

**BC14171E****Explanation:**

During processor/memory subsystem initialization, an error was encountered: There is no functional memory.

**Response:**

The FRU callouts are calculated at the time of the failure. See the error log for the actual replacement strategy.

---

**BC14171F****Explanation:**

A problem occurred during the IPL of the system.

**Response:**

The FRU callouts are calculated at the time of the failure. See the error log for the actual replacement strategy.

---

**BC141720****Explanation:**

A problem occurred during the IPL of the system.

**Response:**

The FRU callouts are calculated at the time of the failure. See the error log for the actual replacement strategy.

---

**BC141721**

**Explanation:**

Platform security problem detected.

**Response:**

The FRU callouts are calculated at the time of the failure. See the error log for the actual replacement strategy.

---

**BC141722****Explanation:**

Platform security problem detected.

**Response:**

The FRU callouts are calculated at the time of the failure. See the error log for the actual replacement strategy.

---

**BC141723****Explanation:**

Platform security problem detected.

**Response:**

The FRU callouts are calculated at the time of the failure. See the error log for the actual replacement strategy.

---

**BC141724****Explanation:**

Platform security problem detected.

**Response:**

The FRU callouts are calculated at the time of the failure. See the error log for the actual replacement strategy.

---

**BC141725****Explanation:**

Platform security problem detected.

**Response:**

The FRU callouts are calculated at the time of the failure. See the error log for the actual replacement strategy.

---

**BC141726****Explanation:**

Platform security problem detected.

**Response:**

The FRU callouts are calculated at the time of the failure. See the error log for the actual replacement strategy.

---

**BC141727****Explanation:**

Platform security problem detected.

**Response:**

The FRU callouts are calculated at the time of the failure. See the error log for the actual replacement strategy.

---

**BC141728****Explanation:**

Platform security problem detected.

**Response:**

The FRU callouts are calculated at the time of the failure. See the error log for the actual replacement strategy.

---

**BC141729****Explanation:**

Host firmware did not find enough hardware to continue the boot.

**Response:**

The FRU callouts are calculated at the time of the failure. See the error log for the actual replacement strategy.

---

**BC141732****Explanation:**

Illegal action during boot.

**Response:**

The FRU callouts are calculated at the time of the failure. See the error log for the actual replacement strategy.

---

**BC141735****Explanation:**

A problem occurred during the IPL of the system.

**Response:**

The FRU callouts are calculated at the time of the failure. See the error log for the actual replacement strategy.

---

**BC141736****Explanation:**

A problem occurred during the IPL of the system.

**Response:**

The FRU callouts are calculated at the time of the failure. See the error log for the actual replacement strategy.

---

**BC141737****Explanation:**

A problem occurred during the IPL of the system.

**Response:**

The FRU callouts are calculated at the time of the failure. See the error log for the actual replacement strategy.

---

**BC141738****Explanation:**

Processor Error.

**Response:**

The FRU callouts are calculated at the time of the failure. See the error log for the actual replacement strategy.

---

**BC141739****Explanation:**

A problem occurred during the IPL of the system and the system will reboot.

**Response:**

The FRU callouts are calculated at the time of the failure. See the error log for the actual replacement strategy.

---

**BC14173A****Explanation:**

A problem occurred during the IPL of the system.

**Response:**

The FRU callouts are calculated at the time of the failure. See the error log for the actual replacement strategy.

---

**BC141740****Explanation:**

During processor/memory subsystem initialization, an error was encountered: messages from other nodes have not returned in time.

**Response:**

The FRU callouts are calculated at the time of the failure. See the error log for the actual replacement strategy.

---

**BC141741****Explanation:**

During processor/memory subsystem initialization, an error was encountered: Freq attribute DATA timer thread failed.

**Response:**

The FRU callouts are calculated at the time of the failure. See the error log for the actual replacement strategy.

---

**BC141742****Explanation:**

Incompatible processor modules installed between drawers.

**Response:**

The FRU callouts are calculated at the time of the failure. See the error log for the actual replacement strategy.

---

**BC141743****Explanation:**

Incompatible processor modules installed between drawers.

**Response:**

The FRU callouts are calculated at the time of the failure. See the error log for the actual replacement strategy.

---

**BC141744****Explanation:**

Incompatible processor modules installed between drawers.

**Response:**

The FRU callouts are calculated at the time of the failure. See the error log for the actual replacement strategy.

---

**BC141745****Explanation:**

Incompatible processor modules installed between drawers.

**Response:**

The FRU callouts are calculated at the time of the failure. See the error log for the actual replacement strategy.

---

**BC141746****Explanation:**

Incompatible processor modules installed between drawers.

**Response:**

The FRU callouts are calculated at the time of the failure. See the error log for the actual replacement strategy.

---

**BC141747****Explanation:**

Host firmware did not find valid hardware to continue the boot.

**Response:**

The FRU callouts are calculated at the time of the failure. See the error log for the actual replacement strategy.

---

**BC141748****Explanation:**

Platform security problem detected.

**Response:**

The FRU callouts are calculated at the time of the failure. See the error log for the actual replacement strategy.

---

**BC141749****Explanation:**

Platform security problem detected.

**Response:**

The FRU callouts are calculated at the time of the failure. See the error log for the actual replacement strategy.

---

**BC14174A****Explanation:**

There was an error training the SMP cables.

**Response:**

The FRU callouts are calculated at the time of the failure. See the error log for the actual replacement strategy.

---

**BC14174C****Explanation:**

A problem isolated to firmware or firmware customization occurred during the IPL of the system.

**Response:**

The FRU callouts are calculated at the time of the failure. See the error log for the actual replacement strategy.

---

**BC14174D****Explanation:**

PNOR-IPMI not enabled, BMC firmware needs to be updated.

**Response:**

The FRU callouts are calculated at the time of the failure. See the error log for the actual replacement strategy.

---

**BC14174E****Explanation:**

During processor/memory subsystem initialization, an error was encountered: Kernel returned error when trying to activate core.

**Response:**

The FRU callouts are calculated at the time of the failure. See the error log for the actual replacement strategy.

---

**BC14174F****Explanation:**

Unexpected IPL firmware data load error.

**Response:**

The FRU callouts are calculated at the time of the failure. See the error log for the actual replacement strategy.

---

**BC141750****Explanation:**

Platform security problem detected.

**Response:**

The FRU callouts are calculated at the time of the failure. See the error log for the actual replacement strategy.

---

**BC141752****Explanation:**

Platform security problem detected.

**Response:**

The FRU callouts are calculated at the time of the failure. See the error log for the actual replacement strategy.

---

**BC141803****Explanation:**

Task analyzing HW errors has failed.

**Response:**

The FRU callouts are calculated at the time of the failure. See the error log for the actual replacement strategy.

---

**BC141804****Explanation:**

Task analyzing HW errors has failed.

**Response:**

The FRU callouts are calculated at the time of the failure. See the error log for the actual replacement strategy.

---

**BC141901****Explanation:**

A problem occurred during the IPL of the system.

**Response:**

The FRU callouts are calculated at the time of the failure. See the error log for the actual replacement strategy.

---

**BC141902****Explanation:**

A problem occurred during the IPL of the system.

**Response:**

The FRU callouts are calculated at the time of the failure. See the error log for the actual replacement strategy.

---

**BC141903****Explanation:**

A problem occurred during the IPL of the system.

**Response:**

The FRU callouts are calculated at the time of the failure. See the error log for the actual replacement strategy.

---

**BC141904****Explanation:**

A problem occurred during the IPL of the system.

**Response:**

The FRU callouts are calculated at the time of the failure. See the error log for the actual replacement strategy.

---

**BC14190C**

**Explanation:**

A problem occurred during the IPL of the system.

**Response:**

The FRU callouts are calculated at the time of the failure. See the error log for the actual replacement strategy.

---

**BC141A01****Explanation:**

During processor/memory subsystem initialization, an error was encountered.

**Response:**

The FRU callouts are calculated at the time of the failure. Examine the error log for the actual replacement strategy.

---

**BC141A02****Explanation:**

During processor/memory subsystem initialization, an error was encountered: HDAT Header data not as expected.

**Response:**

The FRU callouts are calculated at the time of the failure. See the error log for the actual replacement strategy.

---

**BC141A03****Explanation:**

During processor/memory subsystem initialization, an error was encountered: Tuple is unallocated.

**Response:**

The FRU callouts are calculated at the time of the failure. See the error log for the actual replacement strategy.

---

**BC141A04****Explanation:**

During processor/memory subsystem initialization, an error was encountered: Section is not valid in standalone mode.

**Response:**

The FRU callouts are calculated at the time of the failure. See the error log for the actual replacement strategy.

---

**BC141A05****Explanation:**

During processor/memory subsystem initialization, an error was encountered: Error mapping in memory.

**Response:**

The FRU callouts are calculated at the time of the failure. See the error log for the actual replacement strategy.

---

**BC141A08****Explanation:**

During processor/memory subsystem initialization, an error was encountered: There is no host data for specified kind of payload.

**Response:**

The FRU callouts are calculated at the time of the failure. See the error log for the actual replacement strategy.

---

**BC141A09****Explanation:**

During processor/memory subsystem initialization, an error was encountered.

**Response:**

The FRU callouts are calculated at the time of the failure. Examine the error log for the actual replacement strategy.

---

**BC141A0A****Explanation:**

During processor/memory subsystem initialization, an error was encountered: NACA data doesn't seem right.

**Response:**

The FRU callouts are calculated at the time of the failure. See the error log for the actual replacement strategy.

---

**BC141A0B****Explanation:**

During processor/memory subsystem initialization, an error was encountered: HDAT data block falls outside valid range.

**Response:**

The FRU callouts are calculated at the time of the failure. See the error log for the actual replacement strategy.

---

**BC141A0C****Explanation:**

During processor/memory subsystem initialization, an error was encountered: Unknown section requested.

**Response:**

The FRU callouts are calculated at the time of the failure. See the error log for the actual replacement strategy.

---

**BC141A0E****Explanation:**

During processor/memory subsystem initialization, an error was encountered.

**Response:**

The FRU callouts are calculated at the time of the failure. Examine the error log for the actual replacement strategy.

---

**BC141A0F****Explanation:**

During processor/memory subsystem initialization, an error was encountered.

**Response:**

The FRU callouts are calculated at the time of the failure. Examine the error log for the actual replacement strategy.

---

**BC141A10****Explanation:**

During processor/memory subsystem initialization, an error was encountered.

**Response:**

The FRU callouts are calculated at the time of the failure. Examine the error log for the actual replacement strategy.

---

**BC141A11****Explanation:**

During processor/memory subsystem initialization, an error was encountered.

**Response:**

The FRU callouts are calculated at the time of the failure. Examine the error log for the actual replacement strategy.

---

**BC141A12****Explanation:**

During processor/memory subsystem initialization, an error was encountered.

**Response:**

The FRU callouts are calculated at the time of the failure. Examine the error log for the actual replacement strategy.

---

**BC141A14****Explanation:**

During processor/memory subsystem initialization, an error was encountered.

**Response:**

The FRU callouts are calculated at the time of the failure. Examine the error log for the actual replacement strategy.

---

**BC141A15****Explanation:**

During processor/memory subsystem initialization, an error was encountered.

**Response:**

The FRU callouts are calculated at the time of the failure. Examine the error log for the actual replacement strategy.

---

---

**BC141A16****Explanation:**

During processor/memory subsystem initialization, an error was encountered: Could not find a valid SPIRA of any type.

**Response:**

The FRU callouts are calculated at the time of the failure. See the error log for the actual replacement strategy.

---

**BC141A18****Explanation:**

During processor/memory subsystem initialization, an error was encountered.

**Response:**

The FRU callouts are calculated at the time of the failure. Examine the error log for the actual replacement strategy.

---

**BC141A19****Explanation:**

During processor/memory subsystem initialization, an error was encountered: No associated DMI targeting target(s) found for given MEMBUF targeting target.

**Response:**

The FRU callouts are calculated at the time of the failure. See the error log for the actual replacement strategy.

---

**BC141A1A****Explanation:**

During processor/memory subsystem initialization, an error was encountered: The targeting type of the input targeting target is not supported by runtime code.

**Response:**

The FRU callouts are calculated at the time of the failure. See the error log for the actual replacement strategy.

---

**BC141A1B****Explanation:**

During processor/memory subsystem initialization, an error was encountered: No processor targeting target was found for the given targeting target.

**Response:**

The FRU callouts are calculated at the time of the failure. See the error log for the actual replacement strategy.

---

**BC141A1C****Explanation:**

Kernel failed to unmap memory.

**Response:**

The FRU callouts are calculated at the time of the failure. See the error log for the actual replacement strategy.

---

**BC141A1D****Explanation:**

During processor/memory subsystem initialization, an error was encountered: PM load complex unknown mode.

**Response:**

The FRU callouts are calculated at the time of the failure. See the error log for the actual replacement strategy.

---

**BC141A1E****Explanation:**

During processor/memory subsystem initialization, an error was encountered: HCODE scom update runtime interface not linked.

**Response:**

The FRU callouts are calculated at the time of the failure. See the error log for the actual replacement strategy.

---

**BC141A1F****Explanation:**

During processor/memory subsystem initialization, an error was encountered: HCODE SCOM update error.

**Response:**

The FRU callouts are calculated at the time of the failure. See the error log for the actual replacement strategy.

---

**BC141A20****Explanation:**

Firmware error during boot.

**Response:**

The FRU callouts are calculated at the time of the failure. See the error log for the actual replacement strategy.

---

**BC141A21****Explanation:**

Platform security problem detected.

**Response:**

The FRU callouts are calculated at the time of the failure. See the error log for the actual replacement strategy.

---

**BC141A22****Explanation:**

Platform security problem detected.

**Response:**

The FRU callouts are calculated at the time of the failure. See the error log for the actual replacement strategy.

---

**BC141A23****Explanation:**

Unexpected boot firmware error.

**Response:**

The FRU callouts are calculated at the time of the failure. See the error log for the actual replacement strategy.

---

**BC141A24****Explanation:**

Platform security problem detected.

**Response:**

The FRU callouts are calculated at the time of the failure. See the error log for the actual replacement strategy.

---

**BC141A25****Explanation:**

Platform security problem detected.

**Response:**

The FRU callouts are calculated at the time of the failure. See the error log for the actual replacement strategy.

---

**BC141A26****Explanation:**

Unexpected boot firmware error.

**Response:**

The FRU callouts are calculated at the time of the failure. See the error log for the actual replacement strategy.

---

**BC141A27****Explanation:**

During processor/memory subsystem initialization, an error was encountered: Unable to fill in HB data memory.

**Response:**

The FRU callouts are calculated at the time of the failure. See the error log for the actual replacement strategy.

---

**BC141A28****Explanation:**

Internal system error occurred.

**Response:**

The FRU callouts are calculated at the time of the failure. See the error log for the actual replacement strategy.

---

**BC141A29**



**Explanation:**

Internal system error occurred.

**Response:**

The FRU callouts are calculated at the time of the failure. See the error log for the actual replacement strategy.

---

**BC141A2A****Explanation:**

Platform security problem detected.

**Response:**

The FRU callouts are calculated at the time of the failure. See the error log for the actual replacement strategy.

---

**BC141A2B****Explanation:**

Platform security problem detected.

**Response:**

The FRU callouts are calculated at the time of the failure. See the error log for the actual replacement strategy.

---

**BC141A2C****Explanation:**

Platform security problem detected.

**Response:**

The FRU callouts are calculated at the time of the failure. See the error log for the actual replacement strategy.

---

**BC141A2D****Explanation:**

Platform security problem detected.

**Response:**

The FRU callouts are calculated at the time of the failure. See the error log for the actual replacement strategy.

---

**BC141A2E****Explanation:**

Platform security problem detected.

**Response:**

The FRU callouts are calculated at the time of the failure. See the error log for the actual replacement strategy.

---

**BC141A2F****Explanation:**

Platform security problem detected.

**Response:**

The FRU callouts are calculated at the time of the failure. See the error log for the actual replacement strategy.

---

**BC141A30****Explanation:**

Platform security problem detected.

**Response:**

The FRU callouts are calculated at the time of the failure. See the error log for the actual replacement strategy.

---

**BC141A31****Explanation:**

Platform security problem detected.

**Response:**

The FRU callouts are calculated at the time of the failure. See the error log for the actual replacement strategy.

---

**BC141A32****Explanation:**

During processor/memory subsystem initialization, an error was encountered: Error with Firmware Notify request.

**Response:**

The FRU callouts are calculated at the time of the failure. See the error log for the actual replacement strategy.

---

**BC141A34****Explanation:**

During processor/memory subsystem initialization, an error was encountered: SBE error recovery attempt failed.

**Response:**

The FRU callouts are calculated at the time of the failure. See the error log for the actual replacement strategy.

---

**BC141A35****Explanation:**

During processor/memory subsystem initialization, an error was encountered: SBE error recovery attempt failed.

**Response:**

The FRU callouts are calculated at the time of the failure. See the error log for the actual replacement strategy.

---

**BC141A37****Explanation:**

During processor/memory subsystem initialization, an error was encountered: The Firmware Request call failed.

**Response:**

The FRU callouts are calculated at the time of the failure. See the error log for the actual replacement strategy.

---

**BC141A38****Explanation:**

During processor/memory subsystem initialization, an error was encountered: The Firmware Request call failed.

**Response:**

The FRU callouts are calculated at the time of the failure. See the error log for the actual replacement strategy.

---

**BC141A39****Explanation:**

During processor/memory subsystem initialization, an error was encountered: The Firmware Request call failed.

**Response:**

The FRU callouts are calculated at the time of the failure. See the error log for the actual replacement strategy.

---

**BC141A3A****Explanation:**

Firmware encountered an internal error.

**Response:**

The FRU callouts are calculated at the time of the failure. See the error log for the actual replacement strategy.

---

**BC141A3B****Explanation:**

Firmware encountered an internal error.

**Response:**

The FRU callouts are calculated at the time of the failure. See the error log for the actual replacement strategy.

---

**BC141A3C****Explanation:**

During processor/memory subsystem initialization, an error was encountered: Attribute failed to update on HBRT side.

**Response:**

The FRU callouts are calculated at the time of the failure. See the error log for the actual replacement strategy.

---

**BC141A3D****Explanation:**

Hostboot attempted to reserve memory outside of allowed range.

**Response:**

The FRU callouts are calculated at the time of the failure. See the error log for the actual replacement strategy.

---

**BC141A3E****Explanation:**

During processor/memory subsystem initialization, an error was encountered: messages from other nodes have not returned in time.

**Response:**

The FRU callouts are calculated at the time of the failure. See the error log for the actual replacement strategy.

---

**BC141A3F****Explanation:**

During processor/memory subsystem initialization, an error was encountered: sendSBESystemConfig timer thread failed.

**Response:**

The FRU callouts are calculated at the time of the failure. See the error log for the actual replacement strategy.

---

**BC141A40****Explanation:**

Informational log containing historic data.

**Response:**

The FRU callouts are calculated at the time of the failure. See the error log for the actual replacement strategy.

---

**BC141A42****Explanation:**

Failure in the security subsystem.

**Response:**

The FRU callouts are calculated at the time of the failure. See the error log for the actual replacement strategy.

---

**BC141A43****Explanation:**

Failure in the security subsystem.

**Response:**

The FRU callouts are calculated at the time of the failure. See the error log for the actual replacement strategy.

---

**BC141A44****Explanation:**

Firmware error initializing system data structures during boot.

**Response:**

The FRU callouts are calculated at the time of the failure. See the error log for the actual replacement strategy.

---

**BC141B01****Explanation:**

Boot firmware has crashed with an internal error.

**Response:**

The FRU callouts are calculated at the time of the failure. See the error log for the actual replacement strategy.

---

**BC141B02****Explanation:**

Boot firmware has crashed with an internal error.

**Response:**

The FRU callouts are calculated at the time of the failure. See the error log for the actual replacement strategy.

---

**BC141B03****Explanation:**

Boot firmware has crashed with an internal error.

**Response:**

The FRU callouts are calculated at the time of the failure. See the error log for the actual replacement strategy.

---

**BC141C01****Explanation:**

During processor/memory subsystem initialization, an error was encountered.

**Response:**

The FRU callouts are calculated at the time of the failure. Examine the error log for the actual replacement strategy.

---

**BC141C02****Explanation:**

During processor/memory subsystem initialization, an error was encountered.

**Response:**

The FRU callouts are calculated at the time of the failure. Examine the error log for the actual replacement strategy.

---

**BC141C03****Explanation:**

During processor/memory subsystem initialization, an error was encountered: System configuration does not have a Parent DMI for the current centaur.

**Response:**

The FRU callouts are calculated at the time of the failure. See the error log for the actual replacement strategy.

---

**BC141C05****Explanation:**

During processor/memory subsystem initialization, an error was encountered: SUE Encountered when collecting IBSCOM Error Data.

**Response:**

The FRU callouts are calculated at the time of the failure. See the error log for the actual replacement strategy.

---

**BC141C06****Explanation:**

During processor/memory subsystem initialization, an error was encountered: Bus failure when attempting to perform IBSCOM operation. IBSCOM disabled.

**Response:**

The FRU callouts are calculated at the time of the failure. See the error log for the actual replacement strategy.

---

**BC141C07****Explanation:**

During processor/memory subsystem initialization, an error was encountered.

**Response:**

The FRU callouts are calculated at the time of the failure. Examine the error log for the actual replacement strategy.

---

**BC141C08****Explanation:**

During processor/memory subsystem initialization, an error was encountered: PIB error when attempting to perform IBSCOM operation.

**Response:**

The FRU callouts are calculated at the time of the failure. See the error log for the actual replacement strategy.

---

**BC141C09****Explanation:**

During processor/memory subsystem initialization, an error was encountered: Detected error doesn't match the address we failed on.

**Response:**

The FRU callouts are calculated at the time of the failure. See the error log for the actual replacement strategy.

---

**BC141C0A****Explanation:**

During processor/memory subsystem initialization, an error was encountered: Previous error disabled ibscom, so forcing a retry via FSI.

**Response:**

The FRU callouts are calculated at the time of the failure. See the error log for the actual replacement strategy.

---

**BC141D01****Explanation:**

A problem occurred during the IPL of the system.

**Response:**

The FRU callouts are calculated at the time of the failure. See the error log for the actual replacement strategy.

---

**BC141D03****Explanation:**

During processor/memory subsystem initialization, an error was encountered: The record enumeration did not have a corresponding string value.

**Response:**

The FRU callouts are calculated at the time of the failure. See the error log for the actual replacement strategy.

---

**BC141D04****Explanation:**

A problem occurred during the IPL of the system.

**Response:**

The FRU callouts are calculated at the time of the failure. See the error log for the actual replacement strategy.

---

**BC141D05****Explanation:**

During processor/memory subsystem initialization, an error was encountered: Record name does not match value expected for offset read.

**Response:**

The FRU callouts are calculated at the time of the failure. See the error log for the actual replacement strategy.

---

**BC141D06****Explanation:**

During processor/memory subsystem initialization, an error was encountered: Buffer for checking Presence Detect was not the correct size.

**Response:**

The FRU callouts are calculated at the time of the failure. See the error log for the actual replacement strategy.

---

**BC141D07****Explanation:**

During processor/memory subsystem initialization, an error was encountered: Invalid Basic Memory Type.

---

**Response:**

The FRU callouts are calculated at the time of the failure. See the error log for the actual replacement strategy.

---

**BC141D09****Explanation:**

A problem occurred during the IPL of the system.

**Response:**

The FRU callouts are calculated at the time of the failure. See the error log for the actual replacement strategy.

---

**BC141D0B****Explanation:**

A problem occurred during the IPL of the system.

**Response:**

The FRU callouts are calculated at the time of the failure. See the error log for the actual replacement strategy.

---

**BC141D0D****Explanation:**

A problem occurred during the IPL of the system.

**Response:**

The FRU callouts are calculated at the time of the failure. See the error log for the actual replacement strategy.

---

**BC141D0E****Explanation:**

A problem occurred during the IPL of the system.

**Response:**

The FRU callouts are calculated at the time of the failure. See the error log for the actual replacement strategy.

---

**BC141D0F****Explanation:**

A problem occurred during the IPL of the system.

**Response:**

The FRU callouts are calculated at the time of the failure. See the error log for the actual replacement strategy.

---

**BC141D10****Explanation:**

A problem occurred during the IPL of the system.

**Response:**

The FRU callouts are calculated at the time of the failure. See the error log for the actual replacement strategy.

---

**BC141D11****Explanation:**

A problem occurred during the IPL of the system.

**Response:**

The FRU callouts are calculated at the time of the failure. See the error log for the actual replacement strategy.

---

**BC141D13**

**Explanation:**

A problem occurred during the IPL of the system.

**Response:**

The FRU callouts are calculated at the time of the failure. Examine the error log for the actual replacement strategy.

---

**BC141D14**

**Explanation:**

A problem occurred during the IPL of the system.

**Response:**

The FRU callouts are calculated at the time of the failure. See the error log for the actual replacement strategy.

---

**BC141D15**

**Explanation:**

A problem occurred during the IPL of the system.

**Response:**

The FRU callouts are calculated at the time of the failure. See the error log for the actual replacement strategy.

---

**BC141D16**

**Explanation:**

During processor/memory subsystem initialization, an error was encountered: Requested VPD type is invalid or not supported at runtime.

**Response:**

The FRU callouts are calculated at the time of the failure. See the error log for the actual replacement strategy.

---

**BC141D18**

**Explanation:**

During processor/memory subsystem initialization, an error was encountered.

**Response:**

The FRU callouts are calculated at the time of the failure. Examine the error log for the actual replacement strategy.

---

**BC141D19**

**Explanation:**

During processor/memory subsystem initialization, an error was encountered.

**Response:**

The FRU callouts are calculated at the time of the failure. Examine the error log for the actual replacement strategy.

---

**BC141D1A**

**Explanation:**

During processor/memory subsystem initialization, an error was encountered: Hypervisor returned NULL address for VPD.

**Response:**

The FRU callouts are calculated at the time of the failure. See the error log for the actual replacement strategy.

---

**BC141D1B**

**Explanation:**

During processor/memory subsystem initialization, an error was encountered: Reserved size in memory insufficient for runtime VPD.

**Response:**

The FRU callouts are calculated at the time of the failure. See the error log for the actual replacement strategy.

---

**BC141D1C**

**Explanation:**

During processor/memory subsystem initialization, an error was encountered.

**Response:**

The FRU callouts are calculated at the time of the failure. Examine the error log for the actual replacement strategy.

---

**BC141D30**

**Explanation:**

During processor/memory subsystem initialization, an error was encountered: The VHDR was invalid.

**Response:**

The FRU callouts are calculated at the time of the failure. See the error log for the actual replacement strategy.

---

**BC141D31**

**Explanation:**

During processor/memory subsystem initialization, an error was encountered: Unable to resolve the VPD source (PNOR or SEEPROM).

**Response:**

The FRU callouts are calculated at the time of the failure. See the error log for the actual replacement strategy.

---

**BC141D32**

**Explanation:**

During processor/memory subsystem initialization, an error was encountered: writePNOR mm\_remove\_pages FLUSH failed.

**Response:**

The FRU callouts are calculated at the time of the failure. See the error log for the actual replacement strategy.

---

**BC141D33**

**Explanation:**

During processor/memory subsystem initialization, an error was encountered: Unexpected target type.

**Response:**

The FRU callouts are calculated at the time of the failure. See the error log for the actual replacement strategy.

---

**BC141D34**

**Explanation:**

During processor/memory subsystem initialization, an error was encountered: Unable to resolve the VPD destination (PNOR or SEEPROM).

**Response:**

The FRU callouts are calculated at the time of the failure. See the error log for the actual replacement strategy.

---

**BC141D35**

**Explanation:**

Fatal firmware boot error.

**Response:**

The FRU callouts are calculated at the time of the failure. See the error log for the actual replacement strategy.

---

**BC141D36**

**Explanation:**

During processor/memory subsystem initialization, an error was encountered: Invalid data length.

**Response:**

The FRU callouts are calculated at the time of the failure. See the error log for the actual replacement strategy.

---

**BC141D37**

**Explanation:**

During processor/memory subsystem initialization, an error was encountered: MBOX send not supported in HBRT.

**Response:**

The FRU callouts are calculated at the time of the failure. See the error log for the actual replacement strategy.

---

**BC141D3B**

**Explanation:**

During processor/memory subsystem initialization, an error was encountered: Node for VPD is too large.

**Response:**

The FRU callouts are calculated at the time of the failure. See the error log for the actual replacement strategy.

---

**BC141D3C**

**Explanation:**

Firmware error writing VPD.

**Response:**

The FRU callouts are calculated at the time of the failure. See the error log for the actual replacement strategy.

---

**BC141D3D**

**Explanation:**

Runtime vital product data update failure.

**Response:**

The FRU callouts are calculated at the time of the failure. See the error log for the actual replacement strategy.

---

**BC141D3E**

**Explanation:**

Firmware configuration error.

**Response:**

The FRU callouts are calculated at the time of the failure. See the error log for the actual replacement strategy.

---

**BC141D3F**

**Explanation:**

Firmware error during boot.

**Response:**

The FRU callouts are calculated at the time of the failure. See the error log for the actual replacement strategy.

---

**BC141E01**

**Explanation:**

During processor/memory subsystem initialization, an error was encountered.

**Response:**

The FRU callouts are calculated at the time of the failure. Examine the error log for the actual replacement strategy.

---

**BC141E02**

**Explanation:**

During processor/memory subsystem initialization, an error was encountered.

**Response:**

The FRU callouts are calculated at the time of the failure. Examine the error log for the actual replacement strategy.

---

**BC141E03****Explanation:**

A problem occurred during the IPL of the system.

**Response:**

The FRU callouts are calculated at the time of the failure. Examine the error log for the actual replacement strategy.

---

**BC141E05****Explanation:**

A problem occurred during the IPL of the system.

**Response:**

The FRU callouts are calculated at the time of the failure. See the error log for the actual replacement strategy.

---

**BC141E06****Explanation:**

A problem occurred during the IPL of the system.

**Response:**

The FRU callouts are calculated at the time of the failure. Examine the error log for the actual replacement strategy.

---

**BC141E07****Explanation:**

Secure Boot firmware validation failed.

**Response:**

The FRU callouts are calculated at the time of the failure. See the error log for the actual replacement strategy.

---

**BC141E09****Explanation:**

Unexpected internal firmware error.

**Response:**

The FRU callouts are calculated at the time of the failure. See the error log for the actual replacement strategy.

---

**BC141E0B****Explanation:**

Security failure occurred during the IPL of the system.

**Response:**

The FRU callouts are calculated at the time of the failure. See the error log for the actual replacement strategy.

---

**BC141E0C****Explanation:**

Boot firmware integrity issue; Reinstall boot firmware.

**Response:**

The FRU callouts are calculated at the time of the failure. See the error log for the actual replacement strategy.

---

**BC141E0D****Explanation:**

Firmware Error.

**Response:**

The FRU callouts are calculated at the time of the failure. See the error log for the actual replacement strategy.

---

**BC141E0E****Explanation:**

Platform security problem detected.

**Response:**

The FRU callouts are calculated at the time of the failure. See the error log for the actual replacement strategy.

---

**BC141E0F****Explanation:**

Firmware Error.

**Response:**

The FRU callouts are calculated at the time of the failure. See the error log for the actual replacement strategy.

---

**BC141E10****Explanation:**

Firmware Error.

**Response:**

The FRU callouts are calculated at the time of the failure. See the error log for the actual replacement strategy.

---

**BC141E11****Explanation:**

Firmware Error.

**Response:**

The FRU callouts are calculated at the time of the failure. See the error log for the actual replacement strategy.

---

**BC141E12****Explanation:**

Firmware Error.

**Response:**

The FRU callouts are calculated at the time of the failure. See the error log for the actual replacement strategy.

---

**BC141E13****Explanation:**

Boot firmware integrity issue; Reinstall boot firmware.

**Response:**

The FRU callouts are calculated at the time of the failure. See the error log for the actual replacement strategy.

---

**BC141E14**

**Explanation:**

Secure Boot failure.

**Response:**

The FRU callouts are calculated at the time of the failure. See the error log for the actual replacement strategy.

---

**BC141E15**

**Explanation:**

Planar jumper configuration.

**Response:**

The FRU callouts are calculated at the time of the failure. See the error log for the actual replacement strategy.

---

**BC141E16**

**Explanation:**

A problem occurred during the IPL of the system.

**Response:**

The FRU callouts are calculated at the time of the failure. See the error log for the actual replacement strategy.

---

**BC141E17**

**Explanation:**

Could not allocate any requested SMF memory.

**Response:**

The FRU callouts are calculated at the time of the failure. See the error log for the actual replacement strategy.

---

**BC141E18**

**Explanation:**

SMF secure memory allocation request altered to satisfy memory allocation rules.

**Response:**

The FRU callouts are calculated at the time of the failure. See the error log for the actual replacement strategy.

---

**BC141E20**

**Explanation:**

Secure Boot failure.

**Response:**

The FRU callouts are calculated at the time of the failure. See the error log for the actual replacement strategy.

---

**BC141E21**

**Explanation:**

Secure Boot failure.

**Response:**

The FRU callouts are calculated at the time of the failure. See the error log for the actual replacement strategy.

---

**BC141E22**

**Explanation:**

Secure Boot failure.

**Response:**

The FRU callouts are calculated at the time of the failure. See the error log for the actual replacement strategy.

---

**BC141E23**

**Explanation:**

Secure Boot failure.

**Response:**

The FRU callouts are calculated at the time of the failure. See the error log for the actual replacement strategy.

---

**BC141E24**

**Explanation:**

Secure Boot failure.

**Response:**

The FRU callouts are calculated at the time of the failure. See the error log for the actual replacement strategy.

---

**BC141E25**

**Explanation:**

Secure Boot failure.

**Response:**

The FRU callouts are calculated at the time of the failure. See the error log for the actual replacement strategy.

---

**BC141E26**

**Explanation:**

Secure Boot failure.

**Response:**

The FRU callouts are calculated at the time of the failure. See the error log for the actual replacement strategy.

---

**BC141E27**

**Explanation:**

Secure Boot failure.

**Response:**



The FRU callouts are calculated at the time of the failure. See the error log for the actual replacement strategy.

---

**BC141E28****Explanation:**

Secure Boot failure.

**Response:**

The FRU callouts are calculated at the time of the failure. See the error log for the actual replacement strategy.

---

**BC141E29****Explanation:**

Secure Boot failure.

**Response:**

The FRU callouts are calculated at the time of the failure. See the error log for the actual replacement strategy.

---

**BC141E2A****Explanation:**

Secure Boot failure.

**Response:**

The FRU callouts are calculated at the time of the failure. See the error log for the actual replacement strategy.

---

**BC141E2B****Explanation:**

Secure Boot failure.

**Response:**

The FRU callouts are calculated at the time of the failure. See the error log for the actual replacement strategy.

---

**BC141E2D****Explanation:**

During processor/memory subsystem initialization, an error was encountered: Could not fetch primary TPM's Log.

**Response:**

The FRU callouts are calculated at the time of the failure. See the error log for the actual replacement strategy.

---

**BC141E30****Explanation:**

Trusted Boot failure.

**Response:**

The FRU callouts are calculated at the time of the failure. See the error log for the actual replacement strategy.

---

**BC141E31****Explanation:**

Trusted Boot failure.

**Response:**

The FRU callouts are calculated at the time of the failure. See the error log for the actual replacement strategy.

---

**BC141E32****Explanation:**

Trusted Boot failure.

**Response:**

The FRU callouts are calculated at the time of the failure. See the error log for the actual replacement strategy.

---

**BC141E33****Explanation:**

Trusted Boot failure.

**Response:**

The FRU callouts are calculated at the time of the failure. See the error log for the actual replacement strategy.

---

**BC141E34****Explanation:**

Trusted Boot failure.

**Response:**

The FRU callouts are calculated at the time of the failure. See the error log for the actual replacement strategy.

---

**BC141E41****Explanation:**

A problem occurred during the IPL of the system.

**Response:**

The FRU callouts are calculated at the time of the failure. See the error log for the actual replacement strategy.

---

**BC141E42****Explanation:**

A problem occurred during the IPL of the system.

**Response:**

The FRU callouts are calculated at the time of the failure. See the error log for the actual replacement strategy.

---

**BC141E43****Explanation:**

A problem occurred during the IPL of the system.

**Response:**

The FRU callouts are calculated at the time of the failure. See the error log for the actual replacement strategy.

---

**BC141E44****Explanation:**

Physical Presence was Asserted.

**Response:**

The FRU callouts are calculated at the time of the failure. See the error log for the actual replacement strategy.

---

**BC141E45****Explanation:**

Re-IPLing to open a Physical Presence Window.

**Response:**

The FRU callouts are calculated at the time of the failure. See the error log for the actual replacement strategy.

---

**BC141E46****Explanation:**

A problem occurred during the IPL of the system.

**Response:**

The FRU callouts are calculated at the time of the failure. See the error log for the actual replacement strategy.

---

**BC141E47****Explanation:**

Detected Special Key Clear Request.

**Response:**

The FRU callouts are calculated at the time of the failure. See the error log for the actual replacement strategy.

---

**BC141EA0****Explanation:**

During processor/memory subsystem initialization, an error was encountered: Invalid operation type.

**Response:**

The FRU callouts are calculated at the time of the failure. See the error log for the actual replacement strategy.

---

**BC141EA1****Explanation:**

During processor/memory subsystem initialization, an error was encountered: No Trusted Platform Modules (TPM) found in system.

**Response:**

The FRU callouts are calculated at the time of the failure. See the error log for the actual replacement strategy.

---

**BC141EA2****Explanation:**

During processor/memory subsystem initialization, an error was encountered: Command failure reading Trusted Platform Module (TPM) FW version.

**Response:**

The FRU callouts are calculated at the time of the failure. See the error log for the actual replacement strategy.

---

**BC141EA3****Explanation:**

During processor/memory subsystem initialization, an error was encountered: Command failure reading Trusted Platform Module (TPM) FW version.

**Response:**

The FRU callouts are calculated at the time of the failure. See the error log for the actual replacement strategy.

---

**BC141EA4****Explanation:**

During processor/memory subsystem initialization, an error was encountered: Command failure reading Trusted Platform Module (TPM) FW version.

**Response:**

The FRU callouts are calculated at the time of the failure. See the error log for the actual replacement strategy.

---

**BC141EA5****Explanation:**

During processor/memory subsystem initialization, an error was encountered: Command failure reading Trusted Platform Module (TPM) FW version.

**Response:**

The FRU callouts are calculated at the time of the failure. See the error log for the actual replacement strategy.

---

**BC141EA6****Explanation:**

During processor/memory subsystem initialization, an error was encountered: Unsupported command code during marshal.

**Response:**

The FRU callouts are calculated at the time of the failure. See the error log for the actual replacement strategy.

---

**BC141EA7****Explanation:**

During processor/memory subsystem initialization, an error was encountered: Marshaling error detected.

**Response:**

The FRU callouts are calculated at the time of the failure. See the error log for the actual replacement strategy.

---

**BC141EA8****Explanation:**

During processor/memory subsystem initialization, an error was encountered: Unsupported command code during unmarshal.

**Response:**

The FRU callouts are calculated at the time of the failure. See the error log for the actual replacement strategy.

---

**BC141EA9****Explanation:**

During processor/memory subsystem initialization, an error was encountered: Unmarshaling error detected.

**Response:**

The FRU callouts are calculated at the time of the failure. See the error log for the actual replacement strategy.

---

**BC141F01****Explanation:**

During processor/memory subsystem initialization, an error was encountered: IPC service provider received an unexpected message.

**Response:**

The FRU callouts are calculated at the time of the failure. See the error log for the actual replacement strategy.

---

**BC142101****Explanation:**

During processor/memory subsystem initialization, an error was encountered.

**Response:**

The FRU callouts are calculated at the time of the failure. Examine the error log for the actual replacement strategy.

---

**BC142102****Explanation:**

During processor/memory subsystem initialization, an error was encountered.

**Response:**

The FRU callouts are calculated at the time of the failure. Examine the error log for the actual replacement strategy.

---

**BC142201****Explanation:**

A problem occurred while updating processor boot code.

**Response:**

The FRU callouts are calculated at the time of the failure. See the error log for the actual replacement strategy.

---

**BC142202****Explanation:**

A problem occurred while updating processor boot code.

**Response:**

The FRU callouts are calculated at the time of the failure. See the error log for the actual replacement strategy.

---

**BC142203****Explanation:**

A problem occurred while updating processor boot code.

**Response:**

The FRU callouts are calculated at the time of the failure. See the error log for the actual replacement strategy.

---

**BC142204****Explanation:**

A problem occurred while updating processor boot code.

**Response:**

The FRU callouts are calculated at the time of the failure. See the error log for the actual replacement strategy.

---

**BC142206****Explanation:**

A problem occurred while updating processor boot code.

**Response:**

The FRU callouts are calculated at the time of the failure. See the error log for the actual replacement strategy.

---

**BC142207****Explanation:**

A problem occurred while updating processor boot code.

**Response:**

The FRU callouts are calculated at the time of the failure. See the error log for the actual replacement strategy.

---

**BC142208****Explanation:**

A problem occurred while updating processor boot code.

**Response:**

The FRU callouts are calculated at the time of the failure. See the error log for the actual replacement strategy.

---

**BC14220A****Explanation:**

A problem occurred while updating processor boot code.

**Response:**

The FRU callouts are calculated at the time of the failure. See the error log for the actual replacement strategy.

---

**BC14220B****Explanation:**

A problem occurred while updating processor boot code.

**Response:**

The FRU callouts are calculated at the time of the failure. See the error log for the actual replacement strategy.

---

**BC14220D****Explanation:**

A problem occurred while updating processor boot code.

**Response:**

The FRU callouts are calculated at the time of the failure. See the error log for the actual replacement strategy.

---

**BC14220E****Explanation:**

During processor/memory subsystem initialization, an error was encountered: Invalid Boot SEEPROM Side Found.

**Response:**

The FRU callouts are calculated at the time of the failure. See the error log for the actual replacement strategy.

---

**BC14220F****Explanation:**

ECC or Data Miscompare Fail Reading Back Self Boot Engine (SBE) Version Information.

**Response:**

The FRU callouts are calculated at the time of the failure. See the error log for the actual replacement strategy.

---

**BC142210****Explanation:**

A problem occurred while updating processor boot code.

**Response:**

The FRU callouts are calculated at the time of the failure. See the error log for the actual replacement strategy.

---

**BC142211****Explanation:**

A problem occurred while updating processor boot code.

**Response:**

The FRU callouts are calculated at the time of the failure. See the error log for the actual replacement strategy.

---

**BC142212****Explanation:**

Successful Update of Self Boot Engine (SBE) SEEPROM SBE Version Information.

**Response:**

The FRU callouts are calculated at the time of the failure. See the error log for the actual replacement strategy.

---

**BC142213****Explanation:**

Self Boot Engine (SBE) Version Miscompare with Master Target.

**Response:**

The FRU callouts are calculated at the time of the failure. See the error log for the actual replacement strategy.

---

**BC142214****Explanation:**

During processor/memory subsystem initialization, an error was encountered: Error Associated with Updating this Target.

**Response:**

The FRU callouts are calculated at the time of the failure. See the error log for the actual replacement strategy.

---

**BC142215****Explanation:**

Self Boot Engine (SBE) Image Version Miscompare with Master Target.

**Response:**

The FRU callouts are calculated at the time of the failure. See the error log for the actual replacement strategy.

---

**BC142216****Explanation:**

A problem occurred while updating processor boot code.

**Response:**

The FRU callouts are calculated at the time of the failure. See the error log for the actual replacement strategy.

---

**BC142217****Explanation:**

Unsupported system configuration.

**Response:**

The FRU callouts are calculated at the time of the failure. See the error log for the actual replacement strategy.

---

**BC142218****Explanation:**

A problem occurred while updating processor boot code.

**Response:**

The FRU callouts are calculated at the time of the failure. See the error log for the actual replacement strategy.

---

**BC142219****Explanation:**

A problem occurred while updating processor boot code.

**Response:**

The FRU callouts are calculated at the time of the failure. See the error log for the actual replacement strategy.

---

**BC14221A****Explanation:**

A problem occurred while updating processor boot code.

**Response:**

The FRU callouts are calculated at the time of the failure. See the error log for the actual replacement strategy.

---

**BC14221B****Explanation:**

SBE is not being updated.

**Response:**

The FRU callouts are calculated at the time of the failure. See the error log for the actual replacement strategy.

---

**BC14221D****Explanation:**

Chip level is invalid.

**Response:**

The FRU callouts are calculated at the time of the failure. See the error log for the actual replacement strategy.

---

**BC14221E****Explanation:**

A problem occurred while updating processor boot code.

**Response:**

The FRU callouts are calculated at the time of the failure. See the error log for the actual replacement strategy.

---

**BC14221F****Explanation:**

A problem occurred while updating processor boot code.

**Response:**

The FRU callouts are calculated at the time of the failure. See the error log for the actual replacement strategy.

---

**BC142300****Explanation:**

A problem occurred during the IPL of the system.

**Response:**

The FRU callouts are calculated at the time of the failure. See the error log for the actual replacement strategy.

---

**BC142301****Explanation:**

A problem occurred during the IPL of the system.

**Response:**

The FRU callouts are calculated at the time of the failure. See the error log for the actual replacement strategy.

---

**BC142302****Explanation:**

A problem occurred during the IPL of the system.

**Response:**

The FRU callouts are calculated at the time of the failure. See the error log for the actual replacement strategy.

---

**BC142303****Explanation:**

A problem occurred during the IPL of the system.

**Response:**

The FRU callouts are calculated at the time of the failure. See the error log for the actual replacement strategy.

---

**BC142310****Explanation:**

A problem occurred during the IPL of the system.

**Response:**

The FRU callouts are calculated at the time of the failure. See the error log for the actual replacement strategy.

---

**BC142401****Explanation:**

Firmware error accessing internal bus during IPL.

**Response:**

The FRU callouts are calculated at the time of the failure. See the error log for the actual replacement strategy.

---

**BC142402****Explanation:**

Hardware error accessing internal bus during IPL.

**Response:**

The FRU callouts are calculated at the time of the failure. See the error log for the actual replacement strategy.

---

**BC142403****Explanation:**

Firmware error accessing internal bus during IPL.

**Response:**

The FRU callouts are calculated at the time of the failure. See the error log for the actual replacement strategy.

---

**BC142404****Explanation:**

Error(s) found in OPB Status Register.

**Response:**

The FRU callouts are calculated at the time of the failure. See the error log for the actual replacement strategy.

---

**BC142405****Explanation:**

Unsupported Reset Level requested.

**Response:**

The FRU callouts are calculated at the time of the failure. See the error log for the actual replacement strategy.

---

**BC142406****Explanation:**

Firmware error during boot flash diagnostics.

**Response:**

The FRU callouts are calculated at the time of the failure. See the error log for the actual replacement strategy.

---

**BC142407****Explanation:**

Firmware error during boot flash diagnostics.

**Response:**

The FRU callouts are calculated at the time of the failure. See the error log for the actual replacement strategy.

---

**BC142408****Explanation:**

Firmware error during boot flash diagnostics.

**Response:**

The FRU callouts are calculated at the time of the failure. See the error log for the actual replacement strategy.

---

**BC142409****Explanation:**

Firmware error during boot flash diagnostics.

**Response:**

The FRU callouts are calculated at the time of the failure. See the error log for the actual replacement strategy.

---

**BC14240A****Explanation:**

Error(s) found in LPCHC Status Register.

**Response:**

The FRU callouts are calculated at the time of the failure. See the error log for the actual replacement strategy.

---

**BC142501****Explanation:**

Firmware error during system boot.

**Response:**

The FRU callouts are calculated at the time of the failure. See the error log for the actual replacement strategy.

---

**BC142502****Explanation:**

Firmware error.

**Response:**

The FRU callouts are calculated at the time of the failure. See the error log for the actual replacement strategy.

---

**BC142503****Explanation:**

Firmware error during IPMI event handling.

**Response:**

The FRU callouts are calculated at the time of the failure. See the error log for the actual replacement strategy.

---

**BC142504**

**Explanation:**

During processor/memory subsystem initialization, an error was encountered: Command not valid for this sensor.

**Response:**

The FRU callouts are calculated at the time of the failure. See the error log for the actual replacement strategy.

---

**BC142505****Explanation:**

During processor/memory subsystem initialization, an error was encountered: Set sensor reading command failed.

**Response:**

The FRU callouts are calculated at the time of the failure. See the error log for the actual replacement strategy.

---

**BC142506****Explanation:**

During processor/memory subsystem initialization, an error was encountered: Set sensor reading command failed.

**Response:**

The FRU callouts are calculated at the time of the failure. See the error log for the actual replacement strategy.

---

**BC142507****Explanation:**

During processor/memory subsystem initialization, an error was encountered: Requested sensor is not present.

**Response:**

The FRU callouts are calculated at the time of the failure. See the error log for the actual replacement strategy.

---

**BC142508****Explanation:**

During processor/memory subsystem initialization, an error was encountered: Set sensor reading command failed.

**Response:**

The FRU callouts are calculated at the time of the failure. See the error log for the actual replacement strategy.

---

**BC142509****Explanation:**

Unexpected IPMI completion code from the BMC.

**Response:**

The FRU callouts are calculated at the time of the failure. See the error log for the actual replacement strategy.

---

**BC14250A****Explanation:**

The DCMI command to retrieve the power limit data from the BMC has failed, the user defined power limit cannot be applied.

**Response:**

The FRU callouts are calculated at the time of the failure. See the error log for the actual replacement strategy.

---

**BC14250B****Explanation:**

Request to get sensor reading IPMI completion code can be seen in userdata1 field of the log.

**Response:**

The FRU callouts are calculated at the time of the failure. See the error log for the actual replacement strategy.

---

**BC14250C****Explanation:**

During processor/memory subsystem initialization, an error was encountered: Request to get sensor type form the bmc failed.

**Response:**

The FRU callouts are calculated at the time of the failure. See the error log for the actual replacement strategy.

---

**BC14250D****Explanation:**

Unable to determine sensor information.

**Response:**

The FRU callouts are calculated at the time of the failure. See the error log for the actual replacement strategy.

---

**BC14250E****Explanation:**

During processor/memory subsystem initialization, an error was encountered: VPD data is invalid size.

**Response:**

The FRU callouts are calculated at the time of the failure. See the error log for the actual replacement strategy.

---

**BC14250F****Explanation:**

The passed in sensor number is not valid.

**Response:**

The FRU callouts are calculated at the time of the failure. See the error log for the actual replacement strategy.

---

**BC142510****Explanation:**

Unable to find a valid sensor setting.

**Response:**

The FRU callouts are calculated at the time of the failure. See the error log for the actual replacement strategy.

---

**BC142601****Explanation:**

During processor/memory subsystem initialization, an error was encountered: OCC is not valid.

**Response:**

The FRU callouts are calculated at the time of the failure. See the error log for the actual replacement strategy.

---

**BC142602****Explanation:**

During processor/memory subsystem initialization, an error was encountered: Throttle numerator calculated doesn't meet min utilization.

**Response:**

The FRU callouts are calculated at the time of the failure. See the error log for the actual replacement strategy.

---

**BC142603****Explanation:**

During processor/memory subsystem initialization, an error was encountered: Throttle HW procedure calculated an invalid numerator value.

**Response:**

The FRU callouts are calculated at the time of the failure. See the error log for the actual replacement strategy.

---

**BC142605****Explanation:**

During processor/memory subsystem initialization, an error was encountered: OCC not ready for target state.

**Response:**

The FRU callouts are calculated at the time of the failure. See the error log for the actual replacement strategy.

---

**BC142606****Explanation:**

During processor/memory subsystem initialization, an error was encountered: Unable to read attributes.

**Response:**

The FRU callouts are calculated at the time of the failure. See the error log for the actual replacement strategy.

---

**BC14260E****Explanation:**

During processor/memory subsystem initialization, an error was encountered: Unable to send cmd to OCC exception.

**Response:**

The FRU callouts are calculated at the time of the failure. See the error log for the actual replacement strategy.

---

**BC142616****Explanation:**

During processor/memory subsystem initialization, an error was encountered: OCCs did not all reach active state, system will be in Safe Mode.

**Response:**

The FRU callouts are calculated at the time of the failure. See the error log for the actual replacement strategy.

---

**BC142618****Explanation:**

During processor/memory subsystem initialization, an error was encountered: Invalid response length received.

**Response:**

The FRU callouts are calculated at the time of the failure. See the error log for the actual replacement strategy.

---

**BC142619****Explanation:**

During processor/memory subsystem initialization, an error was encountered: OCC response had checksum failure.

**Response:**

The FRU callouts are calculated at the time of the failure. See the error log for the actual replacement strategy.

---

**BC14261B****Explanation:**

During processor/memory subsystem initialization, an error was encountered: Invalid length in OCC response.

**Response:**

The FRU callouts are calculated at the time of the failure. See the error log for the actual replacement strategy.

---

**BC14261C**



**Explanation:**

During processor/memory subsystem initialization, an error was encountered: Invalid POLL response length.

**Response:**

The FRU callouts are calculated at the time of the failure. See the error log for the actual replacement strategy.

---

**BC14261D****Explanation:**

During processor/memory subsystem initialization, an error was encountered: Bad FRU data received in OCC error log.

**Response:**

The FRU callouts are calculated at the time of the failure. See the error log for the actual replacement strategy.

---

**BC142622****Explanation:**

During processor/memory subsystem initialization, an error was encountered: Invalid role is POLL response.

**Response:**

The FRU callouts are calculated at the time of the failure. See the error log for the actual replacement strategy.

---

**BC142623****Explanation:**

During processor/memory subsystem initialization, an error was encountered: Invalid OCC state requested.

**Response:**

The FRU callouts are calculated at the time of the failure. See the error log for the actual replacement strategy.

---

**BC142624****Explanation:**

During processor/memory subsystem initialization, an error was encountered: OCC comm not established or command is not supported.

**Response:**

The FRU callouts are calculated at the time of the failure. See the error log for the actual replacement strategy.

---

**BC142625****Explanation:**

During processor/memory subsystem initialization, an error was encountered: OCCs were not loaded/started successfully.

**Response:**

The FRU callouts are calculated at the time of the failure. See the error log for the actual replacement strategy.

---

**BC142626****Explanation:**

During processor/memory subsystem initialization, an error was encountered: OCC did not change to requested state.

**Response:**

The FRU callouts are calculated at the time of the failure. See the error log for the actual replacement strategy.

---

**BC142635****Explanation:**

During processor/memory subsystem initialization, an error was encountered: Timeout waiting for OCC response.

**Response:**

The FRU callouts are calculated at the time of the failure. See the error log for the actual replacement strategy.

---

**BC142645****Explanation:**

During processor/memory subsystem initialization, an error was encountered: No OCC target found for proc Target,.

**Response:**

The FRU callouts are calculated at the time of the failure. See the error log for the actual replacement strategy.

---

**BC142655****Explanation:**

During processor/memory subsystem initialization, an error was encountered: No OCC master was found.

**Response:**

The FRU callouts are calculated at the time of the failure. See the error log for the actual replacement strategy.

---

**BC142656****Explanation:**

During processor/memory subsystem initialization, an error was encountered: OCC reset threshold reached. Leaving OCCs in reset state.

**Response:**

The FRU callouts are calculated at the time of the failure. See the error log for the actual replacement strategy.

---

**BC142663****Explanation:**

During processor/memory subsystem initialization, an error was encountered: Invalid OCC error log data.

**Response:**

The FRU callouts are calculated at the time of the failure. See the error log for the actual replacement strategy.

---

**BC14267D****Explanation:**

During processor/memory subsystem initialization, an error was encountered: Bad FRU data received in OCC error log.

**Response:**

The FRU callouts are calculated at the time of the failure. See the error log for the actual replacement strategy.

---

**BC14267F****Explanation:**

During processor/memory subsystem initialization, an error was encountered: No FRU callouts found for non-info OCC Error.

**Response:**

The FRU callouts are calculated at the time of the failure. See the error log for the actual replacement strategy.

---

**BC142701****Explanation:**

During processor/memory subsystem initialization, an error was encountered: Invalid operation type.

**Response:**

The FRU callouts are calculated at the time of the failure. See the error log for the actual replacement strategy.

---

**BC142702****Explanation:**

A problem was detected during the IPL of the system: Device type not supported.

**Response:**

The FRU callouts are calculated at the time of the failure. See the error log for the actual replacement strategy.

---

**BC142703****Explanation:**

Unexpected trusted boot related failure.

**Response:**

The FRU callouts are calculated at the time of the failure. See the error log for the actual replacement strategy.

---

**BC142704****Explanation:**

During processor/memory subsystem initialization, an error was encountered: Invalid Trusted Platform Module (TPM) chip to access.

**Response:**

The FRU callouts are calculated at the time of the failure. See the error log for the actual replacement strategy.

---

**BC142705****Explanation:**

During processor/memory subsystem initialization, an error was encountered: I2C master entity path doesn't exist.

**Response:**

The FRU callouts are calculated at the time of the failure. See the error log for the actual replacement strategy.

---

**BC142706****Explanation:**

During processor/memory subsystem initialization, an error was encountered: I2C master path target is null.

**Response:**

The FRU callouts are calculated at the time of the failure. See the error log for the actual replacement strategy.

---

**BC142707****Explanation:**

During processor/memory subsystem initialization, an error was encountered: Invalid address offset size.

**Response:**

The FRU callouts are calculated at the time of the failure. See the error log for the actual replacement strategy.

---

**BC142708****Explanation:**

A problem occurred during the IPL of the system: TPM buffer is too large.

**Response:**

The FRU callouts are calculated at the time of the failure. See the error log for the actual replacement strategy.

---

**BC142709****Explanation:**

A problem occurred during the IPL of the system: TPM underflow.

**Response:**

The FRU callouts are calculated at the time of the failure. See the error log for the actual replacement strategy.

---

**BC14270A****Explanation:**

A problem occurred during the IPL of the system: TPM timeout.

**Response:**

The FRU callouts are calculated at the time of the failure. See the error log for the actual replacement strategy.

---

**BC14270B****Explanation:**

During processor/memory subsystem initialization, an error was encountered: Invalid operation type.

**Response:**

The FRU callouts are calculated at the time of the failure. See the error log for the actual replacement strategy.

---

**BC14270C****Explanation:**

During processor/memory subsystem initialization, an error was encountered: Invalid address offset size.

**Response:**

The FRU callouts are calculated at the time of the failure. See the error log for the actual replacement strategy.

---

**BC14270D****Explanation:**

A trusted platform module (TPM) that was expected to be present was not detected properly.

**Response:**

The FRU callouts are calculated at the time of the failure. See the error log for the actual replacement strategy.

---

**BC14270E****Explanation:**

Trusted boot problem detected.

**Response:**

The FRU callouts are calculated at the time of the failure. See the error log for the actual replacement strategy.

---

**BC14270F****Explanation:**

Trusted boot problem detected.

**Response:**

The FRU callouts are calculated at the time of the failure. See the error log for the actual replacement strategy.

---

**BC142710****Explanation:**

Unexpected trusted boot related failure.

**Response:**

The FRU callouts are calculated at the time of the failure. See the error log for the actual replacement strategy.

---

**BC142711****Explanation:**

Unexpected trusted boot related failure.

**Response:**

The FRU callouts are calculated at the time of the failure. See the error log for the actual replacement strategy.

---

**BC142801****Explanation:**

Firmware error communicating with boot device.

**Response:**

The FRU callouts are calculated at the time of the failure. See the error log for the actual replacement strategy.

---

**BC142802****Explanation:**

Firmware error communicating with boot device.

**Response:**

The FRU callouts are calculated at the time of the failure. See the error log for the actual replacement strategy.

---

**BC142803****Explanation:**

Firmware error communicating with boot device.

**Response:**

The FRU callouts are calculated at the time of the failure. See the error log for the actual replacement strategy.

---

**BC142804****Explanation:**

Firmware error communicating with boot device.

**Response:**

The FRU callouts are calculated at the time of the failure. See the error log for the actual replacement strategy.

---

**BC142806****Explanation:**

Firmware logic bug detected.

**Response:**

The FRU callouts are calculated at the time of the failure. See the error log for the actual replacement strategy.

---

**BC142810****Explanation:**

During processor/memory subsystem initialization, an error was encountered: Timeout waiting for upstream FIFO to have room to write.

**Response:**

The FRU callouts are calculated at the time of the failure. See the error log for the actual replacement strategy.

---

**BC142811****Explanation:**

During processor/memory subsystem initialization, an error was encountered: EOT not received before downstream buffer full.

**Response:**

The FRU callouts are calculated at the time of the failure. See the error log for the actual replacement strategy.

---

**BC142812****Explanation:**

During processor/memory subsystem initialization, an error was encountered: The distance to the status header is not within the response buffer.

**Response:**

The FRU callouts are calculated at the time of the failure. See the error log for the actual replacement strategy.

---

**BC142813****Explanation:**

During processor/memory subsystem initialization, an error was encountered: Status header does not start with magic number or non-zero primary or secondary status.

**Response:**

The FRU callouts are calculated at the time of the failure. See the error log for the actual replacement strategy.

---

**BC142814****Explanation:**

During processor/memory subsystem initialization, an error was encountered: Timeout waiting for downstream FIFO to have data to receive.

**Response:**

The FRU callouts are calculated at the time of the failure. See the error log for the actual replacement strategy.

---

**BC142815****Explanation:**

Firmware error communicating with boot device.

**Response:**

The FRU callouts are calculated at the time of the failure. See the error log for the actual replacement strategy.

---

**BC142816****Explanation:**

Firmware error communicating with boot device.

**Response:**

The FRU callouts are calculated at the time of the failure. See the error log for the actual replacement strategy.

---

**BC142817****Explanation:**

Firmware error communicating with boot device.

**Response:**

The FRU callouts are calculated at the time of the failure. See the error log for the actual replacement strategy.

---

**BC142818****Explanation:**

Firmware error communicating with boot device.

**Response:**

The FRU callouts are calculated at the time of the failure. See the error log for the actual replacement strategy.

---

**BC142819****Explanation:**

Firmware error communicating with boot device.

**Response:**

The FRU callouts are calculated at the time of the failure. See the error log for the actual replacement strategy.

---

**BC14281A****Explanation:**

During processor/memory subsystem initialization, an error was encountered: If the size of the FFDC package exceeds our allocated buffer size, we log it.

**Response:**

The FRU callouts are calculated at the time of the failure. See the error log for the actual replacement strategy.

---

**BC142831****Explanation:**

Firmware error communicating with boot device.

**Response:**

The FRU callouts are calculated at the time of the failure. See the error log for the actual replacement strategy.

---

**BC142832****Explanation:**

Firmware error communicating with boot device.

**Response:**

The FRU callouts are calculated at the time of the failure. See the error log for the actual replacement strategy.

---

**BC142833****Explanation:**

Firmware error communicating with boot device.

**Response:**

The FRU callouts are calculated at the time of the failure. See the error log for the actual replacement strategy.

---

**BC142834****Explanation:**

Firmware error communicating with boot device.

**Response:**

The FRU callouts are calculated at the time of the failure. See the error log for the actual replacement strategy.

---

**BC142835****Explanation:**

Firmware error communicating with boot device.

**Response:**

The FRU callouts are calculated at the time of the failure. See the error log for the actual replacement strategy.

---

**BC142836****Explanation:**

Firmware error communicating with boot device.

**Response:**

The FRU callouts are calculated at the time of the failure. See the error log for the actual replacement strategy.

---

**BC142837****Explanation:**

Firmware error communicating with boot device.

**Response:**

The FRU callouts are calculated at the time of the failure. See the error log for the actual replacement strategy.

---

**BC142838****Explanation:**

Firmware error communicating with boot device.

**Response:**

The FRU callouts are calculated at the time of the failure. See the error log for the actual replacement strategy.

---

**BC142839****Explanation:**

Firmware error communicating with boot device.

**Response:**

The FRU callouts are calculated at the time of the failure. See the error log for the actual replacement strategy.

---

**BC14283A****Explanation:**

Firmware error communicating with boot device.

**Response:**

The FRU callouts are calculated at the time of the failure. See the error log for the actual replacement strategy.

---

**BC14283B****Explanation:**

Firmware error communicating with boot device.

**Response:**

The FRU callouts are calculated at the time of the failure. See the error log for the actual replacement strategy.

---

**BC14283C****Explanation:**

Firmware error communicating with boot device.

**Response:**

The FRU callouts are calculated at the time of the failure. See the error log for the actual replacement strategy.

---

**BC14283D****Explanation:**

During processor/memory subsystem initialization, an error was encountered: Unable to inform OPAL of SBE failure.

**Response:**

The FRU callouts are calculated at the time of the failure. See the error log for the actual replacement strategy.

---

**BC142850****Explanation:**

A problem occurred during the IPL.

**Response:**

The FRU callouts are calculated at the time of the failure. See the error log for the actual replacement strategy.

---

**BC142851****Explanation:**

A problem occurred during the IPL.

**Response:**

The FRU callouts are calculated at the time of the failure. See the error log for the actual replacement strategy.

---

**BC142852****Explanation:**

During processor/memory subsystem initialization, an error was encountered: SBE booted from unexpected side.

**Response:**

The FRU callouts are calculated at the time of the failure. See the error log for the actual replacement strategy.

---

**BC142853****Explanation:**

Processor Error.

**Response:**

The FRU callouts are calculated at the time of the failure. See the error log for the actual replacement strategy.

---

**BC142854****Explanation:**

Processor Error.

**Response:**

The FRU callouts are calculated at the time of the failure. See the error log for the actual replacement strategy.

---

**BC142856****Explanation:**

During processor/memory subsystem initialization, an error was encountered: This function was called incorrectly or there is a new enum that is not handled yet.

**Response:**

The FRU callouts are calculated at the time of the failure. See the error log for the actual replacement strategy.

---

**BC142857****Explanation:**

FFDC associated with boot device failing to boot.

**Response:**

The FRU callouts are calculated at the time of the failure. See the error log for the actual replacement strategy.

---

**BC142858****Explanation:**

A processor in the system has failed to initialize.

**Response:**

The FRU callouts are calculated at the time of the failure. See the error log for the actual replacement strategy.

---

**BC14285B****Explanation:**

Extra FFDC gathered, marked information event.

**Response:**

The FRU callouts are calculated at the time of the failure. See the error log for the actual replacement strategy.

---

**BC14285C****Explanation:**

Processor Error.

**Response:**

The FRU callouts are calculated at the time of the failure. See the error log for the actual replacement strategy.

---

**BC14285D****Explanation:**

Processor Error.

**Response:**

The FRU callouts are calculated at the time of the failure. See the error log for the actual replacement strategy.

---

**BC14285E****Explanation:**

Processor Error.

**Response:**

The FRU callouts are calculated at the time of the failure. See the error log for the actual replacement strategy.

---

**BC14285F****Explanation:**

During processor/memory subsystem initialization, an error was encountered: Call to PSU Chip Op returned an unexpected message type.

**Response:**

The FRU callouts are calculated at the time of the failure. See the error log for the actual replacement strategy.

---

**BC142861****Explanation:**

During processor/memory subsystem initialization, an error was encountered: Could not register mailbox message queue.

**Response:**

The FRU callouts are calculated at the time of the failure. See the error log for the actual replacement strategy.

---

**BC142862****Explanation:**

Processor Error.

**Response:**

The FRU callouts are calculated at the time of the failure. See the error log for the actual replacement strategy.

---

**BC142BA0****Explanation:**

Failure detected in security subsystem.

**Response:**

The FRU callouts are calculated at the time of the failure. See the error log for the actual replacement strategy.

---

**BC142BA2****Explanation:**

Failure detected in security subsystem.

**Response:**

The FRU callouts are calculated at the time of the failure. See the error log for the actual replacement strategy.

---

**BC142BA3****Explanation:**

Failure detected in security subsystem.

**Response:**

The FRU callouts are calculated at the time of the failure. See the error log for the actual replacement strategy.

---

**BC142BA4****Explanation:**

Failure detected in security subsystem.

**Response:**

The FRU callouts are calculated at the time of the failure. See the error log for the actual replacement strategy.

---

**BC142BA5****Explanation:**

Failure detected in security subsystem.

**Response:**

The FRU callouts are calculated at the time of the failure. See the error log for the actual replacement strategy.

---

**BC142BA6****Explanation:**

Failure detected in security subsystem.

**Response:**

The FRU callouts are calculated at the time of the failure. See the error log for the actual replacement strategy.

---

**BC142BA7****Explanation:**

Failure detected in security subsystem.

**Response:**

The FRU callouts are calculated at the time of the failure. See the error log for the actual replacement strategy.

---

**BC142BA8****Explanation:**

Failure detected in security subsystem.

**Response:**

The FRU callouts are calculated at the time of the failure. See the error log for the actual replacement strategy.

---

**BC142BA9****Explanation:**

During processor/memory subsystem initialization, an error was encountered: Unmarshal error while replaying tpm log.

**Response:**

The FRU callouts are calculated at the time of the failure. See the error log for the actual replacement strategy.

---

**BC142BAA****Explanation:**

TPM log overflow.

**Response:**

The FRU callouts are calculated at the time of the failure. See the error log for the actual replacement strategy.

---

**BC142BAB****Explanation:**

TPM log operation failure.

**Response:**

The FRU callouts are calculated at the time of the failure. See the error log for the actual replacement strategy.

---

**BC142BAC****Explanation:**

TPM log buffer init failure.

**Response:**

The FRU callouts are calculated at the time of the failure. See the error log for the actual replacement strategy.

---

**BC142BAD****Explanation:**

The system is configured for Secure Boot and trusted platform module required mode; a functional boot processor trusted platform module is required to boot the system (or node, if multi-node system), but none are available. Therefore, the system (or node, if multi-

node system) will terminate. Trusted platform module required mode may be disabled via the appropriate systems management interface to allow platform boot without the remote trusted attestation capability. Look for other errors which call out the trusted platform module and follow the repair actions for these errors.

**Response:**

The FRU callouts are calculated at the time of the failure. See the error log for the actual replacement strategy.

---

**BC142BAE**

**Explanation:**

Failure detected in security subsystem.

**Response:**

The FRU callouts are calculated at the time of the failure. See the error log for the actual replacement strategy.

---

**BC142BAF**

**Explanation:**

Failure detected in security subsystem.

**Response:**

The FRU callouts are calculated at the time of the failure. See the error log for the actual replacement strategy.

---

**BC142BB0**

**Explanation:**

TPM log invalid format.

**Response:**

The FRU callouts are calculated at the time of the failure. See the error log for the actual replacement strategy.

---

**BC142BB1**

**Explanation:**

Trusted boot failure.

**Response:**

The FRU callouts are calculated at the time of the failure. See the error log for the actual replacement strategy.

---

**BC142BB2**

**Explanation:**

Firmware error during system boot.

**Response:**

The FRU callouts are calculated at the time of the failure. See the error log for the actual replacement strategy.

---

**BC142BB3**

**Explanation:**

Firmware error during system boot.

**Response:**

The FRU callouts are calculated at the time of the failure. See the error log for the actual replacement strategy.

---

**BC142BB4**

**Explanation:**

Platform security problem detected.

**Response:**

The FRU callouts are calculated at the time of the failure. See the error log for the actual replacement strategy.

---

**BC142BB5**

**Explanation:**

Failure detected in security subsystem.

**Response:**

The FRU callouts are calculated at the time of the failure. See the error log for the actual replacement strategy.

---

**BC142BB7**

**Explanation:**

Trusted Boot failure.

**Response:**

The FRU callouts are calculated at the time of the failure. See the error log for the actual replacement strategy.

---

**BC142BB8**

**Explanation:**

Trusted boot failure.

**Response:**

The FRU callouts are calculated at the time of the failure. See the error log for the actual replacement strategy.

---

**BC142BB9**

**Explanation:**

Trusted boot failure.

**Response:**

The FRU callouts are calculated at the time of the failure. See the error log for the actual replacement strategy.

---

**BC142BBA**

**Explanation:**

Trusted boot failure.

**Response:**

The FRU callouts are calculated at the time of the failure. See the error log for the actual replacement strategy.

---

**BC142BBB**

**Explanation:**



Trusted boot failure.

**Response:**

The FRU callouts are calculated at the time of the failure. See the error log for the actual replacement strategy.

---

**BC142BBC**

**Explanation:**

Trusted boot failure.

**Response:**

The FRU callouts are calculated at the time of the failure. See the error log for the actual replacement strategy.

---

**BC142BBD**

**Explanation:**

trustedboot failure.

**Response:**

The FRU callouts are calculated at the time of the failure. See the error log for the actual replacement strategy.

---

**BC143325**

**Explanation:**

During processor/memory subsystem initialization, an error was encountered: Unable to resolve other end of xbus.

**Response:**

The FRU callouts are calculated at the time of the failure. See the error log for the actual replacement strategy.

---

**BC143326**

**Explanation:**

During processor/memory subsystem initialization, an error was encountered: Unable to resolve other end of xbus.

**Response:**

The FRU callouts are calculated at the time of the failure. See the error log for the actual replacement strategy.

---

**BC143327**

**Explanation:**

Firmware Error.

**Response:**

The FRU callouts are calculated at the time of the failure. See the error log for the actual replacement strategy.

---

**BC143328**

**Explanation:**

Firmware Error.

**Response:**

The FRU callouts are calculated at the time of the failure. See the error log for the actual replacement strategy.

---

**BC143329**

**Explanation:**

Firmware Error.

**Response:**

The FRU callouts are calculated at the time of the failure. See the error log for the actual replacement strategy.

---

**BC14332A**

**Explanation:**

Firmware Error.

**Response:**

The FRU callouts are calculated at the time of the failure. See the error log for the actual replacement strategy.

---

**BC14332B**

**Explanation:**

Firmware Error.

**Response:**

The FRU callouts are calculated at the time of the failure. See the error log for the actual replacement strategy.

---

**BC14332C**

**Explanation:**

Firmware Error.

**Response:**

The FRU callouts are calculated at the time of the failure. See the error log for the actual replacement strategy.

---

**BC14332D**

**Explanation:**

Firmware Error or unsupported part.

**Response:**

The FRU callouts are calculated at the time of the failure. See the error log for the actual replacement strategy.

---

**BC14332E**

**Explanation:**

Firmware Error.

**Response:**

The FRU callouts are calculated at the time of the failure. See the error log for the actual replacement strategy.

---

**BC14332F**

**Explanation:**

Firmware Error.

**Response:**

The FRU callouts are calculated at the time of the failure. See the error log for the actual replacement strategy.

---

**BC143330****Explanation:**

Firmware Error.

**Response:**

The FRU callouts are calculated at the time of the failure. See the error log for the actual replacement strategy.

---

**BC143331****Explanation:**

Firmware Error.

**Response:**

The FRU callouts are calculated at the time of the failure. See the error log for the actual replacement strategy.

---

**BC143332****Explanation:**

Firmware Error.

**Response:**

The FRU callouts are calculated at the time of the failure. See the error log for the actual replacement strategy.

---

**BC143333****Explanation:**

Firmware Error.

**Response:**

The FRU callouts are calculated at the time of the failure. See the error log for the actual replacement strategy.

---

**BC143334****Explanation:**

During processor/memory subsystem initialization, an error was encountered: platGetMBvdpdMemoryDataVersion could not find the expected 1 mba from the passed dimm target.

**Response:**

The FRU callouts are calculated at the time of the failure. See the error log for the actual replacement strategy.

---

**BC143335****Explanation:**

During processor/memory subsystem initialization, an error was encountered: platGetMBvdpdMemoryDataVersion could not find an mba parent target from the passed in dimm target.

**Response:**

The FRU callouts are calculated at the time of the failure. See the error log for the actual replacement strategy.

---

**BC143336****Explanation:**

During processor/memory subsystem initialization, an error was encountered: platGetMBvdpdMemoryDataVersion could not find any child mba's from the passed in target of type TYPE\_MEMBUF.

**Response:**

The FRU callouts are calculated at the time of the failure. See the error log for the actual replacement strategy.

---

**BC143337****Explanation:**

During processor/memory subsystem initialization, an error was encountered: platGetMBvdpdMemoryDataVersion requires a target of type TYPE\_MBA or TYPE\_MEMBUF.

**Response:**

The FRU callouts are calculated at the time of the failure. See the error log for the actual replacement strategy.

---

**BC143339****Explanation:**

Internal firmware error.

**Response:**

The FRU callouts are calculated at the time of the failure. See the error log for the actual replacement strategy.

---

**BC14333A****Explanation:**

Internal firmware error.

**Response:**

The FRU callouts are calculated at the time of the failure. See the error log for the actual replacement strategy.

---

**BC14333B****Explanation:**

Internal firmware error.

**Response:**

The FRU callouts are calculated at the time of the failure. See the error log for the actual replacement strategy.

---

**BC14333C****Explanation:**

Internal firmware error.

**Response:**

The FRU callouts are calculated at the time of the failure. See the error log for the actual replacement strategy.

---

**BC14333D****Explanation:**

Internal firmware error.

**Response:**

The FRU callouts are calculated at the time of the failure. See the error log for the actual replacement strategy.

---

**BC14333E****Explanation:**

Internal firmware error.

**Response:**

The FRU callouts are calculated at the time of the failure. See the error log for the actual replacement strategy.

---

**BC143340****Explanation:**

Internal firmware error.

**Response:**

The FRU callouts are calculated at the time of the failure. See the error log for the actual replacement strategy.

---

**BC143343****Explanation:**

Internal firmware error.

**Response:**

The FRU callouts are calculated at the time of the failure. See the error log for the actual replacement strategy.

---

**BC143403****Explanation:**

A problem occurred while running processor boot code.

**Response:**

The FRU callouts are calculated at the time of the failure. See the error log for the actual replacement strategy.

---

**BC143404****Explanation:**

A problem occurred while running processor boot code.

**Response:**

The FRU callouts are calculated at the time of the failure. See the error log for the actual replacement strategy.

---

**BC143405****Explanation:**

A problem occurred while running processor boot code.

**Response:**

The FRU callouts are calculated at the time of the failure. See the error log for the actual replacement strategy.

---

**BC143406****Explanation:**

A problem occurred while running processor boot code.

**Response:**

The FRU callouts are calculated at the time of the failure. See the error log for the actual replacement strategy.

---

**BC143407****Explanation:**

A problem occurred while running processor boot code.

**Response:**

The FRU callouts are calculated at the time of the failure. See the error log for the actual replacement strategy.

---

**BC143408****Explanation:**

A problem occurred while running processor boot code.

**Response:**

The FRU callouts are calculated at the time of the failure. See the error log for the actual replacement strategy.

---

**BC143409****Explanation:**

A problem occurred while running processor boot code.

**Response:**

The FRU callouts are calculated at the time of the failure. See the error log for the actual replacement strategy.

---

**BC14340A****Explanation:**

A problem occurred while running processor boot code.

**Response:**

The FRU callouts are calculated at the time of the failure. See the error log for the actual replacement strategy.

---

**BC14340B****Explanation:**

A problem occurred while running processor boot code.

**Response:**

The FRU callouts are calculated at the time of the failure. See the error log for the actual replacement strategy.

---

**BC14340C**

**Explanation:**

A problem occurred while running processor boot code.

**Response:**

The FRU callouts are calculated at the time of the failure. See the error log for the actual replacement strategy.

---

**BC14340F**

**Explanation:**

Failed to load boot firmware.

**Response:**

The FRU callouts are calculated at the time of the failure. See the error log for the actual replacement strategy.

---

**BC143501**

**Explanation:**

During processor/memory subsystem initialization, an error was encountered: Invalid operation type.

**Response:**

The FRU callouts are calculated at the time of the failure. See the error log for the actual replacement strategy.

---

**BC143502**

**Explanation:**

A problem was detected during the IPL of the system: Device type not supported.

**Response:**

The FRU callouts are calculated at the time of the failure. See the error log for the actual replacement strategy.

---

**BC143503**

**Explanation:**

During processor/memory subsystem initialization, an error was encountered: NVDIMM attribute was not found.

**Response:**

The FRU callouts are calculated at the time of the failure. See the error log for the actual replacement strategy.

---

**BC143505**

**Explanation:**

During processor/memory subsystem initialization, an error was encountered: I2C master entity path doesn't exist.

**Response:**

The FRU callouts are calculated at the time of the failure. See the error log for the actual replacement strategy.

---

**BC143506**

**Explanation:**

During processor/memory subsystem initialization, an error was encountered: I2C master path target is null.

**Response:**

The FRU callouts are calculated at the time of the failure. See the error log for the actual replacement strategy.

---

**BC143507**

**Explanation:**

During processor/memory subsystem initialization, an error was encountered: Invalid address offset size.

**Response:**

The FRU callouts are calculated at the time of the failure. See the error log for the actual replacement strategy.

---

**BC143508**

**Explanation:**

A problem occurred during the IPL of the system: I2C buffer offset is too large.

**Response:**

The FRU callouts are calculated at the time of the failure. See the error log for the actual replacement strategy.

---

**BC143509**

**Explanation:**

During processor/memory subsystem initialization, an error was encountered: I2C write page size is zero.

**Response:**

The FRU callouts are calculated at the time of the failure. See the error log for the actual replacement strategy.

---

**BC14350A**

**Explanation:**

During processor/memory subsystem initialization, an error was encountered: NVDIMM register offset out of bound.

**Response:**

The FRU callouts are calculated at the time of the failure. See the error log for the actual replacement strategy.

---

**BC14350D**

**Explanation:**  
NVDIMM timed out.

**Response:**  
The FRU callouts are calculated at the time of the failure. See the error log for the actual replacement strategy.

---

**BC14350E**

**Explanation:**  
NVDIMM timed out.

**Response:**  
The FRU callouts are calculated at the time of the failure. See the error log for the actual replacement strategy.

---

**BC14350F**

**Explanation:**  
NVDIMM timed out.

**Response:**  
The FRU callouts are calculated at the time of the failure. See the error log for the actual replacement strategy.

---

**BC143512**

**Explanation:**  
NVDIMM encountered error setting the energy source policy.

**Response:**  
The FRU callouts are calculated at the time of the failure. See the error log for the actual replacement strategy.

---

**BC143516**

**Explanation:**  
Encountered error performing internal operation on NVDIMM.

**Response:**  
The FRU callouts are calculated at the time of the failure. See the error log for the actual replacement strategy.

---

**BC143517**

**Explanation:**  
NVDIMM timed out.

**Response:**  
The FRU callouts are calculated at the time of the failure. See the error log for the actual replacement strategy.

---

**BC143518**

**Explanation:**  
NVDIMM encountered error arming save trigger.

**Response:**

The FRU callouts are calculated at the time of the failure. See the error log for the actual replacement strategy.

---

**BC143519**

**Explanation:**  
NVDIMM error erasing data image.

**Response:**  
The FRU callouts are calculated at the time of the failure. See the error log for the actual replacement strategy.

---

**BC14351A**

**Explanation:**  
NVDIMM failed to restore data.

**Response:**  
The FRU callouts are calculated at the time of the failure. See the error log for the actual replacement strategy.

---

**BC14351B**

**Explanation:**  
NVDIMM not ready.

**Response:**  
The FRU callouts are calculated at the time of the failure. See the error log for the actual replacement strategy.

---

**BC14351C**

**Explanation:**  
Internal firmware error.

**Response:**  
The FRU callouts are calculated at the time of the failure. See the error log for the actual replacement strategy.

---

**BC14351D**

**Explanation:**  
NVDIMM not updated.

**Response:**  
The FRU callouts are calculated at the time of the failure. See the error log for the actual replacement strategy.

---

**BC14351E**

**Explanation:**  
NVDIMM not updated.

**Response:**  
The FRU callouts are calculated at the time of the failure. See the error log for the actual replacement strategy.

---

**BC14351F**

**Explanation:**  
NVDIMM not updated.

**Response:**

The FRU callouts are calculated at the time of the failure. See the error log for the actual replacement strategy.

---

**BC143520****Explanation:**

NVDIMM not updated.

**Response:**

The FRU callouts are calculated at the time of the failure. See the error log for the actual replacement strategy.

---

**BC143521****Explanation:**

NVDIMM not updated.

**Response:**

The FRU callouts are calculated at the time of the failure. See the error log for the actual replacement strategy.

---

**BC143522****Explanation:**

NVDIMM not updated.

**Response:**

The FRU callouts are calculated at the time of the failure. See the error log for the actual replacement strategy.

---

**BC143523****Explanation:**

NVDIMM not updated.

**Response:**

The FRU callouts are calculated at the time of the failure. See the error log for the actual replacement strategy.

---

**BC143524****Explanation:**

NVDIMM not updated.

**Response:**

The FRU callouts are calculated at the time of the failure. See the error log for the actual replacement strategy.

---

**BC143525****Explanation:**

NVDIMM not updated.

**Response:**

The FRU callouts are calculated at the time of the failure. See the error log for the actual replacement strategy.

---

**BC143526****Explanation:**

NVDIMM not updated.

**Response:**

The FRU callouts are calculated at the time of the failure. See the error log for the actual replacement strategy.

---

**BC143527****Explanation:**

NVDIMM not updated.

**Response:**

The FRU callouts are calculated at the time of the failure. See the error log for the actual replacement strategy.

---

**BC143528****Explanation:**

NVDIMM update started.

**Response:**

The FRU callouts are calculated at the time of the failure. See the error log for the actual replacement strategy.

---

**BC143529****Explanation:**

NVDIMM was successfully updated.

**Response:**

The FRU callouts are calculated at the time of the failure. See the error log for the actual replacement strategy.

---

**BC14352A****Explanation:**

NVDIMM error generating encryption keys.

**Response:**

The FRU callouts are calculated at the time of the failure. See the error log for the actual replacement strategy.

---

**BC14352B****Explanation:**

NVDIMM error erasing data image.

**Response:**

The FRU callouts are calculated at the time of the failure. See the error log for the actual replacement strategy.

---

**BC14352C****Explanation:**

NVDIMM error during Catastrophic Save.

**Response:**

The FRU callouts are calculated at the time of the failure. See the error log for the actual replacement strategy.

---

**BC14352D**

**Explanation:**

NVDIMM failed module health status check.

**Response:**

The FRU callouts are calculated at the time of the failure. See the error log for the actual replacement strategy.

---

**BC14352E****Explanation:**

NVDIMM failed module health status check.

**Response:**

The FRU callouts are calculated at the time of the failure. See the error log for the actual replacement strategy.

---

**BC14352F****Explanation:**

NVDIMM failed module health status check.

**Response:**

The FRU callouts are calculated at the time of the failure. See the error log for the actual replacement strategy.

---

**BC14353E****Explanation:**

NVDIMM failed to enable event notificaitons.

**Response:**

The FRU callouts are calculated at the time of the failure. See the error log for the actual replacement strategy.

---

**BC14353F****Explanation:**

NVDIMM register error.

**Response:**

The FRU callouts are calculated at the time of the failure. See the error log for the actual replacement strategy.

---

**BC143540****Explanation:**

NVDIMM encryption error.

**Response:**

The FRU callouts are calculated at the time of the failure. See the error log for the actual replacement strategy.

---

**BC143541****Explanation:**

NVDIMM register error.

**Response:**

The FRU callouts are calculated at the time of the failure. See the error log for the actual replacement strategy.

---

**BC143542****Explanation:**

NVDIMM register error.

**Response:**

The FRU callouts are calculated at the time of the failure. See the error log for the actual replacement strategy.

---

**BC143543****Explanation:**

NVDIMM encryption error.

**Response:**

The FRU callouts are calculated at the time of the failure. See the error log for the actual replacement strategy.

---

**BC143544****Explanation:**

NVDIMM encryption error.

**Response:**

The FRU callouts are calculated at the time of the failure. See the error log for the actual replacement strategy.

---

**BC143545****Explanation:**

NVDIMM encryption error.

**Response:**

The FRU callouts are calculated at the time of the failure. See the error log for the actual replacement strategy.

---

**BC143546****Explanation:**

NVDIMM encryption error.

**Response:**

The FRU callouts are calculated at the time of the failure. See the error log for the actual replacement strategy.

---

**BC143548****Explanation:**

NVDIMM encryption error.

**Response:**

The FRU callouts are calculated at the time of the failure. See the error log for the actual replacement strategy.

---

**BC143549****Explanation:**

NVDIMM ES health check failed.

**Response:**

The FRU callouts are calculated at the time of the failure. See the error log for the actual replacement strategy.

---

**BC14354A****Explanation:**

NVDIMM ES health check failed.

**Response:**

The FRU callouts are calculated at the time of the failure. See the error log for the actual replacement strategy.

---

**BC14354B****Explanation:**

NVDIMM ES health check failed.

**Response:**

The FRU callouts are calculated at the time of the failure. See the error log for the actual replacement strategy.

---

**BC14354C****Explanation:**

NVDIMM ES health check failed.

**Response:**

The FRU callouts are calculated at the time of the failure. See the error log for the actual replacement strategy.

---

**BC14354D****Explanation:**

NVDIMM NVM health check failed.

**Response:**

The FRU callouts are calculated at the time of the failure. See the error log for the actual replacement strategy.

---

**BC14354E****Explanation:**

NVDIMM logging error.

**Response:**

The FRU callouts are calculated at the time of the failure. See the error log for the actual replacement strategy.

---

**BC14354F****Explanation:**

NVDIMM logging error.

**Response:**

The FRU callouts are calculated at the time of the failure. See the error log for the actual replacement strategy.

---

**BC143550****Explanation:**

NVDIMM incorrect firmware slot.

**Response:**

The FRU callouts are calculated at the time of the failure. See the error log for the actual replacement strategy.

---

**BC143551****Explanation:**

NVDIMM error during nvdimm erase.

**Response:**

The FRU callouts are calculated at the time of the failure. See the error log for the actual replacement strategy.

---

**BC143552****Explanation:**

NVDIMM failed the arm precheck and is unable to arm.

**Response:**

The FRU callouts are calculated at the time of the failure. See the error log for the actual replacement strategy.

---

**BC143553****Explanation:**

NVDIMM failed to ARM.

**Response:**

The FRU callouts are calculated at the time of the failure. See the error log for the actual replacement strategy.

---

**BC143554****Explanation:**

NVDIMM requires an arm retry.

**Response:**

The FRU callouts are calculated at the time of the failure. See the error log for the actual replacement strategy.

---

**BC143555****Explanation:**

NVDIMM not updated.

**Response:**

The FRU callouts are calculated at the time of the failure. See the error log for the actual replacement strategy.

---

**BC143556****Explanation:**

NVDIMM not running latest firmware level.

**Response:**

The FRU callouts are calculated at the time of the failure. See the error log for the actual replacement strategy.

---

**BC143557****Explanation:**



NVDIMM erase error.

**Response:**

The FRU callouts are calculated at the time of the failure. See the error log for the actual replacement strategy.

---

**BC143558**

**Explanation:**

NVDIMM erase error.

**Response:**

The FRU callouts are calculated at the time of the failure. See the error log for the actual replacement strategy.

---

**BC143601**

**Explanation:**

A problem occurred during the IPL of the system: Invalid data length for a SCOM operation.

**Response:**

The FRU callouts are calculated at the time of the failure. See the error log for the actual replacement strategy.

---

**BC143602**

**Explanation:**

A problem occurred during the IPL of the system: Invalid target type for a SCOM operation.

**Response:**

The FRU callouts are calculated at the time of the failure. See the error log for the actual replacement strategy.

---

**BC143603**

**Explanation:**

A problem occurred during the IPL of the system: Invalid operation type for a SCOM operation.

**Response:**

The FRU callouts are calculated at the time of the failure. See the error log for the actual replacement strategy.

---

**BC143604**

**Explanation:**

A problem occurred during the IPL of the system: Invalid address for a SCOM operation.

**Response:**

The FRU callouts are calculated at the time of the failure. See the error log for the actual replacement strategy.

---

**BC143701**

**Explanation:**

Unexpected memory subsystem firmware error.

**Response:**

The FRU callouts are calculated at the time of the failure. See the error log for the actual replacement strategy.

---

**BC143702**

**Explanation:**

Unexpected memory subsystem firmware error.

**Response:**

The FRU callouts are calculated at the time of the failure. See the error log for the actual replacement strategy.

---

**BC143703**

**Explanation:**

Unexpected memory subsystem firmware error.

**Response:**

The FRU callouts are calculated at the time of the failure. See the error log for the actual replacement strategy.

---

**BC143704**

**Explanation:**

Unexpected memory subsystem firmware error.

**Response:**

The FRU callouts are calculated at the time of the failure. See the error log for the actual replacement strategy.

---

**BC143705**

**Explanation:**

Unexpected memory subsystem firmware error.

**Response:**

The FRU callouts are calculated at the time of the failure. See the error log for the actual replacement strategy.

---

**BC143706**

**Explanation:**

Unexpected memory subsystem firmware error.

**Response:**

The FRU callouts are calculated at the time of the failure. See the error log for the actual replacement strategy.

---

**BC143707**

**Explanation:**

Unexpected memory subsystem firmware error.

**Response:**

The FRU callouts are calculated at the time of the failure. See the error log for the actual replacement strategy.

---

**BC143708**

**Explanation:**

Unexpected memory subsystem firmware error.

**Response:**

The FRU callouts are calculated at the time of the failure. See the error log for the actual replacement strategy.

---

**BC143709****Explanation:**

Unexpected memory subsystem firmware error.

**Response:**

The FRU callouts are calculated at the time of the failure. See the error log for the actual replacement strategy.

---

**BC14370A****Explanation:**

Unexpected memory subsystem firmware error.

**Response:**

The FRU callouts are calculated at the time of the failure. See the error log for the actual replacement strategy.

---

**BC143901****Explanation:**

Error occurred during system boot.

**Response:**

The FRU callouts are calculated at the time of the failure. See the error log for the actual replacement strategy.

---

**BC143902****Explanation:**

Error occurred during system boot.

**Response:**

The FRU callouts are calculated at the time of the failure. See the error log for the actual replacement strategy.

---

**BC144101****Explanation:**

A problem occurred during the IPL of the system: Internal Firmware Error.

**Response:**

The FRU callouts are calculated at the time of the failure. See the error log for the actual replacement strategy.

---

**BC144102****Explanation:**

A problem occurred during the IPL of the system: Internal Firmware Error.

**Response:**

The FRU callouts are calculated at the time of the failure. See the error log for the actual replacement strategy.

---

**BC144103****Explanation:**

Unexpected IPL firmware data format error.

**Response:**

The FRU callouts are calculated at the time of the failure. See the error log for the actual replacement strategy.

---

**BC144104****Explanation:**

Unexpected IPL firmware data format error.

**Response:**

The FRU callouts are calculated at the time of the failure. See the error log for the actual replacement strategy.

---

**BC144105****Explanation:**

Unexpected IPL firmware data format error.

**Response:**

The FRU callouts are calculated at the time of the failure. See the error log for the actual replacement strategy.

---

**BC144106****Explanation:**

Unsupported device found during firmware IPL.

**Response:**

The FRU callouts are calculated at the time of the failure. See the error log for the actual replacement strategy.

---

**BC144107****Explanation:**

Unexpected boot firmware data format error.

**Response:**

The FRU callouts are calculated at the time of the failure. See the error log for the actual replacement strategy.

---

**BC144108****Explanation:**

Unexpected IPL firmware data format error.

**Response:**

The FRU callouts are calculated at the time of the failure. See the error log for the actual replacement strategy.

---

**BC144109****Explanation:**

Unexpected IPL firmware data format error.

**Response:**

The FRU callouts are calculated at the time of the failure. See the error log for the actual replacement strategy.

---

**BC14410A****Explanation:**

PCIe hotplug controller flash update failure.

**Response:**

The FRU callouts are calculated at the time of the failure. See the error log for the actual replacement strategy.

---

**BC14410B****Explanation:**

PCIe hotplug controller flash update failure.

**Response:**

The FRU callouts are calculated at the time of the failure. See the error log for the actual replacement strategy.

---

**BC14410C****Explanation:**

A problem occurred during the IPL of the system: Internal Firmware Error.

**Response:**

The FRU callouts are calculated at the time of the failure. See the error log for the actual replacement strategy.

---

**BC14410D****Explanation:**

Unexpected IPL firmware data format error.

**Response:**

The FRU callouts are calculated at the time of the failure. See the error log for the actual replacement strategy.

---

**BC14430C****Explanation:**

A problem occurred during IPL of the system.

**Response:**

The FRU callouts are calculated at the time of the failure. See the error log for the actual replacement strategy.

---

**BC14430D****Explanation:**

A problem occurred during IPL of the system.

**Response:**

The FRU callouts are calculated at the time of the failure. See the error log for the actual replacement strategy.

---

**BC14430E****Explanation:**

A problem occurred during IPL of the system.

**Response:**

The FRU callouts are calculated at the time of the failure. See the error log for the actual replacement strategy.

---

**BC14430F****Explanation:**

A problem occurred during IPL of the system.

**Response:**

The FRU callouts are calculated at the time of the failure. See the error log for the actual replacement strategy.

---

**BC1443FB****Explanation:**

Informational log associated with DIMM updates.

**Response:**

The FRU callouts are calculated at the time of the failure. See the error log for the actual replacement strategy.

---

**BC1443FC****Explanation:**

Informational log associated with DIMM updates.

**Response:**

The FRU callouts are calculated at the time of the failure. See the error log for the actual replacement strategy.

---

**BC1443FD****Explanation:**

Informational log associated with DIMM updates.

**Response:**

The FRU callouts are calculated at the time of the failure. See the error log for the actual replacement strategy.

---

**BC1443FE****Explanation:**

Informational log associated with DIMM updates.

**Response:**

The FRU callouts are calculated at the time of the failure. See the error log for the actual replacement strategy.

---

**BC144601****Explanation:**

A problem occurred during the IPL of the system.

**Response:**

The FRU callouts are calculated at the time of the failure. See the error log for the actual replacement strategy.

---

**BC144705**

**Explanation:**

A problem occurred during the IPL of the system.

**Response:**

The FRU callouts are calculated at the time of the failure. See the error log for the actual replacement strategy.

---

**BC144708****Explanation:**

A problem occurred during the IPL of the system.

**Response:**

The FRU callouts are calculated at the time of the failure. See the error log for the actual replacement strategy.

---

**BC149001****Explanation:**

Firmware encountered an internal error while retrieving target data.

**Response:**

The FRU callouts are calculated at the time of the failure. See the error log for the actual replacement strategy.

---

**BC149002****Explanation:**

Firmware encountered an internal error while retrieving target data.

**Response:**

The FRU callouts are calculated at the time of the failure. See the error log for the actual replacement strategy.

---

**BC149003****Explanation:**

Firmware encountered an internal error while retrieving attribute data.

**Response:**

The FRU callouts are calculated at the time of the failure. See the error log for the actual replacement strategy.

---

**BC149004****Explanation:**

Firmware encountered an internal error while retrieving attribute data.

**Response:**

The FRU callouts are calculated at the time of the failure. See the error log for the actual replacement strategy.

---

**BC149005****Explanation:**

Firmware encountered an internal error.

**Response:**

The FRU callouts are calculated at the time of the failure. See the error log for the actual replacement strategy.

---

**BC149006****Explanation:**

Firmware encountered an internal error while retrieving target data.

**Response:**

The FRU callouts are calculated at the time of the failure. See the error log for the actual replacement strategy.

---

**BC14900A****Explanation:**

Firmware encountered an internal error.

**Response:**

The FRU callouts are calculated at the time of the failure. See the error log for the actual replacement strategy.

---

**BC14900B****Explanation:**

Firmware encountered an internal error.

**Response:**

The FRU callouts are calculated at the time of the failure. See the error log for the actual replacement strategy.

---

**BC14900D****Explanation:**

Firmware encountered an internal error.

**Response:**

The FRU callouts are calculated at the time of the failure. See the error log for the actual replacement strategy.

---

**BC14900E****Explanation:**

Firmware encountered an internal error.

**Response:**

The FRU callouts are calculated at the time of the failure. See the error log for the actual replacement strategy.

---

**BC14900F****Explanation:**

Firmware encountered an internal error.

**Response:**

The FRU callouts are calculated at the time of the failure. See the error log for the actual replacement strategy.

---

**BC149010**

**Explanation:**

Firmware encountered an internal error.

**Response:**

The FRU callouts are calculated at the time of the failure. See the error log for the actual replacement strategy.

---

**BC149011****Explanation:**

During processor/memory subsystem initialization, an error was encountered: Failed trying to add another entry to a mainstore area address range array.

**Response:**

The FRU callouts are calculated at the time of the failure. See the error log for the actual replacement strategy.

---

**BC149012****Explanation:**

During processor/memory subsystem initialization, an error was encountered: Attempted to add a RAM FRU for an invalid mainstore area.

**Response:**

The FRU callouts are calculated at the time of the failure. See the error log for the actual replacement strategy.

---

**BC149014****Explanation:**

Firmware encountered an internal error while retrieving target handle.

**Response:**

The FRU callouts are calculated at the time of the failure. See the error log for the actual replacement strategy.

---

**BC149015****Explanation:**

Firmware encountered an internal error.

**Response:**

The FRU callouts are calculated at the time of the failure. See the error log for the actual replacement strategy.

---

**BC149016****Explanation:**

Firmware encountered an internal error.

**Response:**

The FRU callouts are calculated at the time of the failure. See the error log for the actual replacement strategy.

---

**BC149017****Explanation:**

Firmware encountered an internal error.

**Response:**

The FRU callouts are calculated at the time of the failure. See the error log for the actual replacement strategy.

---

**BC149018****Explanation:**

Firmware encountered an internal error.

**Response:**

The FRU callouts are calculated at the time of the failure. See the error log for the actual replacement strategy.

---

**BC149019****Explanation:**

Firmware encountered an internal error.

**Response:**

The FRU callouts are calculated at the time of the failure. See the error log for the actual replacement strategy.

---

**BC14901A****Explanation:**

Firmware encountered an internal error.

**Response:**

The FRU callouts are calculated at the time of the failure. See the error log for the actual replacement strategy.

---

**BC14901B****Explanation:**

Firmware encountered an internal error.

**Response:**

The FRU callouts are calculated at the time of the failure. See the error log for the actual replacement strategy.

---

**BC14901C****Explanation:**

Firmware encountered an internal error.

**Response:**

The FRU callouts are calculated at the time of the failure. See the error log for the actual replacement strategy.

---

**BC14901E****Explanation:**

Firmware encountered an internal error while getting obus brick ID.

**Response:**

The FRU callouts are calculated at the time of the failure. See the error log for the actual replacement strategy.

---

**BC14901F**

**Explanation:**

Firmware encountered an internal error while getting obus frequency bucket.

**Response:**

The FRU callouts are calculated at the time of the failure. See the error log for the actual replacement strategy.

---

**BC149020****Explanation:**

Firmware encountered an internal error while finding proc model and ec.

**Response:**

The FRU callouts are calculated at the time of the failure. See the error log for the actual replacement strategy.

---

**BC149021****Explanation:**

Firmware encountered an internal error while retrieving obus pll frequency values.

**Response:**

The FRU callouts are calculated at the time of the failure. See the error log for the actual replacement strategy.

---

**BC14E504****Explanation:**

A hardware failure was detected in the central electronics complex (CEC).

**Response:**

The FRU callouts are calculated at the time of the failure. See the error log for the actual replacement strategy.

---

**BC14E540****Explanation:**

There was a failure most likely attributable to the processor unit, but it could also be software related or require further support.

**Response:**

The FRU callouts are calculated at the time of the failure. See the error log for the actual replacement strategy.

---

**BC14E550****Explanation:**

During processor/memory subsystem initialization, an error was encountered: CEC hardware failure detected. Cause is most likely Software, but there are also Hardware callouts.

**Response:**

The FRU callouts are calculated at the time of the failure. See the error log for the actual replacement strategy.

---

**BC14E560****Explanation:**

During processor/memory subsystem initialization, an error was encountered: CEC hardware failure detected. Cause is most likely Software.

**Response:**

The FRU callouts are calculated at the time of the failure. See the error log for the actual replacement strategy.

---

**BC14E570****Explanation:**

During processor/memory subsystem initialization, an error was encountered: An errorlog containing extra FFDC collected by the HWP.

**Response:**

The FRU callouts are calculated at the time of the failure. See the error log for the actual replacement strategy.

---

**BC14E580****Explanation:**

Chip diagnosis did not find any chip with an attention.

**Response:**

The FRU callouts are calculated at the time of the failure. See the error log for the actual replacement strategy.

---

**BC14E582****Explanation:**

During processor/memory subsystem initialization, an error was encountered: Invalid configuration in CS FIR Data handling.

**Response:**

The FRU callouts are calculated at the time of the failure. See the error log for the actual replacement strategy.

---

**BC14E583****Explanation:**

During processor/memory subsystem initialization, an error was encountered: NULL system target.

**Response:**

The FRU callouts are calculated at the time of the failure. See the error log for the actual replacement strategy.

## (BC2x) Reference codes

---

A BC2x reference code indicates that an event or exception occurred in boot firmware. To resolve any BC2x reference code, determine if the SRC requires a service action or if it is for tracking purposes only.

Diagnostics analyze an event when it occurs to determine if the event requires service or if the event will only be recorded for tracking purposes and future reference. The determination is based on machine type, model, installed features, configuration, topology and activations at the time of the event.

If you do not find the SRC in a serviceable event view then it is a tracking event only and does not require service.

- Tracking events appear as "informational" or "Misc." or "temp" in the IBM i product activity log and the Advanced System Manage Interface (ASMI).
- Serviceable event views are:
  - AIX® Diagnostics Results Log
  - IBM i problem log
  - IBM i service action log (SAL)
  - Management console service focal point
  - Linux® Diagnostic Messages Log
  - System control panel
  - ASMI listed under serviceable events

---

### BC200102

**Explanation:**

During processor/memory subsystem initialization, an error was encountered.

**Response:**

The FRU callouts are calculated at the time of the failure. Examine the error log for the actual replacement strategy.

---

### BC200103

**Explanation:**

During processor/memory subsystem initialization, an error was encountered.

**Response:**

The FRU callouts are calculated at the time of the failure. Examine the error log for the actual replacement strategy.

---

### BC200104

**Explanation:**

During processor/memory subsystem initialization, an error was encountered.

**Response:**

The FRU callouts are calculated at the time of the failure. Examine the error log for the actual replacement strategy.

---

### BC200105

**Explanation:**

During processor/memory subsystem initialization, an error was encountered.

**Response:**

The FRU callouts are calculated at the time of the failure. Examine the error log for the actual replacement strategy.

---

### BC200107

**Explanation:**

During processor/memory subsystem initialization, an error was encountered.

**Response:**

The FRU callouts are calculated at the time of the failure. Examine the error log for the actual replacement strategy.

---

### BC200202

**Explanation:**

During processor/memory subsystem initialization, an error was encountered: A device driver operation was attempted for which no driver has been registered.

**Response:**

The FRU callouts are calculated at the time of the failure. See the error log for the actual replacement strategy.

---

### BC200203

**Explanation:**

During processor/memory subsystem initialization, an error was encountered: A device driver operation on a NULL target.

**Response:**

The FRU callouts are calculated at the time of the failure. See the error log for the actual replacement strategy.

---

**BC200204****Explanation:**

During processor/memory subsystem initialization, an error was encountered: A double registration was attempted with the routing framework.

**Response:**

The FRU callouts are calculated at the time of the failure. See the error log for the actual replacement strategy.

---

**BC200301****Explanation:**

During processor/memory subsystem initialization, an error was encountered: The provided address is over 32 bits long which makes it invalid.

**Response:**

The FRU callouts are calculated at the time of the failure. See the error log for the actual replacement strategy.

---

**BC200302****Explanation:**

During processor/memory subsystem initialization, an error was encountered.

**Response:**

The FRU callouts are calculated at the time of the failure. Examine the error log for the actual replacement strategy.

---

**BC200303****Explanation:**

During processor/memory subsystem initialization, an error was encountered.

**Response:**

The FRU callouts are calculated at the time of the failure. Examine the error log for the actual replacement strategy.

---

**BC200305****Explanation:**

During processor/memory subsystem initialization, an error was encountered: Indirect SCOM Read error.

**Response:**

The FRU callouts are calculated at the time of the failure. See the error log for the actual replacement strategy.

---

**BC200306****Explanation:**

During processor/memory subsystem initialization, an error was encountered: Indirect SCOM complete bit did not come on.

**Response:**

The FRU callouts are calculated at the time of the failure. See the error log for the actual replacement strategy.

---

**BC200307****Explanation:**

During processor/memory subsystem initialization, an error was encountered: Indirect SCOM Write failed for this address.

**Response:**

The FRU callouts are calculated at the time of the failure. See the error log for the actual replacement strategy.

---

**BC200308****Explanation:**

During processor/memory subsystem initialization, an error was encountered: Indirect SCOM complete bit did not come on.

**Response:**

The FRU callouts are calculated at the time of the failure. See the error log for the actual replacement strategy.

---

**BC200309****Explanation:**

During processor/memory subsystem initialization, an error was encountered: Scom Translate not supported for this type.

**Response:**

The FRU callouts are calculated at the time of the failure. See the error log for the actual replacement strategy.

---

**BC20030A****Explanation:**

During processor/memory subsystem initialization, an error was encountered: Scom Translation did not modify the address.

**Response:**

The FRU callouts are calculated at the time of the failure. See the error log for the actual replacement strategy.

---

**BC20030C****Explanation:**

Firmware error during system IPL.

**Response:**

The FRU callouts are calculated at the time of the failure. See the error log for the actual replacement strategy.



---

**BC20030D****Explanation:**

Firmware error during system IPL.

**Response:**

The FRU callouts are calculated at the time of the failure. See the error log for the actual replacement strategy.

---

**BC20030E****Explanation:**

A problem occurred during the IPL of the system.

**Response:**

The FRU callouts are calculated at the time of the failure. See the error log for the actual replacement strategy.

---

**BC20030F****Explanation:**

During processor/memory subsystem initialization, an error was encountered: Bits 0:11 in user supplied data is not zero.

**Response:**

The FRU callouts are calculated at the time of the failure. See the error log for the actual replacement strategy.

---

**BC200310****Explanation:**

During processor/memory subsystem initialization, an error was encountered: No read op on form 1 indirect scom.

**Response:**

The FRU callouts are calculated at the time of the failure. See the error log for the actual replacement strategy.

---

**BC200311****Explanation:**

During processor/memory subsystem initialization, an error was encountered: Hypervisor wakeup failed.

**Response:**

The FRU callouts are calculated at the time of the failure. See the error log for the actual replacement strategy.

---

**BC200312****Explanation:**

During processor/memory subsystem initialization, an error was encountered: SCOM runtime interface not linked.

**Response:**

The FRU callouts are calculated at the time of the failure. See the error log for the actual replacement strategy.

---

---

**BC200313****Explanation:**

During processor/memory subsystem initialization, an error was encountered: Disabling special wakeup when not enabled.

**Response:**

The FRU callouts are calculated at the time of the failure. See the error log for the actual replacement strategy.

---

**BC200314****Explanation:**

During processor/memory subsystem initialization, an error was encountered: Scom Translate not supported for this type.

**Response:**

The FRU callouts are calculated at the time of the failure. See the error log for the actual replacement strategy.

---

**BC200315****Explanation:**

During processor/memory subsystem initialization, an error was encountered: Error from Hypervisor attempting SCOM.

**Response:**

The FRU callouts are calculated at the time of the failure. See the error log for the actual replacement strategy.

---

**BC200316****Explanation:**

During processor/memory subsystem initialization, an error was encountered: Buffer size is less than allowed or NULL data buffer.

**Response:**

The FRU callouts are calculated at the time of the failure. See the error log for the actual replacement strategy.

---

**BC200317****Explanation:**

During processor/memory subsystem initialization, an error was encountered: Scom invalid operation type.

**Response:**

The FRU callouts are calculated at the time of the failure. See the error log for the actual replacement strategy.

---

**BC200318****Explanation:**

Secure Boot failure.

**Response:**

The FRU callouts are calculated at the time of the failure. See the error log for the actual replacement strategy.

---

**BC200319****Explanation:**

Secure Boot failure.

**Response:**

The FRU callouts are calculated at the time of the failure. See the error log for the actual replacement strategy.

---

**BC20031A****Explanation:**

Secure Boot failure.

**Response:**

The FRU callouts are calculated at the time of the failure. See the error log for the actual replacement strategy.

---

**BC20031B****Explanation:**

Secure Boot failure.

**Response:**

The FRU callouts are calculated at the time of the failure. See the error log for the actual replacement strategy.

---

**BC20031C****Explanation:**

Secure Boot failure.

**Response:**

The FRU callouts are calculated at the time of the failure. See the error log for the actual replacement strategy.

---

**BC20031D****Explanation:**

During processor/memory subsystem initialization, an error was encountered: Invalid mode parm for wakeup operation.

**Response:**

The FRU callouts are calculated at the time of the failure. See the error log for the actual replacement strategy.

---

**BC20031E****Explanation:**

During processor/memory subsystem initialization, an error was encountered: Unexpectedly forcing wakeup off when the counter is non-zero, implies a bug in the code flow.

**Response:**

The FRU callouts are calculated at the time of the failure. See the error log for the actual replacement strategy.

---

**BC20031F****Explanation:**

During processor/memory subsystem initialization, an error was encountered: Unsupported multicast op.

**Response:**

The FRU callouts are calculated at the time of the failure. See the error log for the actual replacement strategy.

---

**BC200401****Explanation:**

During processor/memory subsystem initialization, an error was encountered: XSCoM access error.

**Response:**

The FRU callouts are calculated at the time of the failure. See the error log for the actual replacement strategy.

---

**BC200402****Explanation:**

During processor/memory subsystem initialization, an error was encountered.

**Response:**

The FRU callouts are calculated at the time of the failure. Examine the error log for the actual replacement strategy.

---

**BC200403****Explanation:**

During processor/memory subsystem initialization, an error was encountered.

**Response:**

The FRU callouts are calculated at the time of the failure. Examine the error log for the actual replacement strategy.

---

**BC200404****Explanation:**

During processor/memory subsystem initialization, an error was encountered.

**Response:**

The FRU callouts are calculated at the time of the failure. Examine the error log for the actual replacement strategy.

---

**BC200405****Explanation:**

A problem occurred during the IPL of the system.

**Response:**

The FRU callouts are calculated at the time of the failure. See the error log for the actual replacement strategy.

---

**BC200406****Explanation:**

During processor/memory subsystem initialization, an error was encountered.

**Response:**

The FRU callouts are calculated at the time of the failure. Examine the error log for the actual replacement strategy.

---

**BC200407****Explanation:**

During processor/memory subsystem initialization, an error was encountered.

**Response:**

The FRU callouts are calculated at the time of the failure. Examine the error log for the actual replacement strategy.

---

**BC200501****Explanation:**

During processor/memory subsystem initialization, an error was encountered: Initialization Service failed to start a task.

**Response:**

The FRU callouts are calculated at the time of the failure. See the error log for the actual replacement strategy.

---

**BC200502****Explanation:**

During processor/memory subsystem initialization, an error was encountered: Initialization Service attempted to start a function within a module but the function failed to launch.

**Response:**

The FRU callouts are calculated at the time of the failure. See the error log for the actual replacement strategy.

---

**BC200503****Explanation:**

During processor/memory subsystem initialization, an error was encountered: One or more CxxTest Unit Tests failed.

**Response:**

The FRU callouts are calculated at the time of the failure. See the error log for the actual replacement strategy.

---

**BC200504****Explanation:**

During processor/memory subsystem initialization, an error was encountered: Could not FLUSH virtual memory.

**Response:**

The FRU callouts are calculated at the time of the failure. See the error log for the actual replacement strategy.

---

**BC200505****Explanation:**

During processor/memory subsystem initialization, an error was encountered: Initialization Service launched a task and the task returned an error.

**Response:**

The FRU callouts are calculated at the time of the failure. See the error log for the actual replacement strategy.

---

**BC200506****Explanation:**

During processor/memory subsystem initialization, an error was encountered: Initialization Service launched a function and the task returned an error.

**Response:**

The FRU callouts are calculated at the time of the failure. See the error log for the actual replacement strategy.

---

**BC200507****Explanation:**

During processor/memory subsystem initialization, an error was encountered: Initialization Service failed to load a module needed to load a function or task. UserDetails will contain the name of the function or task.

**Response:**

The FRU callouts are calculated at the time of the failure. See the error log for the actual replacement strategy.

---

**BC200508****Explanation:**

During processor/memory subsystem initialization, an error was encountered: Request to send Istep Complete msg to Fsp, but no outstanding message from service processor found.

**Response:**

The FRU callouts are calculated at the time of the failure. See the error log for the actual replacement strategy.

---

**BC200509****Explanation:**

During processor/memory subsystem initialization, an error was encountered: IStep failed and HW

deconfigured. Looped back to an earlier istep (Reconfigure loop).

**Response:**

The FRU callouts are calculated at the time of the failure. See the error log for the actual replacement strategy.

---

**BC20050A**

**Explanation:**

A hardware error occurred during the IPL. See previous logs for details.

**Response:**

The FRU callouts are calculated at the time of the failure. See the error log for the actual replacement strategy.

---

**BC20050B**

**Explanation:**

During processor/memory subsystem initialization, an error was encountered: Received shutdown request from service processor.

**Response:**

The FRU callouts are calculated at the time of the failure. See the error log for the actual replacement strategy.

---

**BC20050C**

**Explanation:**

A problem occurred during the IPL of the system.

**Response:**

The FRU callouts are calculated at the time of the failure. See the error log for the actual replacement strategy.

---

**BC20050D**

**Explanation:**

During processor/memory subsystem initialization, an error was encountered: Istep messaged received by non-master node.

**Response:**

The FRU callouts are calculated at the time of the failure. See the error log for the actual replacement strategy.

---

**BC20050F**

**Explanation:**

A reconfigure loop is being induced for testing purposes.

**Response:**

The FRU callouts are calculated at the time of the failure. See the error log for the actual replacement strategy.

---

**BC200510**

**Explanation:**

During processor/memory subsystem initialization, an error was encountered: Received shutdown request due to deconfigure outside of reconfig loop.

**Response:**

The FRU callouts are calculated at the time of the failure. See the error log for the actual replacement strategy.

---

**BC200511**

**Explanation:**

An internal firmware error occurred.

**Response:**

The FRU callouts are calculated at the time of the failure. See the error log for the actual replacement strategy.

---

**BC200512**

**Explanation:**

Node is no longer accepting istep requests.

**Response:**

The FRU callouts are calculated at the time of the failure. See the error log for the actual replacement strategy.

---

**BC200516**

**Explanation:**

Firmware error during boot.

**Response:**

The FRU callouts are calculated at the time of the failure. See the error log for the actual replacement strategy.

---

**BC200601**

**Explanation:**

A problem occurred while accessing the boot flash.

**Response:**

The FRU callouts are calculated at the time of the failure. See the error log for the actual replacement strategy.

---

**BC200602**

**Explanation:**

A problem occurred while accessing the boot flash.

**Response:**

The FRU callouts are calculated at the time of the failure. See the error log for the actual replacement strategy.

---

**BC200603**

**Explanation:**

During processor/memory subsystem initialization, an error was encountered: invalid section passed to flush.

**Response:**

The FRU callouts are calculated at the time of the failure. See the error log for the actual replacement strategy.

---

**BC200604****Explanation:**

A problem occurred while initializing secure PNOR.

**Response:**

The FRU callouts are calculated at the time of the failure. See the error log for the actual replacement strategy.

---

**BC200605****Explanation:**

Processor NOR flash: A problem occurred while accessing the boot flash.

**Response:**

The FRU callouts are calculated at the time of the failure. See the error log for the actual replacement strategy.

---

**BC200606****Explanation:**

A problem occurred while accessing the boot flash.

**Response:**

The FRU callouts are calculated at the time of the failure. See the error log for the actual replacement strategy.

---

**BC200607****Explanation:**

During processor/memory subsystem initialization, an error was encountered: Unsupported Reset Level requested.

**Response:**

The FRU callouts are calculated at the time of the failure. See the error log for the actual replacement strategy.

---

**BC200608****Explanation:**

LPC bus error communicating with the BMC.

**Response:**

The FRU callouts are calculated at the time of the failure. See the error log for the actual replacement strategy.

---

**BC200609****Explanation:**

A problem occurred while accessing the boot flash.

**Response:**

The FRU callouts are calculated at the time of the failure. See the error log for the actual replacement strategy.

---

**BC20060B****Explanation:**

Hardware error accessing flash during IPL.

**Response:**

The FRU callouts are calculated at the time of the failure. See the error log for the actual replacement strategy.

---

**BC20060C****Explanation:**

Fail verifying Flash File System (FFS) Header on Master Candidate Processor NOR flash Table of Contents

**Response:**

The FRU callouts are calculated at the time of the failure. See the error log for the actual replacement strategy.

---

**BC200610****Explanation:**

A problem occurred while accessing the boot flash.

**Response:**

The FRU callouts are calculated at the time of the failure. See the error log for the actual replacement strategy.

---

**BC200612****Explanation:**

Hardware error accessing flash during IPL.

**Response:**

The FRU callouts are calculated at the time of the failure. See the error log for the actual replacement strategy.

---

**BC200614****Explanation:**

Firmware error accessing flash during IPL.

**Response:**

The FRU callouts are calculated at the time of the failure. See the error log for the actual replacement strategy.

---

**BC200615****Explanation:**

BMC not responding while accessing the flash.

**Response:**

The FRU callouts are calculated at the time of the failure. See the error log for the actual replacement strategy.

---

**BC200616****Explanation:**

Error accessing system firmware flash.

**Response:**

The FRU callouts are calculated at the time of the failure. See the error log for the actual replacement strategy.

---

**BC200617****Explanation:**

Error accessing system firmware flash.

**Response:**

The FRU callouts are calculated at the time of the failure. See the error log for the actual replacement strategy.

---

**BC200619****Explanation:**

A problem occurred while reading Processor NOR flash partition table.

**Response:**

The FRU callouts are calculated at the time of the failure. See the error log for the actual replacement strategy.

---

**BC20061B****Explanation:**

During processor/memory subsystem initialization, an error was encountered: invalid section passed to getSectionInfo or section prohibited by secureboot.

**Response:**

The FRU callouts are calculated at the time of the failure. See the error log for the actual replacement strategy.

---

**BC20061C****Explanation:**

During processor/memory subsystem initialization, an error was encountered: UNCORRECTABLE ECC.

**Response:**

The FRU callouts are calculated at the time of the failure. See the error log for the actual replacement strategy.

---

**BC20061D****Explanation:**

During processor/memory subsystem initialization, an error was encountered: section size is zero.

**Response:**

The FRU callouts are calculated at the time of the failure. See the error log for the actual replacement strategy.

---

**BC20061E****Explanation:**

Failed to remove pages.

**Response:**

The FRU callouts are calculated at the time of the failure. See the error log for the actual replacement strategy.

---

**BC20061F****Explanation:**

Error accessing system firmware flash.

**Response:**

The FRU callouts are calculated at the time of the failure. See the error log for the actual replacement strategy.

---

**BC200620****Explanation:**

Error accessing system firmware flash.

**Response:**

The FRU callouts are calculated at the time of the failure. See the error log for the actual replacement strategy.

---

**BC200621****Explanation:**

During processor/memory subsystem initialization, an error was encountered: Non ECC protected section is passed to fixECC.

**Response:**

The FRU callouts are calculated at the time of the failure. See the error log for the actual replacement strategy.

---

**BC200622****Explanation:**

A problem occurred while reading Processor NOR flash partition table.

**Response:**

The FRU callouts are calculated at the time of the failure. See the error log for the actual replacement strategy.

---

**BC200623****Explanation:**

A problem occurred while reading Processor NOR flash partition table.

**Response:**

The FRU callouts are calculated at the time of the failure. See the error log for the actual replacement strategy.

---

**BC200627****Explanation:**

A problem occurred while accessing the boot flash.

**Response:**

The FRU callouts are calculated at the time of the failure. See the error log for the actual replacement strategy.

---

**BC200629****Explanation:**

No valid Table of Contents (TOC) found for Processor NOR flash.

**Response:**

The FRU callouts are calculated at the time of the failure. See the error log for the actual replacement strategy.

---

**BC20062A****Explanation:**

Error accessing system firmware flash.

**Response:**

The FRU callouts are calculated at the time of the failure. See the error log for the actual replacement strategy.

---

**BC20062B****Explanation:**

A problem occurred while reading Processor NOR flash partition table.

**Response:**

The FRU callouts are calculated at the time of the failure. See the error log for the actual replacement strategy.

---

**BC20062C****Explanation:**

A problem occurred while reading Processor NOR flash partition table.

**Response:**

The FRU callouts are calculated at the time of the failure. See the error log for the actual replacement strategy.

---

**BC20062D****Explanation:**

A problem occurred while reading Processor NOR flash partition table.

**Response:**

The FRU callouts are calculated at the time of the failure. See the error log for the actual replacement strategy.

---

**BC20062F****Explanation:**

Firmware level mismatch.

**Response:**

The FRU callouts are calculated at the time of the failure. See the error log for the actual replacement strategy.

---

**BC200630****Explanation:**

Secureboot key transition failure.

**Response:**

The FRU callouts are calculated at the time of the failure. See the error log for the actual replacement strategy.

---

**BC200631****Explanation:**

Firmware Error.

**Response:**

The FRU callouts are calculated at the time of the failure. See the error log for the actual replacement strategy.

---

**BC200632****Explanation:**

BMC not responding while accessing the flash.

**Response:**

The FRU callouts are calculated at the time of the failure. See the error log for the actual replacement strategy.

---

**BC200633****Explanation:**

BMC not responding while accessing the flash.

**Response:**

The FRU callouts are calculated at the time of the failure. See the error log for the actual replacement strategy.

---

**BC200634****Explanation:**

Security failure: unable to securely load requested firmware.

**Response:**

The FRU callouts are calculated at the time of the failure. See the error log for the actual replacement strategy.

---

**BC200635****Explanation:**

A problem occurred within the security subsystem.

**Response:**

The FRU callouts are calculated at the time of the failure. See the error log for the actual replacement strategy.

---

**BC200636****Explanation:**

A problem occurred within the security subsystem.

**Response:**

The FRU callouts are calculated at the time of the failure. See the error log for the actual replacement strategy.

---

---

**BC200637****Explanation:**

A problem occurred within the security subsystem.

**Response:**

The FRU callouts are calculated at the time of the failure. See the error log for the actual replacement strategy.

---

**BC200638****Explanation:**

Failure in security subsystem.

**Response:**

The FRU callouts are calculated at the time of the failure. See the error log for the actual replacement strategy.

---

**BC200639****Explanation:**

Platform Security Error.

**Response:**

The FRU callouts are calculated at the time of the failure. See the error log for the actual replacement strategy.

---

**BC20063A****Explanation:**

Failure in security subsystem.

**Response:**

The FRU callouts are calculated at the time of the failure. See the error log for the actual replacement strategy.

---

**BC20063B****Explanation:**

Failure in security subsystem.

**Response:**

The FRU callouts are calculated at the time of the failure. See the error log for the actual replacement strategy.

---

**BC20063C****Explanation:**

Failure in security subsystem.

**Response:**

The FRU callouts are calculated at the time of the failure. See the error log for the actual replacement strategy.

---

**BC20063D****Explanation:**

A problem occurred while reading Processor NOR flash partition table.

**Response:**

The FRU callouts are calculated at the time of the failure. See the error log for the actual replacement strategy.

---

**BC200702****Explanation:**

A problem occurred during the IPL of the system.

**Response:**

The FRU callouts are calculated at the time of the failure. See the error log for the actual replacement strategy.

---

**BC200703****Explanation:**

During processor/memory subsystem initialization, an error was encountered: Timed out waiting for data in FIFO to read.

**Response:**

The FRU callouts are calculated at the time of the failure. See the error log for the actual replacement strategy.

---

**BC200705****Explanation:**

During processor/memory subsystem initialization, an error was encountered: Timed out waiting for command complete.

**Response:**

The FRU callouts are calculated at the time of the failure. See the error log for the actual replacement strategy.

---

**BC200706****Explanation:**

A problem occurred during the IPL of the system: An error was found in the I2C status register.

**Response:**

The FRU callouts are calculated at the time of the failure. See the error log for the actual replacement strategy.

---

**BC200707****Explanation:**

During processor/memory subsystem initialization, an error was encountered: Master Sentinel chip was used as a target for an I2C operation. This is not permitted.

**Response:**

The FRU callouts are calculated at the time of the failure. See the error log for the actual replacement strategy.

---

**BC20070A****Explanation:**

A problem occurred during the IPL of the system.

**Response:**



The FRU callouts are calculated at the time of the failure. See the error log for the actual replacement strategy.

---

**BC20070B****Explanation:**

A problem occurred during the IPL of the system: A NACK error was found in the I2C Status register.

**Response:**

The FRU callouts are calculated at the time of the failure. See the error log for the actual replacement strategy.

---

**BC20070C****Explanation:**

A problem occurred during the IPL of the system: A Bus Arbitration Lost error was found in the I2C status register.

**Response:**

The FRU callouts are calculated at the time of the failure. See the error log for the actual replacement strategy.

---

**BC20070D****Explanation:**

During processor/memory subsystem initialization, an error was encountered: I2C read/write interface not linked.

**Response:**

The FRU callouts are calculated at the time of the failure. See the error log for the actual replacement strategy.

---

**BC20070E****Explanation:**

During processor/memory subsystem initialization, an error was encountered: I2C access error.

**Response:**

The FRU callouts are calculated at the time of the failure. See the error log for the actual replacement strategy.

---

**BC20070F****Explanation:**

During processor/memory subsystem initialization, an error was encountered: I2C offset length is invalid.

**Response:**

The FRU callouts are calculated at the time of the failure. See the error log for the actual replacement strategy.

---

**BC200710****Explanation:**

During processor/memory subsystem initialization, an error was encountered: There was an error retrieving the EEPROM page mutex for this i2c master engine.

**Response:**

The FRU callouts are calculated at the time of the failure. See the error log for the actual replacement strategy.

---

**BC200711****Explanation:**

During processor/memory subsystem initialization, an error was encountered: There was a request for an invalid EEPROM page.

**Response:**

The FRU callouts are calculated at the time of the failure. See the error log for the actual replacement strategy.

---

**BC200712****Explanation:**

During processor/memory subsystem initialization, an error was encountered: I2C master encountered an error while trying to unlock the eepromPage.

**Response:**

The FRU callouts are calculated at the time of the failure. See the error log for the actual replacement strategy.

---

**BC200713****Explanation:**

A problem occurred during the IPL of the system.

**Response:**

The FRU callouts are calculated at the time of the failure. See the error log for the actual replacement strategy.

---

**BC200714****Explanation:**

Unexpected boot firmware error.

**Response:**

The FRU callouts are calculated at the time of the failure. See the error log for the actual replacement strategy.

---

**BC200715****Explanation:**

Unexpected boot firmware error.

**Response:**

The FRU callouts are calculated at the time of the failure. See the error log for the actual replacement strategy.

---

**BC200716****Explanation:**

Firmware error during boot.

**Response:**

The FRU callouts are calculated at the time of the failure. See the error log for the actual replacement strategy.

---

**BC200717****Explanation:**

Firmware error during boot.

**Response:**

The FRU callouts are calculated at the time of the failure. See the error log for the actual replacement strategy.

---

**BC200718****Explanation:**

Unexpected firmware error.

**Response:**

The FRU callouts are calculated at the time of the failure. See the error log for the actual replacement strategy.

---

**BC200719****Explanation:**

Unexpected firmware error.

**Response:**

The FRU callouts are calculated at the time of the failure. See the error log for the actual replacement strategy.

---

**BC20071A****Explanation:**

Unexpected firmware error.

**Response:**

The FRU callouts are calculated at the time of the failure. See the error log for the actual replacement strategy.

---

**BC20071B****Explanation:**

Unexpected firmware error.

**Response:**

The FRU callouts are calculated at the time of the failure. See the error log for the actual replacement strategy.

---

**BC20071C****Explanation:**

Unexpected firmware error.

**Response:**

The FRU callouts are calculated at the time of the failure. See the error log for the actual replacement strategy.

---

**BC20071D****Explanation:**

Unexpected firmware error.

**Response:**

The FRU callouts are calculated at the time of the failure. See the error log for the actual replacement strategy.

---

**BC200801****Explanation:**

During processor/memory subsystem initialization, an error was encountered: Could not load/unload module.

**Response:**

The FRU callouts are calculated at the time of the failure. See the error log for the actual replacement strategy.

---

**BC200803****Explanation:**

During processor/memory subsystem initialization, an error was encountered: Could not allocate virtual memory.

**Response:**

The FRU callouts are calculated at the time of the failure. See the error log for the actual replacement strategy.

---

**BC200804****Explanation:**

During processor/memory subsystem initialization, an error was encountered: Could not set permissions on virtual memory.

**Response:**

The FRU callouts are calculated at the time of the failure. See the error log for the actual replacement strategy.

---

**BC200805****Explanation:**

During processor/memory subsystem initialization, an error was encountered: Module does not exist.

**Response:**

The FRU callouts are calculated at the time of the failure. See the error log for the actual replacement strategy.

---

**BC200806****Explanation:**

During processor/memory subsystem initialization, an error was encountered: Module is not a data module.

**Response:**

The FRU callouts are calculated at the time of the failure. See the error log for the actual replacement strategy.

---

**BC200807****Explanation:**

A problem was detected during the IPL of they system:  
Task crashed.

**Response:**

The FRU callouts are calculated at the time of the failure. See the error log for the actual replacement strategy.

---

**BC200808**

**Explanation:**

Corrupted flash image or firmware error during system boot.

**Response:**

The FRU callouts are calculated at the time of the failure. See the error log for the actual replacement strategy.

---

**BC200901**

**Explanation:**

A problem was detected during the IPL of the system:  
A hardware initialization procedure requested an invalid attribute.

**Response:**

The FRU callouts are calculated at the time of the failure. See the error log for the actual replacement strategy.

---

**BC200902**

**Explanation:**

During processor/memory subsystem initialization, an error was encountered: Request for EC features on an attribute without EC features.

**Response:**

The FRU callouts are calculated at the time of the failure. See the error log for the actual replacement strategy.

---

**BC200907**

**Explanation:**

Internal firmware error.

**Response:**

The FRU callouts are calculated at the time of the failure. See the error log for the actual replacement strategy.

---

**BC200908**

**Explanation:**

Firmware Error.

**Response:**

The FRU callouts are calculated at the time of the failure. See the error log for the actual replacement strategy.

---

**BC200909**

**Explanation:**

Firmware Error.

**Response:**

The FRU callouts are calculated at the time of the failure. See the error log for the actual replacement strategy.

---

**BC20090A**

**Explanation:**

Firmware Error.

**Response:**

The FRU callouts are calculated at the time of the failure. See the error log for the actual replacement strategy.

---

**BC20090D**

**Explanation:**

Firmware error during IPL.

**Response:**

The FRU callouts are calculated at the time of the failure. See the error log for the actual replacement strategy.

---

**BC20090E**

**Explanation:**

Firmware error during IPL.

**Response:**

The FRU callouts are calculated at the time of the failure. See the error log for the actual replacement strategy.

---

**BC20090F**

**Explanation:**

Error initializing processor/memory subsystem during boot. See FRU list for repair actions.

**Response:**

The FRU callouts are calculated at the time of the failure. See the error log for the actual replacement strategy.

---

**BC200910**

**Explanation:**

Firmware error during IPL.

**Response:**

The FRU callouts are calculated at the time of the failure. See the error log for the actual replacement strategy.

---

**BC200911**

**Explanation:**

Firmware error during IPL.

**Response:**

The FRU callouts are calculated at the time of the failure. See the error log for the actual replacement strategy.

---

**BC200912**

**Explanation:**

A problem occurred during the IPL of the system.

**Response:**

The FRU callouts are calculated at the time of the failure. Examine the error log for the actual replacement strategy.

---

**BC200913****Explanation:**

During processor/memory subsystem initialization, an error was encountered.

**Response:**

The FRU callouts are calculated at the time of the failure. Examine the error log for the actual replacement strategy.

---

**BC200914****Explanation:**

During processor/memory subsystem initialization, an error was encountered.

**Response:**

The FRU callouts are calculated at the time of the failure. Examine the error log for the actual replacement strategy.

---

**BC200915****Explanation:**

During processor/memory subsystem initialization, an error was encountered.

**Response:**

The FRU callouts are calculated at the time of the failure. Examine the error log for the actual replacement strategy.

---

**BC200916****Explanation:**

During processor/memory subsystem initialization, an error was encountered.

**Response:**

The FRU callouts are calculated at the time of the failure. Examine the error log for the actual replacement strategy.

---

**BC200917****Explanation:**

During processor/memory subsystem initialization, an error was encountered.

**Response:**

The FRU callouts are calculated at the time of the failure. Examine the error log for the actual replacement strategy.

---

**BC20091B****Explanation:**

A problem occurred during the IPL of the system.

**Response:**

The FRU callouts are calculated at the time of the failure. Examine the error log for the actual replacement strategy.

---

**BC20091C****Explanation:**

During processor/memory subsystem initialization, an error was encountered.

**Response:**

The FRU callouts are calculated at the time of the failure. Examine the error log for the actual replacement strategy.

---

**BC20091D****Explanation:**

A problem occurred during the IPL of the system.

**Response:**

The FRU callouts are calculated at the time of the failure. Examine the error log for the actual replacement strategy.

---

**BC20091E****Explanation:**

During processor/memory subsystem initialization, an error was encountered.

**Response:**

The FRU callouts are calculated at the time of the failure. Examine the error log for the actual replacement strategy.

---

**BC20091F****Explanation:**

During processor/memory subsystem initialization, an error was encountered.

**Response:**

The FRU callouts are calculated at the time of the failure. Examine the error log for the actual replacement strategy.

---

**BC200920****Explanation:**

A problem occurred during the IPL of the system.

**Response:**

The FRU callouts are calculated at the time of the failure. Examine the error log for the actual replacement strategy.

---

**BC200921****Explanation:**

A problem occurred during the IPL of the system.

**Response:**

The FRU callouts are calculated at the time of the failure. Examine the error log for the actual replacement strategy.

---

**BC200922****Explanation:**

A problem occurred during the IPL of the system.

**Response:**

The FRU callouts are calculated at the time of the failure. Examine the error log for the actual replacement strategy.

---

**BC200923****Explanation:**

A problem occurred during the IPL of the system.

**Response:**

The FRU callouts are calculated at the time of the failure. Examine the error log for the actual replacement strategy.

---

**BC200924****Explanation:**

Error unmapping memory section.

**Response:**

The FRU callouts are calculated at the time of the failure. See the error log for the actual replacement strategy.

---

**BC200925****Explanation:**

During processor/memory subsystem initialization, an error was encountered: The hwsv returned a message where the extra data was null. This should not happen so need to tell HostBoot to stop the ipl.

**Response:**

The FRU callouts are calculated at the time of the failure. See the error log for the actual replacement strategy.

---

**BC200926****Explanation:**

During processor/memory subsystem initialization, an error was encountered: The hwsv found an error while processing the message so it sent an error message back to indicate to HostBoot to stop the IPL. Userdata1 will have the error PLID from hwsv's errorlog.

**Response:**

The FRU callouts are calculated at the time of the failure. See the error log for the actual replacement strategy.

---

**BC200927****Explanation:**

During processor/memory subsystem initialization, an error was encountered: The hwsv returned a message where there was an error when the powr function was

called. userdata1 contains the errorlog plid from hwsv generated by the powr function.

**Response:**

The FRU callouts are calculated at the time of the failure. See the error log for the actual replacement strategy.

---

**BC200928****Explanation:**

During processor/memory subsystem initialization, an error was encountered: HB got an incorrect type message. HB did not provide the correct message type in the istep. Userdata1 shows the message type passed in.

**Response:**

The FRU callouts are calculated at the time of the failure. See the error log for the actual replacement strategy.

---

**BC200929****Explanation:**

A problem occurred during the IPL of the system.

**Response:**

The FRU callouts are calculated at the time of the failure. Examine the error log for the actual replacement strategy.

---

**BC20092A****Explanation:**

During processor/memory subsystem initialization, an error was encountered: messages from other nodes have not returned in time.

**Response:**

The FRU callouts are calculated at the time of the failure. See the error log for the actual replacement strategy.

---

**BC20092B****Explanation:**

During processor/memory subsystem initialization, an error was encountered: host coalesce host timer thread failed.

**Response:**

The FRU callouts are calculated at the time of the failure. See the error log for the actual replacement strategy.

---

**BC20092C****Explanation:**

During processor/memory subsystem initialization, an error was encountered.

**Response:**

The FRU callouts are calculated at the time of the failure. Examine the error log for the actual replacement strategy.

---

**BC20092D****Explanation:**

During processor/memory subsystem initialization, an error was encountered.

**Response:**

The FRU callouts are calculated at the time of the failure. Examine the error log for the actual replacement strategy.

---

**BC20092E****Explanation:**

During processor/memory subsystem initialization, an error was encountered: Request given to load payload into mirrored memory, but no mirrored memory exists at that location.

**Response:**

The FRU callouts are calculated at the time of the failure. See the error log for the actual replacement strategy.

---

**BC200930****Explanation:**

Read/write requested while in DISABLE\_DRAM\_REPAIRS mode found extra bad bits set for DIMM.

**Response:**

The FRU callouts are calculated at the time of the failure. See the error log for the actual replacement strategy.

---

**BC200931****Explanation:**

A problem occurred during the IPL of the system.

**Response:**

The FRU callouts are calculated at the time of the failure. See the error log for the actual replacement strategy.

---

**BC200932****Explanation:**

A problem occurred during the IPL of the system.

**Response:**

The FRU callouts are calculated at the time of the failure. See the error log for the actual replacement strategy.

---

**BC200933****Explanation:**

During processor/memory subsystem initialization, an error was encountered: Failed due to wrong DIMM type.

**Response:**

The FRU callouts are calculated at the time of the failure. See the error log for the actual replacement strategy.

---

**BC200934****Explanation:**

During processor/memory subsystem initialization, an error was encountered: Either nominal, max turbo or min power save frequency for the processor HUID (userdata1) is zero.

**Response:**

The FRU callouts are calculated at the time of the failure. See the error log for the actual replacement strategy.

---

**BC200935****Explanation:**

During processor/memory subsystem initialization, an error was encountered: Input buffer size is smaller than expected length.

**Response:**

The FRU callouts are calculated at the time of the failure. See the error log for the actual replacement strategy.

---

**BC200936****Explanation:**

During processor/memory subsystem initialization, an error was encountered: Nominal frequency(userdata1) does not match nominal frequency(userdata2) on other cores. Should be the same for all chips.

**Response:**

The FRU callouts are calculated at the time of the failure. See the error log for the actual replacement strategy.

---

**BC200937****Explanation:**

During processor/memory subsystem initialization, an error was encountered: Invalid bucket id found for the voltage data.

**Response:**

The FRU callouts are calculated at the time of the failure. See the error log for the actual replacement strategy.

---

**BC200938****Explanation:**

During processor/memory subsystem initialization, an error was encountered: Bucket id from PR keyword does not match bucket id in the voltage data.

**Response:**

The FRU callouts are calculated at the time of the failure. See the error log for the actual replacement strategy.

---

**BC200939****Explanation:**

During processor/memory subsystem initialization, an error was encountered: Unsupported #V keyword data version found.

**Response:**

The FRU callouts are calculated at the time of the failure. See the error log for the actual replacement strategy.

---

**BC20093B****Explanation:**

During processor/memory subsystem initialization, an error was encountered: When Workload Optimized Frequency (WOF) is enabled, ultra turbo freq should not be 0.

**Response:**

The FRU callouts are calculated at the time of the failure. See the error log for the actual replacement strategy.

---

**BC20093C****Explanation:**

During processor/memory subsystem initialization, an error was encountered: When Workload Optimized Frequency (WOF) is enabled, the WOF Freq Uplift index should be 1,2,3, or 4.

**Response:**

The FRU callouts are calculated at the time of the failure. See the error log for the actual replacement strategy.

---

**BC20093D****Explanation:**

A problem occurred during the IPL of the system.

**Response:**

The FRU callouts are calculated at the time of the failure. See the error log for the actual replacement strategy.

---

**BC20093E****Explanation:**

Error uncompressing payload image from boot flash.

**Response:**

The FRU callouts are calculated at the time of the failure. See the error log for the actual replacement strategy.

---

**BC200A01****Explanation:**

An internal function called the FSI device driver with an improper data length.

**Response:**

The FRU callouts are calculated at the time of the failure. See the error log for the actual replacement strategy.

---

**BC200A03****Explanation:**

A problem occurred during the IPL of the system.

**Response:**

The FRU callouts are calculated at the time of the failure. See the error log for the actual replacement strategy.

---

**BC200A04****Explanation:**

A problem occurred during the IPL of the system.

**Response:**

The FRU callouts are calculated at the time of the failure. See the error log for the actual replacement strategy.

---

**BC200A06****Explanation:**

A problem occurred during the IPL of the system.

**Response:**

The FRU callouts are calculated at the time of the failure. See the error log for the actual replacement strategy.

---

**BC200A08****Explanation:**

A problem occurred during the IPL of the system.

**Response:**

The FRU callouts are calculated at the time of the failure. See the error log for the actual replacement strategy.

---

**BC200A09****Explanation:**

A problem occurred during the IPL of the system.

**Response:**

The FRU callouts are calculated at the time of the failure. See the error log for the actual replacement strategy.

---

**BC200A0A****Explanation:**

A problem occurred during the IPL of the system.

**Response:**

The FRU callouts are calculated at the time of the failure. See the error log for the actual replacement strategy.

---

**BC200A0B****Explanation:**

A problem occurred during the IPL of the system.

**Response:**

The FRU callouts are calculated at the time of the failure. See the error log for the actual replacement strategy.

---

**BC200A0C****Explanation:**

A problem occurred during the IPL of the system.

**Response:**

The FRU callouts are calculated at the time of the failure. See the error log for the actual replacement strategy.

---

**BC200A0D****Explanation:**

A problem occurred during the IPL of the system.

**Response:**

The FRU callouts are calculated at the time of the failure. See the error log for the actual replacement strategy.

---

**BC200A0E****Explanation:**

A problem occurred during the IPL of the system.

**Response:**

The FRU callouts are calculated at the time of the failure. See the error log for the actual replacement strategy.

---

**BC200A0F****Explanation:**

FSI and MVPD do not agree.

**Response:**

The FRU callouts are calculated at the time of the failure. See the error log for the actual replacement strategy.

---

**BC200A10****Explanation:**

FSI and CVPD do not agree.

**Response:**

The FRU callouts are calculated at the time of the failure. See the error log for the actual replacement strategy.

---

**BC200A11****Explanation:**

A problem occurred during the IPL of the system.

**Response:**

The FRU callouts are calculated at the time of the failure. See the error log for the actual replacement strategy.

---

**BC200A12****Explanation:**

A problem occurred during the IPL of the system.

**Response:**

The FRU callouts are calculated at the time of the failure. See the error log for the actual replacement strategy.

---

**BC200B01****Explanation:**

During processor/memory subsystem initialization, an error was encountered.

**Response:**

The FRU callouts are calculated at the time of the failure. Examine the error log for the actual replacement strategy.

---

**BC200B02****Explanation:**

A problem occurred during the IPL of the system. The eyecatch value observed in memory does not match the expected value and therefore the contents of the attribute sections are unable to be parsed.

**Response:**

The FRU callouts are calculated at the time of the failure. See the error log for the actual replacement strategy.

---

**BC200B03****Explanation:**

Kernel failed to block memory.

**Response:**

The FRU callouts are calculated at the time of the failure. See the error log for the actual replacement strategy.

---

**BC200B04****Explanation:**

Kernel failed to set permissions on virtual memory block.

**Response:**

The FRU callouts are calculated at the time of the failure. See the error log for the actual replacement strategy.

---

**BC200B05****Explanation:**

Unexpected boot firmware error occurred.

**Response:**

The FRU callouts are calculated at the time of the failure. See the error log for the actual replacement strategy.

---

**BC200B06****Explanation:**

FW error, unexpected Attribute section type.



**Response:**

The FRU callouts are calculated at the time of the failure. See the error log for the actual replacement strategy.

---

**BC200B07****Explanation:**

A problem occurred during the IPL of the system: Attributes were not fully synchronized between the host firmware and service processor.

**Response:**

The FRU callouts are calculated at the time of the failure. See the error log for the actual replacement strategy.

---

**BC200B08****Explanation:**

During processor/memory subsystem initialization, an error was encountered: The attribute synchronization code on the service processor side was unable to fulfill the sync to HostBoot request.

**Response:**

The FRU callouts are calculated at the time of the failure. See the error log for the actual replacement strategy.

---

**BC200B09****Explanation:**

During processor/memory subsystem initialization, an error was encountered: The attribute synchronization from the service processor failed.

**Response:**

The FRU callouts are calculated at the time of the failure. See the error log for the actual replacement strategy.

---

**BC200B0A****Explanation:**

During processor/memory subsystem initialization, an error was encountered.

**Response:**

The FRU callouts are calculated at the time of the failure. Examine the error log for the actual replacement strategy.

---

**BC200B0B****Explanation:**

During processor/memory subsystem initialization, an error was encountered.

**Response:**

The FRU callouts are calculated at the time of the failure. Examine the error log for the actual replacement strategy.

---

**BC200B0C****Explanation:**

During processor/memory subsystem initialization, an error was encountered: Targeting target's type not supported by runtime code.

**Response:**

The FRU callouts are calculated at the time of the failure. See the error log for the actual replacement strategy.

---

**BC200B0D****Explanation:**

Invalid configuration data in firmware Processor NOR flash.

**Response:**

The FRU callouts are calculated at the time of the failure. See the error log for the actual replacement strategy.

---

**BC200B0E****Explanation:**

Invalid configuration data in firmware Processor NOR flash.

**Response:**

The FRU callouts are calculated at the time of the failure. See the error log for the actual replacement strategy.

---

**BC200B0F****Explanation:**

During processor/memory subsystem initialization, an error was encountered: Failure applying given attribute override on given target.

**Response:**

The FRU callouts are calculated at the time of the failure. See the error log for the actual replacement strategy.

---

**BC200B10****Explanation:**

During processor/memory subsystem initialization, an error was encountered: Given target does not have given attribute to apply override.

**Response:**

The FRU callouts are calculated at the time of the failure. See the error log for the actual replacement strategy.

---

**BC200B11****Explanation:**

Invalid configuration data in firmware Processor NOR flash.

**Response:**

The FRU callouts are calculated at the time of the failure. See the error log for the actual replacement strategy.

---

**BC200B12****Explanation:**

Invalid configuration data in firmware Processor NOR flash.

**Response:**

The FRU callouts are calculated at the time of the failure. See the error log for the actual replacement strategy.

---

**BC200B13****Explanation:**

Kernel failed to block map memory.

**Response:**

The FRU callouts are calculated at the time of the failure. See the error log for the actual replacement strategy.

---

**BC200B15****Explanation:**

Kernel failed to unblock mapped memory.

**Response:**

The FRU callouts are calculated at the time of the failure. See the error log for the actual replacement strategy.

---

**BC200B16****Explanation:**

Unexpected internal firmware error.

**Response:**

The FRU callouts are calculated at the time of the failure. See the error log for the actual replacement strategy.

---

**BC200B17****Explanation:**

Unexpected internal firmware error.

**Response:**

The FRU callouts are calculated at the time of the failure. See the error log for the actual replacement strategy.

---

**BC200B18****Explanation:**

Internal firmware error preparing for concurrent code update.

**Response:**

The FRU callouts are calculated at the time of the failure. See the error log for the actual replacement strategy.

---

**BC200B19****Explanation:**

Unsupported override configuration data.

**Response:**

The FRU callouts are calculated at the time of the failure. See the error log for the actual replacement strategy.

---

**BC200B1A****Explanation:**

Unexpected boot firmware failure.

**Response:**

The FRU callouts are calculated at the time of the failure. See the error log for the actual replacement strategy.

---

**BC200B1B****Explanation:**

Tolerated boot firmware error occurred.

**Response:**

The FRU callouts are calculated at the time of the failure. See the error log for the actual replacement strategy.

---

**BC200B80****Explanation:**

During processor/memory subsystem initialization, an error was encountered: The caller passed an invalid node target to find the master proc handle.

**Response:**

The FRU callouts are calculated at the time of the failure. See the error log for the actual replacement strategy.

---

**BC200B81****Explanation:**

During processor/memory subsystem initialization, an error was encountered: The caller passed an invalid node target to find the master proc handle.

**Response:**

The FRU callouts are calculated at the time of the failure. See the error log for the actual replacement strategy.

---

**BC200B82****Explanation:**

Internal firmware error applying custom configuration settings.

**Response:**

The FRU callouts are calculated at the time of the failure. See the error log for the actual replacement strategy.

---

**BC200B83****Explanation:**

Firmware error doing code update.

**Response:**

The FRU callouts are calculated at the time of the failure. See the error log for the actual replacement strategy.

---

**BC200B84****Explanation:**

Firmware error doing code update.

**Response:**

The FRU callouts are calculated at the time of the failure. See the error log for the actual replacement strategy.

---

**BC200B85****Explanation:**

Firmware error doing code update.

**Response:**

The FRU callouts are calculated at the time of the failure. See the error log for the actual replacement strategy.

---

**BC200B86****Explanation:**

Firmware error doing code update.

**Response:**

The FRU callouts are calculated at the time of the failure. See the error log for the actual replacement strategy.

---

**BC200B87****Explanation:**

Firmware error doing code update.

**Response:**

The FRU callouts are calculated at the time of the failure. See the error log for the actual replacement strategy.

---

**BC200B88****Explanation:**

Firmware error doing code update.

**Response:**

The FRU callouts are calculated at the time of the failure. See the error log for the actual replacement strategy.

---

**BC200B89****Explanation:**

Attempted to perform an invalid attribute look up.

**Response:**

The FRU callouts are calculated at the time of the failure. See the error log for the actual replacement strategy.

---

**BC200B8A****Explanation:**

A problem occurred during the IPL of the system. Expected resource was not indicated to be present.

**Response:**

The FRU callouts are calculated at the time of the failure. See the error log for the actual replacement strategy.

---

**BC200B8B****Explanation:**

During processor/memory subsystem initialization, an error was encountered: Error: Failed to translate common association address to platform address.

**Response:**

The FRU callouts are calculated at the time of the failure. See the error log for the actual replacement strategy.

---

**BC200B8C****Explanation:**

During processor/memory subsystem initialization, an error was encountered: Error: No free association entry to set.

**Response:**

The FRU callouts are calculated at the time of the failure. See the error log for the actual replacement strategy.

---

**BC200C01****Explanation:**

During processor/memory subsystem initialization, an error was encountered: Attempt to deconfigure a target that is not deconfigurable or not present.

**Response:**

The FRU callouts are calculated at the time of the failure. See the error log for the actual replacement strategy.

---

**BC200C03****Explanation:**

During processor/memory subsystem initialization, an error was encountered: Invalid target encountered in processing of HW callout.

**Response:**

The FRU callouts are calculated at the time of the failure. See the error log for the actual replacement strategy.

---

**BC200C04****Explanation:**

During processor/memory subsystem initialization, an error was encountered: Insufficient hardware to continue.

**Response:**

The FRU callouts are calculated at the time of the failure. See the error log for the actual replacement strategy.

---

**BC200C05****Explanation:**

A problem occurred during the IPL of the system: No functional processor cores were found on the master processor.

**Response:**

The FRU callouts are calculated at the time of the failure. See the error log for the actual replacement strategy.

---

**BC200C06****Explanation:**

A problem occurred during the IPL of the system: Found no functional dimm cards.

**Response:**

The FRU callouts are calculated at the time of the failure. See the error log for the actual replacement strategy.

---

**BC200C07****Explanation:**

A problem occurred during the IPL of the system: No functional master processor was found on this node.

**Response:**

The FRU callouts are calculated at the time of the failure. See the error log for the actual replacement strategy.

---

**BC200C08****Explanation:**

A problem occurred during the IPL of the system: No functional nodes were found on the system.

**Response:**

The FRU callouts are calculated at the time of the failure. See the error log for the actual replacement strategy.

---

**BC200C09****Explanation:**

A problem occurred during the IPL of the system: Found no functional dimm cards.

**Response:**

The FRU callouts are calculated at the time of the failure. See the error log for the actual replacement strategy.

---

**BC200C0A****Explanation:**

A previously discovered hardware issue is being ignored to allow the system to boot.

**Response:**

The FRU callouts are calculated at the time of the failure. See the error log for the actual replacement strategy.

---

**BC200C0B****Explanation:**

A problem occurred during the IPL of the system: A critical resource was found to be deconfigured.

**Response:**

The FRU callouts are calculated at the time of the failure. See the error log for the actual replacement strategy.

---

**BC200C0C****Explanation:**

A problem occurred during the IPL of the system: Found no functional dimm cards.

**Response:**

The FRU callouts are calculated at the time of the failure. See the error log for the actual replacement strategy.

---

**BC200C0E****Explanation:**

Insufficient hardware to continue IPL.

**Response:**

The FRU callouts are calculated at the time of the failure. See the error log for the actual replacement strategy.

---

**BC200C0F****Explanation:**

Incompatible Processor Chip Levels.

**Response:**

The FRU callouts are calculated at the time of the failure. See the error log for the actual replacement strategy.

---

**BC200C10****Explanation:**

Incompatible Processor Chip Levels.

**Response:**

The FRU callouts are calculated at the time of the failure. See the error log for the actual replacement strategy.

---

**BC200C11****Explanation:**

Host firmware encountered an internal error.

**Response:**

The FRU callouts are calculated at the time of the failure. See the error log for the actual replacement strategy.

---

**BC200C12**

**Explanation:**

Host firmware encountered an internal error.

**Response:**

The FRU callouts are calculated at the time of the failure. See the error log for the actual replacement strategy.

---

**BC200C13****Explanation:**

Host Firmware encountered an internal error.

**Response:**

The FRU callouts are calculated at the time of the failure. See the error log for the actual replacement strategy.

---

**BC200C14****Explanation:**

A problem occurred during the IPL of the system:  
Found too many obus links.

**Response:**

The FRU callouts are calculated at the time of the failure. See the error log for the actual replacement strategy.

---

**BC200C15****Explanation:**

A problem occurred during the IPL of the system: No memory found.

**Response:**

The FRU callouts are calculated at the time of the failure. See the error log for the actual replacement strategy.

---

**BC200C16****Explanation:**

A problem occurred during IPL of the system: Internal Firmware Error.

**Response:**

The FRU callouts are calculated at the time of the failure. See the error log for the actual replacement strategy.

---

**BC200C19****Explanation:**

A problem occurred during IPL of the system: Internal Firmware Error.

**Response:**

The FRU callouts are calculated at the time of the failure. See the error log for the actual replacement strategy.

---

**BC200C1A****Explanation:**

An issue occurred during IPL of the system: Internal Firmware Error.

**Response:**

The FRU callouts are calculated at the time of the failure. See the error log for the actual replacement strategy.

---

**BC200C1B****Explanation:**

Incompatible Processor Chip Levels.

**Response:**

The FRU callouts are calculated at the time of the failure. See the error log for the actual replacement strategy.

---

**BC200C1C****Explanation:**

Incompatible Processor Chip Levels.

**Response:**

The FRU callouts are calculated at the time of the failure. See the error log for the actual replacement strategy.

---

**BC200C1D****Explanation:**

Incompatible Processor Chip Levels.

**Response:**

The FRU callouts are calculated at the time of the failure. See the error log for the actual replacement strategy.

---

**BC200C81****Explanation:**

A problem occurred during the IPL of the system. Attempt to create a deconfiguration record for a target that is not deconfigurable or not present.

**Response:**

The FRU callouts are calculated at the time of the failure. See the error log for the actual replacement strategy.

---

**BC200C82****Explanation:**

A problem occurred during the IPL of the system. Attempt to create a deconfiguration record for a target, but the deconfiguration repository is full.

**Response:**

The FRU callouts are calculated at the time of the failure. See the error log for the actual replacement strategy.

---

**BC200C83****Explanation:**

Invalid chipid from hardware (all FFs).

**Response:**

The FRU callouts are calculated at the time of the failure. See the error log for the actual replacement strategy.

---

**BC200C84****Explanation:**

Invalid Lx keyword.

**Response:**

The FRU callouts are calculated at the time of the failure. See the error log for the actual replacement strategy.

---

**BC200C85****Explanation:**

Bad MCA target.

**Response:**

The FRU callouts are calculated at the time of the failure. See the error log for the actual replacement strategy.

---

**BC200C86****Explanation:**

During processor/memory subsystem initialization, an error was encountered: Post de-configuration of target failed.

**Response:**

The FRU callouts are calculated at the time of the failure. See the error log for the actual replacement strategy.

---

**BC200C87****Explanation:**

During processor/memory subsystem initialization, an error was encountered: Post de-configuration of target failed.

**Response:**

The FRU callouts are calculated at the time of the failure. See the error log for the actual replacement strategy.

---

**BC200C88****Explanation:**

Insufficient DIMM resources.

**Response:**

The FRU callouts are calculated at the time of the failure. See the error log for the actual replacement strategy.

---

**BC200D01****Explanation:**

A problem occurred during the IPL of the system: Error returned from SCOM engine after write.

**Response:**

The FRU callouts are calculated at the time of the failure. See the error log for the actual replacement strategy.

---

**BC200D02****Explanation:**

A problem occurred during the IPL of the system: Error returned from SCOM engine after read.

**Response:**

The FRU callouts are calculated at the time of the failure. See the error log for the actual replacement strategy.

---

**BC200D03****Explanation:**

During processor/memory subsystem initialization, an error was encountered: Multi-SCOM read did not return correct SCOMs.

**Response:**

The FRU callouts are calculated at the time of the failure. See the error log for the actual replacement strategy.

---

**BC200D04****Explanation:**

A problem occurred during the IPL of the system: Invalid address on a SCOM operation.

**Response:**

The FRU callouts are calculated at the time of the failure. See the error log for the actual replacement strategy.

---

**BC200D05****Explanation:**

A problem occurred during the IPL of the system: Unsupported SCOM operation type.

**Response:**

The FRU callouts are calculated at the time of the failure. See the error log for the actual replacement strategy.

---

**BC200D06****Explanation:**

During processor/memory subsystem initialization, an error was encountered: Hypervisor firmware request interface not linked.

**Response:**

The FRU callouts are calculated at the time of the failure. See the error log for the actual replacement strategy.

---

**BC200D07****Explanation:**

During processor/memory subsystem initialization, an error was encountered: Unable to allocate firmware request messages.

**Response:**

The FRU callouts are calculated at the time of the failure. See the error log for the actual replacement strategy.

---

**BC200E01**

**Explanation:**

During processor/memory subsystem initialization, an error was encountered: Invalid operation type.

**Response:**

The FRU callouts are calculated at the time of the failure. See the error log for the actual replacement strategy.

---

**BC200E02**

**Explanation:**

A problem was detected during the IPL of the system: Device type not supported.

**Response:**

The FRU callouts are calculated at the time of the failure. See the error log for the actual replacement strategy.

---

**BC200E03**

**Explanation:**

During processor/memory subsystem initialization, an error was encountered: EEPROM attribute was not found.

**Response:**

The FRU callouts are calculated at the time of the failure. See the error log for the actual replacement strategy.

---

**BC200E04**

**Explanation:**

During processor/memory subsystem initialization, an error was encountered: Invalid EEPROM chip to access.

**Response:**

The FRU callouts are calculated at the time of the failure. See the error log for the actual replacement strategy.

---

**BC200E05**

**Explanation:**

During processor/memory subsystem initialization, an error was encountered: I2C master entity path doesn't exist.

**Response:**

The FRU callouts are calculated at the time of the failure. See the error log for the actual replacement strategy.

---

**BC200E06**

**Explanation:**

During processor/memory subsystem initialization, an error was encountered: I2C master path target is null.

**Response:**

The FRU callouts are calculated at the time of the failure. See the error log for the actual replacement strategy.

---

**BC200E07**

**Explanation:**

During processor/memory subsystem initialization, an error was encountered: Invalid address offset size.

**Response:**

The FRU callouts are calculated at the time of the failure. See the error log for the actual replacement strategy.

---

**BC200E08**

**Explanation:**

A problem occurred during the IPL of the system: I2C buffer offset is too large.

**Response:**

The FRU callouts are calculated at the time of the failure. See the error log for the actual replacement strategy.

---

**BC200E09**

**Explanation:**

During processor/memory subsystem initialization, an error was encountered: I2C write page size is zero.

**Response:**

The FRU callouts are calculated at the time of the failure. See the error log for the actual replacement strategy.

---

**BC200E0A**

**Explanation:**

During processor/memory subsystem initialization, an error was encountered: cacheEeprom mm\_remove\_pages FLUSH failed.

**Response:**

The FRU callouts are calculated at the time of the failure. See the error log for the actual replacement strategy.

---

**BC200E0B**

**Explanation:**

During processor/memory subsystem initialization, an error was encountered: cacheEeprom mm\_remove\_pages FLUSH failed.

**Response:**

The FRU callouts are calculated at the time of the failure. See the error log for the actual replacement strategy.

---

**BC200E0C****Explanation:**

During processor/memory subsystem initialization, an error was encountered: buildEepromRecordHeader invalid mux target.

**Response:**

The FRU callouts are calculated at the time of the failure. See the error log for the actual replacement strategy.

---

**BC200E0D****Explanation:**

Soft error in Firmware.

**Response:**

The FRU callouts are calculated at the time of the failure. See the error log for the actual replacement strategy.

---

**BC200E0E****Explanation:**

Firmware detected new part and is restarting.

**Response:**

The FRU callouts are calculated at the time of the failure. See the error log for the actual replacement strategy.

---

**BC200F01****Explanation:**

During processor/memory subsystem initialization, an error was encountered: Interrupt type already registered.

**Response:**

The FRU callouts are calculated at the time of the failure. See the error log for the actual replacement strategy.

---

**BC200F02****Explanation:**

During processor/memory subsystem initialization, an error was encountered: Interrupt resource provider not initialized yet.

**Response:**

The FRU callouts are calculated at the time of the failure. See the error log for the actual replacement strategy.

---

**BC200F03****Explanation:**

During processor/memory subsystem initialization, an error was encountered: Interrupt resource provider not initialized yet.

**Response:**

The FRU callouts are calculated at the time of the failure. See the error log for the actual replacement strategy.

---

**BC200F04****Explanation:**

During processor/memory subsystem initialization, an error was encountered.

**Response:**

The FRU callouts are calculated at the time of the failure. Examine the error log for the actual replacement strategy.

---

**BC200F05****Explanation:**

During processor/memory subsystem initialization, an error was encountered.

**Response:**

The FRU callouts are calculated at the time of the failure. Examine the error log for the actual replacement strategy.

---

**BC200F07****Explanation:**

During processor/memory subsystem initialization, an error was encountered: Error mapping in memory.

**Response:**

The FRU callouts are calculated at the time of the failure. See the error log for the actual replacement strategy.

---

**BC200F08****Explanation:**

During processor/memory subsystem initialization, an error was encountered: Unexpected RC from issuing PSIH B EOI store.

**Response:**

The FRU callouts are calculated at the time of the failure. See the error log for the actual replacement strategy.

---

**BC200F09****Explanation:**

During processor/memory subsystem initialization, an error was encountered: Error unmasking interrupt source.

**Response:**

The FRU callouts are calculated at the time of the failure. See the error log for the actual replacement strategy.

---

**BC200F0C****Explanation:**



During processor/memory subsystem initialization, an error was encountered: Error encountered sending coalesce message to INTRP.

**Response:**

The FRU callouts are calculated at the time of the failure. See the error log for the actual replacement strategy.

---

**BC200F0D**

**Explanation:**

During processor/memory subsystem initialization, an error was encountered: Error encountered routing IPC message.

**Response:**

The FRU callouts are calculated at the time of the failure. See the error log for the actual replacement strategy.

---

**BC200F0E**

**Explanation:**

Error handling processor interrupts.

**Response:**

The FRU callouts are calculated at the time of the failure. See the error log for the actual replacement strategy.

---

**BC201001**

**Explanation:**

Service Processor Firmware couldn't detect any functional master processor required to boot the host.

**Response:**

The FRU callouts are calculated at the time of the failure. See the error log for the actual replacement strategy.

---

**BC201002**

**Explanation:**

During processor/memory subsystem initialization, an error was encountered: MDMT could not find a functional node.

**Response:**

The FRU callouts are calculated at the time of the failure. See the error log for the actual replacement strategy.

---

**BC201003**

**Explanation:**

Host failed to boot because there was a problem configuring Time Of Day on the Host processors.

**Response:**

The FRU callouts are calculated at the time of the failure. See the error log for the actual replacement strategy.

---

**BC201004**

**Explanation:**

During processor/memory subsystem initialization, an error was encountered.

**Response:**

The FRU callouts are calculated at the time of the failure. Examine the error log for the actual replacement strategy.

---

**BC201005**

**Explanation:**

Service Processor Firmware encountered an internal error.

**Response:**

The FRU callouts are calculated at the time of the failure. See the error log for the actual replacement strategy.

---

**BC201006**

**Explanation:**

During processor/memory subsystem initialization, an error was encountered: Error: Unsupported bus port was detected for the specified bus type. Possible Causes: Invalid bus configuration in targeting, or getBusPort method has not been updated to support all the possible port for a bus on a given system type. Resolution: Development team should be contacted.

**Response:**

The FRU callouts are calculated at the time of the failure. See the error log for the actual replacement strategy.

---

**BC201007**

**Explanation:**

Host failed to boot because there was a problem configuring Time Of Day on the Host processors.

**Response:**

The FRU callouts are calculated at the time of the failure. See the error log for the actual replacement strategy.

---

**BC201008**

**Explanation:**

Host failed to boot because there was a problem configuring Time Of Day on the Host processors.

**Response:**

The FRU callouts are calculated at the time of the failure. See the error log for the actual replacement strategy.

---

**BC201009**

**Explanation:**

Service Processor Firmware encountered an internal error.

**Response:**

The FRU callouts are calculated at the time of the failure. See the error log for the actual replacement strategy.

---

**BC20100A****Explanation:**

During processor/memory subsystem initialization, an error was encountered.

**Response:**

The FRU callouts are calculated at the time of the failure. Examine the error log for the actual replacement strategy.

---

**BC20100B****Explanation:**

During processor/memory subsystem initialization, an error was encountered.

**Response:**

The FRU callouts are calculated at the time of the failure. Examine the error log for the actual replacement strategy.

---

**BC20100C****Explanation:**

An internal error occurred. This will force the Time of Day function to run with complete redundancy.

**Response:**

The FRU callouts are calculated at the time of the failure. See the error log for the actual replacement strategy.

---

**BC20100D****Explanation:**

Host failed to boot because there was a problem configuring Time Of Day on the Host processors.

**Response:**

The FRU callouts are calculated at the time of the failure. See the error log for the actual replacement strategy.

---

**BC20100E****Explanation:**

During processor/memory subsystem initialization, an error was encountered.

**Response:**

The FRU callouts are calculated at the time of the failure. Examine the error log for the actual replacement strategy.

---

**BC20100F****Explanation:**

During processor/memory subsystem initialization, an error was encountered.

**Response:**

The FRU callouts are calculated at the time of the failure. Examine the error log for the actual replacement strategy.

---

**BC201011****Explanation:**

Service Processor Firmware encountered an internal error.

**Response:**

The FRU callouts are calculated at the time of the failure. See the error log for the actual replacement strategy.

---

**BC201012****Explanation:**

Service Processor Firmware encountered an internal error.

**Response:**

The FRU callouts are calculated at the time of the failure. See the error log for the actual replacement strategy.

---

**BC201013****Explanation:**

Host failed to boot because there was a problem configuring Time Of Day on the Host processors.

**Response:**

The FRU callouts are calculated at the time of the failure. See the error log for the actual replacement strategy.

---

**BC201014****Explanation:**

Service Processor Firmware encountered an internal error.

**Response:**

The FRU callouts are calculated at the time of the failure. See the error log for the actual replacement strategy.

---

**BC201015****Explanation:**

There was a problem in configuring Time Of Day on the Host processor.

**Response:**

The FRU callouts are calculated at the time of the failure. See the error log for the actual replacement strategy.

---

**BC201017****Explanation:**

Service Processor Firmware encountered an internal error.

**Response:**

The FRU callouts are calculated at the time of the failure. See the error log for the actual replacement strategy.

---

**BC201019****Explanation:**

Service Processor Firmware encountered an internal error.

**Response:**

The FRU callouts are calculated at the time of the failure. See the error log for the actual replacement strategy.

---

**BC20101A****Explanation:**

An internal error occurred. This will force the Time of Day function to run with complete redundancy.

**Response:**

The FRU callouts are calculated at the time of the failure. See the error log for the actual replacement strategy.

---

**BC201101****Explanation:**

A problem occurred during the IPL of the system.

**Response:**

The FRU callouts are calculated at the time of the failure. See the error log for the actual replacement strategy.

---

**BC201102****Explanation:**

During processor/memory subsystem initialization, an error was encountered: Message from service processor. Message type is not within a valid range. Message dropped.

**Response:**

The FRU callouts are calculated at the time of the failure. See the error log for the actual replacement strategy.

---

**BC201104****Explanation:**

A problem occurred during the IPL of the system.

**Response:**

The FRU callouts are calculated at the time of the failure. See the error log for the actual replacement strategy.

---

**BC201105****Explanation:**

During processor/memory subsystem initialization, an error was encountered: Message from service processor. An invalid message queue ID or message type was sent to the service processor.

**Response:**

The FRU callouts are calculated at the time of the failure. See the error log for the actual replacement strategy.

---

**BC201107****Explanation:**

During processor/memory subsystem initialization, an error was encountered: Message queue already registered with mailbox using a different queue.

**Response:**

The FRU callouts are calculated at the time of the failure. See the error log for the actual replacement strategy.

---

**BC201109****Explanation:**

During processor/memory subsystem initialization, an error was encountered: Retry failed. Bad status indicated in PIB status reg.

**Response:**

The FRU callouts are calculated at the time of the failure. See the error log for the actual replacement strategy.

---

**BC20110A****Explanation:**

During processor/memory subsystem initialization, an error was encountered: Mailbox Data Write attempted before ACK.

**Response:**

The FRU callouts are calculated at the time of the failure. See the error log for the actual replacement strategy.

---

**BC20110B****Explanation:**

During processor/memory subsystem initialization, an error was encountered: Mailbox Hardware detected parity error.

**Response:**

The FRU callouts are calculated at the time of the failure. See the error log for the actual replacement strategy.

---

**BC20110C****Explanation:**

During processor/memory subsystem initialization, an error was encountered: Invalid message type sent to mailbox msgQ.

**Response:**

The FRU callouts are calculated at the time of the failure. See the error log for the actual replacement strategy.

---

**BC20110D**

**Explanation:**

During processor/memory subsystem initialization, an error was encountered: Host boot mailbox service is not available at this time.

**Response:**

The FRU callouts are calculated at the time of the failure. See the error log for the actual replacement strategy.

---

**BC20110E****Explanation:**

During processor/memory subsystem initialization, an error was encountered: Failed to allocate a DMA buffer. Message dropped.

**Response:**

The FRU callouts are calculated at the time of the failure. See the error log for the actual replacement strategy.

---

**BC20110F****Explanation:**

During processor/memory subsystem initialization, an error was encountered: Could not register mailbox message queue.

**Response:**

The FRU callouts are calculated at the time of the failure. See the error log for the actual replacement strategy.

---

**BC201110****Explanation:**

During processor/memory subsystem initialization, an error was encountered: Mailbox is disabled, message dropped.

**Response:**

The FRU callouts are calculated at the time of the failure. See the error log for the actual replacement strategy.

---

**BC201111****Explanation:**

During processor/memory subsystem initialization, an error was encountered: An invalid node was specified.

**Response:**

The FRU callouts are calculated at the time of the failure. See the error log for the actual replacement strategy.

---

**BC201112****Explanation:**

During processor/memory subsystem initialization, an error was encountered: Invalid msg or msg queue.

**Response:**

The FRU callouts are calculated at the time of the failure. See the error log for the actual replacement strategy.

---

**BC201113****Explanation:**

During processor/memory subsystem initialization, an error was encountered: IPC Message data corrupted.

**Response:**

The FRU callouts are calculated at the time of the failure. See the error log for the actual replacement strategy.

---

**BC201202****Explanation:**

During processor/memory subsystem initialization, an error was encountered: Invalid address and size returned from HDAT.

**Response:**

The FRU callouts are calculated at the time of the failure. See the error log for the actual replacement strategy.

---

**BC201204****Explanation:**

During processor/memory subsystem initialization, an error was encountered: Cannot unmap the source table section.

**Response:**

The FRU callouts are calculated at the time of the failure. See the error log for the actual replacement strategy.

---

**BC201205****Explanation:**

During processor/memory subsystem initialization, an error was encountered: Cannot unmap the source table section.

**Response:**

The FRU callouts are calculated at the time of the failure. See the error log for the actual replacement strategy.

---

**BC201207****Explanation:**

During processor/memory subsystem initialization, an error was encountered: MDRT table is not big enough to hold all entries.

**Response:**

The FRU callouts are calculated at the time of the failure. See the error log for the actual replacement strategy.

---

**BC201209****Explanation:**

During processor/memory subsystem initialization, an error was encountered: MDDT table is not big enough to hold all src entries.

**Response:**

The FRU callouts are calculated at the time of the failure. See the error log for the actual replacement strategy.

---

**BC20120A**

**Explanation:**

During processor/memory subsystem initialization, an error was encountered: MDDT table is not big enough to hold all src entries.

**Response:**

The FRU callouts are calculated at the time of the failure. See the error log for the actual replacement strategy.

---

**BC20120B**

**Explanation:**

During processor/memory subsystem initialization, an error was encountered: MDST table entry with page aligned is greater than 32GB.

**Response:**

The FRU callouts are calculated at the time of the failure. See the error log for the actual replacement strategy.

---

**BC20120C**

**Explanation:**

During processor/memory subsystem initialization, an error was encountered: MDDT table entry with page aligned is greater than 32GB.

**Response:**

The FRU callouts are calculated at the time of the failure. See the error log for the actual replacement strategy.

---

**BC201301**

**Explanation:**

During processor/memory subsystem initialization, an error was encountered: Unexpected data from LPC-UART interface.

**Response:**

The FRU callouts are calculated at the time of the failure. See the error log for the actual replacement strategy.

---

**BC201302**

**Explanation:**

During processor/memory subsystem initialization, an error was encountered: Timeout from LPC-UART interface.

**Response:**

The FRU callouts are calculated at the time of the failure. See the error log for the actual replacement strategy.

---

**BC201401**

**Explanation:**

During processor/memory subsystem initialization, an error was encountered: A maint command HW timed out.

**Response:**

The FRU callouts are calculated at the time of the failure. See the error log for the actual replacement strategy.

---

**BC201402**

**Explanation:**

During processor/memory subsystem initialization, an error was encountered: A maint command SW timed out.

**Response:**

The FRU callouts are calculated at the time of the failure. See the error log for the actual replacement strategy.

---

**BC201403**

**Explanation:**

Task handling mainstore init crashed.

**Response:**

The FRU callouts are calculated at the time of the failure. See the error log for the actual replacement strategy.

---

**BC201602**

**Explanation:**

A problem occurred during the IPL of the system.

**Response:**

The FRU callouts are calculated at the time of the failure. See the error log for the actual replacement strategy.

---

**BC201603**

**Explanation:**

During processor/memory subsystem initialization, an error was encountered: End of file reached.

**Response:**

The FRU callouts are calculated at the time of the failure. See the error log for the actual replacement strategy.

---

**BC201604**

**Explanation:**

During processor/memory subsystem initialization, an error was encountered: Unable to load LID via host interface.

**Response:**

The FRU callouts are calculated at the time of the failure. See the error log for the actual replacement strategy.

---

**BC201605****Explanation:**

During processor/memory subsystem initialization, an error was encountered: DMA message contains data for wrong LID.

**Response:**

The FRU callouts are calculated at the time of the failure. See the error log for the actual replacement strategy.

---

**BC201606****Explanation:**

During processor/memory subsystem initialization, an error was encountered: Insufficient space provided for LID by calling function.

**Response:**

The FRU callouts are calculated at the time of the failure. See the error log for the actual replacement strategy.

---

**BC201607****Explanation:**

During processor/memory subsystem initialization, an error was encountered: Invalid Message type received from service processor when transferring LID pages.

**Response:**

The FRU callouts are calculated at the time of the failure. See the error log for the actual replacement strategy.

---

**BC201608****Explanation:**

During processor/memory subsystem initialization, an error was encountered: Insufficient space provided for LID by calling function.

**Response:**

The FRU callouts are calculated at the time of the failure. See the error log for the actual replacement strategy.

---

**BC201609****Explanation:**

During processor/memory subsystem initialization, an error was encountered: Unable to unload LID via host interface.

**Response:**

The FRU callouts are calculated at the time of the failure. See the error log for the actual replacement strategy.

---

**BC20160A****Explanation:**

During processor/memory subsystem initialization, an error was encountered: Unable to find Lid.

**Response:**

The FRU callouts are calculated at the time of the failure. See the error log for the actual replacement strategy.

---

**BC20160B****Explanation:**

Firmware error during boot.

**Response:**

The FRU callouts are calculated at the time of the failure. See the error log for the actual replacement strategy.

---

**BC20160C****Explanation:**

A problem occurred during the IPL of the system.

**Response:**

The FRU callouts are calculated at the time of the failure. See the error log for the actual replacement strategy.

---

**BC20160D****Explanation:**

A problem occurred during the IPL of the system.

**Response:**

The FRU callouts are calculated at the time of the failure. See the error log for the actual replacement strategy.

---

**BC20160E****Explanation:**

A problem occurred during the IPL of the system.

**Response:**

The FRU callouts are calculated at the time of the failure. See the error log for the actual replacement strategy.

---

**BC20160F****Explanation:**

A problem occurred during the IPL of the system.

**Response:**

The FRU callouts are calculated at the time of the failure. See the error log for the actual replacement strategy.

---

**BC201610****Explanation:**

A problem occurred during the IPL of the system.

**Response:**

The FRU callouts are calculated at the time of the failure. See the error log for the actual replacement strategy.

---

**BC201611****Explanation:**

A problem occurred during the IPL of the system.

**Response:**

The FRU callouts are calculated at the time of the failure. See the error log for the actual replacement strategy.

---

**BC201612****Explanation:**

A problem occurred during the IPL of the system.

**Response:**

The FRU callouts are calculated at the time of the failure. See the error log for the actual replacement strategy.

---

**BC201613****Explanation:**

A problem occurred during the IPL of the system.

**Response:**

The FRU callouts are calculated at the time of the failure. See the error log for the actual replacement strategy.

---

**BC201615****Explanation:**

A problem occurred during the IPL of the system.

**Response:**

The FRU callouts are calculated at the time of the failure. See the error log for the actual replacement strategy.

---

**BC201616****Explanation:**

Firmware Error.

**Response:**

The FRU callouts are calculated at the time of the failure. See the error log for the actual replacement strategy.

---

**BC201617****Explanation:**

Firmware Error.

**Response:**

The FRU callouts are calculated at the time of the failure. See the error log for the actual replacement strategy.

---

**BC201618****Explanation:**

Firmware Error.

**Response:**

The FRU callouts are calculated at the time of the failure. See the error log for the actual replacement strategy.

---

**BC20161A****Explanation:**

Firmware Error.

**Response:**

The FRU callouts are calculated at the time of the failure. See the error log for the actual replacement strategy.

---

**BC20161B****Explanation:**

Firmware Error.

**Response:**

The FRU callouts are calculated at the time of the failure. See the error log for the actual replacement strategy.

---

**BC20161C****Explanation:**

Firmware encountered an internal error.

**Response:**

The FRU callouts are calculated at the time of the failure. See the error log for the actual replacement strategy.

---

**BC20161D****Explanation:**

Firmware load error.

**Response:**

The FRU callouts are calculated at the time of the failure. See the error log for the actual replacement strategy.

---

**BC201700****Explanation:**

During processor/memory subsystem initialization, an error was encountered: Request given to load payload into mirrored memory, but no mirrored memory exists at that location.

**Response:**

The FRU callouts are calculated at the time of the failure. See the error log for the actual replacement strategy.

---

**BC201701****Explanation:**

During processor/memory subsystem initialization, an error was encountered: Failure extending memory to after exiting cache contained mode.

**Response:**

The FRU callouts are calculated at the time of the failure. See the error log for the actual replacement strategy.

---

**BC201702****Explanation:**

A problem occurred during the IPL of the system.

**Response:**

The FRU callouts are calculated at the time of the failure. Examine the error log for the actual replacement strategy.

---

**BC201703****Explanation:**

During processor/memory subsystem initialization, an error was encountered: IStep failed, see other log(s) with the same PLID for reason.

**Response:**

The FRU callouts are calculated at the time of the failure. See the error log for the actual replacement strategy.

---

**BC201704****Explanation:**

A problem occurred during the IPL of the system.

**Response:**

The FRU callouts are calculated at the time of the failure. See the error log for the actual replacement strategy.

---

**BC201705****Explanation:**

A problem occurred during the IPL of the system.

**Response:**

The FRU callouts are calculated at the time of the failure. See the error log for the actual replacement strategy.

---

**BC201706****Explanation:**

During processor/memory subsystem initialization, an error was encountered: cpu\_master\_winkle returned an error.

**Response:**

The FRU callouts are calculated at the time of the failure. See the error log for the actual replacement strategy.

---

**BC201707****Explanation:**

A problem occurred during the IPL of the system.

**Response:**

The FRU callouts are calculated at the time of the failure. See the error log for the actual replacement strategy.

---

**BC201708****Explanation:**

A problem occurred during the IPL of the system.

**Response:**

The FRU callouts are calculated at the time of the failure. Examine the error log for the actual replacement strategy.

---

**BC201709****Explanation:**

During processor/memory subsystem initialization, an error was encountered: Call to getParentAffinityTarget requesting the number of EX chips with parent affinity to a core, returned an incorrect vector size, the expected size is 1.

**Response:**

The FRU callouts are calculated at the time of the failure. See the error log for the actual replacement strategy.

---

**BC20170A****Explanation:**

A problem occurred during the IPL of the system.

**Response:**

The FRU callouts are calculated at the time of the failure. See the error log for the actual replacement strategy.

---

**BC20170B****Explanation:**

A problem isolated to firmware or firmware customization occurred during the IPL of the system.

**Response:**

The FRU callouts are calculated at the time of the failure. See the error log for the actual replacement strategy.

---

**BC20170C****Explanation:**

A problem occurred during the IPL of the system.

**Response:**

The FRU callouts are calculated at the time of the failure. See the error log for the actual replacement strategy.

---

**BC20170D****Explanation:**

A problem isolated to firmware or firmware customization occurred during the IPL of the system.

**Response:**

The FRU callouts are calculated at the time of the failure. See the error log for the actual replacement strategy.



---

**BC20170E****Explanation:**

A problem isolated to firmware or firmware customization occurred during the IPL of the system.

**Response:**

The FRU callouts are calculated at the time of the failure. See the error log for the actual replacement strategy.

---

**BC201711****Explanation:**

Platform generated error. See User Data.

**Response:**

The FRU callouts are calculated at the time of the failure. See the error log for the actual replacement strategy.

---

**BC201712****Explanation:**

Platform generated error.

**Response:**

The FRU callouts are calculated at the time of the failure. See the error log for the actual replacement strategy.

---

**BC201713****Explanation:**

Platform generated error. See User Data.

**Response:**

The FRU callouts are calculated at the time of the failure. See the error log for the actual replacement strategy.

---

**BC201714****Explanation:**

A problem occurred during the IPL of the system.

**Response:**

The FRU callouts are calculated at the time of the failure. See the error log for the actual replacement strategy.

---

**BC201715****Explanation:**

A problem occurred during the IPL of the system.

**Response:**

The FRU callouts are calculated at the time of the failure. See the error log for the actual replacement strategy.

---

**BC201716****Explanation:**

A problem occurred during the IPL of the system.

**Response:**

The FRU callouts are calculated at the time of the failure. See the error log for the actual replacement strategy.

---

**BC20171A****Explanation:**

A problem occurred during the IPL of the system.

**Response:**

The FRU callouts are calculated at the time of the failure. See the error log for the actual replacement strategy.

---

**BC20171B****Explanation:**

A problem occurred during the IPL of the system.

**Response:**

The FRU callouts are calculated at the time of the failure. See the error log for the actual replacement strategy.

---

**BC20171C****Explanation:**

A problem occurred during the IPL of the system.

**Response:**

The FRU callouts are calculated at the time of the failure. See the error log for the actual replacement strategy.

---

**BC20171D****Explanation:**

Platform security problem detected.

**Response:**

The FRU callouts are calculated at the time of the failure. See the error log for the actual replacement strategy.

---

**BC20171E****Explanation:**

During processor/memory subsystem initialization, an error was encountered: There is no functional memory.

**Response:**

The FRU callouts are calculated at the time of the failure. See the error log for the actual replacement strategy.

---

**BC20171F****Explanation:**

A problem occurred during the IPL of the system.

**Response:**

The FRU callouts are calculated at the time of the failure. See the error log for the actual replacement strategy.

---

**BC201720****Explanation:**

A problem occurred during the IPL of the system.

**Response:**

The FRU callouts are calculated at the time of the failure. See the error log for the actual replacement strategy.

---

**BC201721**

**Explanation:**

Platform security problem detected.

**Response:**

The FRU callouts are calculated at the time of the failure. See the error log for the actual replacement strategy.

---

**BC201722**

**Explanation:**

Platform security problem detected.

**Response:**

The FRU callouts are calculated at the time of the failure. See the error log for the actual replacement strategy.

---

**BC201723**

**Explanation:**

Platform security problem detected.

**Response:**

The FRU callouts are calculated at the time of the failure. See the error log for the actual replacement strategy.

---

**BC201724**

**Explanation:**

Platform security problem detected.

**Response:**

The FRU callouts are calculated at the time of the failure. See the error log for the actual replacement strategy.

---

**BC201725**

**Explanation:**

Platform security problem detected.

**Response:**

The FRU callouts are calculated at the time of the failure. See the error log for the actual replacement strategy.

---

**BC201726**

**Explanation:**

Platform security problem detected.

**Response:**

The FRU callouts are calculated at the time of the failure. See the error log for the actual replacement strategy.

---

**BC201727**

**Explanation:**

Platform security problem detected.

**Response:**

The FRU callouts are calculated at the time of the failure. See the error log for the actual replacement strategy.

---

**BC201728**

**Explanation:**

Platform security problem detected.

**Response:**

The FRU callouts are calculated at the time of the failure. See the error log for the actual replacement strategy.

---

**BC201729**

**Explanation:**

Host firmware did not find enough hardware to continue the boot.

**Response:**

The FRU callouts are calculated at the time of the failure. See the error log for the actual replacement strategy.

---

**BC201732**

**Explanation:**

Illegal action during boot.

**Response:**

The FRU callouts are calculated at the time of the failure. See the error log for the actual replacement strategy.

---

**BC201735**

**Explanation:**

A problem occurred during the IPL of the system.

**Response:**

The FRU callouts are calculated at the time of the failure. See the error log for the actual replacement strategy.

---

**BC201736**

**Explanation:**

A problem occurred during the IPL of the system.

**Response:**

The FRU callouts are calculated at the time of the failure. See the error log for the actual replacement strategy.

---

**BC201737**

**Explanation:**

A problem occurred during the IPL of the system.

**Response:**

The FRU callouts are calculated at the time of the failure. See the error log for the actual replacement strategy.

---

**BC201738****Explanation:**

Processor Error.

**Response:**

The FRU callouts are calculated at the time of the failure. See the error log for the actual replacement strategy.

---

**BC201739****Explanation:**

A problem occurred during the IPL of the system and the system will reboot.

**Response:**

The FRU callouts are calculated at the time of the failure. See the error log for the actual replacement strategy.

---

**BC20173A****Explanation:**

A problem occurred during the IPL of the system.

**Response:**

The FRU callouts are calculated at the time of the failure. See the error log for the actual replacement strategy.

---

**BC201740****Explanation:**

During processor/memory subsystem initialization, an error was encountered: messages from other nodes have not returned in time.

**Response:**

The FRU callouts are calculated at the time of the failure. See the error log for the actual replacement strategy.

---

**BC201741****Explanation:**

During processor/memory subsystem initialization, an error was encountered: Freq attribute DATA timer thread failed.

**Response:**

The FRU callouts are calculated at the time of the failure. See the error log for the actual replacement strategy.

---

**BC201742****Explanation:**

Incompatible processor modules installed between drawers.

**Response:**

The FRU callouts are calculated at the time of the failure. See the error log for the actual replacement strategy.

---

**BC201743****Explanation:**

Incompatible processor modules installed between drawers.

**Response:**

The FRU callouts are calculated at the time of the failure. See the error log for the actual replacement strategy.

---

**BC201744****Explanation:**

Incompatible processor modules installed between drawers.

**Response:**

The FRU callouts are calculated at the time of the failure. See the error log for the actual replacement strategy.

---

**BC201745****Explanation:**

Incompatible processor modules installed between drawers.

**Response:**

The FRU callouts are calculated at the time of the failure. See the error log for the actual replacement strategy.

---

**BC201746****Explanation:**

Incompatible processor modules installed between drawers.

**Response:**

The FRU callouts are calculated at the time of the failure. See the error log for the actual replacement strategy.

---

**BC201747****Explanation:**

Host firmware did not find valid hardware to continue the boot.

**Response:**

The FRU callouts are calculated at the time of the failure. See the error log for the actual replacement strategy.

---

**BC201748****Explanation:**

Platform security problem detected.

**Response:**

The FRU callouts are calculated at the time of the failure. See the error log for the actual replacement strategy.

---

**BC201749****Explanation:**

Platform security problem detected.

**Response:**

The FRU callouts are calculated at the time of the failure. See the error log for the actual replacement strategy.

---

**BC20174A****Explanation:**

There was an error training the SMP cables.

**Response:**

The FRU callouts are calculated at the time of the failure. See the error log for the actual replacement strategy.

---

**BC20174C****Explanation:**

A problem isolated to firmware or firmware customization occurred during the IPL of the system.

**Response:**

The FRU callouts are calculated at the time of the failure. See the error log for the actual replacement strategy.

---

**BC20174D****Explanation:**

PNOR-IPMI not enabled, BMC firmware needs to be updated.

**Response:**

The FRU callouts are calculated at the time of the failure. See the error log for the actual replacement strategy.

---

**BC20174E****Explanation:**

During processor/memory subsystem initialization, an error was encountered: Kernel returned error when trying to activate core.

**Response:**

The FRU callouts are calculated at the time of the failure. See the error log for the actual replacement strategy.

---

**BC20174F****Explanation:**

Unexpected IPL firmware data load error.

**Response:**

The FRU callouts are calculated at the time of the failure. See the error log for the actual replacement strategy.

---

**BC201750****Explanation:**

Platform security problem detected.

**Response:**

The FRU callouts are calculated at the time of the failure. See the error log for the actual replacement strategy.

---

**BC201752****Explanation:**

Platform security problem detected.

**Response:**

The FRU callouts are calculated at the time of the failure. See the error log for the actual replacement strategy.

---

**BC201803****Explanation:**

Task analyzing HW errors has failed.

**Response:**

The FRU callouts are calculated at the time of the failure. See the error log for the actual replacement strategy.

---

**BC201804****Explanation:**

Task analyzing HW errors has failed.

**Response:**

The FRU callouts are calculated at the time of the failure. See the error log for the actual replacement strategy.

---

**BC201901****Explanation:**

A problem occurred during the IPL of the system.

**Response:**

The FRU callouts are calculated at the time of the failure. See the error log for the actual replacement strategy.

---

**BC201902****Explanation:**

A problem occurred during the IPL of the system.

**Response:**

The FRU callouts are calculated at the time of the failure. See the error log for the actual replacement strategy.

---

**BC201903****Explanation:**

A problem occurred during the IPL of the system.

**Response:**

The FRU callouts are calculated at the time of the failure. See the error log for the actual replacement strategy.

---

**BC201904****Explanation:**

A problem occurred during the IPL of the system.

**Response:**

The FRU callouts are calculated at the time of the failure. See the error log for the actual replacement strategy.

---

**BC20190C****Explanation:**

A problem occurred during the IPL of the system.

**Response:**

The FRU callouts are calculated at the time of the failure. See the error log for the actual replacement strategy.

---

**BC201A01****Explanation:**

During processor/memory subsystem initialization, an error was encountered.

**Response:**

The FRU callouts are calculated at the time of the failure. Examine the error log for the actual replacement strategy.

---

**BC201A02****Explanation:**

During processor/memory subsystem initialization, an error was encountered: HDAT Header data not as expected.

**Response:**

The FRU callouts are calculated at the time of the failure. See the error log for the actual replacement strategy.

---

**BC201A03****Explanation:**

During processor/memory subsystem initialization, an error was encountered: Tuple is unallocated.

**Response:**

The FRU callouts are calculated at the time of the failure. See the error log for the actual replacement strategy.

---

**BC201A04****Explanation:**

During processor/memory subsystem initialization, an error was encountered: Section is not valid in standalone mode.

**Response:**

The FRU callouts are calculated at the time of the failure. See the error log for the actual replacement strategy.

---

**BC201A05****Explanation:**

During processor/memory subsystem initialization, an error was encountered: Error mapping in memory.

**Response:**

The FRU callouts are calculated at the time of the failure. See the error log for the actual replacement strategy.

---

**BC201A08****Explanation:**

During processor/memory subsystem initialization, an error was encountered: There is no host data for specified kind of payload.

**Response:**

The FRU callouts are calculated at the time of the failure. See the error log for the actual replacement strategy.

---

**BC201A09****Explanation:**

During processor/memory subsystem initialization, an error was encountered.

**Response:**

The FRU callouts are calculated at the time of the failure. Examine the error log for the actual replacement strategy.

---

**BC201A0A****Explanation:**

During processor/memory subsystem initialization, an error was encountered: NACA data doesn't seem right.

**Response:**

The FRU callouts are calculated at the time of the failure. See the error log for the actual replacement strategy.

---

**BC201A0B****Explanation:**

During processor/memory subsystem initialization, an error was encountered: HDAT data block falls outside valid range.

**Response:**

The FRU callouts are calculated at the time of the failure. See the error log for the actual replacement strategy.

---

**BC201A0C****Explanation:**

During processor/memory subsystem initialization, an error was encountered: Unknown section requested.

**Response:**

The FRU callouts are calculated at the time of the failure. See the error log for the actual replacement strategy.

---

**BC201A0E****Explanation:**

During processor/memory subsystem initialization, an error was encountered.

**Response:**

The FRU callouts are calculated at the time of the failure. Examine the error log for the actual replacement strategy.

---

**BC201A0F****Explanation:**

During processor/memory subsystem initialization, an error was encountered.

**Response:**

The FRU callouts are calculated at the time of the failure. Examine the error log for the actual replacement strategy.

---

**BC201A10****Explanation:**

During processor/memory subsystem initialization, an error was encountered.

**Response:**

The FRU callouts are calculated at the time of the failure. Examine the error log for the actual replacement strategy.

---

**BC201A11****Explanation:**

During processor/memory subsystem initialization, an error was encountered.

**Response:**

The FRU callouts are calculated at the time of the failure. Examine the error log for the actual replacement strategy.

---

**BC201A12****Explanation:**

During processor/memory subsystem initialization, an error was encountered.

**Response:**

The FRU callouts are calculated at the time of the failure. Examine the error log for the actual replacement strategy.

---

**BC201A14****Explanation:**

During processor/memory subsystem initialization, an error was encountered.

**Response:**

The FRU callouts are calculated at the time of the failure. Examine the error log for the actual replacement strategy.

---

**BC201A15****Explanation:**

During processor/memory subsystem initialization, an error was encountered.

**Response:**

The FRU callouts are calculated at the time of the failure. Examine the error log for the actual replacement strategy.

---

**BC201A16****Explanation:**

During processor/memory subsystem initialization, an error was encountered: Could not find a valid SPIRA of any type.

**Response:**

The FRU callouts are calculated at the time of the failure. See the error log for the actual replacement strategy.

---

**BC201A18****Explanation:**

During processor/memory subsystem initialization, an error was encountered.

**Response:**

The FRU callouts are calculated at the time of the failure. Examine the error log for the actual replacement strategy.

---

**BC201A19****Explanation:**

During processor/memory subsystem initialization, an error was encountered: No associated DMI targeting target(s) found for given MEMBUF targeting target.

**Response:**

The FRU callouts are calculated at the time of the failure. See the error log for the actual replacement strategy.

---

**BC201A1A****Explanation:**

During processor/memory subsystem initialization, an error was encountered: The targeting type of the input targeting target is not supported by runtime code.

**Response:**

The FRU callouts are calculated at the time of the failure. See the error log for the actual replacement strategy.

---

**BC201A1B****Explanation:**

During processor/memory subsystem initialization, an error was encountered: No processor targeting target was found for the given targeting target.

**Response:**

The FRU callouts are calculated at the time of the failure. See the error log for the actual replacement strategy.

---

**BC201A1C**

**Explanation:**

Kernel failed to unmap memory.

**Response:**

The FRU callouts are calculated at the time of the failure. See the error log for the actual replacement strategy.

---

**BC201A1D**

**Explanation:**

During processor/memory subsystem initialization, an error was encountered: PM load complex unknown mode.

**Response:**

The FRU callouts are calculated at the time of the failure. See the error log for the actual replacement strategy.

---

**BC201A1E**

**Explanation:**

During processor/memory subsystem initialization, an error was encountered: HCODE scom update runtime interface not linked.

**Response:**

The FRU callouts are calculated at the time of the failure. See the error log for the actual replacement strategy.

---

**BC201A1F**

**Explanation:**

During processor/memory subsystem initialization, an error was encountered: HCODE SCOM update error.

**Response:**

The FRU callouts are calculated at the time of the failure. See the error log for the actual replacement strategy.

---

**BC201A20**

**Explanation:**

Firmware error during boot.

**Response:**

The FRU callouts are calculated at the time of the failure. See the error log for the actual replacement strategy.

---

**BC201A21**

**Explanation:**

Platform security problem detected.

**Response:**

The FRU callouts are calculated at the time of the failure. See the error log for the actual replacement strategy.

---

**BC201A22**

**Explanation:**

Platform security problem detected.

**Response:**

The FRU callouts are calculated at the time of the failure. See the error log for the actual replacement strategy.

---

**BC201A23**

**Explanation:**

Unexpected boot firmware error.

**Response:**

The FRU callouts are calculated at the time of the failure. See the error log for the actual replacement strategy.

---

**BC201A24**

**Explanation:**

Platform security problem detected.

**Response:**

The FRU callouts are calculated at the time of the failure. See the error log for the actual replacement strategy.

---

**BC201A25**

**Explanation:**

Platform security problem detected.

**Response:**

The FRU callouts are calculated at the time of the failure. See the error log for the actual replacement strategy.

---

**BC201A26**

**Explanation:**

Unexpected boot firmware error.

**Response:**

The FRU callouts are calculated at the time of the failure. See the error log for the actual replacement strategy.

---

**BC201A27**

**Explanation:**

During processor/memory subsystem initialization, an error was encountered: Unable to fill in HB data memory.

**Response:**

The FRU callouts are calculated at the time of the failure. See the error log for the actual replacement strategy.

---

**BC201A28****Explanation:**

Internal system error occurred.

**Response:**

The FRU callouts are calculated at the time of the failure. See the error log for the actual replacement strategy.

---

**BC201A29****Explanation:**

Internal system error occurred.

**Response:**

The FRU callouts are calculated at the time of the failure. See the error log for the actual replacement strategy.

---

**BC201A2A****Explanation:**

Platform security problem detected.

**Response:**

The FRU callouts are calculated at the time of the failure. See the error log for the actual replacement strategy.

---

**BC201A2B****Explanation:**

Platform security problem detected.

**Response:**

The FRU callouts are calculated at the time of the failure. See the error log for the actual replacement strategy.

---

**BC201A2C****Explanation:**

Platform security problem detected.

**Response:**

The FRU callouts are calculated at the time of the failure. See the error log for the actual replacement strategy.

---

**BC201A2D****Explanation:**

Platform security problem detected.

**Response:**

The FRU callouts are calculated at the time of the failure. See the error log for the actual replacement strategy.

---

**BC201A2E****Explanation:**

Platform security problem detected.

**Response:**

The FRU callouts are calculated at the time of the failure. See the error log for the actual replacement strategy.

---

**BC201A2F****Explanation:**

Platform security problem detected.

**Response:**

The FRU callouts are calculated at the time of the failure. See the error log for the actual replacement strategy.

---

**BC201A30****Explanation:**

Platform security problem detected.

**Response:**

The FRU callouts are calculated at the time of the failure. See the error log for the actual replacement strategy.

---

**BC201A31****Explanation:**

Platform security problem detected.

**Response:**

The FRU callouts are calculated at the time of the failure. See the error log for the actual replacement strategy.

---

**BC201A32****Explanation:**

During processor/memory subsystem initialization, an error was encountered: Error with Firmware Notify request.

**Response:**

The FRU callouts are calculated at the time of the failure. See the error log for the actual replacement strategy.

---

**BC201A34****Explanation:**

During processor/memory subsystem initialization, an error was encountered: SBE error recovery attempt failed.

**Response:**

The FRU callouts are calculated at the time of the failure. See the error log for the actual replacement strategy.

---

**BC201A35****Explanation:**

During processor/memory subsystem initialization, an error was encountered: SBE error recovery attempt failed.

**Response:**



The FRU callouts are calculated at the time of the failure. See the error log for the actual replacement strategy.

---

**BC201A37****Explanation:**

During processor/memory subsystem initialization, an error was encountered: The Firmware Request call failed.

**Response:**

The FRU callouts are calculated at the time of the failure. See the error log for the actual replacement strategy.

---

**BC201A38****Explanation:**

During processor/memory subsystem initialization, an error was encountered: The Firmware Request call failed.

**Response:**

The FRU callouts are calculated at the time of the failure. See the error log for the actual replacement strategy.

---

**BC201A39****Explanation:**

During processor/memory subsystem initialization, an error was encountered: The Firmware Request call failed.

**Response:**

The FRU callouts are calculated at the time of the failure. See the error log for the actual replacement strategy.

---

**BC201A3A****Explanation:**

Firmware encountered an internal error.

**Response:**

The FRU callouts are calculated at the time of the failure. See the error log for the actual replacement strategy.

---

**BC201A3B****Explanation:**

Firmware encountered an internal error.

**Response:**

The FRU callouts are calculated at the time of the failure. See the error log for the actual replacement strategy.

---

**BC201A3C****Explanation:**

During processor/memory subsystem initialization, an error was encountered: Attribute failed to update on HBRT side.

**Response:**

The FRU callouts are calculated at the time of the failure. See the error log for the actual replacement strategy.

---

**BC201A3D****Explanation:**

Hostboot attempted to reserve memory outside of allowed range.

**Response:**

The FRU callouts are calculated at the time of the failure. See the error log for the actual replacement strategy.

---

**BC201A3E****Explanation:**

During processor/memory subsystem initialization, an error was encountered: messages from other nodes have not returned in time.

**Response:**

The FRU callouts are calculated at the time of the failure. See the error log for the actual replacement strategy.

---

**BC201A3F****Explanation:**

During processor/memory subsystem initialization, an error was encountered: sendSBESystemConfig timer thread failed.

**Response:**

The FRU callouts are calculated at the time of the failure. See the error log for the actual replacement strategy.

---

**BC201A40****Explanation:**

Informational log containing historic data.

**Response:**

The FRU callouts are calculated at the time of the failure. See the error log for the actual replacement strategy.

---

**BC201A42****Explanation:**

Failure in the security subsystem.

**Response:**

The FRU callouts are calculated at the time of the failure. See the error log for the actual replacement strategy.

---

**BC201A43****Explanation:**

Failure in the security subsystem.

**Response:**

The FRU callouts are calculated at the time of the failure. See the error log for the actual replacement strategy.

---

**BC201A44****Explanation:**

Firmware error initializing system data structures during boot.

**Response:**

The FRU callouts are calculated at the time of the failure. See the error log for the actual replacement strategy.

---

**BC201B01****Explanation:**

Boot firmware has crashed with an internal error.

**Response:**

The FRU callouts are calculated at the time of the failure. See the error log for the actual replacement strategy.

---

**BC201B02****Explanation:**

Boot firmware has crashed with an internal error.

**Response:**

The FRU callouts are calculated at the time of the failure. See the error log for the actual replacement strategy.

---

**BC201B03****Explanation:**

Boot firmware has crashed with an internal error.

**Response:**

The FRU callouts are calculated at the time of the failure. See the error log for the actual replacement strategy.

---

**BC201C01****Explanation:**

During processor/memory subsystem initialization, an error was encountered.

**Response:**

The FRU callouts are calculated at the time of the failure. Examine the error log for the actual replacement strategy.

---

**BC201C02****Explanation:**

During processor/memory subsystem initialization, an error was encountered.

**Response:**

The FRU callouts are calculated at the time of the failure. Examine the error log for the actual replacement strategy.

---

**BC201C03****Explanation:**

During processor/memory subsystem initialization, an error was encountered: System configuration does not have a Parent DMI for the current centaur.

**Response:**

The FRU callouts are calculated at the time of the failure. See the error log for the actual replacement strategy.

---

**BC201C05****Explanation:**

During processor/memory subsystem initialization, an error was encountered: SUE Encountered when collecting IBSCOM Error Data.

**Response:**

The FRU callouts are calculated at the time of the failure. See the error log for the actual replacement strategy.

---

**BC201C06****Explanation:**

During processor/memory subsystem initialization, an error was encountered: Bus failure when attempting to perform IBSCOM operation. IBSCOM disabled.

**Response:**

The FRU callouts are calculated at the time of the failure. See the error log for the actual replacement strategy.

---

**BC201C07****Explanation:**

During processor/memory subsystem initialization, an error was encountered.

**Response:**

The FRU callouts are calculated at the time of the failure. Examine the error log for the actual replacement strategy.

---

**BC201C08****Explanation:**

During processor/memory subsystem initialization, an error was encountered: PIB error when attempting to perform IBSCOM operation.

**Response:**

The FRU callouts are calculated at the time of the failure. See the error log for the actual replacement strategy.

---

**BC201C09****Explanation:**

During processor/memory subsystem initialization, an error was encountered: Detected error doesn't match the address we failed on.

**Response:**

The FRU callouts are calculated at the time of the failure. See the error log for the actual replacement strategy.

---

**BC201C0A****Explanation:**

During processor/memory subsystem initialization, an error was encountered: Previous error disabled ibscom, so forcing a retry via FSI.

**Response:**

The FRU callouts are calculated at the time of the failure. See the error log for the actual replacement strategy.

---

**BC201D01****Explanation:**

A problem occurred during the IPL of the system.

**Response:**

The FRU callouts are calculated at the time of the failure. See the error log for the actual replacement strategy.

---

**BC201D03****Explanation:**

During processor/memory subsystem initialization, an error was encountered: The record enumeration did not have a corresponding string value.

**Response:**

The FRU callouts are calculated at the time of the failure. See the error log for the actual replacement strategy.

---

**BC201D04****Explanation:**

A problem occurred during the IPL of the system.

**Response:**

The FRU callouts are calculated at the time of the failure. See the error log for the actual replacement strategy.

---

**BC201D05****Explanation:**

During processor/memory subsystem initialization, an error was encountered: Record name does not match value expected for offset read.

**Response:**

The FRU callouts are calculated at the time of the failure. See the error log for the actual replacement strategy.

---

**BC201D06****Explanation:**

During processor/memory subsystem initialization, an error was encountered: Buffer for checking Presence Detect was not the correct size.

**Response:**

The FRU callouts are calculated at the time of the failure. See the error log for the actual replacement strategy.

---

**BC201D07****Explanation:**

During processor/memory subsystem initialization, an error was encountered: Invalid Basic Memory Type.

**Response:**

The FRU callouts are calculated at the time of the failure. See the error log for the actual replacement strategy.

---

**BC201D09****Explanation:**

A problem occurred during the IPL of the system.

**Response:**

The FRU callouts are calculated at the time of the failure. See the error log for the actual replacement strategy.

---

**BC201D0B****Explanation:**

A problem occurred during the IPL of the system.

**Response:**

The FRU callouts are calculated at the time of the failure. See the error log for the actual replacement strategy.

---

**BC201D0D****Explanation:**

A problem occurred during the IPL of the system.

**Response:**

The FRU callouts are calculated at the time of the failure. See the error log for the actual replacement strategy.

---

**BC201D0E****Explanation:**

A problem occurred during the IPL of the system.

**Response:**

The FRU callouts are calculated at the time of the failure. See the error log for the actual replacement strategy.

---

**BC201D0F****Explanation:**

A problem occurred during the IPL of the system.

**Response:**

The FRU callouts are calculated at the time of the failure. See the error log for the actual replacement strategy.

---

**BC201D10****Explanation:**

A problem occurred during the IPL of the system.

**Response:**

The FRU callouts are calculated at the time of the failure. See the error log for the actual replacement strategy.

---

**BC201D11****Explanation:**

A problem occurred during the IPL of the system.

**Response:**

The FRU callouts are calculated at the time of the failure. See the error log for the actual replacement strategy.

---

**BC201D13****Explanation:**

A problem occurred during the IPL of the system.

**Response:**

The FRU callouts are calculated at the time of the failure. Examine the error log for the actual replacement strategy.

---

**BC201D14****Explanation:**

A problem occurred during the IPL of the system.

**Response:**

The FRU callouts are calculated at the time of the failure. See the error log for the actual replacement strategy.

---

**BC201D15****Explanation:**

A problem occurred during the IPL of the system.

**Response:**

The FRU callouts are calculated at the time of the failure. See the error log for the actual replacement strategy.

---

**BC201D16****Explanation:**

During processor/memory subsystem initialization, an error was encountered: Requested VPD type is invalid or not supported at runtime.

**Response:**

The FRU callouts are calculated at the time of the failure. See the error log for the actual replacement strategy.

---

**BC201D18****Explanation:**

During processor/memory subsystem initialization, an error was encountered.

**Response:**

The FRU callouts are calculated at the time of the failure. Examine the error log for the actual replacement strategy.

---

**BC201D19****Explanation:**

During processor/memory subsystem initialization, an error was encountered.

**Response:**

The FRU callouts are calculated at the time of the failure. Examine the error log for the actual replacement strategy.

---

**BC201D1A****Explanation:**

During processor/memory subsystem initialization, an error was encountered: Hypervisor returned NULL address for VPD.

**Response:**

The FRU callouts are calculated at the time of the failure. See the error log for the actual replacement strategy.

---

**BC201D1B****Explanation:**

During processor/memory subsystem initialization, an error was encountered: Reserved size in memory insufficient for runtime VPD.

**Response:**

The FRU callouts are calculated at the time of the failure. See the error log for the actual replacement strategy.

---

**BC201D1C****Explanation:**

During processor/memory subsystem initialization, an error was encountered.

**Response:**

The FRU callouts are calculated at the time of the failure. Examine the error log for the actual replacement strategy.

---

**BC201D30****Explanation:**

During processor/memory subsystem initialization, an error was encountered: The VHDR was invalid.

**Response:**

The FRU callouts are calculated at the time of the failure. See the error log for the actual replacement strategy.

---

**BC201D31****Explanation:**

During processor/memory subsystem initialization, an error was encountered: Unable to resolve the VPD source (PNOR or SEEPROM).

**Response:**

The FRU callouts are calculated at the time of the failure. See the error log for the actual replacement strategy.

---

**BC201D32****Explanation:**

During processor/memory subsystem initialization, an error was encountered: writePNOR mm\_remove\_pages FLUSH failed.

**Response:**

The FRU callouts are calculated at the time of the failure. See the error log for the actual replacement strategy.

---

**BC201D33****Explanation:**

During processor/memory subsystem initialization, an error was encountered: Unexpected target type.

**Response:**

The FRU callouts are calculated at the time of the failure. See the error log for the actual replacement strategy.

---

**BC201D34****Explanation:**

During processor/memory subsystem initialization, an error was encountered: Unable to resolve the VPD destination (PNOR or SEEPROM).

**Response:**

The FRU callouts are calculated at the time of the failure. See the error log for the actual replacement strategy.

---

**BC201D35****Explanation:**

Fatal firmware boot error.

**Response:**

The FRU callouts are calculated at the time of the failure. See the error log for the actual replacement strategy.

---

**BC201D36****Explanation:**

During processor/memory subsystem initialization, an error was encountered: Invalid data length.

**Response:**

The FRU callouts are calculated at the time of the failure. See the error log for the actual replacement strategy.

---

**BC201D37****Explanation:**

During processor/memory subsystem initialization, an error was encountered: MBOX send not supported in HBRT.

**Response:**

The FRU callouts are calculated at the time of the failure. See the error log for the actual replacement strategy.

---

**BC201D3B****Explanation:**

During processor/memory subsystem initialization, an error was encountered: Node for VPD is too large.

**Response:**

The FRU callouts are calculated at the time of the failure. See the error log for the actual replacement strategy.

---

**BC201D3C****Explanation:**

Firmware error writing VPD.

**Response:**

The FRU callouts are calculated at the time of the failure. See the error log for the actual replacement strategy.

---

**BC201D3D****Explanation:**

Runtime vital product data update failure.

**Response:**

The FRU callouts are calculated at the time of the failure. See the error log for the actual replacement strategy.

---

**BC201D3E****Explanation:**

Firmware configuration error.

**Response:**

The FRU callouts are calculated at the time of the failure. See the error log for the actual replacement strategy.

---

**BC201D3F****Explanation:**

Firmware error during boot.

**Response:**

The FRU callouts are calculated at the time of the failure. See the error log for the actual replacement strategy.

---

**BC201E01****Explanation:**

During processor/memory subsystem initialization, an error was encountered.

**Response:**

The FRU callouts are calculated at the time of the failure. Examine the error log for the actual replacement strategy.

---

**BC201E02****Explanation:**

During processor/memory subsystem initialization, an error was encountered.

**Response:**

The FRU callouts are calculated at the time of the failure. Examine the error log for the actual replacement strategy.

---

**BC201E03****Explanation:**

A problem occurred during the IPL of the system.

**Response:**

The FRU callouts are calculated at the time of the failure. Examine the error log for the actual replacement strategy.

---

**BC201E05****Explanation:**

A problem occurred during the IPL of the system.

**Response:**

The FRU callouts are calculated at the time of the failure. See the error log for the actual replacement strategy.

---

**BC201E06****Explanation:**

A problem occurred during the IPL of the system.

**Response:**

The FRU callouts are calculated at the time of the failure. Examine the error log for the actual replacement strategy.

---

**BC201E07****Explanation:**

Secure Boot firmware validation failed.

**Response:**

The FRU callouts are calculated at the time of the failure. See the error log for the actual replacement strategy.

---

**BC201E09****Explanation:**

Unexpected internal firmware error.

**Response:**

The FRU callouts are calculated at the time of the failure. See the error log for the actual replacement strategy.

---

**BC201E0B****Explanation:**

Security failure occurred during the IPL of the system.

**Response:**

The FRU callouts are calculated at the time of the failure. See the error log for the actual replacement strategy.

---

**BC201E0C****Explanation:**

Boot firmware integrity issue; Reinstall boot firmware.

**Response:**

The FRU callouts are calculated at the time of the failure. See the error log for the actual replacement strategy.

---

**BC201E0D****Explanation:**

Firmware Error.

**Response:**

The FRU callouts are calculated at the time of the failure. See the error log for the actual replacement strategy.

---

**BC201E0E****Explanation:**

Platform security problem detected.

**Response:**

The FRU callouts are calculated at the time of the failure. See the error log for the actual replacement strategy.

---

**BC201E0F****Explanation:**

Firmware Error.

**Response:**

The FRU callouts are calculated at the time of the failure. See the error log for the actual replacement strategy.

---

**BC201E10****Explanation:**

Firmware Error.

**Response:**

The FRU callouts are calculated at the time of the failure. See the error log for the actual replacement strategy.

---

**BC201E11****Explanation:**

Firmware Error.

**Response:**

The FRU callouts are calculated at the time of the failure. See the error log for the actual replacement strategy.

---

**BC201E12**

**Explanation:**

Firmware Error.

**Response:**

The FRU callouts are calculated at the time of the failure. See the error log for the actual replacement strategy.

---

**BC201E13**

**Explanation:**

Boot firmware integrity issue; Reinstall boot firmware.

**Response:**

The FRU callouts are calculated at the time of the failure. See the error log for the actual replacement strategy.

---

**BC201E14**

**Explanation:**

Secure Boot failure.

**Response:**

The FRU callouts are calculated at the time of the failure. See the error log for the actual replacement strategy.

---

**BC201E15**

**Explanation:**

Planar jumper configuration.

**Response:**

The FRU callouts are calculated at the time of the failure. See the error log for the actual replacement strategy.

---

**BC201E16**

**Explanation:**

A problem occurred during the IPL of the system.

**Response:**

The FRU callouts are calculated at the time of the failure. See the error log for the actual replacement strategy.

---

**BC201E17**

**Explanation:**

Could not allocate any requested SMF memory.

**Response:**

The FRU callouts are calculated at the time of the failure. See the error log for the actual replacement strategy.

---

**BC201E18**

**Explanation:**

SMF secure memory allocation request altered to satisfy memory allocation rules.

**Response:**

The FRU callouts are calculated at the time of the failure. See the error log for the actual replacement strategy.

---

**BC201E20**

**Explanation:**

Trusted Boot failure.

**Response:**

The FRU callouts are calculated at the time of the failure. See the error log for the actual replacement strategy.

---

**BC201E21**

**Explanation:**

Trusted Boot failure.

**Response:**

The FRU callouts are calculated at the time of the failure. See the error log for the actual replacement strategy.

---

**BC201E22**

**Explanation:**

Trusted Boot failure.

**Response:**

The FRU callouts are calculated at the time of the failure. See the error log for the actual replacement strategy.

---

**BC201E23**

**Explanation:**

Trusted Boot failure.

**Response:**

The FRU callouts are calculated at the time of the failure. See the error log for the actual replacement strategy.

---

**BC201E24**

**Explanation:**

Trusted Boot failure.

**Response:**

The FRU callouts are calculated at the time of the failure. See the error log for the actual replacement strategy.

---

**BC201E25**

**Explanation:**

Trusted Boot failure.

**Response:**

The FRU callouts are calculated at the time of the failure. See the error log for the actual replacement strategy.

---

**BC201E26****Explanation:**

Trusted Boot failure.

**Response:**

The FRU callouts are calculated at the time of the failure. See the error log for the actual replacement strategy.

---

**BC201E27****Explanation:**

Secure Boot failure.

**Response:**

The FRU callouts are calculated at the time of the failure. See the error log for the actual replacement strategy.

---

**BC201E28****Explanation:**

Secure Boot failure.

**Response:**

The FRU callouts are calculated at the time of the failure. See the error log for the actual replacement strategy.

---

**BC201E29****Explanation:**

Secure Boot failure.

**Response:**

The FRU callouts are calculated at the time of the failure. See the error log for the actual replacement strategy.

---

**BC201E2A****Explanation:**

Secure Boot failure.

**Response:**

The FRU callouts are calculated at the time of the failure. See the error log for the actual replacement strategy.

---

**BC201E2B****Explanation:**

Secure Boot failure.

**Response:**

The FRU callouts are calculated at the time of the failure. See the error log for the actual replacement strategy.

---

**BC201E2D****Explanation:**

During processor/memory subsystem initialization, an error was encountered: Could not fetch primary TPM's Log.

**Response:**

The FRU callouts are calculated at the time of the failure. See the error log for the actual replacement strategy.

---

**BC201E30****Explanation:**

Trusted Boot failure.

**Response:**

The FRU callouts are calculated at the time of the failure. See the error log for the actual replacement strategy.

---

**BC201E31****Explanation:**

Trusted Boot failure.

**Response:**

The FRU callouts are calculated at the time of the failure. See the error log for the actual replacement strategy.

---

**BC201E32****Explanation:**

Trusted Boot failure.

**Response:**

The FRU callouts are calculated at the time of the failure. See the error log for the actual replacement strategy.

---

**BC201E33****Explanation:**

Trusted Boot failure.

**Response:**

The FRU callouts are calculated at the time of the failure. See the error log for the actual replacement strategy.

---

**BC201E34****Explanation:**

Trusted Boot failure.

**Response:**

The FRU callouts are calculated at the time of the failure. See the error log for the actual replacement strategy.

---

**BC201E41****Explanation:**

A problem occurred during the IPL of the system.

**Response:**



The FRU callouts are calculated at the time of the failure. See the error log for the actual replacement strategy.

---

**BC201E42****Explanation:**

A problem occurred during the IPL of the system.

**Response:**

The FRU callouts are calculated at the time of the failure. See the error log for the actual replacement strategy.

---

**BC201E43****Explanation:**

A problem occurred during the IPL of the system.

**Response:**

The FRU callouts are calculated at the time of the failure. See the error log for the actual replacement strategy.

---

**BC201E44****Explanation:**

Physical Presence was Asserted.

**Response:**

The FRU callouts are calculated at the time of the failure. See the error log for the actual replacement strategy.

---

**BC201E45****Explanation:**

Re-IPLing to open a Physical Presence Window.

**Response:**

The FRU callouts are calculated at the time of the failure. See the error log for the actual replacement strategy.

---

**BC201E46****Explanation:**

A problem occurred during the IPL of the system.

**Response:**

The FRU callouts are calculated at the time of the failure. See the error log for the actual replacement strategy.

---

**BC201E47****Explanation:**

Detected Special Key Clear Request.

**Response:**

The FRU callouts are calculated at the time of the failure. See the error log for the actual replacement strategy.

---

**BC201EA0****Explanation:**

During processor/memory subsystem initialization, an error was encountered: Invalid operation type.

**Response:**

The FRU callouts are calculated at the time of the failure. See the error log for the actual replacement strategy.

---

**BC201EA1****Explanation:**

During processor/memory subsystem initialization, an error was encountered: No Trusted Platform Modules (TPM) found in system.

**Response:**

The FRU callouts are calculated at the time of the failure. See the error log for the actual replacement strategy.

---

**BC201EA2****Explanation:**

During processor/memory subsystem initialization, an error was encountered: Command failure reading Trusted Platform Module (TPM) FW version.

**Response:**

The FRU callouts are calculated at the time of the failure. See the error log for the actual replacement strategy.

---

**BC201EA3****Explanation:**

During processor/memory subsystem initialization, an error was encountered: Command failure reading Trusted Platform Module (TPM) FW version.

**Response:**

The FRU callouts are calculated at the time of the failure. See the error log for the actual replacement strategy.

---

**BC201EA4****Explanation:**

During processor/memory subsystem initialization, an error was encountered: Command failure reading Trusted Platform Module (TPM) FW version.

**Response:**

The FRU callouts are calculated at the time of the failure. See the error log for the actual replacement strategy.

---

**BC201EA5****Explanation:**

During processor/memory subsystem initialization, an error was encountered: Command failure reading Trusted Platform Module (TPM) FW version.

**Response:**

The FRU callouts are calculated at the time of the failure. See the error log for the actual replacement strategy.

---

**BC201EA6****Explanation:**

During processor/memory subsystem initialization, an error was encountered: Unsupported command code during marshal.

**Response:**

The FRU callouts are calculated at the time of the failure. See the error log for the actual replacement strategy.

---

**BC201EA7****Explanation:**

During processor/memory subsystem initialization, an error was encountered: Marshaling error detected.

**Response:**

The FRU callouts are calculated at the time of the failure. See the error log for the actual replacement strategy.

---

**BC201EA8****Explanation:**

During processor/memory subsystem initialization, an error was encountered: Unsupported command code during unmarshal.

**Response:**

The FRU callouts are calculated at the time of the failure. See the error log for the actual replacement strategy.

---

**BC201EA9****Explanation:**

During processor/memory subsystem initialization, an error was encountered: Unmarshaling error detected.

**Response:**

The FRU callouts are calculated at the time of the failure. See the error log for the actual replacement strategy.

---

**BC201EAA****Explanation:**

During processor/memory subsystem initialization, an error was encountered: TPM log buffer add failure.

**Response:**

The FRU callouts are calculated at the time of the failure. See the error log for the actual replacement strategy.

---

**BC201F01****Explanation:**

During processor/memory subsystem initialization, an error was encountered: IPC service provider received an unexpected message.

**Response:**

The FRU callouts are calculated at the time of the failure. See the error log for the actual replacement strategy.

---

**BC202101****Explanation:**

During processor/memory subsystem initialization, an error was encountered.

**Response:**

The FRU callouts are calculated at the time of the failure. Examine the error log for the actual replacement strategy.

---

**BC202102****Explanation:**

During processor/memory subsystem initialization, an error was encountered.

**Response:**

The FRU callouts are calculated at the time of the failure. Examine the error log for the actual replacement strategy.

---

**BC202201****Explanation:**

A problem occurred while updating processor boot code.

**Response:**

The FRU callouts are calculated at the time of the failure. See the error log for the actual replacement strategy.

---

**BC202202****Explanation:**

A problem occurred while updating processor boot code.

**Response:**

The FRU callouts are calculated at the time of the failure. See the error log for the actual replacement strategy.

---

**BC202203****Explanation:**

A problem occurred while updating processor boot code.

**Response:**

The FRU callouts are calculated at the time of the failure. See the error log for the actual replacement strategy.

---

**BC202204****Explanation:**

A problem occurred while updating processor boot code.

**Response:**

The FRU callouts are calculated at the time of the failure. See the error log for the actual replacement strategy.

---

**BC202206**

**Explanation:**

A problem occurred while updating processor boot code.

**Response:**

The FRU callouts are calculated at the time of the failure. See the error log for the actual replacement strategy.

---

**BC202207**

**Explanation:**

A problem occurred while updating processor boot code.

**Response:**

The FRU callouts are calculated at the time of the failure. See the error log for the actual replacement strategy.

---

**BC202208**

**Explanation:**

A problem occurred while updating processor boot code.

**Response:**

The FRU callouts are calculated at the time of the failure. See the error log for the actual replacement strategy.

---

**BC20220A**

**Explanation:**

A problem occurred while updating processor boot code.

**Response:**

The FRU callouts are calculated at the time of the failure. See the error log for the actual replacement strategy.

---

**BC20220B**

**Explanation:**

A problem occurred while updating processor boot code.

**Response:**

The FRU callouts are calculated at the time of the failure. See the error log for the actual replacement strategy.

---

**BC20220D**

**Explanation:**

A problem occurred while updating processor boot code.

**Response:**

The FRU callouts are calculated at the time of the failure. See the error log for the actual replacement strategy.

---

**BC20220E**

**Explanation:**

During processor/memory subsystem initialization, an error was encountered: Invalid Boot SEEPROM Side Found.

**Response:**

The FRU callouts are calculated at the time of the failure. See the error log for the actual replacement strategy.

---

**BC20220F**

**Explanation:**

ECC or Data Miscompare Fail Reading Back Self Boot Engine (SBE) Version Information.

**Response:**

The FRU callouts are calculated at the time of the failure. See the error log for the actual replacement strategy.

---

**BC202210**

**Explanation:**

A problem occurred while updating processor boot code.

**Response:**

The FRU callouts are calculated at the time of the failure. See the error log for the actual replacement strategy.

---

**BC202211**

**Explanation:**

A problem occurred while updating processor boot code.

**Response:**

The FRU callouts are calculated at the time of the failure. See the error log for the actual replacement strategy.

---

**BC202212**

**Explanation:**

Successful Update of Self Boot Engine (SBE) SEEPROM SBE Version Information.

**Response:**

The FRU callouts are calculated at the time of the failure. See the error log for the actual replacement strategy.

---

**BC202213**

**Explanation:**

Self Boot Engine (SBE) Version Mismatch with Master Target.

**Response:**

The FRU callouts are calculated at the time of the failure. See the error log for the actual replacement strategy.

---

**BC202214**

**Explanation:**

During processor/memory subsystem initialization, an error was encountered: Error Associated with Updating this Target.

**Response:**

The FRU callouts are calculated at the time of the failure. See the error log for the actual replacement strategy.

---

**BC202215**

**Explanation:**

Self Boot Engine (SBE) Image Version Mismatch with Master Target.

**Response:**

The FRU callouts are calculated at the time of the failure. See the error log for the actual replacement strategy.

---

**BC202216**

**Explanation:**

A problem occurred while updating processor boot code.

**Response:**

The FRU callouts are calculated at the time of the failure. See the error log for the actual replacement strategy.

---

**BC202217**

**Explanation:**

Unsupported system configuration.

**Response:**

The FRU callouts are calculated at the time of the failure. See the error log for the actual replacement strategy.

---

**BC202218**

**Explanation:**

A problem occurred while updating processor boot code.

**Response:**

The FRU callouts are calculated at the time of the failure. See the error log for the actual replacement strategy.

---

**BC202219**

**Explanation:**

A problem occurred while updating processor boot code.

**Response:**

The FRU callouts are calculated at the time of the failure. See the error log for the actual replacement strategy.

---

**BC20221A**

**Explanation:**

A problem occurred while updating processor boot code.

**Response:**

The FRU callouts are calculated at the time of the failure. See the error log for the actual replacement strategy.

---

**BC20221B**

**Explanation:**

SBE is not being updated.

**Response:**

The FRU callouts are calculated at the time of the failure. See the error log for the actual replacement strategy.

---

**BC20221D**

**Explanation:**

Chip level is invalid.

**Response:**

The FRU callouts are calculated at the time of the failure. See the error log for the actual replacement strategy.

---

**BC20221E**

**Explanation:**

A problem occurred while updating processor boot code.

**Response:**

The FRU callouts are calculated at the time of the failure. See the error log for the actual replacement strategy.

---

**BC20221F**

**Explanation:**

A problem occurred while updating processor boot code.

**Response:**

The FRU callouts are calculated at the time of the failure. See the error log for the actual replacement strategy.

---

**BC202300**

**Explanation:**

A problem occurred during the IPL of the system.

**Response:**

The FRU callouts are calculated at the time of the failure. See the error log for the actual replacement strategy.

---

**BC202301****Explanation:**

A problem occurred during the IPL of the system.

**Response:**

The FRU callouts are calculated at the time of the failure. See the error log for the actual replacement strategy.

---

**BC202302****Explanation:**

A problem occurred during the IPL of the system.

**Response:**

The FRU callouts are calculated at the time of the failure. See the error log for the actual replacement strategy.

---

**BC202303****Explanation:**

A problem occurred during the IPL of the system.

**Response:**

The FRU callouts are calculated at the time of the failure. See the error log for the actual replacement strategy.

---

**BC202310****Explanation:**

A problem occurred during the IPL of the system.

**Response:**

The FRU callouts are calculated at the time of the failure. See the error log for the actual replacement strategy.

---

**BC202401****Explanation:**

Firmware error accessing internal bus during IPL.

**Response:**

The FRU callouts are calculated at the time of the failure. See the error log for the actual replacement strategy.

---

**BC202402****Explanation:**

Hardware error accessing internal bus during IPL.

**Response:**

The FRU callouts are calculated at the time of the failure. See the error log for the actual replacement strategy.

---

**BC202403****Explanation:**

Firmware error accessing internal bus during IPL.

**Response:**

The FRU callouts are calculated at the time of the failure. See the error log for the actual replacement strategy.

---

**BC202404****Explanation:**

Error(s) found in OPB Status Register.

**Response:**

The FRU callouts are calculated at the time of the failure. See the error log for the actual replacement strategy.

---

**BC202405****Explanation:**

Unsupported Reset Level requested.

**Response:**

The FRU callouts are calculated at the time of the failure. See the error log for the actual replacement strategy.

---

**BC202406****Explanation:**

Firmware error during boot flash diagnostics.

**Response:**

The FRU callouts are calculated at the time of the failure. See the error log for the actual replacement strategy.

---

**BC202407****Explanation:**

Firmware error during boot flash diagnostics.

**Response:**

The FRU callouts are calculated at the time of the failure. See the error log for the actual replacement strategy.

---

**BC202408****Explanation:**

Firmware error during boot flash diagnostics.

**Response:**

The FRU callouts are calculated at the time of the failure. See the error log for the actual replacement strategy.

---

**BC202409****Explanation:**

Firmware error during boot flash diagnostics.

**Response:**

The FRU callouts are calculated at the time of the failure. See the error log for the actual replacement strategy.

---

**BC20240A****Explanation:**

Error(s) found in LPCHC Status Register.

**Response:**

The FRU callouts are calculated at the time of the failure. See the error log for the actual replacement strategy.

---

**BC202501**

**Explanation:**

Firmware error during system boot.

**Response:**

The FRU callouts are calculated at the time of the failure. See the error log for the actual replacement strategy.

---

**BC202502**

**Explanation:**

Firmware error.

**Response:**

The FRU callouts are calculated at the time of the failure. See the error log for the actual replacement strategy.

---

**BC202503**

**Explanation:**

Firmware error during IPMI event handling.

**Response:**

The FRU callouts are calculated at the time of the failure. See the error log for the actual replacement strategy.

---

**BC202504**

**Explanation:**

During processor/memory subsystem initialization, an error was encountered: Command not valid for this sensor.

**Response:**

The FRU callouts are calculated at the time of the failure. See the error log for the actual replacement strategy.

---

**BC202505**

**Explanation:**

During processor/memory subsystem initialization, an error was encountered: Set sensor reading command failed.

**Response:**

The FRU callouts are calculated at the time of the failure. See the error log for the actual replacement strategy.

---

**BC202506**

**Explanation:**

During processor/memory subsystem initialization, an error was encountered: Set sensor reading command failed.

**Response:**

The FRU callouts are calculated at the time of the failure. See the error log for the actual replacement strategy.

---

**BC202507**

**Explanation:**

During processor/memory subsystem initialization, an error was encountered: Requested sensor is not present.

**Response:**

The FRU callouts are calculated at the time of the failure. See the error log for the actual replacement strategy.

---

**BC202508**

**Explanation:**

During processor/memory subsystem initialization, an error was encountered: Set sensor reading command failed.

**Response:**

The FRU callouts are calculated at the time of the failure. See the error log for the actual replacement strategy.

---

**BC202509**

**Explanation:**

Unexpected IPMI completion code from the BMC.

**Response:**

The FRU callouts are calculated at the time of the failure. See the error log for the actual replacement strategy.

---

**BC20250A**

**Explanation:**

The DCMI command to retrieve the power limit data from the BMC has failed, the user defined power limit cannot be applied.

**Response:**

The FRU callouts are calculated at the time of the failure. See the error log for the actual replacement strategy.

---

**BC20250B**

**Explanation:**

Request to get sensor reading IPMI completion code can be seen in userdata1 field of the log.

**Response:**

The FRU callouts are calculated at the time of the failure. See the error log for the actual replacement strategy.

---

**BC20250C**

**Explanation:**

During processor/memory subsystem initialization, an error was encountered: Request to get sensor type form the bmc failed.

**Response:**

The FRU callouts are calculated at the time of the failure. See the error log for the actual replacement strategy.

---

**BC20250D**

**Explanation:**

Unable to determine sensor information.

**Response:**

The FRU callouts are calculated at the time of the failure. See the error log for the actual replacement strategy.

---

**BC20250E**

**Explanation:**

During processor/memory subsystem initialization, an error was encountered: VPD data is invalid size.

**Response:**

The FRU callouts are calculated at the time of the failure. See the error log for the actual replacement strategy.

---

**BC20250F**

**Explanation:**

The passed in sensor number is not valid.

**Response:**

The FRU callouts are calculated at the time of the failure. See the error log for the actual replacement strategy.

---

**BC202510**

**Explanation:**

Unable to find a valid sensor setting.

**Response:**

The FRU callouts are calculated at the time of the failure. See the error log for the actual replacement strategy.

---

**BC202601**

**Explanation:**

During processor/memory subsystem initialization, an error was encountered: OCC is not valid.

**Response:**

The FRU callouts are calculated at the time of the failure. See the error log for the actual replacement strategy.

---

**BC202602**

**Explanation:**

During processor/memory subsystem initialization, an error was encountered: Throttle numerator calculated doesn't meet min utilization.

**Response:**

The FRU callouts are calculated at the time of the failure. See the error log for the actual replacement strategy.

---

**BC202603**

**Explanation:**

During processor/memory subsystem initialization, an error was encountered: Throttle HW procedure calculated an invalid numerator value.

**Response:**

The FRU callouts are calculated at the time of the failure. See the error log for the actual replacement strategy.

---

**BC202605**

**Explanation:**

During processor/memory subsystem initialization, an error was encountered: OCC not ready for target state.

**Response:**

The FRU callouts are calculated at the time of the failure. See the error log for the actual replacement strategy.

---

**BC202606**

**Explanation:**

During processor/memory subsystem initialization, an error was encountered: Unable to read attributes.

**Response:**

The FRU callouts are calculated at the time of the failure. See the error log for the actual replacement strategy.

---

**BC20260E**

**Explanation:**

During processor/memory subsystem initialization, an error was encountered: Unable to send cmd to OCC exception.

**Response:**

The FRU callouts are calculated at the time of the failure. See the error log for the actual replacement strategy.

---

**BC202616**

**Explanation:**

During processor/memory subsystem initialization, an error was encountered: OCCs did not all reach active state, system will be in Safe Mode.

**Response:**

The FRU callouts are calculated at the time of the failure. See the error log for the actual replacement strategy.

---

**BC202618**

**Explanation:**

During processor/memory subsystem initialization, an error was encountered: Invalid response length received.

**Response:**

The FRU callouts are calculated at the time of the failure. See the error log for the actual replacement strategy.

---

**BC202619**

**Explanation:**

During processor/memory subsystem initialization, an error was encountered: OCC response had checksum failure.

**Response:**

The FRU callouts are calculated at the time of the failure. See the error log for the actual replacement strategy.

---

**BC20261B**

**Explanation:**

During processor/memory subsystem initialization, an error was encountered: Invalid length in OCC response.

**Response:**

The FRU callouts are calculated at the time of the failure. See the error log for the actual replacement strategy.

---

**BC20261C**

**Explanation:**

During processor/memory subsystem initialization, an error was encountered: Invalid POLL response length.

**Response:**

The FRU callouts are calculated at the time of the failure. See the error log for the actual replacement strategy.

---

**BC20261D**

**Explanation:**

During processor/memory subsystem initialization, an error was encountered: Bad FRU data received in OCC error log.

**Response:**

The FRU callouts are calculated at the time of the failure. See the error log for the actual replacement strategy.

---

**BC202622**

**Explanation:**

During processor/memory subsystem initialization, an error was encountered: Invalid role is POLL response.

**Response:**

The FRU callouts are calculated at the time of the failure. See the error log for the actual replacement strategy.

---

**BC202623**

**Explanation:**

During processor/memory subsystem initialization, an error was encountered: Invalid OCC state requested.

**Response:**

The FRU callouts are calculated at the time of the failure. See the error log for the actual replacement strategy.

---

**BC202624**

**Explanation:**

During processor/memory subsystem initialization, an error was encountered: OCC comm not established or command is not supported.

**Response:**

The FRU callouts are calculated at the time of the failure. See the error log for the actual replacement strategy.

---

**BC202625**

**Explanation:**

During processor/memory subsystem initialization, an error was encountered: OCCs were not loaded/started successfully.

**Response:**

The FRU callouts are calculated at the time of the failure. See the error log for the actual replacement strategy.

---

**BC202626**

**Explanation:**

During processor/memory subsystem initialization, an error was encountered: OCC did not change to requested state.

**Response:**

The FRU callouts are calculated at the time of the failure. See the error log for the actual replacement strategy.

---

**BC202635**

**Explanation:**

During processor/memory subsystem initialization, an error was encountered: Timeout waiting for OCC response.

**Response:**

The FRU callouts are calculated at the time of the failure. See the error log for the actual replacement strategy.

---

**BC202645**

**Explanation:**

During processor/memory subsystem initialization, an error was encountered: No OCC target found for proc Target,.

---



**Response:**

The FRU callouts are calculated at the time of the failure. See the error log for the actual replacement strategy.

---

**BC202655****Explanation:**

During processor/memory subsystem initialization, an error was encountered: No OCC master was found.

**Response:**

The FRU callouts are calculated at the time of the failure. See the error log for the actual replacement strategy.

---

**BC202656****Explanation:**

During processor/memory subsystem initialization, an error was encountered: OCC reset threshold reached. Leaving OCCs in reset state.

**Response:**

The FRU callouts are calculated at the time of the failure. See the error log for the actual replacement strategy.

---

**BC202663****Explanation:**

During processor/memory subsystem initialization, an error was encountered: Invalid OCC error log data.

**Response:**

The FRU callouts are calculated at the time of the failure. See the error log for the actual replacement strategy.

---

**BC20267D****Explanation:**

During processor/memory subsystem initialization, an error was encountered: Bad FRU data received in OCC error log.

**Response:**

The FRU callouts are calculated at the time of the failure. See the error log for the actual replacement strategy.

---

**BC20267F****Explanation:**

During processor/memory subsystem initialization, an error was encountered: No FRU callouts found for non-info OCC Error.

**Response:**

The FRU callouts are calculated at the time of the failure. See the error log for the actual replacement strategy.

---

**BC202701****Explanation:**

During processor/memory subsystem initialization, an error was encountered: Invalid operation type.

**Response:**

The FRU callouts are calculated at the time of the failure. See the error log for the actual replacement strategy.

---

**BC202702****Explanation:**

A problem was detected during the IPL of the system: Device type not supported.

**Response:**

The FRU callouts are calculated at the time of the failure. See the error log for the actual replacement strategy.

---

**BC202703****Explanation:**

Unexpected trusted boot related failure.

**Response:**

The FRU callouts are calculated at the time of the failure. See the error log for the actual replacement strategy.

---

**BC202704****Explanation:**

During processor/memory subsystem initialization, an error was encountered: Invalid Trusted Platform Module (TPM) chip to access.

**Response:**

The FRU callouts are calculated at the time of the failure. See the error log for the actual replacement strategy.

---

**BC202705****Explanation:**

During processor/memory subsystem initialization, an error was encountered: I2C master entity path doesn't exist.

**Response:**

The FRU callouts are calculated at the time of the failure. See the error log for the actual replacement strategy.

---

**BC202706****Explanation:**

During processor/memory subsystem initialization, an error was encountered: I2C master path target is null.

**Response:**

The FRU callouts are calculated at the time of the failure. See the error log for the actual replacement strategy.

---

**BC202707****Explanation:**

During processor/memory subsystem initialization, an error was encountered: Invalid address offset size.

**Response:**

The FRU callouts are calculated at the time of the failure. See the error log for the actual replacement strategy.

---

**BC202708**

**Explanation:**

A problem occurred during the IPL of the system: TPM buffer is too large.

**Response:**

The FRU callouts are calculated at the time of the failure. See the error log for the actual replacement strategy.

---

**BC202709**

**Explanation:**

A problem occurred during the IPL of the system: TPM underflow.

**Response:**

The FRU callouts are calculated at the time of the failure. See the error log for the actual replacement strategy.

---

**BC20270A**

**Explanation:**

A problem occurred during the IPL of the system: TPM timeout.

**Response:**

The FRU callouts are calculated at the time of the failure. See the error log for the actual replacement strategy.

---

**BC20270B**

**Explanation:**

During processor/memory subsystem initialization, an error was encountered: Invalid operation type.

**Response:**

The FRU callouts are calculated at the time of the failure. See the error log for the actual replacement strategy.

---

**BC20270C**

**Explanation:**

During processor/memory subsystem initialization, an error was encountered: Invalid address offset size.

**Response:**

The FRU callouts are calculated at the time of the failure. See the error log for the actual replacement strategy.

---

**BC20270D**

**Explanation:**

A trusted platform module (TPM) that was expected to be present was not detected properly.

**Response:**

The FRU callouts are calculated at the time of the failure. See the error log for the actual replacement strategy.

---

**BC20270E**

**Explanation:**

Trusted boot problem detected.

**Response:**

The FRU callouts are calculated at the time of the failure. See the error log for the actual replacement strategy.

---

**BC20270F**

**Explanation:**

Trusted boot problem detected.

**Response:**

The FRU callouts are calculated at the time of the failure. See the error log for the actual replacement strategy.

---

**BC202710**

**Explanation:**

Unexpected trusted boot related failure.

**Response:**

The FRU callouts are calculated at the time of the failure. See the error log for the actual replacement strategy.

---

**BC202711**

**Explanation:**

Unexpected trusted boot related failure.

**Response:**

The FRU callouts are calculated at the time of the failure. See the error log for the actual replacement strategy.

---

**BC202801**

**Explanation:**

Firmware error communicating with boot device.

**Response:**

The FRU callouts are calculated at the time of the failure. See the error log for the actual replacement strategy.

---

**BC202802**

**Explanation:**

Firmware error communicating with boot device.

**Response:**

The FRU callouts are calculated at the time of the failure. See the error log for the actual replacement strategy.

---

**BC202803****Explanation:**

Firmware error communicating with boot device.

**Response:**

The FRU callouts are calculated at the time of the failure. See the error log for the actual replacement strategy.

---

**BC202804****Explanation:**

Firmware error communicating with boot device.

**Response:**

The FRU callouts are calculated at the time of the failure. See the error log for the actual replacement strategy.

---

**BC202806****Explanation:**

Firmware logic bug detected.

**Response:**

The FRU callouts are calculated at the time of the failure. See the error log for the actual replacement strategy.

---

**BC202810****Explanation:**

During processor/memory subsystem initialization, an error was encountered: Timeout waiting for upstream FIFO to have room to write.

**Response:**

The FRU callouts are calculated at the time of the failure. See the error log for the actual replacement strategy.

---

**BC202811****Explanation:**

During processor/memory subsystem initialization, an error was encountered: EOT not received before downstream buffer full.

**Response:**

The FRU callouts are calculated at the time of the failure. See the error log for the actual replacement strategy.

---

**BC202812****Explanation:**

During processor/memory subsystem initialization, an error was encountered: The distance to the status header is not within the response buffer.

**Response:**

The FRU callouts are calculated at the time of the failure. See the error log for the actual replacement strategy.

---

---

**BC202813****Explanation:**

During processor/memory subsystem initialization, an error was encountered: Status header does not start with magic number or non-zero primary or secondary status.

**Response:**

The FRU callouts are calculated at the time of the failure. See the error log for the actual replacement strategy.

---

**BC202814****Explanation:**

During processor/memory subsystem initialization, an error was encountered: Timeout waiting for downstream FIFO to have data to receive.

**Response:**

The FRU callouts are calculated at the time of the failure. See the error log for the actual replacement strategy.

---

**BC202815****Explanation:**

Firmware error communicating with boot device.

**Response:**

The FRU callouts are calculated at the time of the failure. See the error log for the actual replacement strategy.

---

**BC202816****Explanation:**

Firmware error communicating with boot device.

**Response:**

The FRU callouts are calculated at the time of the failure. See the error log for the actual replacement strategy.

---

**BC202817****Explanation:**

Firmware error communicating with boot device.

**Response:**

The FRU callouts are calculated at the time of the failure. See the error log for the actual replacement strategy.

---

**BC202818****Explanation:**

Firmware error communicating with boot device.

**Response:**

The FRU callouts are calculated at the time of the failure. See the error log for the actual replacement strategy.

---

**BC202819**

**Explanation:**

Firmware error communicating with boot device.

**Response:**

The FRU callouts are calculated at the time of the failure. See the error log for the actual replacement strategy.

---

**BC20281A****Explanation:**

During processor/memory subsystem initialization, an error was encountered: If the size of the FFDC package exceeds our allocated buffer size, we log it.

**Response:**

The FRU callouts are calculated at the time of the failure. See the error log for the actual replacement strategy.

---

**BC202831****Explanation:**

Firmware error communicating with boot device.

**Response:**

The FRU callouts are calculated at the time of the failure. See the error log for the actual replacement strategy.

---

**BC202832****Explanation:**

Firmware error communicating with boot device.

**Response:**

The FRU callouts are calculated at the time of the failure. See the error log for the actual replacement strategy.

---

**BC202833****Explanation:**

Firmware error communicating with boot device.

**Response:**

The FRU callouts are calculated at the time of the failure. See the error log for the actual replacement strategy.

---

**BC202834****Explanation:**

Firmware error communicating with boot device.

**Response:**

The FRU callouts are calculated at the time of the failure. See the error log for the actual replacement strategy.

---

**BC202835****Explanation:**

Firmware error communicating with boot device.

**Response:**

The FRU callouts are calculated at the time of the failure. See the error log for the actual replacement strategy.

---

**BC202836****Explanation:**

Firmware error communicating with boot device.

**Response:**

The FRU callouts are calculated at the time of the failure. See the error log for the actual replacement strategy.

---

**BC202837****Explanation:**

Firmware error communicating with boot device.

**Response:**

The FRU callouts are calculated at the time of the failure. See the error log for the actual replacement strategy.

---

**BC202838****Explanation:**

Firmware error communicating with boot device.

**Response:**

The FRU callouts are calculated at the time of the failure. See the error log for the actual replacement strategy.

---

**BC202839****Explanation:**

Firmware error communicating with boot device.

**Response:**

The FRU callouts are calculated at the time of the failure. See the error log for the actual replacement strategy.

---

**BC20283A****Explanation:**

Firmware error communicating with boot device.

**Response:**

The FRU callouts are calculated at the time of the failure. See the error log for the actual replacement strategy.

---

**BC20283B****Explanation:**

Firmware error communicating with boot device.

**Response:**

The FRU callouts are calculated at the time of the failure. See the error log for the actual replacement strategy.

---

**BC20283C****Explanation:**

Firmware error communicating with boot device.

**Response:**

The FRU callouts are calculated at the time of the failure. See the error log for the actual replacement strategy.

---

**BC20283D****Explanation:**

During processor/memory subsystem initialization, an error was encountered: Unable to inform OPAL of SBE failure.

**Response:**

The FRU callouts are calculated at the time of the failure. See the error log for the actual replacement strategy.

---

**BC202850****Explanation:**

A problem occurred during the IPL.

**Response:**

The FRU callouts are calculated at the time of the failure. See the error log for the actual replacement strategy.

---

**BC202851****Explanation:**

A problem occurred during the IPL.

**Response:**

The FRU callouts are calculated at the time of the failure. See the error log for the actual replacement strategy.

---

**BC202852****Explanation:**

During processor/memory subsystem initialization, an error was encountered: SBE booted from unexpected side.

**Response:**

The FRU callouts are calculated at the time of the failure. See the error log for the actual replacement strategy.

---

**BC202853****Explanation:**

Processor Error.

**Response:**

The FRU callouts are calculated at the time of the failure. See the error log for the actual replacement strategy.

---

**BC202854****Explanation:**

Processor Error.

**Response:**

The FRU callouts are calculated at the time of the failure. See the error log for the actual replacement strategy.

---

**BC202856****Explanation:**

During processor/memory subsystem initialization, an error was encountered: This function was called incorrectly or there is a new enum that is not handled yet.

**Response:**

The FRU callouts are calculated at the time of the failure. See the error log for the actual replacement strategy.

---

**BC202857****Explanation:**

FFDC associated with boot device failing to boot.

**Response:**

The FRU callouts are calculated at the time of the failure. See the error log for the actual replacement strategy.

---

**BC202858****Explanation:**

A processor in the system has failed to initialize.

**Response:**

The FRU callouts are calculated at the time of the failure. See the error log for the actual replacement strategy.

---

**BC20285B****Explanation:**

Extra FFDC gathered, marked information event.

**Response:**

The FRU callouts are calculated at the time of the failure. See the error log for the actual replacement strategy.

---

**BC20285C****Explanation:**

Processor Error.

**Response:**

The FRU callouts are calculated at the time of the failure. See the error log for the actual replacement strategy.

---

**BC20285D****Explanation:**

Processor Error.

**Response:**

The FRU callouts are calculated at the time of the failure. See the error log for the actual replacement strategy.

---

**BC20285E****Explanation:**

Processor Error.

**Response:**

The FRU callouts are calculated at the time of the failure. See the error log for the actual replacement strategy.

---

**BC20285F****Explanation:**

During processor/memory subsystem initialization, an error was encountered: Call to PSU Chip Op returned an unexpected message type.

**Response:**

The FRU callouts are calculated at the time of the failure. See the error log for the actual replacement strategy.

---

**BC202861****Explanation:**

During processor/memory subsystem initialization, an error was encountered: Could not register mailbox message queue.

**Response:**

The FRU callouts are calculated at the time of the failure. See the error log for the actual replacement strategy.

---

**BC202862****Explanation:**

Processor Error.

**Response:**

The FRU callouts are calculated at the time of the failure. See the error log for the actual replacement strategy.

---

**BC202BA0****Explanation:**

Failure detected in security subsystem.

**Response:**

The FRU callouts are calculated at the time of the failure. See the error log for the actual replacement strategy.

---

**BC202BA2****Explanation:**

Failure detected in security subsystem.

**Response:**

The FRU callouts are calculated at the time of the failure. See the error log for the actual replacement strategy.

---

**BC202BA3****Explanation:**

Failure detected in security subsystem.

**Response:**

The FRU callouts are calculated at the time of the failure. See the error log for the actual replacement strategy.

---

**BC202BA4****Explanation:**

Failure detected in security subsystem.

**Response:**

The FRU callouts are calculated at the time of the failure. See the error log for the actual replacement strategy.

---

**BC202BA5****Explanation:**

Failure detected in security subsystem.

**Response:**

The FRU callouts are calculated at the time of the failure. See the error log for the actual replacement strategy.

---

**BC202BA6****Explanation:**

Failure detected in security subsystem.

**Response:**

The FRU callouts are calculated at the time of the failure. See the error log for the actual replacement strategy.

---

**BC202BA7****Explanation:**

Failure detected in security subsystem.

**Response:**

The FRU callouts are calculated at the time of the failure. See the error log for the actual replacement strategy.

---

**BC202BA8****Explanation:**

Failure detected in security subsystem.

**Response:**

The FRU callouts are calculated at the time of the failure. See the error log for the actual replacement strategy.

---

**BC202BA9****Explanation:**

During processor/memory subsystem initialization, an error was encountered: Unmarshal error while replaying tpm log.

**Response:**

The FRU callouts are calculated at the time of the failure. See the error log for the actual replacement strategy.

---

**BC202BAA****Explanation:**

TPM log overflow.

**Response:**

The FRU callouts are calculated at the time of the failure. See the error log for the actual replacement strategy.

---

**BC202BAB****Explanation:**

TPM log operation failure.

**Response:**

The FRU callouts are calculated at the time of the failure. See the error log for the actual replacement strategy.

---

**BC202BAC****Explanation:**

TPM log buffer init failure.

**Response:**

The FRU callouts are calculated at the time of the failure. See the error log for the actual replacement strategy.

---

**BC202BAD****Explanation:**

The system is configured for Secure Boot and trusted platform module required mode; a functional boot processor trusted platform module is required to boot the system (or node, if multi-node system), but none are available. Therefore, the system (or node, if multi-node system) will terminate. Trusted platform module required mode may be disabled via the appropriate systems management interface to allow platform boot without the remote trusted attestation capability. Look for other errors which call out the trusted platform module and follow the repair actions for these errors.

**Response:**

The FRU callouts are calculated at the time of the failure. See the error log for the actual replacement strategy.

---

**BC202BAE****Explanation:**

Failure detected in security subsystem.

**Response:**

The FRU callouts are calculated at the time of the failure. See the error log for the actual replacement strategy.

---

**BC202BAF****Explanation:**

Failure detected in security subsystem.

**Response:**

The FRU callouts are calculated at the time of the failure. See the error log for the actual replacement strategy.

---

**BC202BB0****Explanation:**

TPM log invalid format.

**Response:**

The FRU callouts are calculated at the time of the failure. See the error log for the actual replacement strategy.

---

**BC202BB1****Explanation:**

Trusted boot failure.

**Response:**

The FRU callouts are calculated at the time of the failure. See the error log for the actual replacement strategy.

---

**BC202BB2****Explanation:**

Firmware error during system boot.

**Response:**

The FRU callouts are calculated at the time of the failure. See the error log for the actual replacement strategy.

---

**BC202BB3****Explanation:**

Firmware error during system boot.

**Response:**

The FRU callouts are calculated at the time of the failure. See the error log for the actual replacement strategy.

---

**BC202BB4****Explanation:**

Platform security problem detected.

**Response:**

The FRU callouts are calculated at the time of the failure. See the error log for the actual replacement strategy.

---

**BC202BB5****Explanation:**

Failure detected in security subsystem.

**Response:**

The FRU callouts are calculated at the time of the failure. See the error log for the actual replacement strategy.

---

**BC202BB7****Explanation:**

Trusted Boot failure.

**Response:**

The FRU callouts are calculated at the time of the failure. See the error log for the actual replacement strategy.

---

**BC202BB8****Explanation:**

Trusted boot failure.

**Response:**

The FRU callouts are calculated at the time of the failure. See the error log for the actual replacement strategy.

---

**BC202BB9****Explanation:**

Trusted boot failure.

**Response:**

The FRU callouts are calculated at the time of the failure. See the error log for the actual replacement strategy.

---

**BC202BBA****Explanation:**

Trusted boot failure.

**Response:**

The FRU callouts are calculated at the time of the failure. See the error log for the actual replacement strategy.

---

**BC202BBB****Explanation:**

Trusted boot failure.

**Response:**

The FRU callouts are calculated at the time of the failure. See the error log for the actual replacement strategy.

---

**BC202BBC****Explanation:**

Trusted boot failure.

**Response:**

The FRU callouts are calculated at the time of the failure. See the error log for the actual replacement strategy.

---

**BC202BBD****Explanation:**

trustedboot failure.

**Response:**

The FRU callouts are calculated at the time of the failure. See the error log for the actual replacement strategy.

---

**BC203325****Explanation:**

During processor/memory subsystem initialization, an error was encountered: Unable to resolve other end of xbus.

**Response:**

The FRU callouts are calculated at the time of the failure. See the error log for the actual replacement strategy.

---

**BC203326****Explanation:**

During processor/memory subsystem initialization, an error was encountered: Unable to resolve other end of xbus.

**Response:**

The FRU callouts are calculated at the time of the failure. See the error log for the actual replacement strategy.

---

**BC203327****Explanation:**

Firmware Error.

**Response:**

The FRU callouts are calculated at the time of the failure. See the error log for the actual replacement strategy.

---

**BC203328****Explanation:**

Firmware Error.

**Response:**

The FRU callouts are calculated at the time of the failure. See the error log for the actual replacement strategy.

---

**BC203329****Explanation:**

Firmware Error.

**Response:**

The FRU callouts are calculated at the time of the failure. See the error log for the actual replacement strategy.

---

**BC20332A****Explanation:**

Firmware Error.

**Response:**

The FRU callouts are calculated at the time of the failure. See the error log for the actual replacement strategy.



---

**BC20332B****Explanation:**

Firmware Error.

**Response:**

The FRU callouts are calculated at the time of the failure. See the error log for the actual replacement strategy.

---

**BC20332C****Explanation:**

Firmware Error.

**Response:**

The FRU callouts are calculated at the time of the failure. See the error log for the actual replacement strategy.

---

**BC20332D****Explanation:**

Firmware Error or unsupported part.

**Response:**

The FRU callouts are calculated at the time of the failure. See the error log for the actual replacement strategy.

---

**BC20332E****Explanation:**

Firmware Error.

**Response:**

The FRU callouts are calculated at the time of the failure. See the error log for the actual replacement strategy.

---

**BC20332F****Explanation:**

Firmware Error.

**Response:**

The FRU callouts are calculated at the time of the failure. See the error log for the actual replacement strategy.

---

**BC203330****Explanation:**

Firmware Error.

**Response:**

The FRU callouts are calculated at the time of the failure. See the error log for the actual replacement strategy.

---

**BC203331****Explanation:**

Firmware Error.

**Response:**

The FRU callouts are calculated at the time of the failure. See the error log for the actual replacement strategy.

---

**BC203332****Explanation:**

Firmware Error.

**Response:**

The FRU callouts are calculated at the time of the failure. See the error log for the actual replacement strategy.

---

**BC203333****Explanation:**

Firmware Error.

**Response:**

The FRU callouts are calculated at the time of the failure. See the error log for the actual replacement strategy.

---

**BC203334****Explanation:**

During processor/memory subsystem initialization, an error was encountered: platGetMBvpdMemoryDataVersion could not find the expected 1 mba from the passed dimm target.

**Response:**

The FRU callouts are calculated at the time of the failure. See the error log for the actual replacement strategy.

---

**BC203335****Explanation:**

During processor/memory subsystem initialization, an error was encountered: platGetMBvpdMemoryDataVersion could not find an mba parent target from the passed in dimm target.

**Response:**

The FRU callouts are calculated at the time of the failure. See the error log for the actual replacement strategy.

---

**BC203336****Explanation:**

During processor/memory subsystem initialization, an error was encountered: platGetMBvpdMemoryDataVersion could not find any child mba's from the passed in target of type TYPE\_MEMBUF.

**Response:**

The FRU callouts are calculated at the time of the failure. See the error log for the actual replacement strategy.

---

**BC203337**

**Explanation:**

During processor/memory subsystem initialization, an error was encountered: platGetMBvpdMemoryDataVersion requires a target of type TYPE\_MBA or TYPE\_MEMBUF.

**Response:**

The FRU callouts are calculated at the time of the failure. See the error log for the actual replacement strategy.

---

**BC203339****Explanation:**

Internal firmware error.

**Response:**

The FRU callouts are calculated at the time of the failure. See the error log for the actual replacement strategy.

---

**BC20333A****Explanation:**

Internal firmware error.

**Response:**

The FRU callouts are calculated at the time of the failure. See the error log for the actual replacement strategy.

---

**BC20333B****Explanation:**

Internal firmware error.

**Response:**

The FRU callouts are calculated at the time of the failure. See the error log for the actual replacement strategy.

---

**BC20333C****Explanation:**

Internal firmware error.

**Response:**

The FRU callouts are calculated at the time of the failure. See the error log for the actual replacement strategy.

---

**BC20333D****Explanation:**

Internal firmware error.

**Response:**

The FRU callouts are calculated at the time of the failure. See the error log for the actual replacement strategy.

---

**BC20333E****Explanation:**

Internal firmware error.

**Response:**

The FRU callouts are calculated at the time of the failure. See the error log for the actual replacement strategy.

---

**BC203340****Explanation:**

Internal firmware error.

**Response:**

The FRU callouts are calculated at the time of the failure. See the error log for the actual replacement strategy.

---

**BC203343****Explanation:**

Internal firmware error.

**Response:**

The FRU callouts are calculated at the time of the failure. See the error log for the actual replacement strategy.

---

**BC203403****Explanation:**

A problem occurred while running processor boot code.

**Response:**

The FRU callouts are calculated at the time of the failure. See the error log for the actual replacement strategy.

---

**BC203404****Explanation:**

A problem occurred while running processor boot code.

**Response:**

The FRU callouts are calculated at the time of the failure. See the error log for the actual replacement strategy.

---

**BC203405****Explanation:**

A problem occurred while running processor boot code.

**Response:**

The FRU callouts are calculated at the time of the failure. See the error log for the actual replacement strategy.

---

**BC203406****Explanation:**

A problem occurred while running processor boot code.

**Response:**

The FRU callouts are calculated at the time of the failure. See the error log for the actual replacement strategy.

---

**BC203407****Explanation:**

A problem occurred while running processor boot code.

**Response:**

The FRU callouts are calculated at the time of the failure. See the error log for the actual replacement strategy.

---

**BC203408****Explanation:**

A problem occurred while running processor boot code.

**Response:**

The FRU callouts are calculated at the time of the failure. See the error log for the actual replacement strategy.

---

**BC203409****Explanation:**

A problem occurred while running processor boot code.

**Response:**

The FRU callouts are calculated at the time of the failure. See the error log for the actual replacement strategy.

---

**BC20340A****Explanation:**

A problem occurred while running processor boot code.

**Response:**

The FRU callouts are calculated at the time of the failure. See the error log for the actual replacement strategy.

---

**BC20340B****Explanation:**

A problem occurred while running processor boot code.

**Response:**

The FRU callouts are calculated at the time of the failure. See the error log for the actual replacement strategy.

---

**BC20340C****Explanation:**

A problem occurred while running processor boot code.

**Response:**

The FRU callouts are calculated at the time of the failure. See the error log for the actual replacement strategy.

---

---

**BC20340F****Explanation:**

Failed to load boot firmware.

**Response:**

The FRU callouts are calculated at the time of the failure. See the error log for the actual replacement strategy.

---

**BC203501****Explanation:**

During processor/memory subsystem initialization, an error was encountered: Invalid operation type.

**Response:**

The FRU callouts are calculated at the time of the failure. See the error log for the actual replacement strategy.

---

**BC203502****Explanation:**

A problem was detected during the IPL of the system: Device type not supported.

**Response:**

The FRU callouts are calculated at the time of the failure. See the error log for the actual replacement strategy.

---

**BC203503****Explanation:**

During processor/memory subsystem initialization, an error was encountered: NVDIMM attribute was not found.

**Response:**

The FRU callouts are calculated at the time of the failure. See the error log for the actual replacement strategy.

---

**BC203505****Explanation:**

During processor/memory subsystem initialization, an error was encountered: I2C master entity path doesn't exist.

**Response:**

The FRU callouts are calculated at the time of the failure. See the error log for the actual replacement strategy.

---

**BC203506****Explanation:**

During processor/memory subsystem initialization, an error was encountered: I2C master path target is null.

**Response:**

The FRU callouts are calculated at the time of the failure. See the error log for the actual replacement strategy.

---

---

**BC203507****Explanation:**

During processor/memory subsystem initialization, an error was encountered: Invalid address offset size.

**Response:**

The FRU callouts are calculated at the time of the failure. See the error log for the actual replacement strategy.

---

**BC203508****Explanation:**

A problem occurred during the IPL of the system: I2C buffer offset is too large.

**Response:**

The FRU callouts are calculated at the time of the failure. See the error log for the actual replacement strategy.

---

**BC203509****Explanation:**

During processor/memory subsystem initialization, an error was encountered: I2C write page size is zero.

**Response:**

The FRU callouts are calculated at the time of the failure. See the error log for the actual replacement strategy.

---

**BC20350A****Explanation:**

During processor/memory subsystem initialization, an error was encountered: NVDIMM register offset out of bound.

**Response:**

The FRU callouts are calculated at the time of the failure. See the error log for the actual replacement strategy.

---

**BC20350D****Explanation:**

NVDIMM timed out.

**Response:**

The FRU callouts are calculated at the time of the failure. See the error log for the actual replacement strategy.

---

**BC20350E****Explanation:**

NVDIMM timed out.

**Response:**

The FRU callouts are calculated at the time of the failure. See the error log for the actual replacement strategy.

---

**BC20350F****Explanation:**

NVDIMM timed out.

**Response:**

The FRU callouts are calculated at the time of the failure. See the error log for the actual replacement strategy.

---

**BC203512****Explanation:**

NVDIMM encountered error setting the energy source policy.

**Response:**

The FRU callouts are calculated at the time of the failure. See the error log for the actual replacement strategy.

---

**BC203516****Explanation:**

Encountered error performing internal operation on NVDIMM.

**Response:**

The FRU callouts are calculated at the time of the failure. See the error log for the actual replacement strategy.

---

**BC203517****Explanation:**

NVDIMM timed out.

**Response:**

The FRU callouts are calculated at the time of the failure. See the error log for the actual replacement strategy.

---

**BC203518****Explanation:**

NVDIMM encountered error arming save trigger.

**Response:**

The FRU callouts are calculated at the time of the failure. See the error log for the actual replacement strategy.

---

**BC203519****Explanation:**

NVDIMM error erasing data image.

**Response:**

The FRU callouts are calculated at the time of the failure. See the error log for the actual replacement strategy.

---

**BC20351A****Explanation:**

NVDIMM failed to restore data.

**Response:**

The FRU callouts are calculated at the time of the failure. See the error log for the actual replacement strategy.

---

**BC20351B****Explanation:**

NVDIMM not ready.

**Response:**

The FRU callouts are calculated at the time of the failure. See the error log for the actual replacement strategy.

---

**BC20351C****Explanation:**

Internal firmware error.

**Response:**

The FRU callouts are calculated at the time of the failure. See the error log for the actual replacement strategy.

---

**BC20351D****Explanation:**

NVDIMM not updated.

**Response:**

The FRU callouts are calculated at the time of the failure. See the error log for the actual replacement strategy.

---

**BC20351E****Explanation:**

NVDIMM not updated.

**Response:**

The FRU callouts are calculated at the time of the failure. See the error log for the actual replacement strategy.

---

**BC20351F****Explanation:**

NVDIMM not updated.

**Response:**

The FRU callouts are calculated at the time of the failure. See the error log for the actual replacement strategy.

---

**BC203520****Explanation:**

NVDIMM not updated.

**Response:**

The FRU callouts are calculated at the time of the failure. See the error log for the actual replacement strategy.

---

**BC203521****Explanation:**

NVDIMM not updated.

**Response:**

The FRU callouts are calculated at the time of the failure. See the error log for the actual replacement strategy.

---

**BC203522****Explanation:**

NVDIMM not updated.

**Response:**

The FRU callouts are calculated at the time of the failure. See the error log for the actual replacement strategy.

---

**BC203523****Explanation:**

NVDIMM not updated.

**Response:**

The FRU callouts are calculated at the time of the failure. See the error log for the actual replacement strategy.

---

**BC203524****Explanation:**

NVDIMM not updated.

**Response:**

The FRU callouts are calculated at the time of the failure. See the error log for the actual replacement strategy.

---

**BC203525****Explanation:**

NVDIMM not updated.

**Response:**

The FRU callouts are calculated at the time of the failure. See the error log for the actual replacement strategy.

---

**BC203526****Explanation:**

NVDIMM not updated.

**Response:**

The FRU callouts are calculated at the time of the failure. See the error log for the actual replacement strategy.

---

**BC203527****Explanation:**

NVDIMM not updated.

**Response:**

The FRU callouts are calculated at the time of the failure. See the error log for the actual replacement strategy.

---

**BC203528****Explanation:**

NVDIMM update started.

**Response:**

The FRU callouts are calculated at the time of the failure. See the error log for the actual replacement strategy.

---

**BC203529**

**Explanation:**

NVDIMM was successfully updated.

**Response:**

The FRU callouts are calculated at the time of the failure. See the error log for the actual replacement strategy.

---

**BC20352A**

**Explanation:**

NVDIMM error generating encryption keys.

**Response:**

The FRU callouts are calculated at the time of the failure. See the error log for the actual replacement strategy.

---

**BC20352B**

**Explanation:**

NVDIMM error erasing data image.

**Response:**

The FRU callouts are calculated at the time of the failure. See the error log for the actual replacement strategy.

---

**BC20352C**

**Explanation:**

NVDIMM error during Catastrophic Save.

**Response:**

The FRU callouts are calculated at the time of the failure. See the error log for the actual replacement strategy.

---

**BC20352D**

**Explanation:**

NVDIMM failed module health status check.

**Response:**

The FRU callouts are calculated at the time of the failure. See the error log for the actual replacement strategy.

---

**BC20352E**

**Explanation:**

NVDIMM failed module health status check.

**Response:**

The FRU callouts are calculated at the time of the failure. See the error log for the actual replacement strategy.

---

**BC20352F**

**Explanation:**

NVDIMM failed module health status check.

**Response:**

The FRU callouts are calculated at the time of the failure. See the error log for the actual replacement strategy.

---

**BC203530**

**Explanation:**

NVDIMM failed module health status check.

**Response:**

The FRU callouts are calculated at the time of the failure. See the error log for the actual replacement strategy.

---

**BC203531**

**Explanation:**

NVDIMM failed module health status check.

**Response:**

The FRU callouts are calculated at the time of the failure. See the error log for the actual replacement strategy.

---

**BC203532**

**Explanation:**

NVDIMM failed module health status check.

**Response:**

The FRU callouts are calculated at the time of the failure. See the error log for the actual replacement strategy.

---

**BC203533**

**Explanation:**

NVDIMM failed module health status check.

**Response:**

The FRU callouts are calculated at the time of the failure. See the error log for the actual replacement strategy.

---

**BC203534**

**Explanation:**

NVDIMM failed module health status check.

**Response:**

The FRU callouts are calculated at the time of the failure. See the error log for the actual replacement strategy.

---

**BC203535**

**Explanation:**

NVDIMM failed module health status check.

**Response:**

The FRU callouts are calculated at the time of the failure. See the error log for the actual replacement strategy.

---

---

**BC203536****Explanation:**

NVDIMM failed module health status check.

**Response:**

The FRU callouts are calculated at the time of the failure. See the error log for the actual replacement strategy.

---

**BC203537****Explanation:**

NVDIMM failed module health status check.

**Response:**

The FRU callouts are calculated at the time of the failure. See the error log for the actual replacement strategy.

---

**BC203538****Explanation:**

NVDIMM failed module health status check.

**Response:**

The FRU callouts are calculated at the time of the failure. See the error log for the actual replacement strategy.

---

**BC203539****Explanation:**

NVDIMM failed module health status check.

**Response:**

The FRU callouts are calculated at the time of the failure. See the error log for the actual replacement strategy.

---

**BC20353A****Explanation:**

NVDIMM failed module health status check.

**Response:**

The FRU callouts are calculated at the time of the failure. See the error log for the actual replacement strategy.

---

**BC20353B****Explanation:**

NVDIMM failed module health status check.

**Response:**

The FRU callouts are calculated at the time of the failure. See the error log for the actual replacement strategy.

---

**BC20353C****Explanation:**

NVDIMM failed module health status check.

**Response:**

The FRU callouts are calculated at the time of the failure. See the error log for the actual replacement strategy.

---

**BC20353D****Explanation:**

NVDIMM failed module health status check.

**Response:**

The FRU callouts are calculated at the time of the failure. See the error log for the actual replacement strategy.

---

**BC20353E****Explanation:**

NVDIMM failed to enable event notificaitons.

**Response:**

The FRU callouts are calculated at the time of the failure. See the error log for the actual replacement strategy.

---

**BC20353F****Explanation:**

NVDIMM register error.

**Response:**

The FRU callouts are calculated at the time of the failure. See the error log for the actual replacement strategy.

---

**BC203540****Explanation:**

NVDIMM encryption error.

**Response:**

The FRU callouts are calculated at the time of the failure. See the error log for the actual replacement strategy.

---

**BC203541****Explanation:**

NVDIMM register error.

**Response:**

The FRU callouts are calculated at the time of the failure. See the error log for the actual replacement strategy.

---

**BC203542****Explanation:**

NVDIMM register error.

**Response:**

The FRU callouts are calculated at the time of the failure. See the error log for the actual replacement strategy.

---

**BC203543****Explanation:**

NVDIMM encryption error.

**Response:**

The FRU callouts are calculated at the time of the failure. See the error log for the actual replacement strategy.

---

**BC203544****Explanation:**

NVDIMM encryption error.

**Response:**

The FRU callouts are calculated at the time of the failure. See the error log for the actual replacement strategy.

---

**BC203545****Explanation:**

NVDIMM encryption error.

**Response:**

The FRU callouts are calculated at the time of the failure. See the error log for the actual replacement strategy.

---

**BC203546****Explanation:**

NVDIMM encryption error.

**Response:**

The FRU callouts are calculated at the time of the failure. See the error log for the actual replacement strategy.

---

**BC203548****Explanation:**

NVDIMM encryption error.

**Response:**

The FRU callouts are calculated at the time of the failure. See the error log for the actual replacement strategy.

---

**BC203549****Explanation:**

NVDIMM ES health check failed.

**Response:**

The FRU callouts are calculated at the time of the failure. See the error log for the actual replacement strategy.

---

**BC20354A****Explanation:**

NVDIMM ES health check failed.

**Response:**

The FRU callouts are calculated at the time of the failure. See the error log for the actual replacement strategy.

---

**BC20354B****Explanation:**

NVDIMM ES health check failed.

**Response:**

The FRU callouts are calculated at the time of the failure. See the error log for the actual replacement strategy.

---

**BC20354C****Explanation:**

NVDIMM ES health check failed.

**Response:**

The FRU callouts are calculated at the time of the failure. See the error log for the actual replacement strategy.

---

**BC20354D****Explanation:**

NVDIMM NVM health check failed.

**Response:**

The FRU callouts are calculated at the time of the failure. See the error log for the actual replacement strategy.

---

**BC20354E****Explanation:**

NVDIMM logging error.

**Response:**

The FRU callouts are calculated at the time of the failure. See the error log for the actual replacement strategy.

---

**BC20354F****Explanation:**

NVDIMM logging error.

**Response:**

The FRU callouts are calculated at the time of the failure. See the error log for the actual replacement strategy.

---

**BC203550****Explanation:**

NVDIMM incorrect firmware slot.

**Response:**

The FRU callouts are calculated at the time of the failure. See the error log for the actual replacement strategy.

---

**BC203551****Explanation:**

NVDIMM error during nvdimm erase.

**Response:**

The FRU callouts are calculated at the time of the failure. See the error log for the actual replacement strategy.

---

**BC203552**



**Explanation:**

NVDIMM failed the arm precheck and is unable to arm.

**Response:**

The FRU callouts are calculated at the time of the failure. See the error log for the actual replacement strategy.

---

**BC203553****Explanation:**

NVDIMM failed to ARM.

**Response:**

The FRU callouts are calculated at the time of the failure. See the error log for the actual replacement strategy.

---

**BC203554****Explanation:**

NVDIMM requires an arm retry.

**Response:**

The FRU callouts are calculated at the time of the failure. See the error log for the actual replacement strategy.

---

**BC203555****Explanation:**

NVDIMM not updated.

**Response:**

The FRU callouts are calculated at the time of the failure. See the error log for the actual replacement strategy.

---

**BC203556****Explanation:**

NVDIMM not running latest firmware level.

**Response:**

The FRU callouts are calculated at the time of the failure. See the error log for the actual replacement strategy.

---

**BC203557****Explanation:**

NVDIMM erase error.

**Response:**

The FRU callouts are calculated at the time of the failure. See the error log for the actual replacement strategy.

---

**BC203558****Explanation:**

NVDIMM erase error.

**Response:**

The FRU callouts are calculated at the time of the failure. See the error log for the actual replacement strategy.

---

**BC203601****Explanation:**

A problem occurred during the IPL of the system: Invalid data length for a SCOM operation.

**Response:**

The FRU callouts are calculated at the time of the failure. See the error log for the actual replacement strategy.

---

**BC203602****Explanation:**

A problem occurred during the IPL of the system: Invalid target type for a SCOM operation.

**Response:**

The FRU callouts are calculated at the time of the failure. See the error log for the actual replacement strategy.

---

**BC203603****Explanation:**

A problem occurred during the IPL of the system: Invalid operation type for a SCOM operation.

**Response:**

The FRU callouts are calculated at the time of the failure. See the error log for the actual replacement strategy.

---

**BC203604****Explanation:**

A problem occurred during the IPL of the system: Invalid address for a SCOM operation.

**Response:**

The FRU callouts are calculated at the time of the failure. See the error log for the actual replacement strategy.

---

**BC203701****Explanation:**

Unexpected memory subsystem firmware error.

**Response:**

The FRU callouts are calculated at the time of the failure. See the error log for the actual replacement strategy.

---

**BC203702****Explanation:**

Unexpected memory subsystem firmware error.

**Response:**

The FRU callouts are calculated at the time of the failure. See the error log for the actual replacement strategy.

---

**BC203703****Explanation:**

Unexpected memory subsystem firmware error.

**Response:**

The FRU callouts are calculated at the time of the failure. See the error log for the actual replacement strategy.

---

**BC203704**

**Explanation:**

Unexpected memory subsystem firmware error.

**Response:**

The FRU callouts are calculated at the time of the failure. See the error log for the actual replacement strategy.

---

**BC203705**

**Explanation:**

Unexpected memory subsystem firmware error.

**Response:**

The FRU callouts are calculated at the time of the failure. See the error log for the actual replacement strategy.

---

**BC203706**

**Explanation:**

Unexpected memory subsystem firmware error.

**Response:**

The FRU callouts are calculated at the time of the failure. See the error log for the actual replacement strategy.

---

**BC203707**

**Explanation:**

Unexpected memory subsystem firmware error.

**Response:**

The FRU callouts are calculated at the time of the failure. See the error log for the actual replacement strategy.

---

**BC203708**

**Explanation:**

Unexpected memory subsystem firmware error.

**Response:**

The FRU callouts are calculated at the time of the failure. See the error log for the actual replacement strategy.

---

**BC203709**

**Explanation:**

Unexpected memory subsystem firmware error.

**Response:**

The FRU callouts are calculated at the time of the failure. See the error log for the actual replacement strategy.

---

**BC20370A**

**Explanation:**

Unexpected memory subsystem firmware error.

**Response:**

The FRU callouts are calculated at the time of the failure. See the error log for the actual replacement strategy.

---

**BC203901**

**Explanation:**

Error occurred during system boot.

**Response:**

The FRU callouts are calculated at the time of the failure. See the error log for the actual replacement strategy.

---

**BC203902**

**Explanation:**

Error occurred during system boot.

**Response:**

The FRU callouts are calculated at the time of the failure. See the error log for the actual replacement strategy.

---

**BC204101**

**Explanation:**

A problem occurred during the IPL of the system: Internal Firmware Error.

**Response:**

The FRU callouts are calculated at the time of the failure. See the error log for the actual replacement strategy.

---

**BC204102**

**Explanation:**

A problem occurred during the IPL of the system: Internal Firmware Error.

**Response:**

The FRU callouts are calculated at the time of the failure. See the error log for the actual replacement strategy.

---

**BC204103**

**Explanation:**

Unexpected IPL firmware data format error.

**Response:**

The FRU callouts are calculated at the time of the failure. See the error log for the actual replacement strategy.

---

**BC204104**

**Explanation:**

Unexpected IPL firmware data format error.

**Response:**

The FRU callouts are calculated at the time of the failure. See the error log for the actual replacement strategy.

---

**BC204105****Explanation:**

Unexpected IPL firmware data format error.

**Response:**

The FRU callouts are calculated at the time of the failure. See the error log for the actual replacement strategy.

---

**BC204106****Explanation:**

Unsupported device found during firmware IPL.

**Response:**

The FRU callouts are calculated at the time of the failure. See the error log for the actual replacement strategy.

---

**BC204107****Explanation:**

Unexpected boot firmware data format error.

**Response:**

The FRU callouts are calculated at the time of the failure. See the error log for the actual replacement strategy.

---

**BC204108****Explanation:**

Unexpected IPL firmware data format error.

**Response:**

The FRU callouts are calculated at the time of the failure. See the error log for the actual replacement strategy.

---

**BC204109****Explanation:**

Unexpected IPL firmware data format error.

**Response:**

The FRU callouts are calculated at the time of the failure. See the error log for the actual replacement strategy.

---

**BC20410A****Explanation:**

PCIe hotplug controller flash update failure.

**Response:**

The FRU callouts are calculated at the time of the failure. See the error log for the actual replacement strategy.

---

**BC20410B****Explanation:**

PCIe hotplug controller flash update failure.

**Response:**

The FRU callouts are calculated at the time of the failure. See the error log for the actual replacement strategy.

---

**BC20410C****Explanation:**

A problem occurred during the IPL of the system: Internal Firmware Error.

**Response:**

The FRU callouts are calculated at the time of the failure. See the error log for the actual replacement strategy.

---

**BC20410D****Explanation:**

Unexpected IPL firmware data format error.

**Response:**

The FRU callouts are calculated at the time of the failure. See the error log for the actual replacement strategy.

---

**BC204300****Explanation:**

A problem occurred during IPL of the system.

**Response:**

The FRU callouts are calculated at the time of the failure. See the error log for the actual replacement strategy.

---

**BC204301****Explanation:**

A problem occurred during IPL of the system.

**Response:**

The FRU callouts are calculated at the time of the failure. See the error log for the actual replacement strategy.

---

**BC204302****Explanation:**

A problem occurred during IPL of the system.

**Response:**

The FRU callouts are calculated at the time of the failure. See the error log for the actual replacement strategy.

---

**BC204303****Explanation:**

A problem occurred during IPL of the system.

**Response:**

The FRU callouts are calculated at the time of the failure. See the error log for the actual replacement strategy.

---

**BC204304**

**Explanation:**

A problem occurred during IPL of the system.

**Response:**

The FRU callouts are calculated at the time of the failure. See the error log for the actual replacement strategy.

---

**BC204305****Explanation:**

A problem occurred during IPL of the system.

**Response:**

The FRU callouts are calculated at the time of the failure. See the error log for the actual replacement strategy.

---

**BC204306****Explanation:**

A problem occurred during IPL of the system.

**Response:**

The FRU callouts are calculated at the time of the failure. See the error log for the actual replacement strategy.

---

**BC204307****Explanation:**

A problem occurred during IPL of the system.

**Response:**

The FRU callouts are calculated at the time of the failure. See the error log for the actual replacement strategy.

---

**BC204308****Explanation:**

A problem occurred during IPL of the system.

**Response:**

The FRU callouts are calculated at the time of the failure. See the error log for the actual replacement strategy.

---

**BC204309****Explanation:**

A problem occurred during IPL of the system.

**Response:**

The FRU callouts are calculated at the time of the failure. See the error log for the actual replacement strategy.

---

**BC20430A****Explanation:**

A problem occurred during IPL of the system.

**Response:**

The FRU callouts are calculated at the time of the failure. See the error log for the actual replacement strategy.

---

**BC20430B****Explanation:**

A problem occurred during IPL of the system.

**Response:**

The FRU callouts are calculated at the time of the failure. See the error log for the actual replacement strategy.

---

**BC20430C****Explanation:**

A problem occurred during IPL of the system.

**Response:**

The FRU callouts are calculated at the time of the failure. See the error log for the actual replacement strategy.

---

**BC20430D****Explanation:**

A problem occurred during IPL of the system.

**Response:**

The FRU callouts are calculated at the time of the failure. See the error log for the actual replacement strategy.

---

**BC20430E****Explanation:**

A problem occurred during IPL of the system.

**Response:**

The FRU callouts are calculated at the time of the failure. See the error log for the actual replacement strategy.

---

**BC20430F****Explanation:**

A problem occurred during IPL of the system.

**Response:**

The FRU callouts are calculated at the time of the failure. See the error log for the actual replacement strategy.

---

**BC2043FB****Explanation:**

Informational log associated with DIMM updates.

**Response:**

The FRU callouts are calculated at the time of the failure. See the error log for the actual replacement strategy.

---

**BC2043FC****Explanation:**

Informational log associated with DIMM updates.

**Response:**

The FRU callouts are calculated at the time of the failure. See the error log for the actual replacement strategy.

---

**BC2043FD****Explanation:**

Informational log associated with DIMM updates.

**Response:**

The FRU callouts are calculated at the time of the failure. See the error log for the actual replacement strategy.

---

**BC2043FE****Explanation:**

Informational log associated with DIMM updates.

**Response:**

The FRU callouts are calculated at the time of the failure. See the error log for the actual replacement strategy.

---

**BC204601****Explanation:**

A problem occurred during the IPL of the system.

**Response:**

The FRU callouts are calculated at the time of the failure. See the error log for the actual replacement strategy.

---

**BC204705****Explanation:**

A problem occurred during the IPL of the system.

**Response:**

The FRU callouts are calculated at the time of the failure. See the error log for the actual replacement strategy.

---

**BC204708****Explanation:**

A problem occurred during the IPL of the system.

**Response:**

The FRU callouts are calculated at the time of the failure. See the error log for the actual replacement strategy.

---

**BC209001****Explanation:**

Firmware encountered an internal error while retrieving target data.

**Response:**

The FRU callouts are calculated at the time of the failure. See the error log for the actual replacement strategy.

---

**BC209002****Explanation:**

Firmware encountered an internal error while retrieving target data.

**Response:**

The FRU callouts are calculated at the time of the failure. See the error log for the actual replacement strategy.

---

**BC209003****Explanation:**

Firmware encountered an internal error while retrieving attribute data.

**Response:**

The FRU callouts are calculated at the time of the failure. See the error log for the actual replacement strategy.

---

**BC209004****Explanation:**

Firmware encountered an internal error while retrieving attribute data.

**Response:**

The FRU callouts are calculated at the time of the failure. See the error log for the actual replacement strategy.

---

**BC209005****Explanation:**

Firmware encountered an internal error.

**Response:**

The FRU callouts are calculated at the time of the failure. See the error log for the actual replacement strategy.

---

**BC209006****Explanation:**

Firmware encountered an internal error while retrieving target data.

**Response:**

The FRU callouts are calculated at the time of the failure. See the error log for the actual replacement strategy.

---

**BC20900A****Explanation:**

Firmware encountered an internal error.

**Response:**

The FRU callouts are calculated at the time of the failure. See the error log for the actual replacement strategy.

---

**BC20900B****Explanation:**

Firmware encountered an internal error.

**Response:**

The FRU callouts are calculated at the time of the failure. See the error log for the actual replacement strategy.

---

**BC20900D****Explanation:**

Firmware encountered an internal error.

**Response:**

The FRU callouts are calculated at the time of the failure. See the error log for the actual replacement strategy.

---

**BC20900E****Explanation:**

Firmware encountered an internal error.

**Response:**

The FRU callouts are calculated at the time of the failure. See the error log for the actual replacement strategy.

---

**BC20900F****Explanation:**

Firmware encountered an internal error.

**Response:**

The FRU callouts are calculated at the time of the failure. See the error log for the actual replacement strategy.

---

**BC209010****Explanation:**

Firmware encountered an internal error.

**Response:**

The FRU callouts are calculated at the time of the failure. See the error log for the actual replacement strategy.

---

**BC209011****Explanation:**

During processor/memory subsystem initialization, an error was encountered: Failed trying to add another entry to a mainstore area address range array.

**Response:**

The FRU callouts are calculated at the time of the failure. See the error log for the actual replacement strategy.

---

**BC209012****Explanation:**

During processor/memory subsystem initialization, an error was encountered: Attempted to add a RAM FRU for an invalid mainstore area.

**Response:**

The FRU callouts are calculated at the time of the failure. See the error log for the actual replacement strategy.

---

**BC209014****Explanation:**

Firmware encountered an internal error while retrieving target handle.

**Response:**

The FRU callouts are calculated at the time of the failure. See the error log for the actual replacement strategy.

---

**BC209015****Explanation:**

Firmware encountered an internal error.

**Response:**

The FRU callouts are calculated at the time of the failure. See the error log for the actual replacement strategy.

---

**BC209016****Explanation:**

Firmware encountered an internal error.

**Response:**

The FRU callouts are calculated at the time of the failure. See the error log for the actual replacement strategy.

---

**BC209017****Explanation:**

Firmware encountered an internal error.

**Response:**

The FRU callouts are calculated at the time of the failure. See the error log for the actual replacement strategy.

---

**BC209018****Explanation:**

Firmware encountered an internal error.

**Response:**

The FRU callouts are calculated at the time of the failure. See the error log for the actual replacement strategy.

---

**BC209019****Explanation:**

Firmware encountered an internal error.

**Response:**

The FRU callouts are calculated at the time of the failure. See the error log for the actual replacement strategy.

---

**BC20901A****Explanation:**

Firmware encountered an internal error.

**Response:**

The FRU callouts are calculated at the time of the failure. See the error log for the actual replacement strategy.

---

**BC20901B****Explanation:**

Firmware encountered an internal error.

**Response:**

The FRU callouts are calculated at the time of the failure. See the error log for the actual replacement strategy.

---

**BC20901C****Explanation:**

Firmware encountered an internal error.

**Response:**

The FRU callouts are calculated at the time of the failure. See the error log for the actual replacement strategy.

---

**BC20901E****Explanation:**

Firmware encountered an internal error while getting obus brick ID.

**Response:**

The FRU callouts are calculated at the time of the failure. See the error log for the actual replacement strategy.

---

**BC20901F****Explanation:**

Firmware encountered an internal error while getting obus frequency bucket.

**Response:**

The FRU callouts are calculated at the time of the failure. See the error log for the actual replacement strategy.

---

**BC209020****Explanation:**

Firmware encountered an internal error while finding proc model and ec.

**Response:**

The FRU callouts are calculated at the time of the failure. See the error log for the actual replacement strategy.

---

**BC209021****Explanation:**

Firmware encountered an internal error while retrieving obus pll frequency values.

**Response:**

The FRU callouts are calculated at the time of the failure. See the error log for the actual replacement strategy.

---

**BC20E504****Explanation:**

During processor/memory subsystem initialization, an error was encountered: CEC hardware failure detected.

**Response:**

The FRU callouts are calculated at the time of the failure. See the error log for the actual replacement strategy.

---

**BC20E540****Explanation:**

During processor/memory subsystem initialization, an error was encountered: CEC hardware failure detected. Cause is most likely hardware, but there are other callouts including Software or Next Level Support.

**Response:**

The FRU callouts are calculated at the time of the failure. See the error log for the actual replacement strategy.

---

**BC20E550****Explanation:**

During processor/memory subsystem initialization, an error was encountered: CEC hardware failure detected. Cause is most likely Software, but there are also Hardware callouts.

**Response:**

The FRU callouts are calculated at the time of the failure. See the error log for the actual replacement strategy.

---

**BC20E560****Explanation:**

During processor/memory subsystem initialization, an error was encountered: CEC hardware failure detected. Cause is most likely Software.

**Response:**

The FRU callouts are calculated at the time of the failure. See the error log for the actual replacement strategy.

---

**BC20E570****Explanation:**

During processor/memory subsystem initialization, an error was encountered: An errorlog containing extra FFDC collected by the HWP.

**Response:**

The FRU callouts are calculated at the time of the failure. See the error log for the actual replacement strategy.

---

**BC20E580****Explanation:**

Chip diagnosis did not find any chip with an attention.

**Response:**

The FRU callouts are calculated at the time of the failure. See the error log for the actual replacement strategy.

---

**BC20E582****Explanation:**

During processor/memory subsystem initialization, an error was encountered: Invalid configuration in CS FIR Data handling.

**Response:**

The FRU callouts are calculated at the time of the failure. See the error log for the actual replacement strategy.

---

**BC20E583****Explanation:**

During processor/memory subsystem initialization, an error was encountered: NULL system target.

**Response:**

The FRU callouts are calculated at the time of the failure. See the error log for the actual replacement strategy.

---

**BC210102****Explanation:**

During processor/memory subsystem initialization, an error was encountered.

**Response:**

The FRU callouts are calculated at the time of the failure. Examine the error log for the actual replacement strategy.

---

**BC210103****Explanation:**

During processor/memory subsystem initialization, an error was encountered.

**Response:**

The FRU callouts are calculated at the time of the failure. Examine the error log for the actual replacement strategy.

---

**BC210104****Explanation:**

During processor/memory subsystem initialization, an error was encountered.

**Response:**

The FRU callouts are calculated at the time of the failure. Examine the error log for the actual replacement strategy.

---

**BC210105****Explanation:**

During processor/memory subsystem initialization, an error was encountered.

**Response:**

The FRU callouts are calculated at the time of the failure. Examine the error log for the actual replacement strategy.

---

**BC210107****Explanation:**

During processor/memory subsystem initialization, an error was encountered.

**Response:**

The FRU callouts are calculated at the time of the failure. Examine the error log for the actual replacement strategy.

---

**BC210202****Explanation:**

During processor/memory subsystem initialization, an error was encountered: A device driver operation was attempted for which no driver has been registered.

**Response:**

The FRU callouts are calculated at the time of the failure. See the error log for the actual replacement strategy.

---

**BC210203****Explanation:**

During processor/memory subsystem initialization, an error was encountered: A device driver operation on a NULL target.

**Response:**

The FRU callouts are calculated at the time of the failure. See the error log for the actual replacement strategy.

---

**BC210204****Explanation:**

During processor/memory subsystem initialization, an error was encountered: A double registration was attempted with the routing framework.

**Response:**

The FRU callouts are calculated at the time of the failure. See the error log for the actual replacement strategy.

---

**BC210301****Explanation:**

During processor/memory subsystem initialization, an error was encountered: The provided address is over 32 bits long which makes it invalid.

**Response:**

The FRU callouts are calculated at the time of the failure. See the error log for the actual replacement strategy.

---

**BC210302**



**Explanation:**

During processor/memory subsystem initialization, an error was encountered.

**Response:**

The FRU callouts are calculated at the time of the failure. Examine the error log for the actual replacement strategy.

---

**BC210303****Explanation:**

During processor/memory subsystem initialization, an error was encountered.

**Response:**

The FRU callouts are calculated at the time of the failure. Examine the error log for the actual replacement strategy.

---

**BC210305****Explanation:**

During processor/memory subsystem initialization, an error was encountered: Indirect SCOM Read error.

**Response:**

The FRU callouts are calculated at the time of the failure. See the error log for the actual replacement strategy.

---

**BC210306****Explanation:**

During processor/memory subsystem initialization, an error was encountered: Indirect SCOM complete bit did not come on.

**Response:**

The FRU callouts are calculated at the time of the failure. See the error log for the actual replacement strategy.

---

**BC210307****Explanation:**

During processor/memory subsystem initialization, an error was encountered: Indirect SCOM Write failed for this address.

**Response:**

The FRU callouts are calculated at the time of the failure. See the error log for the actual replacement strategy.

---

**BC210308****Explanation:**

During processor/memory subsystem initialization, an error was encountered: Indirect SCOM complete bit did not come on.

**Response:**

The FRU callouts are calculated at the time of the failure. See the error log for the actual replacement strategy.

---

**BC210309****Explanation:**

During processor/memory subsystem initialization, an error was encountered: Scm Translate not supported for this type.

**Response:**

The FRU callouts are calculated at the time of the failure. See the error log for the actual replacement strategy.

---

**BC21030A****Explanation:**

During processor/memory subsystem initialization, an error was encountered: Scm Translation did not modify the address.

**Response:**

The FRU callouts are calculated at the time of the failure. See the error log for the actual replacement strategy.

---

**BC21030C****Explanation:**

Firmware error during system IPL.

**Response:**

The FRU callouts are calculated at the time of the failure. See the error log for the actual replacement strategy.

---

**BC21030D****Explanation:**

Firmware error during system IPL.

**Response:**

The FRU callouts are calculated at the time of the failure. See the error log for the actual replacement strategy.

---

**BC21030E****Explanation:**

A problem occurred during the IPL of the system.

**Response:**

The FRU callouts are calculated at the time of the failure. See the error log for the actual replacement strategy.

---

**BC21030F****Explanation:**

During processor/memory subsystem initialization, an error was encountered: Bits 0:11 in user supplied data is not zero.

**Response:**

The FRU callouts are calculated at the time of the failure. See the error log for the actual replacement strategy.

---

---

**BC210310****Explanation:**

During processor/memory subsystem initialization, an error was encountered: No read op on form 1 indirect scom.

**Response:**

The FRU callouts are calculated at the time of the failure. See the error log for the actual replacement strategy.

---

**BC210311****Explanation:**

During processor/memory subsystem initialization, an error was encountered: Hypervisor wakeup failed.

**Response:**

The FRU callouts are calculated at the time of the failure. See the error log for the actual replacement strategy.

---

**BC210312****Explanation:**

During processor/memory subsystem initialization, an error was encountered: SCOM runtime interface not linked.

**Response:**

The FRU callouts are calculated at the time of the failure. See the error log for the actual replacement strategy.

---

**BC210313****Explanation:**

During processor/memory subsystem initialization, an error was encountered: Disabling special wakeup when not enabled.

**Response:**

The FRU callouts are calculated at the time of the failure. See the error log for the actual replacement strategy.

---

**BC210314****Explanation:**

During processor/memory subsystem initialization, an error was encountered: Scom Translate not supported for this type.

**Response:**

The FRU callouts are calculated at the time of the failure. See the error log for the actual replacement strategy.

---

**BC210315****Explanation:**

During processor/memory subsystem initialization, an error was encountered: Error from Hypervisor attempting SCOM.

**Response:**

The FRU callouts are calculated at the time of the failure. See the error log for the actual replacement strategy.

---

**BC210316****Explanation:**

During processor/memory subsystem initialization, an error was encountered: Buffer size is less than allowed or NULL data buffer.

**Response:**

The FRU callouts are calculated at the time of the failure. See the error log for the actual replacement strategy.

---

**BC210317****Explanation:**

During processor/memory subsystem initialization, an error was encountered: Scom invalid operation type.

**Response:**

The FRU callouts are calculated at the time of the failure. See the error log for the actual replacement strategy.

---

**BC210318****Explanation:**

Secure Boot failure.

**Response:**

The FRU callouts are calculated at the time of the failure. See the error log for the actual replacement strategy.

---

**BC210319****Explanation:**

Secure Boot failure.

**Response:**

The FRU callouts are calculated at the time of the failure. See the error log for the actual replacement strategy.

---

**BC21031A****Explanation:**

Secure Boot failure.

**Response:**

The FRU callouts are calculated at the time of the failure. See the error log for the actual replacement strategy.

---

**BC21031B****Explanation:**

Secure Boot failure.

**Response:**

The FRU callouts are calculated at the time of the failure. See the error log for the actual replacement strategy.

---

**BC21031C****Explanation:**

Secure Boot failure.

**Response:**

The FRU callouts are calculated at the time of the failure. See the error log for the actual replacement strategy.

---

**BC21031D****Explanation:**

During processor/memory subsystem initialization, an error was encountered: Invalid mode parm for wakeup operation.

**Response:**

The FRU callouts are calculated at the time of the failure. See the error log for the actual replacement strategy.

---

**BC21031E****Explanation:**

During processor/memory subsystem initialization, an error was encountered: Unexpectedly forcing wakeup off when the counter is non-zero, implies a bug in the code flow.

**Response:**

The FRU callouts are calculated at the time of the failure. See the error log for the actual replacement strategy.

---

**BC21031F****Explanation:**

During processor/memory subsystem initialization, an error was encountered: Unsupported multicast op.

**Response:**

The FRU callouts are calculated at the time of the failure. See the error log for the actual replacement strategy.

---

**BC210401****Explanation:**

During processor/memory subsystem initialization, an error was encountered: XSCom access error.

**Response:**

The FRU callouts are calculated at the time of the failure. See the error log for the actual replacement strategy.

---

**BC210402****Explanation:**

During processor/memory subsystem initialization, an error was encountered.

**Response:**

The FRU callouts are calculated at the time of the failure. Examine the error log for the actual replacement strategy.

---

**BC210403****Explanation:**

During processor/memory subsystem initialization, an error was encountered.

**Response:**

The FRU callouts are calculated at the time of the failure. Examine the error log for the actual replacement strategy.

---

**BC210404****Explanation:**

During processor/memory subsystem initialization, an error was encountered.

**Response:**

The FRU callouts are calculated at the time of the failure. Examine the error log for the actual replacement strategy.

---

**BC210405****Explanation:**

A problem occurred during the IPL of the system.

**Response:**

The FRU callouts are calculated at the time of the failure. See the error log for the actual replacement strategy.

---

**BC210406****Explanation:**

During processor/memory subsystem initialization, an error was encountered.

**Response:**

The FRU callouts are calculated at the time of the failure. Examine the error log for the actual replacement strategy.

---

**BC210407****Explanation:**

During processor/memory subsystem initialization, an error was encountered.

**Response:**

The FRU callouts are calculated at the time of the failure. Examine the error log for the actual replacement strategy.

---

**BC210501****Explanation:**

During processor/memory subsystem initialization, an error was encountered: Initialization Service failed to start a task.

**Response:**

The FRU callouts are calculated at the time of the failure. See the error log for the actual replacement strategy.

---

**BC210502****Explanation:**

During processor/memory subsystem initialization, an error was encountered: Initialization Service attempted to start a function within a module but the function failed to launch.

**Response:**

The FRU callouts are calculated at the time of the failure. See the error log for the actual replacement strategy.

---

**BC210503****Explanation:**

During processor/memory subsystem initialization, an error was encountered: One or more CxxTest Unit Tests failed.

**Response:**

The FRU callouts are calculated at the time of the failure. See the error log for the actual replacement strategy.

---

**BC210504****Explanation:**

During processor/memory subsystem initialization, an error was encountered: Could not FLUSH virtual memory.

**Response:**

The FRU callouts are calculated at the time of the failure. See the error log for the actual replacement strategy.

---

**BC210505****Explanation:**

During processor/memory subsystem initialization, an error was encountered: Initialization Service launched a task and the task returned an error.

**Response:**

The FRU callouts are calculated at the time of the failure. See the error log for the actual replacement strategy.

---

**BC210506****Explanation:**

During processor/memory subsystem initialization, an error was encountered: Initialization Service launched a function and the task returned an error.

**Response:**

The FRU callouts are calculated at the time of the failure. See the error log for the actual replacement strategy.

---

**BC210507****Explanation:**

During processor/memory subsystem initialization, an error was encountered: Initialization Service failed to load a module needed to load a function or task. UserDetails will contain the name of the function or task.

**Response:**

The FRU callouts are calculated at the time of the failure. See the error log for the actual replacement strategy.

---

**BC210508****Explanation:**

During processor/memory subsystem initialization, an error was encountered: Request to send Istep Complete msg to Fsp, but no outstanding message from service processor found.

**Response:**

The FRU callouts are calculated at the time of the failure. See the error log for the actual replacement strategy.

---

**BC210509****Explanation:**

During processor/memory subsystem initialization, an error was encountered: IStep failed and HW deconfigured. Looped back to an earlier istep (Reconfigure loop).

**Response:**

The FRU callouts are calculated at the time of the failure. See the error log for the actual replacement strategy.

---

**BC21050A****Explanation:**

A hardware error occurred during the IPL. See previous logs for details.

**Response:**

The FRU callouts are calculated at the time of the failure. See the error log for the actual replacement strategy.

---

**BC21050B****Explanation:**

During processor/memory subsystem initialization, an error was encountered: Received shutdown request from service processor.

**Response:**

The FRU callouts are calculated at the time of the failure. See the error log for the actual replacement strategy.

---

**BC21050C****Explanation:**

A problem occurred during the IPL of the system.

**Response:**

The FRU callouts are calculated at the time of the failure. See the error log for the actual replacement strategy.

---

**BC21050D****Explanation:**

During processor/memory subsystem initialization, an error was encountered: Istep messaged received by non-master node.

**Response:**

The FRU callouts are calculated at the time of the failure. See the error log for the actual replacement strategy.

---

**BC21050F****Explanation:**

A reconfigure loop is being induced for testing purposes.

**Response:**

The FRU callouts are calculated at the time of the failure. See the error log for the actual replacement strategy.

---

**BC210510****Explanation:**

During processor/memory subsystem initialization, an error was encountered: Received shutdown request due to deconfigure outside of reconfig loop.

**Response:**

The FRU callouts are calculated at the time of the failure. See the error log for the actual replacement strategy.

---

**BC210511****Explanation:**

An internal firmware error occurred.

**Response:**

The FRU callouts are calculated at the time of the failure. See the error log for the actual replacement strategy.

---

**BC210512****Explanation:**

Node is no longer accepting istep requests.

**Response:**

The FRU callouts are calculated at the time of the failure. See the error log for the actual replacement strategy.

---

**BC210516****Explanation:**

Firmware error during boot.

**Response:**

The FRU callouts are calculated at the time of the failure. See the error log for the actual replacement strategy.

---

**BC210601****Explanation:**

A problem occurred while accessing the boot flash.

**Response:**

The FRU callouts are calculated at the time of the failure. See the error log for the actual replacement strategy.

---

**BC210602****Explanation:**

A problem occurred while accessing the boot flash.

**Response:**

The FRU callouts are calculated at the time of the failure. See the error log for the actual replacement strategy.

---

**BC210603****Explanation:**

During processor/memory subsystem initialization, an error was encountered: invalid section passed to flush.

**Response:**

The FRU callouts are calculated at the time of the failure. See the error log for the actual replacement strategy.

---

**BC210604****Explanation:**

A problem occurred while initializing secure PNOR.

**Response:**

The FRU callouts are calculated at the time of the failure. See the error log for the actual replacement strategy.

---

**BC210605****Explanation:**

Processor NOR flash: A problem occurred while accessing the boot flash.

**Response:**

The FRU callouts are calculated at the time of the failure. See the error log for the actual replacement strategy.

---

**BC210606****Explanation:**

A problem occurred while accessing the boot flash.

**Response:**

The FRU callouts are calculated at the time of the failure. See the error log for the actual replacement strategy.

---

**BC210607**

**Explanation:**

During processor/memory subsystem initialization, an error was encountered: Unsupported Reset Level requested.

**Response:**

The FRU callouts are calculated at the time of the failure. See the error log for the actual replacement strategy.

---

**BC210608****Explanation:**

LPC bus error communicating with the BMC.

**Response:**

The FRU callouts are calculated at the time of the failure. See the error log for the actual replacement strategy.

---

**BC210609****Explanation:**

A problem occurred while accessing the boot flash.

**Response:**

The FRU callouts are calculated at the time of the failure. See the error log for the actual replacement strategy.

---

**BC21060B****Explanation:**

Hardware error accessing flash during IPL.

**Response:**

The FRU callouts are calculated at the time of the failure. See the error log for the actual replacement strategy.

---

**BC21060C****Explanation:**

Fail verifying Flash File System (FFS) Header on Master Candidate Processor NOR flash Table of Contents

**Response:**

The FRU callouts are calculated at the time of the failure. See the error log for the actual replacement strategy.

---

**BC210610****Explanation:**

A problem occurred while accessing the boot flash.

**Response:**

The FRU callouts are calculated at the time of the failure. See the error log for the actual replacement strategy.

---

**BC210612****Explanation:**

Hardware error accessing flash during IPL.

**Response:**

The FRU callouts are calculated at the time of the failure. See the error log for the actual replacement strategy.

---

**BC210614****Explanation:**

Firmware error accessing flash during IPL.

**Response:**

The FRU callouts are calculated at the time of the failure. See the error log for the actual replacement strategy.

---

**BC210615****Explanation:**

BMC not responding while accessing the flash.

**Response:**

The FRU callouts are calculated at the time of the failure. See the error log for the actual replacement strategy.

---

**BC210616****Explanation:**

Error accessing system firmware flash.

**Response:**

The FRU callouts are calculated at the time of the failure. See the error log for the actual replacement strategy.

---

**BC210617****Explanation:**

Error accessing system firmware flash.

**Response:**

The FRU callouts are calculated at the time of the failure. See the error log for the actual replacement strategy.

---

**BC210619****Explanation:**

A problem occurred while reading Processor NOR flash partition table.

**Response:**

The FRU callouts are calculated at the time of the failure. See the error log for the actual replacement strategy.

---

**BC21061B****Explanation:**

During processor/memory subsystem initialization, an error was encountered: invalid section passed to getSectionInfo or section prohibited by secureboot.

**Response:**

The FRU callouts are calculated at the time of the failure. See the error log for the actual replacement strategy.

---

**BC21061C****Explanation:**

During processor/memory subsystem initialization, an error was encountered: UNCORRECTABLE ECC.

**Response:**

The FRU callouts are calculated at the time of the failure. See the error log for the actual replacement strategy.

---

**BC21061D****Explanation:**

During processor/memory subsystem initialization, an error was encountered: section size is zero.

**Response:**

The FRU callouts are calculated at the time of the failure. See the error log for the actual replacement strategy.

---

**BC21061E****Explanation:**

Failed to remove pages.

**Response:**

The FRU callouts are calculated at the time of the failure. See the error log for the actual replacement strategy.

---

**BC21061F****Explanation:**

Error accessing system firmware flash.

**Response:**

The FRU callouts are calculated at the time of the failure. See the error log for the actual replacement strategy.

---

**BC210620****Explanation:**

Error accessing system firmware flash.

**Response:**

The FRU callouts are calculated at the time of the failure. See the error log for the actual replacement strategy.

---

**BC210621****Explanation:**

During processor/memory subsystem initialization, an error was encountered: Non ECC protected section is passed to fixECC.

**Response:**

The FRU callouts are calculated at the time of the failure. See the error log for the actual replacement strategy.

---

**BC210622****Explanation:**

A problem occurred while reading Processor NOR flash partition table.

**Response:**

The FRU callouts are calculated at the time of the failure. See the error log for the actual replacement strategy.

---

**BC210623****Explanation:**

A problem occurred while reading Processor NOR flash partition table.

**Response:**

The FRU callouts are calculated at the time of the failure. See the error log for the actual replacement strategy.

---

**BC210627****Explanation:**

A problem occurred while accessing the boot flash.

**Response:**

The FRU callouts are calculated at the time of the failure. See the error log for the actual replacement strategy.

---

**BC210629****Explanation:**

No valid Table of Contents (TOC) found for Processor NOR flash.

**Response:**

The FRU callouts are calculated at the time of the failure. See the error log for the actual replacement strategy.

---

**BC21062A****Explanation:**

Error accessing system firmware flash.

**Response:**

The FRU callouts are calculated at the time of the failure. See the error log for the actual replacement strategy.

---

**BC21062B****Explanation:**

A problem occurred while reading Processor NOR flash partition table.

**Response:**

The FRU callouts are calculated at the time of the failure. See the error log for the actual replacement strategy.

---

**BC21062C****Explanation:**

A problem occurred while reading Processor NOR flash partition table.

**Response:**

The FRU callouts are calculated at the time of the failure. See the error log for the actual replacement strategy.

---

**BC21062D****Explanation:**

A problem occurred while reading Processor NOR flash partition table.

**Response:**

The FRU callouts are calculated at the time of the failure. See the error log for the actual replacement strategy.

---

**BC21062F****Explanation:**

Firmware level mismatch.

**Response:**

The FRU callouts are calculated at the time of the failure. See the error log for the actual replacement strategy.

---

**BC210630****Explanation:**

Secureboot key transition failure.

**Response:**

The FRU callouts are calculated at the time of the failure. See the error log for the actual replacement strategy.

---

**BC210631****Explanation:**

Firmware Error.

**Response:**

The FRU callouts are calculated at the time of the failure. See the error log for the actual replacement strategy.

---

**BC210632****Explanation:**

BMC not responding while accessing the flash.

**Response:**

The FRU callouts are calculated at the time of the failure. See the error log for the actual replacement strategy.

---

**BC210633****Explanation:**

BMC not responding while accessing the flash.

**Response:**

The FRU callouts are calculated at the time of the failure. See the error log for the actual replacement strategy.

---

**BC210634****Explanation:**

Security failure: unable to securely load requested firmware.

**Response:**

The FRU callouts are calculated at the time of the failure. See the error log for the actual replacement strategy.

---

**BC210635****Explanation:**

A problem occurred within the security subsystem.

**Response:**

The FRU callouts are calculated at the time of the failure. See the error log for the actual replacement strategy.

---

**BC210636****Explanation:**

A problem occurred within the security subsystem.

**Response:**

The FRU callouts are calculated at the time of the failure. See the error log for the actual replacement strategy.

---

**BC210637****Explanation:**

A problem occurred within the security subsystem.

**Response:**

The FRU callouts are calculated at the time of the failure. See the error log for the actual replacement strategy.

---

**BC210638****Explanation:**

Failure in security subsystem.

**Response:**

The FRU callouts are calculated at the time of the failure. See the error log for the actual replacement strategy.

---

**BC210639****Explanation:**

Platform Security Error.

**Response:**

The FRU callouts are calculated at the time of the failure. See the error log for the actual replacement strategy.

---

**BC21063A****Explanation:**

Failure in security subsystem.

**Response:**



The FRU callouts are calculated at the time of the failure. See the error log for the actual replacement strategy.

---

**BC21063B****Explanation:**

Failure in security subsystem.

**Response:**

The FRU callouts are calculated at the time of the failure. See the error log for the actual replacement strategy.

---

**BC21063C****Explanation:**

Failure in security subsystem.

**Response:**

The FRU callouts are calculated at the time of the failure. See the error log for the actual replacement strategy.

---

**BC21063D****Explanation:**

A problem occurred while reading Processor NOR flash partition table.

**Response:**

The FRU callouts are calculated at the time of the failure. See the error log for the actual replacement strategy.

---

**BC210702****Explanation:**

A problem occurred during the IPL of the system.

**Response:**

The FRU callouts are calculated at the time of the failure. See the error log for the actual replacement strategy.

---

**BC210703****Explanation:**

During processor/memory subsystem initialization, an error was encountered: Timed out waiting for data in FIFO to read.

**Response:**

The FRU callouts are calculated at the time of the failure. See the error log for the actual replacement strategy.

---

**BC210705****Explanation:**

During processor/memory subsystem initialization, an error was encountered: Timed out waiting for command complete.

**Response:**

The FRU callouts are calculated at the time of the failure. See the error log for the actual replacement strategy.

---

**BC210706****Explanation:**

A problem occurred during the IPL of the system: An error was found in the I2C status register.

**Response:**

The FRU callouts are calculated at the time of the failure. See the error log for the actual replacement strategy.

---

**BC210707****Explanation:**

During processor/memory subsystem initialization, an error was encountered: Master Sentinel chip was used as a target for an I2C operation. This is not permitted.

**Response:**

The FRU callouts are calculated at the time of the failure. See the error log for the actual replacement strategy.

---

**BC21070A****Explanation:**

A problem occurred during the IPL of the system.

**Response:**

The FRU callouts are calculated at the time of the failure. See the error log for the actual replacement strategy.

---

**BC21070B****Explanation:**

A problem occurred during the IPL of the system: A NACK error was found in the I2C Status register.

**Response:**

The FRU callouts are calculated at the time of the failure. See the error log for the actual replacement strategy.

---

**BC21070C****Explanation:**

A problem occurred during the IPL of the system: A Bus Arbitration Lost error was found in the I2C status register.

**Response:**

The FRU callouts are calculated at the time of the failure. See the error log for the actual replacement strategy.

---

**BC21070D****Explanation:**

During processor/memory subsystem initialization, an error was encountered: I2C read/write interface not linked.

**Response:**

The FRU callouts are calculated at the time of the failure. See the error log for the actual replacement strategy.

---

**BC21070E****Explanation:**

During processor/memory subsystem initialization, an error was encountered: I2C access error.

**Response:**

The FRU callouts are calculated at the time of the failure. See the error log for the actual replacement strategy.

---

**BC21070F****Explanation:**

During processor/memory subsystem initialization, an error was encountered: I2C offset length is invalid.

**Response:**

The FRU callouts are calculated at the time of the failure. See the error log for the actual replacement strategy.

---

**BC210710****Explanation:**

During processor/memory subsystem initialization, an error was encountered: There was an error retrieving the EEPROM page mutex for this i2c master engine.

**Response:**

The FRU callouts are calculated at the time of the failure. See the error log for the actual replacement strategy.

---

**BC210711****Explanation:**

During processor/memory subsystem initialization, an error was encountered: Invalid page requested.

**Response:**

The FRU callouts are calculated at the time of the failure. See the error log for the actual replacement strategy.

---

**BC210712****Explanation:**

During processor/memory subsystem initialization, an error was encountered: I2C master encountered an error while trying to unlock the eepromPage.

**Response:**

The FRU callouts are calculated at the time of the failure. See the error log for the actual replacement strategy.

---

**BC210713****Explanation:**

A problem occurred during the IPL of the system.

**Response:**

The FRU callouts are calculated at the time of the failure. See the error log for the actual replacement strategy.

---

**BC210714****Explanation:**

Unexpected boot firmware error.

**Response:**

The FRU callouts are calculated at the time of the failure. See the error log for the actual replacement strategy.

---

**BC210715****Explanation:**

Unexpected boot firmware error.

**Response:**

The FRU callouts are calculated at the time of the failure. See the error log for the actual replacement strategy.

---

**BC210716****Explanation:**

Firmware error during boot.

**Response:**

The FRU callouts are calculated at the time of the failure. See the error log for the actual replacement strategy.

---

**BC210717****Explanation:**

Firmware error during boot.

**Response:**

The FRU callouts are calculated at the time of the failure. See the error log for the actual replacement strategy.

---

**BC210718****Explanation:**

Unexpected firmware error.

**Response:**

The FRU callouts are calculated at the time of the failure. See the error log for the actual replacement strategy.

---

**BC210719****Explanation:**

Unexpected firmware error.

**Response:**

The FRU callouts are calculated at the time of the failure. See the error log for the actual replacement strategy.

---

**BC21071A****Explanation:**

Unexpected firmware error.

**Response:**

The FRU callouts are calculated at the time of the failure. See the error log for the actual replacement strategy.

---

**BC21071B**

**Explanation:**

Unexpected firmware error.

**Response:**

The FRU callouts are calculated at the time of the failure. See the error log for the actual replacement strategy.

---

**BC21071C**

**Explanation:**

Unexpected firmware error.

**Response:**

The FRU callouts are calculated at the time of the failure. See the error log for the actual replacement strategy.

---

**BC21071D**

**Explanation:**

Unexpected firmware error.

**Response:**

The FRU callouts are calculated at the time of the failure. See the error log for the actual replacement strategy.

---

**BC210801**

**Explanation:**

During processor/memory subsystem initialization, an error was encountered: Could not load/unload module.

**Response:**

The FRU callouts are calculated at the time of the failure. See the error log for the actual replacement strategy.

---

**BC210803**

**Explanation:**

During processor/memory subsystem initialization, an error was encountered: Could not allocate virtual memory.

**Response:**

The FRU callouts are calculated at the time of the failure. See the error log for the actual replacement strategy.

---

**BC210804**

**Explanation:**

During processor/memory subsystem initialization, an error was encountered: Could not set permissions on virtual memory.

**Response:**

The FRU callouts are calculated at the time of the failure. See the error log for the actual replacement strategy.

---

**BC210805**

**Explanation:**

During processor/memory subsystem initialization, an error was encountered: Module does not exist.

**Response:**

The FRU callouts are calculated at the time of the failure. See the error log for the actual replacement strategy.

---

**BC210806**

**Explanation:**

During processor/memory subsystem initialization, an error was encountered: Module is not a data module.

**Response:**

The FRU callouts are calculated at the time of the failure. See the error log for the actual replacement strategy.

---

**BC210807**

**Explanation:**

A problem was detected during the IPL of they system: Task crashed.

**Response:**

The FRU callouts are calculated at the time of the failure. See the error log for the actual replacement strategy.

---

**BC210808**

**Explanation:**

Corrupted flash image or firmware error during system boot.

**Response:**

The FRU callouts are calculated at the time of the failure. See the error log for the actual replacement strategy.

---

**BC210901**

**Explanation:**

A problem was detected during the IPL of the system: A hardware initialization procedure requested an invalid attribute.

**Response:**

The FRU callouts are calculated at the time of the failure. See the error log for the actual replacement strategy.

---

**BC210902**

**Explanation:**

During processor/memory subsystem initialization, an error was encountered: Request for EC features on an attribute without EC features.

**Response:**

The FRU callouts are calculated at the time of the failure. See the error log for the actual replacement strategy.

---

**BC210907**

**Explanation:**

Internal firmware error.

**Response:**

The FRU callouts are calculated at the time of the failure. See the error log for the actual replacement strategy.

---

**BC210908**

**Explanation:**

Firmware Error.

**Response:**

The FRU callouts are calculated at the time of the failure. See the error log for the actual replacement strategy.

---

**BC210909**

**Explanation:**

Firmware Error.

**Response:**

The FRU callouts are calculated at the time of the failure. See the error log for the actual replacement strategy.

---

**BC21090A**

**Explanation:**

Firmware Error.

**Response:**

The FRU callouts are calculated at the time of the failure. See the error log for the actual replacement strategy.

---

**BC21090D**

**Explanation:**

Firmware error during IPL.

**Response:**

The FRU callouts are calculated at the time of the failure. See the error log for the actual replacement strategy.

---

**BC21090E**

**Explanation:**

Firmware error during IPL.

**Response:**

The FRU callouts are calculated at the time of the failure. See the error log for the actual replacement strategy.

---

**BC21090F**

**Explanation:**

Error initializing processor/memory subsystem during boot. See FRU list for repair actions.

**Response:**

The FRU callouts are calculated at the time of the failure. See the error log for the actual replacement strategy.

---

**BC210910**

**Explanation:**

Firmware error during IPL.

**Response:**

The FRU callouts are calculated at the time of the failure. See the error log for the actual replacement strategy.

---

**BC210911**

**Explanation:**

Firmware error during IPL.

**Response:**

The FRU callouts are calculated at the time of the failure. See the error log for the actual replacement strategy.

---

**BC210912**

**Explanation:**

A problem occurred during the IPL of the system.

**Response:**

The FRU callouts are calculated at the time of the failure. Examine the error log for the actual replacement strategy.

---

**BC210913**

**Explanation:**

During processor/memory subsystem initialization, an error was encountered.

**Response:**

The FRU callouts are calculated at the time of the failure. Examine the error log for the actual replacement strategy.

---

**BC210914**

**Explanation:**

During processor/memory subsystem initialization, an error was encountered.

**Response:**

The FRU callouts are calculated at the time of the failure. Examine the error log for the actual replacement strategy.

---

**BC210915****Explanation:**

During processor/memory subsystem initialization, an error was encountered.

**Response:**

The FRU callouts are calculated at the time of the failure. Examine the error log for the actual replacement strategy.

---

**BC210916****Explanation:**

During processor/memory subsystem initialization, an error was encountered.

**Response:**

The FRU callouts are calculated at the time of the failure. Examine the error log for the actual replacement strategy.

---

**BC210917****Explanation:**

During processor/memory subsystem initialization, an error was encountered.

**Response:**

The FRU callouts are calculated at the time of the failure. Examine the error log for the actual replacement strategy.

---

**BC21091B****Explanation:**

A problem occurred during the IPL of the system.

**Response:**

The FRU callouts are calculated at the time of the failure. Examine the error log for the actual replacement strategy.

---

**BC21091C****Explanation:**

During processor/memory subsystem initialization, an error was encountered.

**Response:**

The FRU callouts are calculated at the time of the failure. Examine the error log for the actual replacement strategy.

---

**BC21091D****Explanation:**

A problem occurred during the IPL of the system.

**Response:**

The FRU callouts are calculated at the time of the failure. Examine the error log for the actual replacement strategy.

---

**BC21091E****Explanation:**

During processor/memory subsystem initialization, an error was encountered.

**Response:**

The FRU callouts are calculated at the time of the failure. Examine the error log for the actual replacement strategy.

---

**BC21091F****Explanation:**

During processor/memory subsystem initialization, an error was encountered.

**Response:**

The FRU callouts are calculated at the time of the failure. Examine the error log for the actual replacement strategy.

---

**BC210920****Explanation:**

A problem occurred during the IPL of the system.

**Response:**

The FRU callouts are calculated at the time of the failure. Examine the error log for the actual replacement strategy.

---

**BC210921****Explanation:**

A problem occurred during the IPL of the system.

**Response:**

The FRU callouts are calculated at the time of the failure. Examine the error log for the actual replacement strategy.

---

**BC210922****Explanation:**

A problem occurred during the IPL of the system.

**Response:**

The FRU callouts are calculated at the time of the failure. Examine the error log for the actual replacement strategy.

---

**BC210923****Explanation:**

A problem occurred during the IPL of the system.

**Response:**

The FRU callouts are calculated at the time of the failure. Examine the error log for the actual replacement strategy.

---

**BC210924****Explanation:**

Error unmapping memory section.

**Response:**

The FRU callouts are calculated at the time of the failure. See the error log for the actual replacement strategy.

---

**BC210925****Explanation:**

During processor/memory subsystem initialization, an error was encountered: The hwsv returned a message where the extra data was null. This should not happen so need to tell HostBoot to stop the ipl.

**Response:**

The FRU callouts are calculated at the time of the failure. See the error log for the actual replacement strategy.

---

**BC210926****Explanation:**

During processor/memory subsystem initialization, an error was encountered: The hwsv found an error while processing the message so it sent an error message back to indicate to HostBoot to stop the IPL. Userdata1 will have the error PLID from hwsv's errorlog.

**Response:**

The FRU callouts are calculated at the time of the failure. See the error log for the actual replacement strategy.

---

**BC210927****Explanation:**

During processor/memory subsystem initialization, an error was encountered: The hwsv returned a message where there was an error when the powr function was called. userdata1 contains the errorlog plid from hwsv generated by the powr function.

**Response:**

The FRU callouts are calculated at the time of the failure. See the error log for the actual replacement strategy.

---

**BC210928****Explanation:**

During processor/memory subsystem initialization, an error was encountered: HB got an incorrect type message. HB did not provide the correct message type in the istep. Userdata1 shows the message type passed in.

**Response:**

The FRU callouts are calculated at the time of the failure. See the error log for the actual replacement strategy.

---

**BC210929****Explanation:**

During processor/memory subsystem initialization, an error was encountered.

**Response:**

The FRU callouts are calculated at the time of the failure. Examine the error log for the actual replacement strategy.

---

**BC21092A****Explanation:**

During processor/memory subsystem initialization, an error was encountered: messages from other nodes have not returned in time.

**Response:**

The FRU callouts are calculated at the time of the failure. See the error log for the actual replacement strategy.

---

**BC21092B****Explanation:**

During processor/memory subsystem initialization, an error was encountered: host coalesce host timer thread failed.

**Response:**

The FRU callouts are calculated at the time of the failure. See the error log for the actual replacement strategy.

---

**BC21092C****Explanation:**

During processor/memory subsystem initialization, an error was encountered.

**Response:**

The FRU callouts are calculated at the time of the failure. Examine the error log for the actual replacement strategy.

---

**BC21092D****Explanation:**

During processor/memory subsystem initialization, an error was encountered.

**Response:**

The FRU callouts are calculated at the time of the failure. Examine the error log for the actual replacement strategy.

---

**BC21092E****Explanation:**

During processor/memory subsystem initialization, an error was encountered: Request given to load payload into mirrored memory, but no mirrored memory exists at that location.

**Response:**

The FRU callouts are calculated at the time of the failure. See the error log for the actual replacement strategy.

---

**BC210930**

**Explanation:**

Read/write requested while in DISABLE\_DRAM\_REPAIRS mode found extra bad bits set for DIMM.

**Response:**

The FRU callouts are calculated at the time of the failure. See the error log for the actual replacement strategy.

---

**BC210931****Explanation:**

A problem occurred during the IPL of the system.

**Response:**

The FRU callouts are calculated at the time of the failure. See the error log for the actual replacement strategy.

---

**BC210932****Explanation:**

A problem occurred during the IPL of the system.

**Response:**

The FRU callouts are calculated at the time of the failure. See the error log for the actual replacement strategy.

---

**BC210933****Explanation:**

During processor/memory subsystem initialization, an error was encountered: Failed due to wrong DIMM type.

**Response:**

The FRU callouts are calculated at the time of the failure. See the error log for the actual replacement strategy.

---

**BC210934****Explanation:**

During processor/memory subsystem initialization, an error was encountered: Either nominal, max turbo or min power save frequency for the processor HUID (userdata1) is zero.

**Response:**

The FRU callouts are calculated at the time of the failure. See the error log for the actual replacement strategy.

---

**BC210935****Explanation:**

During processor/memory subsystem initialization, an error was encountered: Input buffer size is smaller than expected length.

**Response:**

The FRU callouts are calculated at the time of the failure. See the error log for the actual replacement strategy.

---

**BC210936****Explanation:**

During processor/memory subsystem initialization, an error was encountered: Nominal frequency(userdata1) does not match nominal frequency(userdata2) on other cores. Should be the same for all chips.

**Response:**

The FRU callouts are calculated at the time of the failure. See the error log for the actual replacement strategy.

---

**BC210937****Explanation:**

During processor/memory subsystem initialization, an error was encountered: Invalid bucket id found for the voltage data.

**Response:**

The FRU callouts are calculated at the time of the failure. See the error log for the actual replacement strategy.

---

**BC210938****Explanation:**

During processor/memory subsystem initialization, an error was encountered: Bucket id from PR keyword does not match bucket id in the voltage data.

**Response:**

The FRU callouts are calculated at the time of the failure. See the error log for the actual replacement strategy.

---

**BC210939****Explanation:**

During processor/memory subsystem initialization, an error was encountered: Unsupported #V keyword data version found.

**Response:**

The FRU callouts are calculated at the time of the failure. See the error log for the actual replacement strategy.

---

**BC21093B****Explanation:**

During processor/memory subsystem initialization, an error was encountered: When Workload Optimized Frequency (WOF) is enabled, ultra turbo freq should not be 0.

**Response:**

The FRU callouts are calculated at the time of the failure. See the error log for the actual replacement strategy.

---

**BC21093C****Explanation:**

During processor/memory subsystem initialization, an error was encountered: When Workload Optimized Frequency (WOF) is enabled, the WOF Freq Uplift index should be 1,2,3, or 4.

**Response:**

The FRU callouts are calculated at the time of the failure. See the error log for the actual replacement strategy.

---

**BC21093D**

**Explanation:**

A problem occurred during the IPL of the system.

**Response:**

The FRU callouts are calculated at the time of the failure. See the error log for the actual replacement strategy.

---

**BC21093E**

**Explanation:**

Error uncompressing payload image from boot flash.

**Response:**

The FRU callouts are calculated at the time of the failure. See the error log for the actual replacement strategy.

---

**BC210A01**

**Explanation:**

An internal function called the FSI device driver with an improper data length.

**Response:**

The FRU callouts are calculated at the time of the failure. See the error log for the actual replacement strategy.

---

**BC210A03**

**Explanation:**

A problem occurred during the IPL of the system.

**Response:**

The FRU callouts are calculated at the time of the failure. See the error log for the actual replacement strategy.

---

**BC210A04**

**Explanation:**

A problem occurred during the IPL of the system.

**Response:**

The FRU callouts are calculated at the time of the failure. See the error log for the actual replacement strategy.

---

**BC210A06**

**Explanation:**

A problem occurred during the IPL of the system.

**Response:**

The FRU callouts are calculated at the time of the failure. See the error log for the actual replacement strategy.

---

**BC210A08**

**Explanation:**

A problem occurred during the IPL of the system.

**Response:**

The FRU callouts are calculated at the time of the failure. See the error log for the actual replacement strategy.

---

**BC210A09**

**Explanation:**

A problem occurred during the IPL of the system.

**Response:**

The FRU callouts are calculated at the time of the failure. See the error log for the actual replacement strategy.

---

**BC210A0A**

**Explanation:**

A problem occurred during the IPL of the system.

**Response:**

The FRU callouts are calculated at the time of the failure. See the error log for the actual replacement strategy.

---

**BC210A0B**

**Explanation:**

A problem occurred during the IPL of the system.

**Response:**

The FRU callouts are calculated at the time of the failure. See the error log for the actual replacement strategy.

---

**BC210A0C**

**Explanation:**

A problem occurred during the IPL of the system.

**Response:**

The FRU callouts are calculated at the time of the failure. See the error log for the actual replacement strategy.

---

**BC210A0D**

**Explanation:**

A problem occurred during the IPL of the system.

**Response:**

The FRU callouts are calculated at the time of the failure. See the error log for the actual replacement strategy.

---

**BC210A0E**

**Explanation:**

A problem occurred during the IPL of the system.



**Response:**

The FRU callouts are calculated at the time of the failure. See the error log for the actual replacement strategy.

---

**BC210A0F****Explanation:**

FSI and MVPD do not agree.

**Response:**

The FRU callouts are calculated at the time of the failure. See the error log for the actual replacement strategy.

---

**BC210A10****Explanation:**

FSI and CVPD do not agree.

**Response:**

The FRU callouts are calculated at the time of the failure. See the error log for the actual replacement strategy.

---

**BC210A11****Explanation:**

A problem occurred during the IPL of the system.

**Response:**

The FRU callouts are calculated at the time of the failure. See the error log for the actual replacement strategy.

---

**BC210A12****Explanation:**

A problem occurred during the IPL of the system.

**Response:**

The FRU callouts are calculated at the time of the failure. See the error log for the actual replacement strategy.

---

**BC210B01****Explanation:**

During processor/memory subsystem initialization, an error was encountered.

**Response:**

The FRU callouts are calculated at the time of the failure. Examine the error log for the actual replacement strategy.

---

**BC210B02****Explanation:**

A problem occurred during the IPL of the system. The eyecatch value observed in memory does not match the expected value and therefore the contents of the attribute sections are unable to be parsed.

**Response:**

The FRU callouts are calculated at the time of the failure. See the error log for the actual replacement strategy.

---

**BC210B03****Explanation:**

Kernel failed to block memory.

**Response:**

The FRU callouts are calculated at the time of the failure. See the error log for the actual replacement strategy.

---

**BC210B04****Explanation:**

Kernel failed to set permissions on virtual memory block.

**Response:**

The FRU callouts are calculated at the time of the failure. See the error log for the actual replacement strategy.

---

**BC210B05****Explanation:**

Unexpected boot firmware error occurred.

**Response:**

The FRU callouts are calculated at the time of the failure. See the error log for the actual replacement strategy.

---

**BC210B06****Explanation:**

FW error, unexpected Attribute section type.

**Response:**

The FRU callouts are calculated at the time of the failure. See the error log for the actual replacement strategy.

---

**BC210B07****Explanation:**

A problem occurred during the IPL of the system: Attributes were not fully synchronized between the host firmware and service processor.

**Response:**

The FRU callouts are calculated at the time of the failure. See the error log for the actual replacement strategy.

---

**BC210B08****Explanation:**

During processor/memory subsystem initialization, an error was encountered: The attribute synchronization code on the service processor side was unable to fulfill the sync to HostBoot request.

**Response:**

The FRU callouts are calculated at the time of the failure. See the error log for the actual replacement strategy.

---

**BC210B09****Explanation:**

During processor/memory subsystem initialization, an error was encountered: The attribute synchronization from the service processor failed.

**Response:**

The FRU callouts are calculated at the time of the failure. See the error log for the actual replacement strategy.

---

**BC210B0A****Explanation:**

During processor/memory subsystem initialization, an error was encountered.

**Response:**

The FRU callouts are calculated at the time of the failure. Examine the error log for the actual replacement strategy.

---

**BC210B0B****Explanation:**

During processor/memory subsystem initialization, an error was encountered.

**Response:**

The FRU callouts are calculated at the time of the failure. Examine the error log for the actual replacement strategy.

---

**BC210B0C****Explanation:**

During processor/memory subsystem initialization, an error was encountered: Targeting target's type not supported by runtime code.

**Response:**

The FRU callouts are calculated at the time of the failure. See the error log for the actual replacement strategy.

---

**BC210B0D****Explanation:**

Invalid configuration data in firmware Processor NOR flash.

**Response:**

The FRU callouts are calculated at the time of the failure. See the error log for the actual replacement strategy.

---

**BC210B0E****Explanation:**

Invalid configuration data in firmware Processor NOR flash.

**Response:**

The FRU callouts are calculated at the time of the failure. See the error log for the actual replacement strategy.

---

**BC210B0F****Explanation:**

During processor/memory subsystem initialization, an error was encountered: Failure applying given attribute override on given target.

**Response:**

The FRU callouts are calculated at the time of the failure. See the error log for the actual replacement strategy.

---

**BC210B10****Explanation:**

During processor/memory subsystem initialization, an error was encountered: Given target does not have given attribute to apply override.

**Response:**

The FRU callouts are calculated at the time of the failure. See the error log for the actual replacement strategy.

---

**BC210B11****Explanation:**

Invalid configuration data in firmware Processor NOR flash.

**Response:**

The FRU callouts are calculated at the time of the failure. See the error log for the actual replacement strategy.

---

**BC210B12****Explanation:**

Invalid configuration data in firmware Processor NOR flash.

**Response:**

The FRU callouts are calculated at the time of the failure. See the error log for the actual replacement strategy.

---

**BC210B13****Explanation:**

Kernel failed to block map memory.

**Response:**

The FRU callouts are calculated at the time of the failure. See the error log for the actual replacement strategy.

---

**BC210B15****Explanation:**

Kernel failed to unblock mapped memory.

**Response:**

The FRU callouts are calculated at the time of the failure. See the error log for the actual replacement strategy.

---

**BC210B16****Explanation:**

Unexpected internal firmware error.

**Response:**

The FRU callouts are calculated at the time of the failure. See the error log for the actual replacement strategy.

---

**BC210B17****Explanation:**

Unexpected internal firmware error.

**Response:**

The FRU callouts are calculated at the time of the failure. See the error log for the actual replacement strategy.

---

**BC210B18****Explanation:**

Internal firmware error preparing for concurrent code update.

**Response:**

The FRU callouts are calculated at the time of the failure. See the error log for the actual replacement strategy.

---

**BC210B19****Explanation:**

Unsupported override configuration data.

**Response:**

The FRU callouts are calculated at the time of the failure. See the error log for the actual replacement strategy.

---

**BC210B1A****Explanation:**

Unexpected boot firmware failure.

**Response:**

The FRU callouts are calculated at the time of the failure. See the error log for the actual replacement strategy.

---

**BC210B1B****Explanation:**

Tolerated boot firmware error occurred.

**Response:**

The FRU callouts are calculated at the time of the failure. See the error log for the actual replacement strategy.

---

**BC210B80****Explanation:**

During processor/memory subsystem initialization, an error was encountered: The caller passed an invalid node target to find the master proc handle.

**Response:**

The FRU callouts are calculated at the time of the failure. See the error log for the actual replacement strategy.

---

**BC210B81****Explanation:**

During processor/memory subsystem initialization, an error was encountered: The caller passed an invalid node target to find the master proc handle.

**Response:**

The FRU callouts are calculated at the time of the failure. See the error log for the actual replacement strategy.

---

**BC210B82****Explanation:**

Internal firmware error applying custom configuration settings.

**Response:**

The FRU callouts are calculated at the time of the failure. See the error log for the actual replacement strategy.

---

**BC210B83****Explanation:**

Firmware error doing code update.

**Response:**

The FRU callouts are calculated at the time of the failure. See the error log for the actual replacement strategy.

---

**BC210B84****Explanation:**

Firmware error doing code update.

**Response:**

The FRU callouts are calculated at the time of the failure. See the error log for the actual replacement strategy.

---

**BC210B85****Explanation:**

Firmware error doing code update.

**Response:**

The FRU callouts are calculated at the time of the failure. See the error log for the actual replacement strategy.

---

**BC210B86****Explanation:**

Firmware error doing code update.

**Response:**

The FRU callouts are calculated at the time of the failure. See the error log for the actual replacement strategy.

---

**BC210B87****Explanation:**

Firmware error doing code update.

**Response:**

The FRU callouts are calculated at the time of the failure. See the error log for the actual replacement strategy.

---

**BC210B88****Explanation:**

Firmware error doing code update.

**Response:**

The FRU callouts are calculated at the time of the failure. See the error log for the actual replacement strategy.

---

**BC210B89****Explanation:**

Attempted to perform an invalid attribute look up.

**Response:**

The FRU callouts are calculated at the time of the failure. See the error log for the actual replacement strategy.

---

**BC210B8A****Explanation:**

A problem occurred during the IPL of the system. Expected resource was not indicated to be present.

**Response:**

The FRU callouts are calculated at the time of the failure. See the error log for the actual replacement strategy.

---

**BC210B8B****Explanation:**

During processor/memory subsystem initialization, an error was encountered: Error: Failed to translate common association address to platform address.

**Response:**

The FRU callouts are calculated at the time of the failure. See the error log for the actual replacement strategy.

---

**BC210B8C****Explanation:**

During processor/memory subsystem initialization, an error was encountered: Error: No free association entry to set.

**Response:**

The FRU callouts are calculated at the time of the failure. See the error log for the actual replacement strategy.

---

**BC210C01****Explanation:**

During processor/memory subsystem initialization, an error was encountered: Attempt to deconfigure a target that is not deconfigurable or not present.

**Response:**

The FRU callouts are calculated at the time of the failure. See the error log for the actual replacement strategy.

---

**BC210C03****Explanation:**

During processor/memory subsystem initialization, an error was encountered: Invalid target encountered in processing of HW callout.

**Response:**

The FRU callouts are calculated at the time of the failure. See the error log for the actual replacement strategy.

---

**BC210C04****Explanation:**

During processor/memory subsystem initialization, an error was encountered: Insufficient hardware to continue.

**Response:**

The FRU callouts are calculated at the time of the failure. See the error log for the actual replacement strategy.

---

**BC210C05****Explanation:**

A problem occurred during the IPL of the system: No functional processor cores were found on the master processor.

**Response:**

The FRU callouts are calculated at the time of the failure. See the error log for the actual replacement strategy.

---

**BC210C06****Explanation:**

A problem occurred during the IPL of the system: Found no functional dimm cards.

**Response:**

The FRU callouts are calculated at the time of the failure. See the error log for the actual replacement strategy.

---

**BC210C07****Explanation:**

A problem occurred during the IPL of the system: No functional master processor was found on this node.

**Response:**

The FRU callouts are calculated at the time of the failure. See the error log for the actual replacement strategy.

---

**BC210C08**

**Explanation:**

A problem occurred during the IPL of the system: No functional nodes were found on the system.

**Response:**

The FRU callouts are calculated at the time of the failure. See the error log for the actual replacement strategy.

---

**BC210C09**

**Explanation:**

A problem occurred during the IPL of the system: Found no functional dimm cards.

**Response:**

The FRU callouts are calculated at the time of the failure. See the error log for the actual replacement strategy.

---

**BC210C0A**

**Explanation:**

A previously discovered hardware issue is being ignored to allow the system to boot.

**Response:**

The FRU callouts are calculated at the time of the failure. See the error log for the actual replacement strategy.

---

**BC210C0B**

**Explanation:**

A problem occurred during the IPL of the system: A critical resource was found to be deconfigured.

**Response:**

The FRU callouts are calculated at the time of the failure. See the error log for the actual replacement strategy.

---

**BC210C0C**

**Explanation:**

A problem occurred during the IPL of the system: Found no functional dimm cards.

**Response:**

The FRU callouts are calculated at the time of the failure. See the error log for the actual replacement strategy.

---

**BC210C0E**

**Explanation:**

Insufficient hardware to continue IPL.

**Response:**

The FRU callouts are calculated at the time of the failure. See the error log for the actual replacement strategy.

---

**BC210C0F**

**Explanation:**

Incompatible Processor Chip Levels.

**Response:**

The FRU callouts are calculated at the time of the failure. See the error log for the actual replacement strategy.

---

**BC210C10**

**Explanation:**

Incompatible Processor Chip Levels.

**Response:**

The FRU callouts are calculated at the time of the failure. See the error log for the actual replacement strategy.

---

**BC210C11**

**Explanation:**

Host firmware encountered an internal error.

**Response:**

The FRU callouts are calculated at the time of the failure. See the error log for the actual replacement strategy.

---

**BC210C12**

**Explanation:**

Host firmware encountered an internal error.

**Response:**

The FRU callouts are calculated at the time of the failure. See the error log for the actual replacement strategy.

---

**BC210C13**

**Explanation:**

Host Firmware encountered an internal error.

**Response:**

The FRU callouts are calculated at the time of the failure. See the error log for the actual replacement strategy.

---

**BC210C14**

**Explanation:**

A problem occurred during the IPL of the system: Found too many obus links.

**Response:**

The FRU callouts are calculated at the time of the failure. See the error log for the actual replacement strategy.

---

**BC210C15**

**Explanation:**

A problem occurred during the IPL of the system: No memory found.

**Response:**

The FRU callouts are calculated at the time of the failure. See the error log for the actual replacement strategy.

---

**BC210C16****Explanation:**

A problem occurred during IPL of the system: Internal Firmware Error.

**Response:**

The FRU callouts are calculated at the time of the failure. See the error log for the actual replacement strategy.

---

**BC210C19****Explanation:**

A problem occurred during IPL of the system: Internal Firmware Error.

**Response:**

The FRU callouts are calculated at the time of the failure. See the error log for the actual replacement strategy.

---

**BC210C1A****Explanation:**

An issue occurred during IPL of the system: Internal Firmware Error.

**Response:**

The FRU callouts are calculated at the time of the failure. See the error log for the actual replacement strategy.

---

**BC210C1B****Explanation:**

Incompatible Processor Chip Levels.

**Response:**

The FRU callouts are calculated at the time of the failure. See the error log for the actual replacement strategy.

---

**BC210C1C****Explanation:**

Incompatible Processor Chip Levels.

**Response:**

The FRU callouts are calculated at the time of the failure. See the error log for the actual replacement strategy.

---

**BC210C1D****Explanation:**

Incompatible Processor Chip Levels.

**Response:**

The FRU callouts are calculated at the time of the failure. See the error log for the actual replacement strategy.

---

**BC210C81****Explanation:**

A problem occurred during the IPL of the system. Attempt to create a deconfiguration record for a target that is not deconfigurable or not present.

**Response:**

The FRU callouts are calculated at the time of the failure. See the error log for the actual replacement strategy.

---

**BC210C82****Explanation:**

A problem occurred during the IPL of the system. Attempt to create a deconfiguration record for a target, but the deconfiguration repository is full.

**Response:**

The FRU callouts are calculated at the time of the failure. See the error log for the actual replacement strategy.

---

**BC210C83****Explanation:**

Invalid chipid from hardware (all FFs).

**Response:**

The FRU callouts are calculated at the time of the failure. See the error log for the actual replacement strategy.

---

**BC210C84****Explanation:**

Invalid Lx keyword.

**Response:**

The FRU callouts are calculated at the time of the failure. See the error log for the actual replacement strategy.

---

**BC210C85****Explanation:**

Bad MCA target.

**Response:**

The FRU callouts are calculated at the time of the failure. See the error log for the actual replacement strategy.

---

**BC210C86****Explanation:**

During processor/memory subsystem initialization, an error was encountered: Post de-configuration of target failed.

**Response:**

The FRU callouts are calculated at the time of the failure. See the error log for the actual replacement strategy.

---

**BC210C87****Explanation:**

During processor/memory subsystem initialization, an error was encountered: Post de-configuration of target failed.

**Response:**

The FRU callouts are calculated at the time of the failure. See the error log for the actual replacement strategy.

---

**BC210C88****Explanation:**

Insufficient DIMM resources.

**Response:**

The FRU callouts are calculated at the time of the failure. See the error log for the actual replacement strategy.

---

**BC210D01****Explanation:**

A problem occurred during the IPL of the system: Error returned from SCOM engine after write.

**Response:**

The FRU callouts are calculated at the time of the failure. See the error log for the actual replacement strategy.

---

**BC210D02****Explanation:**

A problem occurred during the IPL of the system: Error returned from SCOM engine after read.

**Response:**

The FRU callouts are calculated at the time of the failure. See the error log for the actual replacement strategy.

---

**BC210D03****Explanation:**

During processor/memory subsystem initialization, an error was encountered: Multi-SCOM read did not return correct SCOMs.

**Response:**

The FRU callouts are calculated at the time of the failure. See the error log for the actual replacement strategy.

---

**BC210D04****Explanation:**

A problem occurred during the IPL of the system: Invalid address on a SCOM operation.

**Response:**

The FRU callouts are calculated at the time of the failure. See the error log for the actual replacement strategy.

---

**BC210D05****Explanation:**

A problem occurred during the IPL of the system: Unsupported SCOM operation type.

**Response:**

The FRU callouts are calculated at the time of the failure. See the error log for the actual replacement strategy.

---

**BC210D06****Explanation:**

During processor/memory subsystem initialization, an error was encountered: Hypervisor firmware request interface not linked.

**Response:**

The FRU callouts are calculated at the time of the failure. See the error log for the actual replacement strategy.

---

**BC210D07****Explanation:**

During processor/memory subsystem initialization, an error was encountered: Unable to allocate firmware request messages.

**Response:**

The FRU callouts are calculated at the time of the failure. See the error log for the actual replacement strategy.

---

**BC210E01****Explanation:**

During processor/memory subsystem initialization, an error was encountered: Invalid operation type.

**Response:**

The FRU callouts are calculated at the time of the failure. See the error log for the actual replacement strategy.

---

**BC210E02****Explanation:**

A problem was detected during the IPL of the system: Device type not supported.

**Response:**

The FRU callouts are calculated at the time of the failure. See the error log for the actual replacement strategy.

---

**BC210E03****Explanation:**

During processor/memory subsystem initialization, an error was encountered: EEPROM attribute was not found.

**Response:**

The FRU callouts are calculated at the time of the failure. See the error log for the actual replacement strategy.

---

**BC210E04**

**Explanation:**

During processor/memory subsystem initialization, an error was encountered: Invalid EEPROM chip to access.

**Response:**

The FRU callouts are calculated at the time of the failure. See the error log for the actual replacement strategy.

---

**BC210E05**

**Explanation:**

During processor/memory subsystem initialization, an error was encountered: I2C master entity path doesn't exist.

**Response:**

The FRU callouts are calculated at the time of the failure. See the error log for the actual replacement strategy.

---

**BC210E06**

**Explanation:**

During processor/memory subsystem initialization, an error was encountered: I2C master path target is null.

**Response:**

The FRU callouts are calculated at the time of the failure. See the error log for the actual replacement strategy.

---

**BC210E07**

**Explanation:**

During processor/memory subsystem initialization, an error was encountered: Invalid address offset size.

**Response:**

The FRU callouts are calculated at the time of the failure. See the error log for the actual replacement strategy.

---

**BC210E08**

**Explanation:**

A problem occurred during the IPL of the system: I2C buffer offset is too large.

**Response:**

The FRU callouts are calculated at the time of the failure. See the error log for the actual replacement strategy.

---

**BC210E09**

**Explanation:**

During processor/memory subsystem initialization, an error was encountered: I2C write page size is zero.

**Response:**

The FRU callouts are calculated at the time of the failure. See the error log for the actual replacement strategy.

---

**BC210E0A**

**Explanation:**

During processor/memory subsystem initialization, an error was encountered: cacheEeprom mm\_remove\_pages FLUSH failed.

**Response:**

The FRU callouts are calculated at the time of the failure. See the error log for the actual replacement strategy.

---

**BC210E0B**

**Explanation:**

During processor/memory subsystem initialization, an error was encountered: cacheEeprom mm\_remove\_pages FLUSH failed.

**Response:**

The FRU callouts are calculated at the time of the failure. See the error log for the actual replacement strategy.

---

**BC210E0C**

**Explanation:**

During processor/memory subsystem initialization, an error was encountered: buildEepromRecordHeader invalid mux target.

**Response:**

The FRU callouts are calculated at the time of the failure. See the error log for the actual replacement strategy.

---

**BC210E0D**

**Explanation:**

Soft error in Firmware.

**Response:**

The FRU callouts are calculated at the time of the failure. See the error log for the actual replacement strategy.

---

**BC210E0E**

**Explanation:**

Firmware detected new part and is restarting.

**Response:**

The FRU callouts are calculated at the time of the failure. See the error log for the actual replacement strategy.

---



---

**BC210F01****Explanation:**

During processor/memory subsystem initialization, an error was encountered: Interrupt type already registered.

**Response:**

The FRU callouts are calculated at the time of the failure. See the error log for the actual replacement strategy.

---

**BC210F02****Explanation:**

During processor/memory subsystem initialization, an error was encountered: Interrupt resource provider not initialized yet.

**Response:**

The FRU callouts are calculated at the time of the failure. See the error log for the actual replacement strategy.

---

**BC210F03****Explanation:**

During processor/memory subsystem initialization, an error was encountered: Interrupt resource provider not initialized yet.

**Response:**

The FRU callouts are calculated at the time of the failure. See the error log for the actual replacement strategy.

---

**BC210F04****Explanation:**

During processor/memory subsystem initialization, an error was encountered.

**Response:**

The FRU callouts are calculated at the time of the failure. Examine the error log for the actual replacement strategy.

---

**BC210F05****Explanation:**

During processor/memory subsystem initialization, an error was encountered.

**Response:**

The FRU callouts are calculated at the time of the failure. Examine the error log for the actual replacement strategy.

---

**BC210F07****Explanation:**

During processor/memory subsystem initialization, an error was encountered: Error mapping in memory.

**Response:**

The FRU callouts are calculated at the time of the failure. See the error log for the actual replacement strategy.

---

**BC210F08****Explanation:**

During processor/memory subsystem initialization, an error was encountered: Unexpected RC from issuing PSIH B EOI store.

**Response:**

The FRU callouts are calculated at the time of the failure. See the error log for the actual replacement strategy.

---

**BC210F09****Explanation:**

During processor/memory subsystem initialization, an error was encountered: Error unmasking interrupt source.

**Response:**

The FRU callouts are calculated at the time of the failure. See the error log for the actual replacement strategy.

---

**BC210F0C****Explanation:**

During processor/memory subsystem initialization, an error was encountered: Error encountered sending coalesce message to INTRP.

**Response:**

The FRU callouts are calculated at the time of the failure. See the error log for the actual replacement strategy.

---

**BC210F0D****Explanation:**

During processor/memory subsystem initialization, an error was encountered: Error encountered routing IPC message.

**Response:**

The FRU callouts are calculated at the time of the failure. See the error log for the actual replacement strategy.

---

**BC210F0E****Explanation:**

Error handling processor interrupts.

**Response:**

The FRU callouts are calculated at the time of the failure. See the error log for the actual replacement strategy.

---

**BC211001****Explanation:**

Service Processor Firmware couldn't detect any functional master processor required to boot the host.

**Response:**

The FRU callouts are calculated at the time of the failure. See the error log for the actual replacement strategy.

---

**BC211002**

**Explanation:**

During processor/memory subsystem initialization, an error was encountered: MDMT could not find a functional node.

**Response:**

The FRU callouts are calculated at the time of the failure. See the error log for the actual replacement strategy.

---

**BC211003**

**Explanation:**

Host failed to boot because there was a problem configuring Time Of Day on the Host processors.

**Response:**

The FRU callouts are calculated at the time of the failure. See the error log for the actual replacement strategy.

---

**BC211004**

**Explanation:**

During processor/memory subsystem initialization, an error was encountered.

**Response:**

The FRU callouts are calculated at the time of the failure. Examine the error log for the actual replacement strategy.

---

**BC211005**

**Explanation:**

Service Processor Firmware encountered an internal error.

**Response:**

The FRU callouts are calculated at the time of the failure. See the error log for the actual replacement strategy.

---

**BC211006**

**Explanation:**

During processor/memory subsystem initialization, an error was encountered: Error: Unsupported bus port was detected for the specified bus type. Possible Causes: Invalid bus configuration in targeting, or getBusPort method has not been updated to support all the possible port for a bus on a given system type. Resolution: Development team should be contacted.

**Response:**

The FRU callouts are calculated at the time of the failure. See the error log for the actual replacement strategy.

---

**BC211007**

**Explanation:**

Host failed to boot because there was a problem configuring Time Of Day on the Host processors.

**Response:**

The FRU callouts are calculated at the time of the failure. See the error log for the actual replacement strategy.

---

**BC211008**

**Explanation:**

Host failed to boot because there was a problem configuring Time Of Day on the Host processors.

**Response:**

The FRU callouts are calculated at the time of the failure. See the error log for the actual replacement strategy.

---

**BC211009**

**Explanation:**

Service Processor Firmware encountered an internal error.

**Response:**

The FRU callouts are calculated at the time of the failure. See the error log for the actual replacement strategy.

---

**BC21100A**

**Explanation:**

During processor/memory subsystem initialization, an error was encountered.

**Response:**

The FRU callouts are calculated at the time of the failure. Examine the error log for the actual replacement strategy.

---

**BC21100B**

**Explanation:**

During processor/memory subsystem initialization, an error was encountered.

**Response:**

The FRU callouts are calculated at the time of the failure. Examine the error log for the actual replacement strategy.

---

**BC21100C**

**Explanation:**

An internal error occurred. This will force the Time of Day function to run with complete redundancy.

**Response:**

The FRU callouts are calculated at the time of the failure. See the error log for the actual replacement strategy.

---

**BC21100D****Explanation:**

Host failed to boot because there was a problem configuring Time Of Day on the Host processors.

**Response:**

The FRU callouts are calculated at the time of the failure. See the error log for the actual replacement strategy.

---

**BC21100E****Explanation:**

During processor/memory subsystem initialization, an error was encountered.

**Response:**

The FRU callouts are calculated at the time of the failure. Examine the error log for the actual replacement strategy.

---

**BC21100F****Explanation:**

During processor/memory subsystem initialization, an error was encountered.

**Response:**

The FRU callouts are calculated at the time of the failure. Examine the error log for the actual replacement strategy.

---

**BC211011****Explanation:**

Service Processor Firmware encountered an internal error.

**Response:**

The FRU callouts are calculated at the time of the failure. See the error log for the actual replacement strategy.

---

**BC211012****Explanation:**

Service Processor Firmware encountered an internal error.

**Response:**

The FRU callouts are calculated at the time of the failure. See the error log for the actual replacement strategy.

---

**BC211013****Explanation:**

Host failed to boot because there was a problem configuring Time Of Day on the Host processors.

**Response:**

The FRU callouts are calculated at the time of the failure. See the error log for the actual replacement strategy.

---

**BC211014****Explanation:**

Service Processor Firmware encountered an internal error.

**Response:**

The FRU callouts are calculated at the time of the failure. See the error log for the actual replacement strategy.

---

**BC211015****Explanation:**

There was a problem in configuring Time Of Day on the Host processor.

**Response:**

The FRU callouts are calculated at the time of the failure. See the error log for the actual replacement strategy.

---

**BC211017****Explanation:**

Service Processor Firmware encountered an internal error.

**Response:**

The FRU callouts are calculated at the time of the failure. See the error log for the actual replacement strategy.

---

**BC211019****Explanation:**

Service Processor Firmware encountered an internal error.

**Response:**

The FRU callouts are calculated at the time of the failure. See the error log for the actual replacement strategy.

---

**BC21101A****Explanation:**

An internal error occurred. This will force the Time of Day function to run with complete redundancy.

**Response:**

The FRU callouts are calculated at the time of the failure. See the error log for the actual replacement strategy.

---

**BC211101****Explanation:**

A problem occurred during the IPL of the system.

**Response:**

The FRU callouts are calculated at the time of the failure. See the error log for the actual replacement strategy.

---

**BC211102****Explanation:**

During processor/memory subsystem initialization, an error was encountered: Message from service processor. Message type is not within a valid range. Message dropped.

**Response:**

The FRU callouts are calculated at the time of the failure. See the error log for the actual replacement strategy.

---

**BC211104****Explanation:**

A problem occurred during the IPL of the system.

**Response:**

The FRU callouts are calculated at the time of the failure. See the error log for the actual replacement strategy.

---

**BC211105****Explanation:**

During processor/memory subsystem initialization, an error was encountered: Message from service processor. An invalid message queue ID or message type was sent to the service processor.

**Response:**

The FRU callouts are calculated at the time of the failure. See the error log for the actual replacement strategy.

---

**BC211107****Explanation:**

During processor/memory subsystem initialization, an error was encountered: Message queue already registered with mailbox using a different queue.

**Response:**

The FRU callouts are calculated at the time of the failure. See the error log for the actual replacement strategy.

---

**BC211109****Explanation:**

During processor/memory subsystem initialization, an error was encountered: Retry failed. Bad status indicated in PIB status reg.

**Response:**

The FRU callouts are calculated at the time of the failure. See the error log for the actual replacement strategy.

---

**BC21110A****Explanation:**

During processor/memory subsystem initialization, an error was encountered: Mailbox Data Write attempted before ACK.

**Response:**

The FRU callouts are calculated at the time of the failure. See the error log for the actual replacement strategy.

---

**BC21110B****Explanation:**

During processor/memory subsystem initialization, an error was encountered: Mailbox Hardware detected parity error.

**Response:**

The FRU callouts are calculated at the time of the failure. See the error log for the actual replacement strategy.

---

**BC21110C****Explanation:**

During processor/memory subsystem initialization, an error was encountered: Invalid message type sent to mailbox msgQ.

**Response:**

The FRU callouts are calculated at the time of the failure. See the error log for the actual replacement strategy.

---

**BC21110D****Explanation:**

During processor/memory subsystem initialization, an error was encountered: Host boot mailbox service is not available at this time.

**Response:**

The FRU callouts are calculated at the time of the failure. See the error log for the actual replacement strategy.

---

**BC21110E****Explanation:**

During processor/memory subsystem initialization, an error was encountered: Failed to allocate a DMA buffer. Message dropped.

**Response:**

The FRU callouts are calculated at the time of the failure. See the error log for the actual replacement strategy.

---

**BC21110F****Explanation:**

During processor/memory subsystem initialization, an error was encountered: Could not register mailbox message queue.

**Response:**

The FRU callouts are calculated at the time of the failure. See the error log for the actual replacement strategy.

---

**BC211110****Explanation:**

During processor/memory subsystem initialization, an error was encountered: Mailbox is disabled, message dropped.

**Response:**

The FRU callouts are calculated at the time of the failure. See the error log for the actual replacement strategy.

---

**BC211111****Explanation:**

During processor/memory subsystem initialization, an error was encountered: An invalid node was specified.

**Response:**

The FRU callouts are calculated at the time of the failure. See the error log for the actual replacement strategy.

---

**BC211112****Explanation:**

During processor/memory subsystem initialization, an error was encountered: Invalid msg or msg queue.

**Response:**

The FRU callouts are calculated at the time of the failure. See the error log for the actual replacement strategy.

---

**BC211113****Explanation:**

During processor/memory subsystem initialization, an error was encountered: IPC Message data corrupted.

**Response:**

The FRU callouts are calculated at the time of the failure. See the error log for the actual replacement strategy.

---

**BC211202****Explanation:**

During processor/memory subsystem initialization, an error was encountered: Invalid address and size returned from HDAT.

**Response:**

The FRU callouts are calculated at the time of the failure. See the error log for the actual replacement strategy.

---

**BC211204****Explanation:**

During processor/memory subsystem initialization, an error was encountered: Cannot unmap the source table section.

**Response:**

The FRU callouts are calculated at the time of the failure. See the error log for the actual replacement strategy.

---

**BC211205****Explanation:**

During processor/memory subsystem initialization, an error was encountered: Cannot unmap the source table section.

**Response:**

The FRU callouts are calculated at the time of the failure. See the error log for the actual replacement strategy.

---

**BC211207****Explanation:**

During processor/memory subsystem initialization, an error was encountered: MDRT table is not big enough to hold all entries.

**Response:**

The FRU callouts are calculated at the time of the failure. See the error log for the actual replacement strategy.

---

**BC211209****Explanation:**

During processor/memory subsystem initialization, an error was encountered: MDDT table is not big enough to hold all src entries.

**Response:**

The FRU callouts are calculated at the time of the failure. See the error log for the actual replacement strategy.

---

**BC21120A****Explanation:**

During processor/memory subsystem initialization, an error was encountered: MDDT table is not big enough to hold all src entries.

**Response:**

The FRU callouts are calculated at the time of the failure. See the error log for the actual replacement strategy.

---

**BC21120B****Explanation:**

During processor/memory subsystem initialization, an error was encountered: MDST table entry with page aligned is greater than 32GB.

**Response:**

The FRU callouts are calculated at the time of the failure. See the error log for the actual replacement strategy.

---

**BC21120C****Explanation:**

During processor/memory subsystem initialization, an error was encountered: MDDT table entry with page aligned is greater than 32GB.

**Response:**

The FRU callouts are calculated at the time of the failure. See the error log for the actual replacement strategy.

---

**BC211301****Explanation:**

During processor/memory subsystem initialization, an error was encountered: Unexpected data from LPC-UART interface.

**Response:**

The FRU callouts are calculated at the time of the failure. See the error log for the actual replacement strategy.

---

**BC211302****Explanation:**

During processor/memory subsystem initialization, an error was encountered: Timeout from LPC-UART interface.

**Response:**

The FRU callouts are calculated at the time of the failure. See the error log for the actual replacement strategy.

---

**BC211401****Explanation:**

During processor/memory subsystem initialization, an error was encountered: A maint command HW timed out.

**Response:**

The FRU callouts are calculated at the time of the failure. See the error log for the actual replacement strategy.

---

**BC211402****Explanation:**

During processor/memory subsystem initialization, an error was encountered: A maint command SW timed out.

**Response:**

The FRU callouts are calculated at the time of the failure. See the error log for the actual replacement strategy.

---

**BC211403****Explanation:**

Task handling mainstore init crashed.

**Response:**

The FRU callouts are calculated at the time of the failure. See the error log for the actual replacement strategy.

---

**BC211602****Explanation:**

A problem occurred during the IPL of the system.

**Response:**

The FRU callouts are calculated at the time of the failure. See the error log for the actual replacement strategy.

---

**BC211603****Explanation:**

During processor/memory subsystem initialization, an error was encountered: End of file reached.

**Response:**

The FRU callouts are calculated at the time of the failure. See the error log for the actual replacement strategy.

---

**BC211604****Explanation:**

During processor/memory subsystem initialization, an error was encountered: Unable to load LID via host interface.

**Response:**

The FRU callouts are calculated at the time of the failure. See the error log for the actual replacement strategy.

---

**BC211605****Explanation:**

During processor/memory subsystem initialization, an error was encountered: DMA message contains data for wrong LID.

**Response:**

The FRU callouts are calculated at the time of the failure. See the error log for the actual replacement strategy.

---

**BC211606****Explanation:**

During processor/memory subsystem initialization, an error was encountered: Insufficient space provided for LID by calling function.

**Response:**

The FRU callouts are calculated at the time of the failure. See the error log for the actual replacement strategy.

---

**BC211607**

**Explanation:**

During processor/memory subsystem initialization, an error was encountered: Invalid Message type received from service processor when transferring LID pages.

**Response:**

The FRU callouts are calculated at the time of the failure. See the error log for the actual replacement strategy.

---

**BC211608****Explanation:**

During processor/memory subsystem initialization, an error was encountered: Insufficient space provided for LID by calling function.

**Response:**

The FRU callouts are calculated at the time of the failure. See the error log for the actual replacement strategy.

---

**BC211609****Explanation:**

During processor/memory subsystem initialization, an error was encountered: Unable to unload LID via host interface.

**Response:**

The FRU callouts are calculated at the time of the failure. See the error log for the actual replacement strategy.

---

**BC21160A****Explanation:**

During processor/memory subsystem initialization, an error was encountered: Unable to find Lid.

**Response:**

The FRU callouts are calculated at the time of the failure. See the error log for the actual replacement strategy.

---

**BC21160B****Explanation:**

Firmware error during boot.

**Response:**

The FRU callouts are calculated at the time of the failure. See the error log for the actual replacement strategy.

---

**BC21160C****Explanation:**

A problem occurred during the IPL of the system.

**Response:**

The FRU callouts are calculated at the time of the failure. See the error log for the actual replacement strategy.

---

**BC21160D****Explanation:**

A problem occurred during the IPL of the system.

**Response:**

The FRU callouts are calculated at the time of the failure. See the error log for the actual replacement strategy.

---

**BC21160E****Explanation:**

A problem occurred during the IPL of the system.

**Response:**

The FRU callouts are calculated at the time of the failure. See the error log for the actual replacement strategy.

---

**BC21160F****Explanation:**

A problem occurred during the IPL of the system.

**Response:**

The FRU callouts are calculated at the time of the failure. See the error log for the actual replacement strategy.

---

**BC211610****Explanation:**

A problem occurred during the IPL of the system.

**Response:**

The FRU callouts are calculated at the time of the failure. See the error log for the actual replacement strategy.

---

**BC211611****Explanation:**

A problem occurred during the IPL of the system.

**Response:**

The FRU callouts are calculated at the time of the failure. See the error log for the actual replacement strategy.

---

**BC211612****Explanation:**

A problem occurred during the IPL of the system.

**Response:**

The FRU callouts are calculated at the time of the failure. See the error log for the actual replacement strategy.

---

**BC211613****Explanation:**

A problem occurred during the IPL of the system.

**Response:**

The FRU callouts are calculated at the time of the failure. See the error log for the actual replacement strategy.

---

---

**BC211615****Explanation:**

A problem occurred during the IPL of the system.

**Response:**

The FRU callouts are calculated at the time of the failure. See the error log for the actual replacement strategy.

---

**BC211616****Explanation:**

Firmware Error.

**Response:**

The FRU callouts are calculated at the time of the failure. See the error log for the actual replacement strategy.

---

**BC211617****Explanation:**

Firmware Error.

**Response:**

The FRU callouts are calculated at the time of the failure. See the error log for the actual replacement strategy.

---

**BC211618****Explanation:**

Firmware Error.

**Response:**

The FRU callouts are calculated at the time of the failure. See the error log for the actual replacement strategy.

---

**BC21161A****Explanation:**

Firmware Error.

**Response:**

The FRU callouts are calculated at the time of the failure. See the error log for the actual replacement strategy.

---

**BC21161B****Explanation:**

Firmware Error.

**Response:**

The FRU callouts are calculated at the time of the failure. See the error log for the actual replacement strategy.

---

**BC21161C****Explanation:**

Firmware encountered an internal error.

**Response:**

The FRU callouts are calculated at the time of the failure. See the error log for the actual replacement strategy.

---

**BC21161D****Explanation:**

Firmware load error.

**Response:**

The FRU callouts are calculated at the time of the failure. See the error log for the actual replacement strategy.

---

**BC211700****Explanation:**

During processor/memory subsystem initialization, an error was encountered: Request given to load payload into mirrored memory, but no mirrored memory exists at that location.

**Response:**

The FRU callouts are calculated at the time of the failure. See the error log for the actual replacement strategy.

---

**BC211701****Explanation:**

During processor/memory subsystem initialization, an error was encountered: Failure extending memory to after exiting cache contained mode.

**Response:**

The FRU callouts are calculated at the time of the failure. See the error log for the actual replacement strategy.

---

**BC211702****Explanation:**

A problem occurred during the IPL of the system.

**Response:**

The FRU callouts are calculated at the time of the failure. Examine the error log for the actual replacement strategy.

---

**BC211703****Explanation:**

During processor/memory subsystem initialization, an error was encountered: IStep failed, see other log(s) with the same PLID for reason.

**Response:**

The FRU callouts are calculated at the time of the failure. See the error log for the actual replacement strategy.

---

**BC211704****Explanation:**

A problem occurred during the IPL of the system.

**Response:**



The FRU callouts are calculated at the time of the failure. See the error log for the actual replacement strategy.

---

**BC211705****Explanation:**

A problem occurred during the IPL of the system.

**Response:**

The FRU callouts are calculated at the time of the failure. See the error log for the actual replacement strategy.

---

**BC211706****Explanation:**

During processor/memory subsystem initialization, an error was encountered: cpu\_master\_winkle returned an error.

**Response:**

The FRU callouts are calculated at the time of the failure. See the error log for the actual replacement strategy.

---

**BC211707****Explanation:**

A problem occurred during the IPL of the system.

**Response:**

The FRU callouts are calculated at the time of the failure. See the error log for the actual replacement strategy.

---

**BC211708****Explanation:**

A problem occurred during the IPL of the system.

**Response:**

The FRU callouts are calculated at the time of the failure. Examine the error log for the actual replacement strategy.

---

**BC211709****Explanation:**

During processor/memory subsystem initialization, an error was encountered: Call to getParentAffinityTarget requesting the number of EX chips with parent affinity to a core, returned an incorrect vector size, the expected size is 1.

**Response:**

The FRU callouts are calculated at the time of the failure. See the error log for the actual replacement strategy.

---

**BC21170A****Explanation:**

A problem occurred during the IPL of the system.

**Response:**

The FRU callouts are calculated at the time of the failure. See the error log for the actual replacement strategy.

---

**BC21170B****Explanation:**

A problem isolated to firmware or firmware customization occurred during the IPL of the system.

**Response:**

The FRU callouts are calculated at the time of the failure. See the error log for the actual replacement strategy.

---

**BC21170C****Explanation:**

A problem occurred during the IPL of the system.

**Response:**

The FRU callouts are calculated at the time of the failure. See the error log for the actual replacement strategy.

---

**BC21170D****Explanation:**

A problem isolated to firmware or firmware customization occurred during the IPL of the system.

**Response:**

The FRU callouts are calculated at the time of the failure. See the error log for the actual replacement strategy.

---

**BC21170E****Explanation:**

A problem isolated to firmware or firmware customization occurred during the IPL of the system.

**Response:**

The FRU callouts are calculated at the time of the failure. See the error log for the actual replacement strategy.

---

**BC211711****Explanation:**

Platform generated error. See User Data.

**Response:**

The FRU callouts are calculated at the time of the failure. See the error log for the actual replacement strategy.

---

**BC211712****Explanation:**

Platform generated error.

**Response:**

The FRU callouts are calculated at the time of the failure. See the error log for the actual replacement strategy.

---

**BC211713****Explanation:**

Platform generated error. See User Data.

**Response:**

The FRU callouts are calculated at the time of the failure. See the error log for the actual replacement strategy.

---

**BC211714****Explanation:**

A problem occurred during the IPL of the system.

**Response:**

The FRU callouts are calculated at the time of the failure. See the error log for the actual replacement strategy.

---

**BC211715****Explanation:**

A problem occurred during the IPL of the system.

**Response:**

The FRU callouts are calculated at the time of the failure. See the error log for the actual replacement strategy.

---

**BC211716****Explanation:**

A problem occurred during the IPL of the system.

**Response:**

The FRU callouts are calculated at the time of the failure. See the error log for the actual replacement strategy.

---

**BC21171A****Explanation:**

A problem occurred during the IPL of the system.

**Response:**

The FRU callouts are calculated at the time of the failure. See the error log for the actual replacement strategy.

---

**BC21171B****Explanation:**

A problem occurred during the IPL of the system.

**Response:**

The FRU callouts are calculated at the time of the failure. See the error log for the actual replacement strategy.

---

**BC21171C****Explanation:**

A problem occurred during the IPL of the system.

**Response:**

The FRU callouts are calculated at the time of the failure. See the error log for the actual replacement strategy.

---

**BC21171D****Explanation:**

Platform security problem detected.

**Response:**

The FRU callouts are calculated at the time of the failure. See the error log for the actual replacement strategy.

---

**BC21171E****Explanation:**

During processor/memory subsystem initialization, an error was encountered: There is no functional memory.

**Response:**

The FRU callouts are calculated at the time of the failure. See the error log for the actual replacement strategy.

---

**BC21171F****Explanation:**

A problem occurred during the IPL of the system.

**Response:**

The FRU callouts are calculated at the time of the failure. See the error log for the actual replacement strategy.

---

**BC211720****Explanation:**

A problem occurred during the IPL of the system.

**Response:**

The FRU callouts are calculated at the time of the failure. See the error log for the actual replacement strategy.

---

**BC211721****Explanation:**

Platform security problem detected.

**Response:**

The FRU callouts are calculated at the time of the failure. See the error log for the actual replacement strategy.

---

**BC211722****Explanation:**

Platform security problem detected.

**Response:**

The FRU callouts are calculated at the time of the failure. See the error log for the actual replacement strategy.

---

**BC211723****Explanation:**

Platform security problem detected.

**Response:**

The FRU callouts are calculated at the time of the failure. See the error log for the actual replacement strategy.

---

**BC211724**

**Explanation:**

Platform security problem detected.

**Response:**

The FRU callouts are calculated at the time of the failure. See the error log for the actual replacement strategy.

---

**BC211725**

**Explanation:**

Platform security problem detected.

**Response:**

The FRU callouts are calculated at the time of the failure. See the error log for the actual replacement strategy.

---

**BC211726**

**Explanation:**

Platform security problem detected.

**Response:**

The FRU callouts are calculated at the time of the failure. See the error log for the actual replacement strategy.

---

**BC211727**

**Explanation:**

Platform security problem detected.

**Response:**

The FRU callouts are calculated at the time of the failure. See the error log for the actual replacement strategy.

---

**BC211728**

**Explanation:**

Platform security problem detected.

**Response:**

The FRU callouts are calculated at the time of the failure. See the error log for the actual replacement strategy.

---

**BC211729**

**Explanation:**

Host firmware did not find enough hardware to continue the boot.

**Response:**

The FRU callouts are calculated at the time of the failure. See the error log for the actual replacement strategy.

---

**BC211732**

**Explanation:**

Illegal action during boot.

**Response:**

The FRU callouts are calculated at the time of the failure. See the error log for the actual replacement strategy.

---

**BC211735**

**Explanation:**

A problem occurred during the IPL of the system.

**Response:**

The FRU callouts are calculated at the time of the failure. See the error log for the actual replacement strategy.

---

**BC211736**

**Explanation:**

A problem occurred during the IPL of the system.

**Response:**

The FRU callouts are calculated at the time of the failure. See the error log for the actual replacement strategy.

---

**BC211737**

**Explanation:**

A problem occurred during the IPL of the system.

**Response:**

The FRU callouts are calculated at the time of the failure. See the error log for the actual replacement strategy.

---

**BC211738**

**Explanation:**

Processor Error.

**Response:**

The FRU callouts are calculated at the time of the failure. See the error log for the actual replacement strategy.

---

**BC211739**

**Explanation:**

A problem occurred during the IPL of the system and the system will reboot.

**Response:**

The FRU callouts are calculated at the time of the failure. See the error log for the actual replacement strategy.

---

**BC21173A**

**Explanation:**

A problem occurred during the IPL of the system.

**Response:**

The FRU callouts are calculated at the time of the failure. See the error log for the actual replacement strategy.

---

**BC211740****Explanation:**

During processor/memory subsystem initialization, an error was encountered: messages from other nodes have not returned in time.

**Response:**

The FRU callouts are calculated at the time of the failure. See the error log for the actual replacement strategy.

---

**BC211741****Explanation:**

During processor/memory subsystem initialization, an error was encountered: Freq attribute DATA timer thread failed.

**Response:**

The FRU callouts are calculated at the time of the failure. See the error log for the actual replacement strategy.

---

**BC211742****Explanation:**

Incompatible processor modules installed between drawers.

**Response:**

The FRU callouts are calculated at the time of the failure. See the error log for the actual replacement strategy.

---

**BC211743****Explanation:**

Incompatible processor modules installed between drawers.

**Response:**

The FRU callouts are calculated at the time of the failure. See the error log for the actual replacement strategy.

---

**BC211744****Explanation:**

Incompatible processor modules installed between drawers.

**Response:**

The FRU callouts are calculated at the time of the failure. See the error log for the actual replacement strategy.

---

**BC211745****Explanation:**

Incompatible processor modules installed between drawers.

**Response:**

The FRU callouts are calculated at the time of the failure. See the error log for the actual replacement strategy.

---

**BC211746****Explanation:**

Incompatible processor modules installed between drawers.

**Response:**

The FRU callouts are calculated at the time of the failure. See the error log for the actual replacement strategy.

---

**BC211747****Explanation:**

Host firmware did not find valid hardware to continue the boot.

**Response:**

The FRU callouts are calculated at the time of the failure. See the error log for the actual replacement strategy.

---

**BC211748****Explanation:**

Platform security problem detected.

**Response:**

The FRU callouts are calculated at the time of the failure. See the error log for the actual replacement strategy.

---

**BC211749****Explanation:**

Platform security problem detected.

**Response:**

The FRU callouts are calculated at the time of the failure. See the error log for the actual replacement strategy.

---

**BC21174A****Explanation:**

There was an error training the SMP cables.

**Response:**

The FRU callouts are calculated at the time of the failure. See the error log for the actual replacement strategy.

---

**BC21174C****Explanation:**

A problem isolated to firmware or firmware customization occurred during the IPL of the system.

**Response:**

The FRU callouts are calculated at the time of the failure. See the error log for the actual replacement strategy.

---

**BC21174D****Explanation:**

PNOR-IPMI not enabled, BMC firmware needs to be updated.

**Response:**

The FRU callouts are calculated at the time of the failure. See the error log for the actual replacement strategy.

---

**BC21174E****Explanation:**

During processor/memory subsystem initialization, an error was encountered: Kernel returned error when trying to activate core.

**Response:**

The FRU callouts are calculated at the time of the failure. See the error log for the actual replacement strategy.

---

**BC21174F****Explanation:**

Unexpected IPL firmware data load error.

**Response:**

The FRU callouts are calculated at the time of the failure. See the error log for the actual replacement strategy.

---

**BC211750****Explanation:**

Platform security problem detected.

**Response:**

The FRU callouts are calculated at the time of the failure. See the error log for the actual replacement strategy.

---

**BC211752****Explanation:**

Platform security problem detected.

**Response:**

The FRU callouts are calculated at the time of the failure. See the error log for the actual replacement strategy.

---

**BC211803****Explanation:**

Task analyzing HW errors has failed.

**Response:**

The FRU callouts are calculated at the time of the failure. See the error log for the actual replacement strategy.

---

**BC211804****Explanation:**

Task analyzing HW errors has failed.

**Response:**

The FRU callouts are calculated at the time of the failure. See the error log for the actual replacement strategy.

---

**BC211901****Explanation:**

A problem occurred during the IPL of the system.

**Response:**

The FRU callouts are calculated at the time of the failure. See the error log for the actual replacement strategy.

---

**BC211902****Explanation:**

A problem occurred during the IPL of the system.

**Response:**

The FRU callouts are calculated at the time of the failure. See the error log for the actual replacement strategy.

---

**BC211903****Explanation:**

A problem occurred during the IPL of the system.

**Response:**

The FRU callouts are calculated at the time of the failure. See the error log for the actual replacement strategy.

---

**BC211904****Explanation:**

A problem occurred during the IPL of the system.

**Response:**

The FRU callouts are calculated at the time of the failure. See the error log for the actual replacement strategy.

---

**BC21190C****Explanation:**

A problem occurred during the IPL of the system.

**Response:**

The FRU callouts are calculated at the time of the failure. See the error log for the actual replacement strategy.

---

**BC211A01****Explanation:**

During processor/memory subsystem initialization, an error was encountered.

**Response:**

The FRU callouts are calculated at the time of the failure. Examine the error log for the actual replacement strategy.

---

**BC211A02**

**Explanation:**

During processor/memory subsystem initialization, an error was encountered: HDAT Header data not as expected.

**Response:**

The FRU callouts are calculated at the time of the failure. See the error log for the actual replacement strategy.

---

**BC211A03****Explanation:**

During processor/memory subsystem initialization, an error was encountered: Tuple is unallocated.

**Response:**

The FRU callouts are calculated at the time of the failure. See the error log for the actual replacement strategy.

---

**BC211A04****Explanation:**

During processor/memory subsystem initialization, an error was encountered: Section is not valid in standalone mode.

**Response:**

The FRU callouts are calculated at the time of the failure. See the error log for the actual replacement strategy.

---

**BC211A05****Explanation:**

During processor/memory subsystem initialization, an error was encountered: Error mapping in memory.

**Response:**

The FRU callouts are calculated at the time of the failure. See the error log for the actual replacement strategy.

---

**BC211A08****Explanation:**

During processor/memory subsystem initialization, an error was encountered: There is no host data for specified kind of payload.

**Response:**

The FRU callouts are calculated at the time of the failure. See the error log for the actual replacement strategy.

---

**BC211A09****Explanation:**

During processor/memory subsystem initialization, an error was encountered.

**Response:**

The FRU callouts are calculated at the time of the failure. Examine the error log for the actual replacement strategy.

---

**BC211A0A****Explanation:**

During processor/memory subsystem initialization, an error was encountered: NACA data doesn't seem right.

**Response:**

The FRU callouts are calculated at the time of the failure. See the error log for the actual replacement strategy.

---

**BC211A0B****Explanation:**

During processor/memory subsystem initialization, an error was encountered: HDAT data block falls outside valid range.

**Response:**

The FRU callouts are calculated at the time of the failure. See the error log for the actual replacement strategy.

---

**BC211A0C****Explanation:**

During processor/memory subsystem initialization, an error was encountered: Unknown section requested.

**Response:**

The FRU callouts are calculated at the time of the failure. See the error log for the actual replacement strategy.

---

**BC211A0E****Explanation:**

During processor/memory subsystem initialization, an error was encountered.

**Response:**

The FRU callouts are calculated at the time of the failure. Examine the error log for the actual replacement strategy.

---

**BC211A0F****Explanation:**

During processor/memory subsystem initialization, an error was encountered.

**Response:**

The FRU callouts are calculated at the time of the failure. Examine the error log for the actual replacement strategy.

---

**BC211A10****Explanation:**

During processor/memory subsystem initialization, an error was encountered.

**Response:**

The FRU callouts are calculated at the time of the failure. Examine the error log for the actual replacement strategy.

---

---

**BC211A11****Explanation:**

During processor/memory subsystem initialization, an error was encountered.

**Response:**

The FRU callouts are calculated at the time of the failure. Examine the error log for the actual replacement strategy.

---

**BC211A12****Explanation:**

During processor/memory subsystem initialization, an error was encountered.

**Response:**

The FRU callouts are calculated at the time of the failure. Examine the error log for the actual replacement strategy.

---

**BC211A14****Explanation:**

During processor/memory subsystem initialization, an error was encountered.

**Response:**

The FRU callouts are calculated at the time of the failure. Examine the error log for the actual replacement strategy.

---

**BC211A15****Explanation:**

During processor/memory subsystem initialization, an error was encountered.

**Response:**

The FRU callouts are calculated at the time of the failure. Examine the error log for the actual replacement strategy.

---

**BC211A16****Explanation:**

During processor/memory subsystem initialization, an error was encountered: Could not find a valid SPIRA of any type.

**Response:**

The FRU callouts are calculated at the time of the failure. See the error log for the actual replacement strategy.

---

**BC211A18****Explanation:**

During processor/memory subsystem initialization, an error was encountered.

**Response:**

The FRU callouts are calculated at the time of the failure. Examine the error log for the actual replacement strategy.

---

---

**BC211A19****Explanation:**

During processor/memory subsystem initialization, an error was encountered: No associated DMI targeting target(s) found for given MEMBUF targeting target.

**Response:**

The FRU callouts are calculated at the time of the failure. See the error log for the actual replacement strategy.

---

**BC211A1A****Explanation:**

During processor/memory subsystem initialization, an error was encountered: The targeting type of the input targeting target is not supported by runtime code.

**Response:**

The FRU callouts are calculated at the time of the failure. See the error log for the actual replacement strategy.

---

**BC211A1B****Explanation:**

During processor/memory subsystem initialization, an error was encountered: No processor targeting target was found for the given targeting target.

**Response:**

The FRU callouts are calculated at the time of the failure. See the error log for the actual replacement strategy.

---

**BC211A1C****Explanation:**

Kernel failed to unmap memory.

**Response:**

The FRU callouts are calculated at the time of the failure. See the error log for the actual replacement strategy.

---

**BC211A1D****Explanation:**

During processor/memory subsystem initialization, an error was encountered: PM load complex unknown mode.

**Response:**

The FRU callouts are calculated at the time of the failure. See the error log for the actual replacement strategy.

---

**BC211A1E****Explanation:**

During processor/memory subsystem initialization, an error was encountered: HCODE scom update runtime interface not linked.

**Response:**

The FRU callouts are calculated at the time of the failure. See the error log for the actual replacement strategy.

---

**BC211A1F****Explanation:**

During processor/memory subsystem initialization, an error was encountered: HCODE SCOM update error.

**Response:**

The FRU callouts are calculated at the time of the failure. See the error log for the actual replacement strategy.

---

**BC211A20****Explanation:**

Firmware error during boot.

**Response:**

The FRU callouts are calculated at the time of the failure. See the error log for the actual replacement strategy.

---

**BC211A21****Explanation:**

Platform security problem detected.

**Response:**

The FRU callouts are calculated at the time of the failure. See the error log for the actual replacement strategy.

---

**BC211A22****Explanation:**

Platform security problem detected.

**Response:**

The FRU callouts are calculated at the time of the failure. See the error log for the actual replacement strategy.

---

**BC211A23****Explanation:**

Unexpected boot firmware error.

**Response:**

The FRU callouts are calculated at the time of the failure. See the error log for the actual replacement strategy.

---

**BC211A24****Explanation:**

Platform security problem detected.

**Response:**

The FRU callouts are calculated at the time of the failure. See the error log for the actual replacement strategy.

---

**BC211A25****Explanation:**

Platform security problem detected.

**Response:**

The FRU callouts are calculated at the time of the failure. See the error log for the actual replacement strategy.

---

**BC211A26****Explanation:**

Unexpected boot firmware error.

**Response:**

The FRU callouts are calculated at the time of the failure. See the error log for the actual replacement strategy.

---

**BC211A27****Explanation:**

During processor/memory subsystem initialization, an error was encountered: Unable to fill in HB data memory.

**Response:**

The FRU callouts are calculated at the time of the failure. See the error log for the actual replacement strategy.

---

**BC211A28****Explanation:**

Internal system error occurred.

**Response:**

The FRU callouts are calculated at the time of the failure. See the error log for the actual replacement strategy.

---

**BC211A29****Explanation:**

Internal system error occurred.

**Response:**

The FRU callouts are calculated at the time of the failure. See the error log for the actual replacement strategy.

---

**BC211A2A****Explanation:**

Platform security problem detected.

**Response:**

The FRU callouts are calculated at the time of the failure. See the error log for the actual replacement strategy.

---

**BC211A2B****Explanation:**

Platform security problem detected.

**Response:**



The FRU callouts are calculated at the time of the failure. See the error log for the actual replacement strategy.

---

**BC211A2C****Explanation:**

Platform security problem detected.

**Response:**

The FRU callouts are calculated at the time of the failure. See the error log for the actual replacement strategy.

---

**BC211A2D****Explanation:**

Platform security problem detected.

**Response:**

The FRU callouts are calculated at the time of the failure. See the error log for the actual replacement strategy.

---

**BC211A2E****Explanation:**

Platform security problem detected.

**Response:**

The FRU callouts are calculated at the time of the failure. See the error log for the actual replacement strategy.

---

**BC211A2F****Explanation:**

Platform security problem detected.

**Response:**

The FRU callouts are calculated at the time of the failure. See the error log for the actual replacement strategy.

---

**BC211A30****Explanation:**

Platform security problem detected.

**Response:**

The FRU callouts are calculated at the time of the failure. See the error log for the actual replacement strategy.

---

**BC211A31****Explanation:**

Platform security problem detected.

**Response:**

The FRU callouts are calculated at the time of the failure. See the error log for the actual replacement strategy.

---

**BC211A32****Explanation:**

During processor/memory subsystem initialization, an error was encountered: Error with Firmware Notify request.

**Response:**

The FRU callouts are calculated at the time of the failure. See the error log for the actual replacement strategy.

---

**BC211A34****Explanation:**

During processor/memory subsystem initialization, an error was encountered: SBE error recovery attempt failed.

**Response:**

The FRU callouts are calculated at the time of the failure. See the error log for the actual replacement strategy.

---

**BC211A35****Explanation:**

During processor/memory subsystem initialization, an error was encountered: SBE error recovery attempt failed.

**Response:**

The FRU callouts are calculated at the time of the failure. See the error log for the actual replacement strategy.

---

**BC211A37****Explanation:**

During processor/memory subsystem initialization, an error was encountered: The Firmware Request call failed.

**Response:**

The FRU callouts are calculated at the time of the failure. See the error log for the actual replacement strategy.

---

**BC211A38****Explanation:**

During processor/memory subsystem initialization, an error was encountered: The Firmware Request call failed.

**Response:**

The FRU callouts are calculated at the time of the failure. See the error log for the actual replacement strategy.

---

**BC211A39****Explanation:**

During processor/memory subsystem initialization, an error was encountered: The Firmware Request call failed.

**Response:**

The FRU callouts are calculated at the time of the failure. See the error log for the actual replacement strategy.

---

**BC211A3A****Explanation:**

Firmware encountered an internal error.

**Response:**

The FRU callouts are calculated at the time of the failure. See the error log for the actual replacement strategy.

---

**BC211A3B****Explanation:**

Firmware encountered an internal error.

**Response:**

The FRU callouts are calculated at the time of the failure. See the error log for the actual replacement strategy.

---

**BC211A3C****Explanation:**

During processor/memory subsystem initialization, an error was encountered: Attribute failed to update on HBRT side.

**Response:**

The FRU callouts are calculated at the time of the failure. See the error log for the actual replacement strategy.

---

**BC211A3D****Explanation:**

Hostboot attempted to reserve memory outside of allowed range.

**Response:**

The FRU callouts are calculated at the time of the failure. See the error log for the actual replacement strategy.

---

**BC211A3E****Explanation:**

During processor/memory subsystem initialization, an error was encountered: messages from other nodes have not returned in time.

**Response:**

The FRU callouts are calculated at the time of the failure. See the error log for the actual replacement strategy.

---

**BC211A3F****Explanation:**

During processor/memory subsystem initialization, an error was encountered: sendSBESystemConfig timer thread failed.

**Response:**

The FRU callouts are calculated at the time of the failure. See the error log for the actual replacement strategy.

---

**BC211A40****Explanation:**

Informational log containing historic data.

**Response:**

The FRU callouts are calculated at the time of the failure. See the error log for the actual replacement strategy.

---

**BC211A42****Explanation:**

Failure in the security subsystem.

**Response:**

The FRU callouts are calculated at the time of the failure. See the error log for the actual replacement strategy.

---

**BC211A43****Explanation:**

Failure in the security subsystem.

**Response:**

The FRU callouts are calculated at the time of the failure. See the error log for the actual replacement strategy.

---

**BC211A44****Explanation:**

Firmware error initializing system data structures during boot.

**Response:**

The FRU callouts are calculated at the time of the failure. See the error log for the actual replacement strategy.

---

**BC211B01****Explanation:**

Boot firmware has crashed with an internal error.

**Response:**

The FRU callouts are calculated at the time of the failure. See the error log for the actual replacement strategy.

---

**BC211B02****Explanation:**

Boot firmware has crashed with an internal error.

**Response:**

The FRU callouts are calculated at the time of the failure. See the error log for the actual replacement strategy.

---

**BC211B03****Explanation:**

Boot firmware has crashed with an internal error.

**Response:**

The FRU callouts are calculated at the time of the failure. See the error log for the actual replacement strategy.

---

**BC211C01**

**Explanation:**

During processor/memory subsystem initialization, an error was encountered.

**Response:**

The FRU callouts are calculated at the time of the failure. Examine the error log for the actual replacement strategy.

---

**BC211C02**

**Explanation:**

During processor/memory subsystem initialization, an error was encountered.

**Response:**

The FRU callouts are calculated at the time of the failure. Examine the error log for the actual replacement strategy.

---

**BC211C03**

**Explanation:**

During processor/memory subsystem initialization, an error was encountered: System configuration does not have a Parent DMI for the current centaur.

**Response:**

The FRU callouts are calculated at the time of the failure. See the error log for the actual replacement strategy.

---

**BC211C05**

**Explanation:**

During processor/memory subsystem initialization, an error was encountered: SUE Encountered when collecting IBSCOM Error Data.

**Response:**

The FRU callouts are calculated at the time of the failure. See the error log for the actual replacement strategy.

---

**BC211C06**

**Explanation:**

During processor/memory subsystem initialization, an error was encountered: Bus failure when attempting to perform IBSCOM operation. IBSCOM disabled.

**Response:**

The FRU callouts are calculated at the time of the failure. See the error log for the actual replacement strategy.

---

**BC211C07**

**Explanation:**

During processor/memory subsystem initialization, an error was encountered.

**Response:**

The FRU callouts are calculated at the time of the failure. Examine the error log for the actual replacement strategy.

---

**BC211C08**

**Explanation:**

During processor/memory subsystem initialization, an error was encountered: PIB error when attempting to perform IBSCOM operation.

**Response:**

The FRU callouts are calculated at the time of the failure. See the error log for the actual replacement strategy.

---

**BC211C09**

**Explanation:**

During processor/memory subsystem initialization, an error was encountered: Detected error doesn't match the address we failed on.

**Response:**

The FRU callouts are calculated at the time of the failure. See the error log for the actual replacement strategy.

---

**BC211C0A**

**Explanation:**

During processor/memory subsystem initialization, an error was encountered: Previous error disabled ibscom, so forcing a retry via FSI.

**Response:**

The FRU callouts are calculated at the time of the failure. See the error log for the actual replacement strategy.

---

**BC211D01**

**Explanation:**

A problem occurred during the IPL of the system.

**Response:**

The FRU callouts are calculated at the time of the failure. See the error log for the actual replacement strategy.

---

**BC211D03**

**Explanation:**

During processor/memory subsystem initialization, an error was encountered: The record enumeration did not have a corresponding string value.

**Response:**

The FRU callouts are calculated at the time of the failure. See the error log for the actual replacement strategy.

---

**BC211D04****Explanation:**

A problem occurred during the IPL of the system.

**Response:**

The FRU callouts are calculated at the time of the failure. See the error log for the actual replacement strategy.

---

**BC211D05****Explanation:**

During processor/memory subsystem initialization, an error was encountered: Record name does not match value expected for offset read.

**Response:**

The FRU callouts are calculated at the time of the failure. See the error log for the actual replacement strategy.

---

**BC211D06****Explanation:**

During processor/memory subsystem initialization, an error was encountered: Buffer for checking Presence Detect was not the correct size.

**Response:**

The FRU callouts are calculated at the time of the failure. See the error log for the actual replacement strategy.

---

**BC211D07****Explanation:**

During processor/memory subsystem initialization, an error was encountered: Invalid Basic Memory Type.

**Response:**

The FRU callouts are calculated at the time of the failure. See the error log for the actual replacement strategy.

---

**BC211D09****Explanation:**

A problem occurred during the IPL of the system.

**Response:**

The FRU callouts are calculated at the time of the failure. See the error log for the actual replacement strategy.

---

**BC211D0B****Explanation:**

A problem occurred during the IPL of the system.

**Response:**

The FRU callouts are calculated at the time of the failure. See the error log for the actual replacement strategy.

---

**BC211D0D****Explanation:**

A problem occurred during the IPL of the system.

**Response:**

The FRU callouts are calculated at the time of the failure. See the error log for the actual replacement strategy.

---

**BC211D0E****Explanation:**

A problem occurred during the IPL of the system.

**Response:**

The FRU callouts are calculated at the time of the failure. See the error log for the actual replacement strategy.

---

**BC211D0F****Explanation:**

A problem occurred during the IPL of the system.

**Response:**

The FRU callouts are calculated at the time of the failure. See the error log for the actual replacement strategy.

---

**BC211D10****Explanation:**

A problem occurred during the IPL of the system.

**Response:**

The FRU callouts are calculated at the time of the failure. See the error log for the actual replacement strategy.

---

**BC211D11****Explanation:**

A problem occurred during the IPL of the system.

**Response:**

The FRU callouts are calculated at the time of the failure. See the error log for the actual replacement strategy.

---

**BC211D13****Explanation:**

A problem occurred during the IPL of the system.

**Response:**

The FRU callouts are calculated at the time of the failure. Examine the error log for the actual replacement strategy.

---

**BC211D14****Explanation:**

A problem occurred during the IPL of the system.

**Response:**

The FRU callouts are calculated at the time of the failure. See the error log for the actual replacement strategy.

---

**BC211D15****Explanation:**

A problem occurred during the IPL of the system.

**Response:**

The FRU callouts are calculated at the time of the failure. See the error log for the actual replacement strategy.

---

**BC211D16****Explanation:**

During processor/memory subsystem initialization, an error was encountered: Requested VPD type is invalid or not supported at runtime.

**Response:**

The FRU callouts are calculated at the time of the failure. See the error log for the actual replacement strategy.

---

**BC211D18****Explanation:**

During processor/memory subsystem initialization, an error was encountered.

**Response:**

The FRU callouts are calculated at the time of the failure. Examine the error log for the actual replacement strategy.

---

**BC211D19****Explanation:**

During processor/memory subsystem initialization, an error was encountered.

**Response:**

The FRU callouts are calculated at the time of the failure. Examine the error log for the actual replacement strategy.

---

**BC211D1A****Explanation:**

During processor/memory subsystem initialization, an error was encountered: Hypervisor returned NULL address for VPD.

**Response:**

The FRU callouts are calculated at the time of the failure. See the error log for the actual replacement strategy.

---

**BC211D1B****Explanation:**

During processor/memory subsystem initialization, an error was encountered: Reserved size in memory insufficient for runtime VPD.

**Response:**

The FRU callouts are calculated at the time of the failure. See the error log for the actual replacement strategy.

---

**BC211D1C****Explanation:**

During processor/memory subsystem initialization, an error was encountered.

**Response:**

The FRU callouts are calculated at the time of the failure. Examine the error log for the actual replacement strategy.

---

**BC211D30****Explanation:**

During processor/memory subsystem initialization, an error was encountered: The VHDR was invalid.

**Response:**

The FRU callouts are calculated at the time of the failure. See the error log for the actual replacement strategy.

---

**BC211D31****Explanation:**

During processor/memory subsystem initialization, an error was encountered: Unable to resolve the VPD source (PNOR or SEEPROM).

**Response:**

The FRU callouts are calculated at the time of the failure. See the error log for the actual replacement strategy.

---

**BC211D32****Explanation:**

During processor/memory subsystem initialization, an error was encountered: writePNOR mm\_remove\_pages FLUSH failed.

**Response:**

The FRU callouts are calculated at the time of the failure. See the error log for the actual replacement strategy.

---

**BC211D33****Explanation:**

During processor/memory subsystem initialization, an error was encountered: Unexpected target type.

**Response:**

The FRU callouts are calculated at the time of the failure. See the error log for the actual replacement strategy.

---

**BC211D34****Explanation:**

During processor/memory subsystem initialization, an error was encountered: Unable to resolve the VPD destination (PNOR or SEEPROM).

**Response:**

The FRU callouts are calculated at the time of the failure. See the error log for the actual replacement strategy.

---

**BC211D35**

**Explanation:**

Fatal firmware boot error.

**Response:**

The FRU callouts are calculated at the time of the failure. See the error log for the actual replacement strategy.

---

**BC211D36**

**Explanation:**

During processor/memory subsystem initialization, an error was encountered: Invalid data length.

**Response:**

The FRU callouts are calculated at the time of the failure. See the error log for the actual replacement strategy.

---

**BC211D37**

**Explanation:**

During processor/memory subsystem initialization, an error was encountered: MBOX send not supported in HBRT.

**Response:**

The FRU callouts are calculated at the time of the failure. See the error log for the actual replacement strategy.

---

**BC211D3B**

**Explanation:**

During processor/memory subsystem initialization, an error was encountered: Node for VPD is too large.

**Response:**

The FRU callouts are calculated at the time of the failure. See the error log for the actual replacement strategy.

---

**BC211D3C**

**Explanation:**

Firmware error writing VPD.

**Response:**

The FRU callouts are calculated at the time of the failure. See the error log for the actual replacement strategy.

---

**BC211D3D**

**Explanation:**

Runtime vital product data update failure.

**Response:**

The FRU callouts are calculated at the time of the failure. See the error log for the actual replacement strategy.

---

**BC211D3E**

**Explanation:**

Firmware configuration error.

**Response:**

The FRU callouts are calculated at the time of the failure. See the error log for the actual replacement strategy.

---

**BC211D3F**

**Explanation:**

Firmware error during boot.

**Response:**

The FRU callouts are calculated at the time of the failure. See the error log for the actual replacement strategy.

---

**BC211E01**

**Explanation:**

During processor/memory subsystem initialization, an error was encountered.

**Response:**

The FRU callouts are calculated at the time of the failure. Examine the error log for the actual replacement strategy.

---

**BC211E02**

**Explanation:**

During processor/memory subsystem initialization, an error was encountered.

**Response:**

The FRU callouts are calculated at the time of the failure. Examine the error log for the actual replacement strategy.

---

**BC211E03**

**Explanation:**

A problem occurred during the IPL of the system.

**Response:**

The FRU callouts are calculated at the time of the failure. Examine the error log for the actual replacement strategy.

---

**BC211E05**

**Explanation:**

A problem occurred during the IPL of the system.

**Response:**

The FRU callouts are calculated at the time of the failure. See the error log for the actual replacement strategy.

---

**BC211E06****Explanation:**

A problem occurred during the IPL of the system.

**Response:**

The FRU callouts are calculated at the time of the failure. Examine the error log for the actual replacement strategy.

---

**BC211E07****Explanation:**

Secure Boot firmware validation failed.

**Response:**

The FRU callouts are calculated at the time of the failure. See the error log for the actual replacement strategy.

---

**BC211E09****Explanation:**

Unexpected internal firmware error.

**Response:**

The FRU callouts are calculated at the time of the failure. See the error log for the actual replacement strategy.

---

**BC211E0B****Explanation:**

Security failure occurred during the IPL of the system.

**Response:**

The FRU callouts are calculated at the time of the failure. See the error log for the actual replacement strategy.

---

**BC211E0C****Explanation:**

Boot firmware integrity issue; Reinstall boot firmware.

**Response:**

The FRU callouts are calculated at the time of the failure. See the error log for the actual replacement strategy.

---

**BC211E0D****Explanation:**

Firmware Error.

**Response:**

The FRU callouts are calculated at the time of the failure. See the error log for the actual replacement strategy.

---

**BC211E0E****Explanation:**

Platform security problem detected.

**Response:**

The FRU callouts are calculated at the time of the failure. See the error log for the actual replacement strategy.

---

**BC211E0F****Explanation:**

Firmware Error.

**Response:**

The FRU callouts are calculated at the time of the failure. See the error log for the actual replacement strategy.

---

**BC211E10****Explanation:**

Firmware Error.

**Response:**

The FRU callouts are calculated at the time of the failure. See the error log for the actual replacement strategy.

---

**BC211E11****Explanation:**

Firmware Error.

**Response:**

The FRU callouts are calculated at the time of the failure. See the error log for the actual replacement strategy.

---

**BC211E12****Explanation:**

Firmware Error.

**Response:**

The FRU callouts are calculated at the time of the failure. See the error log for the actual replacement strategy.

---

**BC211E13****Explanation:**

Boot firmware integrity issue; Reinstall boot firmware.

**Response:**

The FRU callouts are calculated at the time of the failure. See the error log for the actual replacement strategy.

---

**BC211E14****Explanation:**

Secure Boot failure.

**Response:**

The FRU callouts are calculated at the time of the failure. See the error log for the actual replacement strategy.

---

**BC211E15****Explanation:**

Planar jumper configuration.

**Response:**

The FRU callouts are calculated at the time of the failure. See the error log for the actual replacement strategy.

---

**BC211E16****Explanation:**

A problem occurred during the IPL of the system.

**Response:**

The FRU callouts are calculated at the time of the failure. See the error log for the actual replacement strategy.

---

**BC211E17****Explanation:**

Could not allocate any requested SMF memory.

**Response:**

The FRU callouts are calculated at the time of the failure. See the error log for the actual replacement strategy.

---

**BC211E18****Explanation:**

SMF secure memory allocation request altered to satisfy memory allocation rules.

**Response:**

The FRU callouts are calculated at the time of the failure. See the error log for the actual replacement strategy.

---

**BC211E20****Explanation:**

Secure Boot failure.

**Response:**

The FRU callouts are calculated at the time of the failure. See the error log for the actual replacement strategy.

---

**BC211E21****Explanation:**

Secure Boot failure.

**Response:**

The FRU callouts are calculated at the time of the failure. See the error log for the actual replacement strategy.

---

**BC211E22****Explanation:**

Secure Boot failure.

**Response:**

The FRU callouts are calculated at the time of the failure. See the error log for the actual replacement strategy.

---

**BC211E23****Explanation:**

Secure Boot failure.

**Response:**

The FRU callouts are calculated at the time of the failure. See the error log for the actual replacement strategy.

---

**BC211E24****Explanation:**

Secure Boot failure.

**Response:**

The FRU callouts are calculated at the time of the failure. See the error log for the actual replacement strategy.

---

**BC211E25****Explanation:**

Secure Boot failure.

**Response:**

The FRU callouts are calculated at the time of the failure. See the error log for the actual replacement strategy.

---

**BC211E26****Explanation:**

Secure Boot failure.

**Response:**

The FRU callouts are calculated at the time of the failure. See the error log for the actual replacement strategy.

---

**BC211E27****Explanation:**

Secure Boot failure.

**Response:**

The FRU callouts are calculated at the time of the failure. See the error log for the actual replacement strategy.

---

**BC211E28****Explanation:**

Secure Boot failure.

**Response:**

The FRU callouts are calculated at the time of the failure. See the error log for the actual replacement strategy.

---

**BC211E29****Explanation:**

Secure Boot failure.

**Response:**

The FRU callouts are calculated at the time of the failure. See the error log for the actual replacement strategy.

---



---

**BC211E2A****Explanation:**

Secure Boot failure.

**Response:**

The FRU callouts are calculated at the time of the failure. See the error log for the actual replacement strategy.

---

**BC211E2B****Explanation:**

Secure Boot failure.

**Response:**

The FRU callouts are calculated at the time of the failure. See the error log for the actual replacement strategy.

---

**BC211E2D****Explanation:**

During processor/memory subsystem initialization, an error was encountered: Could not fetch primary TPM's Log.

**Response:**

The FRU callouts are calculated at the time of the failure. See the error log for the actual replacement strategy.

---

**BC211E30****Explanation:**

Trusted Boot failure.

**Response:**

The FRU callouts are calculated at the time of the failure. See the error log for the actual replacement strategy.

---

**BC211E31****Explanation:**

Trusted Boot failure.

**Response:**

The FRU callouts are calculated at the time of the failure. See the error log for the actual replacement strategy.

---

**BC211E32****Explanation:**

Trusted Boot failure.

**Response:**

The FRU callouts are calculated at the time of the failure. See the error log for the actual replacement strategy.

---

**BC211E33****Explanation:**

Trusted Boot failure.

**Response:**

The FRU callouts are calculated at the time of the failure. See the error log for the actual replacement strategy.

---

**BC211E34****Explanation:**

Trusted Boot failure.

**Response:**

The FRU callouts are calculated at the time of the failure. See the error log for the actual replacement strategy.

---

**BC211E41****Explanation:**

A problem occurred during the IPL of the system.

**Response:**

The FRU callouts are calculated at the time of the failure. See the error log for the actual replacement strategy.

---

**BC211E42****Explanation:**

A problem occurred during the IPL of the system.

**Response:**

The FRU callouts are calculated at the time of the failure. See the error log for the actual replacement strategy.

---

**BC211E43****Explanation:**

A problem occurred during the IPL of the system.

**Response:**

The FRU callouts are calculated at the time of the failure. See the error log for the actual replacement strategy.

---

**BC211E44****Explanation:**

Physical Presence was Asserted.

**Response:**

The FRU callouts are calculated at the time of the failure. See the error log for the actual replacement strategy.

---

**BC211E45****Explanation:**

Re-IPLing to open a Physical Presence Window.

**Response:**

The FRU callouts are calculated at the time of the failure. See the error log for the actual replacement strategy.

---

**BC211E46****Explanation:**

A problem occurred during the IPL of the system.

**Response:**

The FRU callouts are calculated at the time of the failure. See the error log for the actual replacement strategy.

---

**BC211E47**

**Explanation:**

Detected Special Key Clear Request.

**Response:**

The FRU callouts are calculated at the time of the failure. See the error log for the actual replacement strategy.

---

**BC211EA0**

**Explanation:**

During processor/memory subsystem initialization, an error was encountered: Invalid operation type.

**Response:**

The FRU callouts are calculated at the time of the failure. See the error log for the actual replacement strategy.

---

**BC211EA1**

**Explanation:**

During processor/memory subsystem initialization, an error was encountered: No Trusted Platform Modules (TPM) found in system.

**Response:**

The FRU callouts are calculated at the time of the failure. See the error log for the actual replacement strategy.

---

**BC211EA2**

**Explanation:**

During processor/memory subsystem initialization, an error was encountered: Command failure reading Trusted Platform Module (TPM) FW version.

**Response:**

The FRU callouts are calculated at the time of the failure. See the error log for the actual replacement strategy.

---

**BC211EA3**

**Explanation:**

During processor/memory subsystem initialization, an error was encountered: Command failure reading Trusted Platform Module (TPM) FW version.

**Response:**

The FRU callouts are calculated at the time of the failure. See the error log for the actual replacement strategy.

---

**BC211EA4**

**Explanation:**

During processor/memory subsystem initialization, an error was encountered: Command failure reading Trusted Platform Module (TPM) FW version.

**Response:**

The FRU callouts are calculated at the time of the failure. See the error log for the actual replacement strategy.

---

**BC211EA5**

**Explanation:**

During processor/memory subsystem initialization, an error was encountered: Command failure reading Trusted Platform Module (TPM) FW version.

**Response:**

The FRU callouts are calculated at the time of the failure. See the error log for the actual replacement strategy.

---

**BC211EA6**

**Explanation:**

During processor/memory subsystem initialization, an error was encountered: Unsupported command code during marshal.

**Response:**

The FRU callouts are calculated at the time of the failure. See the error log for the actual replacement strategy.

---

**BC211EA7**

**Explanation:**

During processor/memory subsystem initialization, an error was encountered: Marshaling error detected.

**Response:**

The FRU callouts are calculated at the time of the failure. See the error log for the actual replacement strategy.

---

**BC211EA8**

**Explanation:**

During processor/memory subsystem initialization, an error was encountered: Unsupported command code during unmarshal.

**Response:**

The FRU callouts are calculated at the time of the failure. See the error log for the actual replacement strategy.

---

**BC211EA9**

**Explanation:**

During processor/memory subsystem initialization, an error was encountered: Unmarshaling error detected.

**Response:**

The FRU callouts are calculated at the time of the failure. See the error log for the actual replacement strategy.

---

**BC211F01****Explanation:**

During processor/memory subsystem initialization, an error was encountered: IPC service provider received an unexpected message.

**Response:**

The FRU callouts are calculated at the time of the failure. See the error log for the actual replacement strategy.

---

**BC212101****Explanation:**

During processor/memory subsystem initialization, an error was encountered.

**Response:**

The FRU callouts are calculated at the time of the failure. Examine the error log for the actual replacement strategy.

---

**BC212102****Explanation:**

During processor/memory subsystem initialization, an error was encountered.

**Response:**

The FRU callouts are calculated at the time of the failure. Examine the error log for the actual replacement strategy.

---

**BC212201****Explanation:**

A problem occurred while updating processor boot code.

**Response:**

The FRU callouts are calculated at the time of the failure. See the error log for the actual replacement strategy.

---

**BC212202****Explanation:**

A problem occurred while updating processor boot code.

**Response:**

The FRU callouts are calculated at the time of the failure. See the error log for the actual replacement strategy.

---

**BC212203****Explanation:**

A problem occurred while updating processor boot code.

**Response:**

The FRU callouts are calculated at the time of the failure. See the error log for the actual replacement strategy.

---

---

**BC212204****Explanation:**

A problem occurred while updating processor boot code.

**Response:**

The FRU callouts are calculated at the time of the failure. See the error log for the actual replacement strategy.

---

**BC212206****Explanation:**

A problem occurred while updating processor boot code.

**Response:**

The FRU callouts are calculated at the time of the failure. See the error log for the actual replacement strategy.

---

**BC212207****Explanation:**

A problem occurred while updating processor boot code.

**Response:**

The FRU callouts are calculated at the time of the failure. See the error log for the actual replacement strategy.

---

**BC212208****Explanation:**

A problem occurred while updating processor boot code.

**Response:**

The FRU callouts are calculated at the time of the failure. See the error log for the actual replacement strategy.

---

**BC21220A****Explanation:**

A problem occurred while updating processor boot code.

**Response:**

The FRU callouts are calculated at the time of the failure. See the error log for the actual replacement strategy.

---

**BC21220B****Explanation:**

A problem occurred while updating processor boot code.

**Response:**

The FRU callouts are calculated at the time of the failure. See the error log for the actual replacement strategy.

---

---

**BC21220D****Explanation:**

A problem occurred while updating processor boot code.

**Response:**

The FRU callouts are calculated at the time of the failure. See the error log for the actual replacement strategy.

---

**BC21220E****Explanation:**

During processor/memory subsystem initialization, an error was encountered: Invalid Boot SEEPROM Side Found.

**Response:**

The FRU callouts are calculated at the time of the failure. See the error log for the actual replacement strategy.

---

**BC21220F****Explanation:**

ECC or Data Mismatch Fail Reading Back Self Boot Engine (SBE) Version Information.

**Response:**

The FRU callouts are calculated at the time of the failure. See the error log for the actual replacement strategy.

---

**BC212210****Explanation:**

A problem occurred while updating processor boot code.

**Response:**

The FRU callouts are calculated at the time of the failure. See the error log for the actual replacement strategy.

---

**BC212211****Explanation:**

A problem occurred while updating processor boot code.

**Response:**

The FRU callouts are calculated at the time of the failure. See the error log for the actual replacement strategy.

---

**BC212212****Explanation:**

Successful Update of Self Boot Engine (SBE) SEEPROM SBE Version Information.

**Response:**

The FRU callouts are calculated at the time of the failure. See the error log for the actual replacement strategy.

---

**BC212213****Explanation:**

Self Boot Engine (SBE) Version Mismatch with Master Target.

**Response:**

The FRU callouts are calculated at the time of the failure. See the error log for the actual replacement strategy.

---

**BC212214****Explanation:**

During processor/memory subsystem initialization, an error was encountered: Error Associated with Updating this Target.

**Response:**

The FRU callouts are calculated at the time of the failure. See the error log for the actual replacement strategy.

---

**BC212215****Explanation:**

Self Boot Engine (SBE) Image Version Mismatch with Master Target.

**Response:**

The FRU callouts are calculated at the time of the failure. See the error log for the actual replacement strategy.

---

**BC212216****Explanation:**

A problem occurred while updating processor boot code.

**Response:**

The FRU callouts are calculated at the time of the failure. See the error log for the actual replacement strategy.

---

**BC212217****Explanation:**

Unsupported system configuration.

**Response:**

The FRU callouts are calculated at the time of the failure. See the error log for the actual replacement strategy.

---

**BC212218****Explanation:**

Unsupported system configuration.

**Response:**

The FRU callouts are calculated at the time of the failure. See the error log for the actual replacement strategy.

---

**BC212219**

**Explanation:**

A problem occurred while updating processor boot code.

**Response:**

The FRU callouts are calculated at the time of the failure. See the error log for the actual replacement strategy.

---

**BC21221A****Explanation:**

A problem occurred while updating processor boot code.

**Response:**

The FRU callouts are calculated at the time of the failure. See the error log for the actual replacement strategy.

---

**BC21221B****Explanation:**

SBE is not being updated.

**Response:**

The FRU callouts are calculated at the time of the failure. See the error log for the actual replacement strategy.

---

**BC21221D****Explanation:**

Chip level is invalid.

**Response:**

The FRU callouts are calculated at the time of the failure. See the error log for the actual replacement strategy.

---

**BC21221E****Explanation:**

A problem occurred while updating processor boot code.

**Response:**

The FRU callouts are calculated at the time of the failure. See the error log for the actual replacement strategy.

---

**BC21221F****Explanation:**

A problem occurred while updating processor boot code.

**Response:**

The FRU callouts are calculated at the time of the failure. See the error log for the actual replacement strategy.

---

**BC212300****Explanation:**

A problem occurred during the IPL of the system.

**Response:**

The FRU callouts are calculated at the time of the failure. See the error log for the actual replacement strategy.

---

**BC212301****Explanation:**

A problem occurred during the IPL of the system.

**Response:**

The FRU callouts are calculated at the time of the failure. See the error log for the actual replacement strategy.

---

**BC212302****Explanation:**

A problem occurred during the IPL of the system.

**Response:**

The FRU callouts are calculated at the time of the failure. See the error log for the actual replacement strategy.

---

**BC212303****Explanation:**

A problem occurred during the IPL of the system.

**Response:**

The FRU callouts are calculated at the time of the failure. See the error log for the actual replacement strategy.

---

**BC212310****Explanation:**

A problem occurred during the IPL of the system.

**Response:**

The FRU callouts are calculated at the time of the failure. See the error log for the actual replacement strategy.

---

**BC212401****Explanation:**

Firmware error accessing internal bus during IPL.

**Response:**

The FRU callouts are calculated at the time of the failure. See the error log for the actual replacement strategy.

---

**BC212402****Explanation:**

Hardware error accessing internal bus during IPL.

**Response:**

The FRU callouts are calculated at the time of the failure. See the error log for the actual replacement strategy.

---

**BC212403****Explanation:**

Firmware error accessing internal bus during IPL.

**Response:**

The FRU callouts are calculated at the time of the failure. See the error log for the actual replacement strategy.

---

**BC212404**

**Explanation:**

Error(s) found in OPB Status Register.

**Response:**

The FRU callouts are calculated at the time of the failure. See the error log for the actual replacement strategy.

---

**BC212405**

**Explanation:**

Unsupported Reset Level requested.

**Response:**

The FRU callouts are calculated at the time of the failure. See the error log for the actual replacement strategy.

---

**BC212406**

**Explanation:**

Firmware error during boot flash diagnostics.

**Response:**

The FRU callouts are calculated at the time of the failure. See the error log for the actual replacement strategy.

---

**BC212407**

**Explanation:**

Firmware error during boot flash diagnostics.

**Response:**

The FRU callouts are calculated at the time of the failure. See the error log for the actual replacement strategy.

---

**BC212408**

**Explanation:**

Firmware error during boot flash diagnostics.

**Response:**

The FRU callouts are calculated at the time of the failure. See the error log for the actual replacement strategy.

---

**BC212409**

**Explanation:**

Firmware error during boot flash diagnostics.

**Response:**

The FRU callouts are calculated at the time of the failure. See the error log for the actual replacement strategy.

---

**BC21240A**

**Explanation:**

Error(s) found in LPCHC Status Register.

**Response:**

The FRU callouts are calculated at the time of the failure. See the error log for the actual replacement strategy.

---

**BC212501**

**Explanation:**

Firmware error during system boot.

**Response:**

The FRU callouts are calculated at the time of the failure. See the error log for the actual replacement strategy.

---

**BC212502**

**Explanation:**

Firmware error.

**Response:**

The FRU callouts are calculated at the time of the failure. See the error log for the actual replacement strategy.

---

**BC212503**

**Explanation:**

Firmware error during IPMI event handling.

**Response:**

The FRU callouts are calculated at the time of the failure. See the error log for the actual replacement strategy.

---

**BC212504**

**Explanation:**

During processor/memory subsystem initialization, an error was encountered: Command not valid for this sensor.

**Response:**

The FRU callouts are calculated at the time of the failure. See the error log for the actual replacement strategy.

---

**BC212505**

**Explanation:**

During processor/memory subsystem initialization, an error was encountered: Set sensor reading command failed.

**Response:**

The FRU callouts are calculated at the time of the failure. See the error log for the actual replacement strategy.

---

**BC212506**

**Explanation:**

During processor/memory subsystem initialization, an error was encountered: Set sensor reading command failed.

**Response:**

The FRU callouts are calculated at the time of the failure. See the error log for the actual replacement strategy.

---

**BC212507**

**Explanation:**

During processor/memory subsystem initialization, an error was encountered: Requested sensor is not present.

**Response:**

The FRU callouts are calculated at the time of the failure. See the error log for the actual replacement strategy.

---

**BC212508**

**Explanation:**

During processor/memory subsystem initialization, an error was encountered: Set sensor reading command failed.

**Response:**

The FRU callouts are calculated at the time of the failure. See the error log for the actual replacement strategy.

---

**BC212509**

**Explanation:**

Unexpected IPMI completion code from the BMC.

**Response:**

The FRU callouts are calculated at the time of the failure. See the error log for the actual replacement strategy.

---

**BC21250A**

**Explanation:**

The DCMI command to retrieve the power limit data from the BMC has failed, the user defined power limit cannot be applied.

**Response:**

The FRU callouts are calculated at the time of the failure. See the error log for the actual replacement strategy.

---

**BC21250B**

**Explanation:**

Request to get sensor reading IPMI completion code can be seen in userdata1 field of the log.

**Response:**

The FRU callouts are calculated at the time of the failure. See the error log for the actual replacement strategy.

---

**BC21250C**

**Explanation:**

During processor/memory subsystem initialization, an error was encountered: Request to get sensor type form the bmc failed.

**Response:**

The FRU callouts are calculated at the time of the failure. See the error log for the actual replacement strategy.

---

**BC21250D**

**Explanation:**

Unable to determine sensor information.

**Response:**

The FRU callouts are calculated at the time of the failure. See the error log for the actual replacement strategy.

---

**BC21250E**

**Explanation:**

During processor/memory subsystem initialization, an error was encountered: VPD data is invalid size.

**Response:**

The FRU callouts are calculated at the time of the failure. See the error log for the actual replacement strategy.

---

**BC21250F**

**Explanation:**

The passed in sensor number is not valid.

**Response:**

The FRU callouts are calculated at the time of the failure. See the error log for the actual replacement strategy.

---

**BC212510**

**Explanation:**

Unable to find a valid sensor setting.

**Response:**

The FRU callouts are calculated at the time of the failure. See the error log for the actual replacement strategy.

---

**BC212601**

**Explanation:**

During processor/memory subsystem initialization, an error was encountered: OCC is not valid.

**Response:**

The FRU callouts are calculated at the time of the failure. See the error log for the actual replacement strategy.

---

**BC212602**

**Explanation:**

During processor/memory subsystem initialization, an error was encountered: Throttle numerator calculated doesn't meet min utilization.

**Response:**

The FRU callouts are calculated at the time of the failure. See the error log for the actual replacement strategy.

---

**BC212603**

**Explanation:**

During processor/memory subsystem initialization, an error was encountered: Throttle HW procedure calculated an invalid numerator value.

**Response:**

The FRU callouts are calculated at the time of the failure. See the error log for the actual replacement strategy.

---

**BC212605**

**Explanation:**

During processor/memory subsystem initialization, an error was encountered: OCC not ready for target state.

**Response:**

The FRU callouts are calculated at the time of the failure. See the error log for the actual replacement strategy.

---

**BC212606**

**Explanation:**

During processor/memory subsystem initialization, an error was encountered: Unable to read attributes.

**Response:**

The FRU callouts are calculated at the time of the failure. See the error log for the actual replacement strategy.

---

**BC21260E**

**Explanation:**

During processor/memory subsystem initialization, an error was encountered: Unable to send cmd to OCC exception.

**Response:**

The FRU callouts are calculated at the time of the failure. See the error log for the actual replacement strategy.

---

**BC212616**

**Explanation:**

During processor/memory subsystem initialization, an error was encountered: Homer pointer is nullptr, unable to communicate with the OCCs. Leaving system in safe mode.

**Response:**

The FRU callouts are calculated at the time of the failure. See the error log for the actual replacement strategy.

---

**BC212618**

**Explanation:**

During processor/memory subsystem initialization, an error was encountered: Invalid response length received.

**Response:**

The FRU callouts are calculated at the time of the failure. See the error log for the actual replacement strategy.

---

**BC212619**

**Explanation:**

During processor/memory subsystem initialization, an error was encountered: OCC response had checksum failure.

**Response:**

The FRU callouts are calculated at the time of the failure. See the error log for the actual replacement strategy.

---

**BC21261B**

**Explanation:**

During processor/memory subsystem initialization, an error was encountered: Invalid length in OCC response.

**Response:**

The FRU callouts are calculated at the time of the failure. See the error log for the actual replacement strategy.

---

**BC21261C**

**Explanation:**

During processor/memory subsystem initialization, an error was encountered: Invalid POLL response length.

**Response:**

The FRU callouts are calculated at the time of the failure. See the error log for the actual replacement strategy.

---

**BC21261D**

**Explanation:**

During processor/memory subsystem initialization, an error was encountered: Bad FRU data received in OCC error log.

**Response:**

The FRU callouts are calculated at the time of the failure. See the error log for the actual replacement strategy.

---

**BC212622**

**Explanation:**



During processor/memory subsystem initialization, an error was encountered: Invalid role is POLL response.

**Response:**

The FRU callouts are calculated at the time of the failure. See the error log for the actual replacement strategy.

---

**BC212623**

**Explanation:**

During processor/memory subsystem initialization, an error was encountered: Invalid OCC state requested.

**Response:**

The FRU callouts are calculated at the time of the failure. See the error log for the actual replacement strategy.

---

**BC212624**

**Explanation:**

During processor/memory subsystem initialization, an error was encountered: OCC comm not established or command is not supported.

**Response:**

The FRU callouts are calculated at the time of the failure. See the error log for the actual replacement strategy.

---

**BC212625**

**Explanation:**

During processor/memory subsystem initialization, an error was encountered: OCCs were not loaded/started successfully.

**Response:**

The FRU callouts are calculated at the time of the failure. See the error log for the actual replacement strategy.

---

**BC212626**

**Explanation:**

During processor/memory subsystem initialization, an error was encountered: OCC did not change to requested state.

**Response:**

The FRU callouts are calculated at the time of the failure. See the error log for the actual replacement strategy.

---

**BC212635**

**Explanation:**

During processor/memory subsystem initialization, an error was encountered: Timeout waiting for OCC response.

**Response:**

The FRU callouts are calculated at the time of the failure. See the error log for the actual replacement strategy.

---

**BC212645**

**Explanation:**

During processor/memory subsystem initialization, an error was encountered: No OCC target found for proc Target,.

**Response:**

The FRU callouts are calculated at the time of the failure. See the error log for the actual replacement strategy.

---

**BC212655**

**Explanation:**

During processor/memory subsystem initialization, an error was encountered: No OCC master was found.

**Response:**

The FRU callouts are calculated at the time of the failure. See the error log for the actual replacement strategy.

---

**BC212656**

**Explanation:**

During processor/memory subsystem initialization, an error was encountered: OCC reset threshold reached. Leaving OCCs in reset state.

**Response:**

The FRU callouts are calculated at the time of the failure. See the error log for the actual replacement strategy.

---

**BC212663**

**Explanation:**

During processor/memory subsystem initialization, an error was encountered: Invalid OCC error log data.

**Response:**

The FRU callouts are calculated at the time of the failure. See the error log for the actual replacement strategy.

---

**BC21267D**

**Explanation:**

During processor/memory subsystem initialization, an error was encountered: Bad FRU data received in OCC error log.

**Response:**

The FRU callouts are calculated at the time of the failure. See the error log for the actual replacement strategy.

---

**BC21267F**

**Explanation:**

During processor/memory subsystem initialization, an error was encountered: No FRU callouts found for non-info OCC Error.

**Response:**

The FRU callouts are calculated at the time of the failure. See the error log for the actual replacement strategy.

---

**BC212701****Explanation:**

During processor/memory subsystem initialization, an error was encountered: Invalid operation type.

**Response:**

The FRU callouts are calculated at the time of the failure. See the error log for the actual replacement strategy.

---

**BC212702****Explanation:**

A problem was detected during the IPL of the system: Device type not supported.

**Response:**

The FRU callouts are calculated at the time of the failure. See the error log for the actual replacement strategy.

---

**BC212703****Explanation:**

During processor/memory subsystem initialization, an error was encountered: TPM attribute was not found.

**Response:**

The FRU callouts are calculated at the time of the failure. See the error log for the actual replacement strategy.

---

**BC212704****Explanation:**

During processor/memory subsystem initialization, an error was encountered: Invalid TPM chip to access.

**Response:**

The FRU callouts are calculated at the time of the failure. See the error log for the actual replacement strategy.

---

**BC212705****Explanation:**

During processor/memory subsystem initialization, an error was encountered: I2C master entity path doesn't exist.

**Response:**

The FRU callouts are calculated at the time of the failure. See the error log for the actual replacement strategy.

---

**BC212706****Explanation:**

During processor/memory subsystem initialization, an error was encountered: I2C master path target is null.

**Response:**

The FRU callouts are calculated at the time of the failure. See the error log for the actual replacement strategy.

---

**BC212707****Explanation:**

During processor/memory subsystem initialization, an error was encountered: Invalid address offset size.

**Response:**

The FRU callouts are calculated at the time of the failure. See the error log for the actual replacement strategy.

---

**BC212708****Explanation:**

A problem occurred during the IPL of the system: TPM buffer is too large.

**Response:**

The FRU callouts are calculated at the time of the failure. See the error log for the actual replacement strategy.

---

**BC212709****Explanation:**

A problem occurred during the IPL of the system: TPM underflow.

**Response:**

The FRU callouts are calculated at the time of the failure. See the error log for the actual replacement strategy.

---

**BC21270A****Explanation:**

A problem occurred during the IPL of the system: TPM timeout.

**Response:**

The FRU callouts are calculated at the time of the failure. See the error log for the actual replacement strategy.

---

**BC21270B****Explanation:**

During processor/memory subsystem initialization, an error was encountered: Invalid operation type.

**Response:**

The FRU callouts are calculated at the time of the failure. See the error log for the actual replacement strategy.

---

**BC21270C****Explanation:**

During processor/memory subsystem initialization, an error was encountered: Invalid address offset size.

**Response:**

The FRU callouts are calculated at the time of the failure. See the error log for the actual replacement strategy.

---

**BC21270D****Explanation:**

A trusted platform module (TPM) that was expected to be present was not detected properly.

**Response:**

The FRU callouts are calculated at the time of the failure. See the error log for the actual replacement strategy.

---

**BC21270E****Explanation:**

Trusted boot problem detected.

**Response:**

The FRU callouts are calculated at the time of the failure. See the error log for the actual replacement strategy.

---

**BC21270F****Explanation:**

Trusted boot problem detected.

**Response:**

The FRU callouts are calculated at the time of the failure. See the error log for the actual replacement strategy.

---

**BC212710****Explanation:**

Unexpected trusted boot related failure.

**Response:**

The FRU callouts are calculated at the time of the failure. See the error log for the actual replacement strategy.

---

**BC212711****Explanation:**

Unexpected trusted boot related failure.

**Response:**

The FRU callouts are calculated at the time of the failure. See the error log for the actual replacement strategy.

---

**BC212801****Explanation:**

Firmware error communicating with boot device.

**Response:**

The FRU callouts are calculated at the time of the failure. See the error log for the actual replacement strategy.

---

**BC212802****Explanation:**

Firmware error communicating with boot device.

**Response:**

The FRU callouts are calculated at the time of the failure. See the error log for the actual replacement strategy.

---

**BC212803****Explanation:**

Firmware error communicating with boot device.

**Response:**

The FRU callouts are calculated at the time of the failure. See the error log for the actual replacement strategy.

---

**BC212804****Explanation:**

Firmware error communicating with boot device.

**Response:**

The FRU callouts are calculated at the time of the failure. See the error log for the actual replacement strategy.

---

**BC212806****Explanation:**

Firmware logic bug detected.

**Response:**

The FRU callouts are calculated at the time of the failure. See the error log for the actual replacement strategy.

---

**BC212810****Explanation:**

During processor/memory subsystem initialization, an error was encountered: Timeout waiting for upstream FIFO to have room to write.

**Response:**

The FRU callouts are calculated at the time of the failure. See the error log for the actual replacement strategy.

---

**BC212811****Explanation:**

During processor/memory subsystem initialization, an error was encountered: EOT not received before downstream buffer full.

**Response:**

The FRU callouts are calculated at the time of the failure. See the error log for the actual replacement strategy.

---

**BC212812****Explanation:**

During processor/memory subsystem initialization, an error was encountered: The distance to the status header is not within the response buffer.

**Response:**

The FRU callouts are calculated at the time of the failure. See the error log for the actual replacement strategy.

---

**BC212813****Explanation:**

During processor/memory subsystem initialization, an error was encountered: Status header does not start with magic number or non-zero primary or secondary status.

**Response:**

The FRU callouts are calculated at the time of the failure. See the error log for the actual replacement strategy.

---

**BC212814****Explanation:**

During processor/memory subsystem initialization, an error was encountered: Timeout waiting for downstream FIFO to have data to receive.

**Response:**

The FRU callouts are calculated at the time of the failure. See the error log for the actual replacement strategy.

---

**BC212815****Explanation:**

Firmware error communicating with boot device.

**Response:**

The FRU callouts are calculated at the time of the failure. See the error log for the actual replacement strategy.

---

**BC212816****Explanation:**

Firmware error communicating with boot device.

**Response:**

The FRU callouts are calculated at the time of the failure. See the error log for the actual replacement strategy.

---

**BC212817****Explanation:**

Firmware error communicating with boot device.

**Response:**

The FRU callouts are calculated at the time of the failure. See the error log for the actual replacement strategy.

---

**BC212818****Explanation:**

Firmware error communicating with boot device.

**Response:**

The FRU callouts are calculated at the time of the failure. See the error log for the actual replacement strategy.

---

**BC212819****Explanation:**

Firmware error communicating with boot device.

**Response:**

The FRU callouts are calculated at the time of the failure. See the error log for the actual replacement strategy.

---

**BC21281A****Explanation:**

During processor/memory subsystem initialization, an error was encountered: If the size of the FFDC package exceeds our allocated buffer size, we log it.

**Response:**

The FRU callouts are calculated at the time of the failure. See the error log for the actual replacement strategy.

---

**BC212831****Explanation:**

Firmware error communicating with boot device.

**Response:**

The FRU callouts are calculated at the time of the failure. See the error log for the actual replacement strategy.

---

**BC212832****Explanation:**

Firmware error communicating with boot device.

**Response:**

The FRU callouts are calculated at the time of the failure. See the error log for the actual replacement strategy.

---

**BC212833****Explanation:**

Firmware error communicating with boot device.

**Response:**

The FRU callouts are calculated at the time of the failure. See the error log for the actual replacement strategy.

---

**BC212834****Explanation:**

Firmware error communicating with boot device.

**Response:**

The FRU callouts are calculated at the time of the failure. See the error log for the actual replacement strategy.

---

**BC212835**

**Explanation:**

Firmware error communicating with boot device.

**Response:**

The FRU callouts are calculated at the time of the failure. See the error log for the actual replacement strategy.

---

**BC212836****Explanation:**

Firmware error communicating with boot device.

**Response:**

The FRU callouts are calculated at the time of the failure. See the error log for the actual replacement strategy.

---

**BC212837****Explanation:**

Firmware error communicating with boot device.

**Response:**

The FRU callouts are calculated at the time of the failure. See the error log for the actual replacement strategy.

---

**BC212838****Explanation:**

Firmware error communicating with boot device.

**Response:**

The FRU callouts are calculated at the time of the failure. See the error log for the actual replacement strategy.

---

**BC212839****Explanation:**

Firmware error communicating with boot device.

**Response:**

The FRU callouts are calculated at the time of the failure. See the error log for the actual replacement strategy.

---

**BC21283A****Explanation:**

Firmware error communicating with boot device.

**Response:**

The FRU callouts are calculated at the time of the failure. See the error log for the actual replacement strategy.

---

**BC21283B****Explanation:**

Firmware error communicating with boot device.

**Response:**

The FRU callouts are calculated at the time of the failure. See the error log for the actual replacement strategy.

---

**BC21283C****Explanation:**

Firmware error communicating with boot device.

**Response:**

The FRU callouts are calculated at the time of the failure. See the error log for the actual replacement strategy.

---

**BC21283D****Explanation:**

During processor/memory subsystem initialization, an error was encountered: Unable to inform OPAL of SBE failure.

**Response:**

The FRU callouts are calculated at the time of the failure. See the error log for the actual replacement strategy.

---

**BC212850****Explanation:**

A problem occurred during the IPL.

**Response:**

The FRU callouts are calculated at the time of the failure. See the error log for the actual replacement strategy.

---

**BC212851****Explanation:**

A problem occurred during the IPL.

**Response:**

The FRU callouts are calculated at the time of the failure. See the error log for the actual replacement strategy.

---

**BC212852****Explanation:**

During processor/memory subsystem initialization, an error was encountered: SBE booted from unexpected side.

**Response:**

The FRU callouts are calculated at the time of the failure. See the error log for the actual replacement strategy.

---

**BC212853****Explanation:**

Processor Error.

**Response:**

The FRU callouts are calculated at the time of the failure. See the error log for the actual replacement strategy.

---

**BC212854****Explanation:**

Processor Error.

**Response:**

The FRU callouts are calculated at the time of the failure. See the error log for the actual replacement strategy.

---

**BC212856**

**Explanation:**

During processor/memory subsystem initialization, an error was encountered: This function was called incorrectly or there is a new enum that is not handled yet.

**Response:**

The FRU callouts are calculated at the time of the failure. See the error log for the actual replacement strategy.

---

**BC212857**

**Explanation:**

FFDC associated with boot device failing to boot.

**Response:**

The FRU callouts are calculated at the time of the failure. See the error log for the actual replacement strategy.

---

**BC212858**

**Explanation:**

A processor in the system has failed to initialize.

**Response:**

The FRU callouts are calculated at the time of the failure. See the error log for the actual replacement strategy.

---

**BC21285B**

**Explanation:**

Extra FFDC gathered, marked information event.

**Response:**

The FRU callouts are calculated at the time of the failure. See the error log for the actual replacement strategy.

---

**BC21285C**

**Explanation:**

Processor Error.

**Response:**

The FRU callouts are calculated at the time of the failure. See the error log for the actual replacement strategy.

---

**BC21285D**

**Explanation:**

Processor Error.

**Response:**

The FRU callouts are calculated at the time of the failure. See the error log for the actual replacement strategy.

---

**BC21285E**

**Explanation:**

Processor Error.

**Response:**

The FRU callouts are calculated at the time of the failure. See the error log for the actual replacement strategy.

---

**BC21285F**

**Explanation:**

During processor/memory subsystem initialization, an error was encountered: Call to PSU Chip Op returned an unexpected message type.

**Response:**

The FRU callouts are calculated at the time of the failure. See the error log for the actual replacement strategy.

---

**BC212861**

**Explanation:**

During processor/memory subsystem initialization, an error was encountered: Could not register mailbox message queue.

**Response:**

The FRU callouts are calculated at the time of the failure. See the error log for the actual replacement strategy.

---

**BC212862**

**Explanation:**

Processor Error.

**Response:**

The FRU callouts are calculated at the time of the failure. See the error log for the actual replacement strategy.

---

**BC212BA0**

**Explanation:**

Failure detected in security subsystem.

**Response:**

The FRU callouts are calculated at the time of the failure. See the error log for the actual replacement strategy.

---

**BC212BA2**

**Explanation:**

Failure detected in security subsystem.

**Response:**

The FRU callouts are calculated at the time of the failure. See the error log for the actual replacement strategy.

---

**BC212BA3****Explanation:**

Failure detected in security subsystem.

**Response:**

The FRU callouts are calculated at the time of the failure. See the error log for the actual replacement strategy.

---

**BC212BA4****Explanation:**

Failure detected in security subsystem.

**Response:**

The FRU callouts are calculated at the time of the failure. See the error log for the actual replacement strategy.

---

**BC212BA5****Explanation:**

Failure detected in security subsystem.

**Response:**

The FRU callouts are calculated at the time of the failure. See the error log for the actual replacement strategy.

---

**BC212BA6****Explanation:**

Failure detected in security subsystem.

**Response:**

The FRU callouts are calculated at the time of the failure. See the error log for the actual replacement strategy.

---

**BC212BA7****Explanation:**

Failure detected in security subsystem.

**Response:**

The FRU callouts are calculated at the time of the failure. See the error log for the actual replacement strategy.

---

**BC212BA8****Explanation:**

Failure detected in security subsystem.

**Response:**

The FRU callouts are calculated at the time of the failure. See the error log for the actual replacement strategy.

---

**BC212BA9****Explanation:**

During processor/memory subsystem initialization, an error was encountered: Unmarshal error while replaying tpm log.

**Response:**

The FRU callouts are calculated at the time of the failure. See the error log for the actual replacement strategy.

---

**BC212BAA****Explanation:**

TPM log overflow.

**Response:**

The FRU callouts are calculated at the time of the failure. See the error log for the actual replacement strategy.

---

**BC212BAB****Explanation:**

TPM log operation failure.

**Response:**

The FRU callouts are calculated at the time of the failure. See the error log for the actual replacement strategy.

---

**BC212BAC****Explanation:**

TPM log buffer init failure.

**Response:**

The FRU callouts are calculated at the time of the failure. See the error log for the actual replacement strategy.

---

**BC212BAD****Explanation:**

The system is configured for Secure Boot and trusted platform module required mode; a functional boot processor trusted platform module is required to boot the system (or node, if multi-node system), but none are available. Therefore, the system (or node, if multi-node system) will terminate. Trusted platform module required mode may be disabled via the appropriate systems management interface to allow platform boot without the remote trusted attestation capability. Look for other errors which call out the trusted platform module and follow the repair actions for these errors.

**Response:**

The FRU callouts are calculated at the time of the failure. See the error log for the actual replacement strategy.

---

**BC212BAE****Explanation:**

Failure detected in security subsystem.

**Response:**

The FRU callouts are calculated at the time of the failure. See the error log for the actual replacement strategy.

---

**BC212BAF**

**Explanation:**

Failure detected in security subsystem.

**Response:**

The FRU callouts are calculated at the time of the failure. See the error log for the actual replacement strategy.

---

**BC212BB0****Explanation:**

TPM log invalid format.

**Response:**

The FRU callouts are calculated at the time of the failure. See the error log for the actual replacement strategy.

---

**BC212BB1****Explanation:**

Trusted boot failure.

**Response:**

The FRU callouts are calculated at the time of the failure. See the error log for the actual replacement strategy.

---

**BC212BB2****Explanation:**

Firmware error during system boot.

**Response:**

The FRU callouts are calculated at the time of the failure. See the error log for the actual replacement strategy.

---

**BC212BB3****Explanation:**

Firmware error during system boot.

**Response:**

The FRU callouts are calculated at the time of the failure. See the error log for the actual replacement strategy.

---

**BC212BB4****Explanation:**

Platform security problem detected.

**Response:**

The FRU callouts are calculated at the time of the failure. See the error log for the actual replacement strategy.

---

**BC212BB5****Explanation:**

Failure detected in security subsystem.

**Response:**

The FRU callouts are calculated at the time of the failure. See the error log for the actual replacement strategy.

---

**BC212BB7****Explanation:**

Trusted Boot failure.

**Response:**

The FRU callouts are calculated at the time of the failure. See the error log for the actual replacement strategy.

---

**BC212BB8****Explanation:**

Trusted boot failure.

**Response:**

The FRU callouts are calculated at the time of the failure. See the error log for the actual replacement strategy.

---

**BC212BB9****Explanation:**

Trusted boot failure.

**Response:**

The FRU callouts are calculated at the time of the failure. See the error log for the actual replacement strategy.

---

**BC212BBA****Explanation:**

Trusted boot failure.

**Response:**

The FRU callouts are calculated at the time of the failure. See the error log for the actual replacement strategy.

---

**BC212BBB****Explanation:**

Trusted boot failure.

**Response:**

The FRU callouts are calculated at the time of the failure. See the error log for the actual replacement strategy.

---

**BC212BBC****Explanation:**

Trusted boot failure.

**Response:**

The FRU callouts are calculated at the time of the failure. See the error log for the actual replacement strategy.

---

**BC212BBD****Explanation:**

trustedboot failure.

**Response:**



The FRU callouts are calculated at the time of the failure. See the error log for the actual replacement strategy.

---

**BC213325****Explanation:**

During processor/memory subsystem initialization, an error was encountered: Unable to resolve other end of xbus.

**Response:**

The FRU callouts are calculated at the time of the failure. See the error log for the actual replacement strategy.

---

**BC213326****Explanation:**

During processor/memory subsystem initialization, an error was encountered: Unable to resolve other end of xbus.

**Response:**

The FRU callouts are calculated at the time of the failure. See the error log for the actual replacement strategy.

---

**BC213327****Explanation:**

Firmware Error.

**Response:**

The FRU callouts are calculated at the time of the failure. See the error log for the actual replacement strategy.

---

**BC213328****Explanation:**

Firmware Error.

**Response:**

The FRU callouts are calculated at the time of the failure. See the error log for the actual replacement strategy.

---

**BC213329****Explanation:**

Firmware Error.

**Response:**

The FRU callouts are calculated at the time of the failure. See the error log for the actual replacement strategy.

---

**BC21332A****Explanation:**

Firmware Error.

**Response:**

The FRU callouts are calculated at the time of the failure. See the error log for the actual replacement strategy.

---

**BC21332B****Explanation:**

Firmware Error.

**Response:**

The FRU callouts are calculated at the time of the failure. See the error log for the actual replacement strategy.

---

**BC21332C****Explanation:**

Firmware Error.

**Response:**

The FRU callouts are calculated at the time of the failure. See the error log for the actual replacement strategy.

---

**BC21332D****Explanation:**

Firmware Error or unsupported part.

**Response:**

The FRU callouts are calculated at the time of the failure. See the error log for the actual replacement strategy.

---

**BC21332E****Explanation:**

Firmware Error.

**Response:**

The FRU callouts are calculated at the time of the failure. See the error log for the actual replacement strategy.

---

**BC21332F****Explanation:**

Firmware Error.

**Response:**

The FRU callouts are calculated at the time of the failure. See the error log for the actual replacement strategy.

---

**BC213330****Explanation:**

Firmware Error.

**Response:**

The FRU callouts are calculated at the time of the failure. See the error log for the actual replacement strategy.

---

**BC213331****Explanation:**

Firmware Error.

**Response:**

The FRU callouts are calculated at the time of the failure. See the error log for the actual replacement strategy.

---

**BC213332****Explanation:**

Firmware Error.

**Response:**

The FRU callouts are calculated at the time of the failure. See the error log for the actual replacement strategy.

---

**BC213333****Explanation:**

Firmware Error.

**Response:**

The FRU callouts are calculated at the time of the failure. See the error log for the actual replacement strategy.

---

**BC213334****Explanation:**

During processor/memory subsystem initialization, an error was encountered: platGetMBvpdMemoryDataVersion could not find the expected 1 mba from the passed dimm target.

**Response:**

The FRU callouts are calculated at the time of the failure. See the error log for the actual replacement strategy.

---

**BC213335****Explanation:**

During processor/memory subsystem initialization, an error was encountered: platGetMBvpdMemoryDataVersion could not find an mba parent target from the passed in dimm target.

**Response:**

The FRU callouts are calculated at the time of the failure. See the error log for the actual replacement strategy.

---

**BC213336****Explanation:**

During processor/memory subsystem initialization, an error was encountered: platGetMBvpdMemoryDataVersion could not find any child mba's from the passed in target of type TYPE\_MEMBUF.

**Response:**

The FRU callouts are calculated at the time of the failure. See the error log for the actual replacement strategy.

---

**BC213337****Explanation:**

During processor/memory subsystem initialization, an error was encountered: platGetMBvpdMemoryDataVersion requires a target of type TYPE\_MBA or TYPE\_MEMBUF.

**Response:**

The FRU callouts are calculated at the time of the failure. See the error log for the actual replacement strategy.

---

**BC213339****Explanation:**

Internal firmware error.

**Response:**

The FRU callouts are calculated at the time of the failure. See the error log for the actual replacement strategy.

---

**BC21333A****Explanation:**

Internal firmware error.

**Response:**

The FRU callouts are calculated at the time of the failure. See the error log for the actual replacement strategy.

---

**BC21333B****Explanation:**

Internal firmware error.

**Response:**

The FRU callouts are calculated at the time of the failure. See the error log for the actual replacement strategy.

---

**BC21333C****Explanation:**

Internal firmware error.

**Response:**

The FRU callouts are calculated at the time of the failure. See the error log for the actual replacement strategy.

---

**BC21333D****Explanation:**

Internal firmware error.

**Response:**

The FRU callouts are calculated at the time of the failure. See the error log for the actual replacement strategy.

---

**BC21333E****Explanation:**

Internal firmware error.

**Response:**

The FRU callouts are calculated at the time of the failure. See the error log for the actual replacement strategy.

---

**BC213340****Explanation:**

Internal firmware error.

**Response:**

The FRU callouts are calculated at the time of the failure. See the error log for the actual replacement strategy.

---

**BC213343****Explanation:**

Internal firmware error.

**Response:**

The FRU callouts are calculated at the time of the failure. See the error log for the actual replacement strategy.

---

**BC213403****Explanation:**

A problem occurred while running processor boot code.

**Response:**

The FRU callouts are calculated at the time of the failure. See the error log for the actual replacement strategy.

---

**BC213404****Explanation:**

A problem occurred while running processor boot code.

**Response:**

The FRU callouts are calculated at the time of the failure. See the error log for the actual replacement strategy.

---

**BC213405****Explanation:**

A problem occurred while running processor boot code.

**Response:**

The FRU callouts are calculated at the time of the failure. See the error log for the actual replacement strategy.

---

**BC213406****Explanation:**

A problem occurred while running processor boot code.

**Response:**

The FRU callouts are calculated at the time of the failure. See the error log for the actual replacement strategy.

---

**BC213407****Explanation:**

A problem occurred while running processor boot code.

**Response:**

The FRU callouts are calculated at the time of the failure. See the error log for the actual replacement strategy.

---

**BC213408****Explanation:**

A problem occurred while running processor boot code.

**Response:**

The FRU callouts are calculated at the time of the failure. See the error log for the actual replacement strategy.

---

**BC213409****Explanation:**

A problem occurred while running processor boot code.

**Response:**

The FRU callouts are calculated at the time of the failure. See the error log for the actual replacement strategy.

---

**BC21340A****Explanation:**

A problem occurred while running processor boot code.

**Response:**

The FRU callouts are calculated at the time of the failure. See the error log for the actual replacement strategy.

---

**BC21340B****Explanation:**

A problem occurred while running processor boot code.

**Response:**

The FRU callouts are calculated at the time of the failure. See the error log for the actual replacement strategy.

---

**BC21340C****Explanation:**

A problem occurred while running processor boot code.

**Response:**

The FRU callouts are calculated at the time of the failure. See the error log for the actual replacement strategy.

---

**BC21340F****Explanation:**

Failed to load boot firmware.

**Response:**

The FRU callouts are calculated at the time of the failure. See the error log for the actual replacement strategy.

---

**BC213501****Explanation:**

During processor/memory subsystem initialization, an error was encountered: Invalid operation type.

**Response:**

The FRU callouts are calculated at the time of the failure. See the error log for the actual replacement strategy.

---

**BC213502****Explanation:**

A problem was detected during the IPL of the system: Device type not supported.

**Response:**

The FRU callouts are calculated at the time of the failure. See the error log for the actual replacement strategy.

---

**BC213503****Explanation:**

During processor/memory subsystem initialization, an error was encountered: NVDIMM attribute was not found.

**Response:**

The FRU callouts are calculated at the time of the failure. See the error log for the actual replacement strategy.

---

**BC213505****Explanation:**

During processor/memory subsystem initialization, an error was encountered: I2C master entity path doesn't exist.

**Response:**

The FRU callouts are calculated at the time of the failure. See the error log for the actual replacement strategy.

---

**BC213506****Explanation:**

During processor/memory subsystem initialization, an error was encountered: I2C master path target is null.

**Response:**

The FRU callouts are calculated at the time of the failure. See the error log for the actual replacement strategy.

---

**BC213507****Explanation:**

During processor/memory subsystem initialization, an error was encountered: Invalid address offset size.

**Response:**

The FRU callouts are calculated at the time of the failure. See the error log for the actual replacement strategy.

---

**BC213508****Explanation:**

A problem occurred during the IPL of the system: I2C buffer offset is too large.

**Response:**

The FRU callouts are calculated at the time of the failure. See the error log for the actual replacement strategy.

---

**BC213509****Explanation:**

During processor/memory subsystem initialization, an error was encountered: I2C write page size is zero.

**Response:**

The FRU callouts are calculated at the time of the failure. See the error log for the actual replacement strategy.

---

**BC21350A****Explanation:**

During processor/memory subsystem initialization, an error was encountered: NVDIMM register offset out of bound.

**Response:**

The FRU callouts are calculated at the time of the failure. See the error log for the actual replacement strategy.

---

**BC21350D****Explanation:**

NVDIMM timed out.

**Response:**

The FRU callouts are calculated at the time of the failure. See the error log for the actual replacement strategy.

---

**BC21350E****Explanation:**

NVDIMM timed out.

**Response:**

The FRU callouts are calculated at the time of the failure. See the error log for the actual replacement strategy.

---

**BC21350F**

**Explanation:**  
NVDIMM timed out.

**Response:**  
The FRU callouts are calculated at the time of the failure. See the error log for the actual replacement strategy.

---

**BC213512**

**Explanation:**  
NVDIMM encountered error setting the energy source policy.

**Response:**  
The FRU callouts are calculated at the time of the failure. See the error log for the actual replacement strategy.

---

**BC213516**

**Explanation:**  
Encountered error performing internal operation on NVDIMM.

**Response:**  
The FRU callouts are calculated at the time of the failure. See the error log for the actual replacement strategy.

---

**BC213517**

**Explanation:**  
NVDIMM timed out.

**Response:**  
The FRU callouts are calculated at the time of the failure. See the error log for the actual replacement strategy.

---

**BC213518**

**Explanation:**  
NVDIMM encountered error arming save trigger.

**Response:**  
The FRU callouts are calculated at the time of the failure. See the error log for the actual replacement strategy.

---

**BC213519**

**Explanation:**  
NVDIMM error erasing data image.

**Response:**  
The FRU callouts are calculated at the time of the failure. See the error log for the actual replacement strategy.

---

**BC21351A**

**Explanation:**  
NVDIMM failed to restore data.

**Response:**

The FRU callouts are calculated at the time of the failure. See the error log for the actual replacement strategy.

---

**BC21351B**

**Explanation:**  
NVDIMM not ready.

**Response:**  
The FRU callouts are calculated at the time of the failure. See the error log for the actual replacement strategy.

---

**BC21351C**

**Explanation:**  
Internal firmware error.

**Response:**  
The FRU callouts are calculated at the time of the failure. See the error log for the actual replacement strategy.

---

**BC21351D**

**Explanation:**  
NVDIMM not updated.

**Response:**  
The FRU callouts are calculated at the time of the failure. See the error log for the actual replacement strategy.

---

**BC21351E**

**Explanation:**  
NVDIMM not updated.

**Response:**  
The FRU callouts are calculated at the time of the failure. See the error log for the actual replacement strategy.

---

**BC21351F**

**Explanation:**  
NVDIMM not updated.

**Response:**  
The FRU callouts are calculated at the time of the failure. See the error log for the actual replacement strategy.

---

**BC213520**

**Explanation:**  
NVDIMM not updated.

**Response:**  
The FRU callouts are calculated at the time of the failure. See the error log for the actual replacement strategy.

---

**BC213521**

**Explanation:**  
NVDIMM not updated.

**Response:**

The FRU callouts are calculated at the time of the failure. See the error log for the actual replacement strategy.

---

**BC213522****Explanation:**

NVDIMM not updated.

**Response:**

The FRU callouts are calculated at the time of the failure. See the error log for the actual replacement strategy.

---

**BC213523****Explanation:**

NVDIMM not updated.

**Response:**

The FRU callouts are calculated at the time of the failure. See the error log for the actual replacement strategy.

---

**BC213524****Explanation:**

NVDIMM not updated.

**Response:**

The FRU callouts are calculated at the time of the failure. See the error log for the actual replacement strategy.

---

**BC213525****Explanation:**

NVDIMM not updated.

**Response:**

The FRU callouts are calculated at the time of the failure. See the error log for the actual replacement strategy.

---

**BC213526****Explanation:**

NVDIMM not updated.

**Response:**

The FRU callouts are calculated at the time of the failure. See the error log for the actual replacement strategy.

---

**BC213527****Explanation:**

NVDIMM not updated.

**Response:**

The FRU callouts are calculated at the time of the failure. See the error log for the actual replacement strategy.

---

**BC213528****Explanation:**

NVDIMM update started.

**Response:**

The FRU callouts are calculated at the time of the failure. See the error log for the actual replacement strategy.

---

**BC213529****Explanation:**

NVDIMM was successfully updated.

**Response:**

The FRU callouts are calculated at the time of the failure. See the error log for the actual replacement strategy.

---

**BC21352A****Explanation:**

NVDIMM error generating encryption keys.

**Response:**

The FRU callouts are calculated at the time of the failure. See the error log for the actual replacement strategy.

---

**BC21352B****Explanation:**

NVDIMM error erasing data image.

**Response:**

The FRU callouts are calculated at the time of the failure. See the error log for the actual replacement strategy.

---

**BC21352C****Explanation:**

NVDIMM error during Catastrophic Save.

**Response:**

The FRU callouts are calculated at the time of the failure. See the error log for the actual replacement strategy.

---

**BC21352D****Explanation:**

NVDIMM failed module health status check.

**Response:**

The FRU callouts are calculated at the time of the failure. See the error log for the actual replacement strategy.

---

**BC21352E****Explanation:**

NVDIMM failed module health status check.

**Response:**

The FRU callouts are calculated at the time of the failure. See the error log for the actual replacement strategy.

---

**BC21352F**

**Explanation:**

NVDIMM failed module health status check.

**Response:**

The FRU callouts are calculated at the time of the failure. See the error log for the actual replacement strategy.

---

**BC21353E****Explanation:**

NVDIMM failed to enable event notificaitons.

**Response:**

The FRU callouts are calculated at the time of the failure. See the error log for the actual replacement strategy.

---

**BC21353F****Explanation:**

NVDIMM register error.

**Response:**

The FRU callouts are calculated at the time of the failure. See the error log for the actual replacement strategy.

---

**BC213540****Explanation:**

NVDIMM encryption error.

**Response:**

The FRU callouts are calculated at the time of the failure. See the error log for the actual replacement strategy.

---

**BC213541****Explanation:**

NVDIMM register error.

**Response:**

The FRU callouts are calculated at the time of the failure. See the error log for the actual replacement strategy.

---

**BC213542****Explanation:**

NVDIMM register error.

**Response:**

The FRU callouts are calculated at the time of the failure. See the error log for the actual replacement strategy.

---

**BC213543****Explanation:**

NVDIMM encryption error.

**Response:**

The FRU callouts are calculated at the time of the failure. See the error log for the actual replacement strategy.

---

**BC213544****Explanation:**

NVDIMM encryption error.

**Response:**

The FRU callouts are calculated at the time of the failure. See the error log for the actual replacement strategy.

---

**BC213545****Explanation:**

NVDIMM encryption error.

**Response:**

The FRU callouts are calculated at the time of the failure. See the error log for the actual replacement strategy.

---

**BC213546****Explanation:**

NVDIMM encryption error.

**Response:**

The FRU callouts are calculated at the time of the failure. See the error log for the actual replacement strategy.

---

**BC213548****Explanation:**

NVDIMM encryption error.

**Response:**

The FRU callouts are calculated at the time of the failure. See the error log for the actual replacement strategy.

---

**BC213549****Explanation:**

NVDIMM ES health check failed.

**Response:**

The FRU callouts are calculated at the time of the failure. See the error log for the actual replacement strategy.

---

**BC21354A****Explanation:**

NVDIMM ES health check failed.

**Response:**

The FRU callouts are calculated at the time of the failure. See the error log for the actual replacement strategy.

---

**BC21354B****Explanation:**

NVDIMM ES health check failed.

**Response:**

The FRU callouts are calculated at the time of the failure. See the error log for the actual replacement strategy.

---

**BC21354C****Explanation:**

NVDIMM ES health check failed.

**Response:**

The FRU callouts are calculated at the time of the failure. See the error log for the actual replacement strategy.

---

**BC21354D****Explanation:**

NVDIMM NVM health check failed.

**Response:**

The FRU callouts are calculated at the time of the failure. See the error log for the actual replacement strategy.

---

**BC21354E****Explanation:**

NVDIMM logging error.

**Response:**

The FRU callouts are calculated at the time of the failure. See the error log for the actual replacement strategy.

---

**BC21354F****Explanation:**

NVDIMM logging error.

**Response:**

The FRU callouts are calculated at the time of the failure. See the error log for the actual replacement strategy.

---

**BC213550****Explanation:**

NVDIMM incorrect firmware slot.

**Response:**

The FRU callouts are calculated at the time of the failure. See the error log for the actual replacement strategy.

---

**BC213551****Explanation:**

NVDIMM error during nvdimm erase.

**Response:**

The FRU callouts are calculated at the time of the failure. See the error log for the actual replacement strategy.

---

**BC213552****Explanation:**

NVDIMM failed the arm precheck and is unable to arm.

**Response:**

The FRU callouts are calculated at the time of the failure. See the error log for the actual replacement strategy.

---

**BC213553****Explanation:**

NVDIMM failed to ARM.

**Response:**

The FRU callouts are calculated at the time of the failure. See the error log for the actual replacement strategy.

---

**BC213554****Explanation:**

NVDIMM requires an arm retry.

**Response:**

The FRU callouts are calculated at the time of the failure. See the error log for the actual replacement strategy.

---

**BC213555****Explanation:**

NVDIMM not updated.

**Response:**

The FRU callouts are calculated at the time of the failure. See the error log for the actual replacement strategy.

---

**BC213556****Explanation:**

NVDIMM not running latest firmware level.

**Response:**

The FRU callouts are calculated at the time of the failure. See the error log for the actual replacement strategy.

---

**BC213557****Explanation:**

NVDIMM erase error.

**Response:**

The FRU callouts are calculated at the time of the failure. See the error log for the actual replacement strategy.

---

**BC213558****Explanation:**

NVDIMM erase error.

**Response:**

The FRU callouts are calculated at the time of the failure. See the error log for the actual replacement strategy.

---

**BC213601****Explanation:**



A problem occurred during the IPL of the system:  
Invalid data length for a SCOM operation.

**Response:**

The FRU callouts are calculated at the time of the failure. See the error log for the actual replacement strategy.

---

**BC213602**

**Explanation:**

A problem occurred during the IPL of the system:  
Invalid target type for a SCOM operation.

**Response:**

The FRU callouts are calculated at the time of the failure. See the error log for the actual replacement strategy.

---

**BC213603**

**Explanation:**

A problem occurred during the IPL of the system:  
Invalid operation type for a SCOM operation.

**Response:**

The FRU callouts are calculated at the time of the failure. See the error log for the actual replacement strategy.

---

**BC213604**

**Explanation:**

A problem occurred during the IPL of the system:  
Invalid address for a SCOM operation.

**Response:**

The FRU callouts are calculated at the time of the failure. See the error log for the actual replacement strategy.

---

**BC213701**

**Explanation:**

Unexpected memory subsystem firmware error.

**Response:**

The FRU callouts are calculated at the time of the failure. See the error log for the actual replacement strategy.

---

**BC213702**

**Explanation:**

Unexpected memory subsystem firmware error.

**Response:**

The FRU callouts are calculated at the time of the failure. See the error log for the actual replacement strategy.

---

**BC213703**

**Explanation:**

Unexpected memory subsystem firmware error.

**Response:**

The FRU callouts are calculated at the time of the failure. See the error log for the actual replacement strategy.

---

**BC213704**

**Explanation:**

Unexpected memory subsystem firmware error.

**Response:**

The FRU callouts are calculated at the time of the failure. See the error log for the actual replacement strategy.

---

**BC213705**

**Explanation:**

Unexpected memory subsystem firmware error.

**Response:**

The FRU callouts are calculated at the time of the failure. See the error log for the actual replacement strategy.

---

**BC213706**

**Explanation:**

Unexpected memory subsystem firmware error.

**Response:**

The FRU callouts are calculated at the time of the failure. See the error log for the actual replacement strategy.

---

**BC213707**

**Explanation:**

Unexpected memory subsystem firmware error.

**Response:**

The FRU callouts are calculated at the time of the failure. See the error log for the actual replacement strategy.

---

**BC213708**

**Explanation:**

Unexpected memory subsystem firmware error.

**Response:**

The FRU callouts are calculated at the time of the failure. See the error log for the actual replacement strategy.

---

**BC213709**

**Explanation:**

Unexpected memory subsystem firmware error.

**Response:**

The FRU callouts are calculated at the time of the failure. See the error log for the actual replacement strategy.

---

**BC21370A**

**Explanation:**

Unexpected memory subsystem firmware error.

**Response:**

The FRU callouts are calculated at the time of the failure. See the error log for the actual replacement strategy.

---

**BC213901****Explanation:**

Error occurred during system boot.

**Response:**

The FRU callouts are calculated at the time of the failure. See the error log for the actual replacement strategy.

---

**BC213902****Explanation:**

Error occurred during system boot.

**Response:**

The FRU callouts are calculated at the time of the failure. See the error log for the actual replacement strategy.

---

**BC214101****Explanation:**

A problem occurred during the IPL of the system: Internal Firmware Error.

**Response:**

The FRU callouts are calculated at the time of the failure. See the error log for the actual replacement strategy.

---

**BC214102****Explanation:**

A problem occurred during the IPL of the system: Internal Firmware Error.

**Response:**

The FRU callouts are calculated at the time of the failure. See the error log for the actual replacement strategy.

---

**BC214103****Explanation:**

Unexpected IPL firmware data format error.

**Response:**

The FRU callouts are calculated at the time of the failure. See the error log for the actual replacement strategy.

---

**BC214104****Explanation:**

Unexpected IPL firmware data format error.

**Response:**

The FRU callouts are calculated at the time of the failure. See the error log for the actual replacement strategy.

---

**BC214105****Explanation:**

Unexpected IPL firmware data format error.

**Response:**

The FRU callouts are calculated at the time of the failure. See the error log for the actual replacement strategy.

---

**BC214106****Explanation:**

Unsupported device found during firmware IPL.

**Response:**

The FRU callouts are calculated at the time of the failure. See the error log for the actual replacement strategy.

---

**BC214107****Explanation:**

Unexpected boot firmware data format error.

**Response:**

The FRU callouts are calculated at the time of the failure. See the error log for the actual replacement strategy.

---

**BC214108****Explanation:**

Unexpected IPL firmware data format error.

**Response:**

The FRU callouts are calculated at the time of the failure. See the error log for the actual replacement strategy.

---

**BC214109****Explanation:**

Unexpected IPL firmware data format error.

**Response:**

The FRU callouts are calculated at the time of the failure. See the error log for the actual replacement strategy.

---

**BC21410A****Explanation:**

PCIE hotplug controller flash update failure.

**Response:**

The FRU callouts are calculated at the time of the failure. See the error log for the actual replacement strategy.

---

**BC21410B****Explanation:**

PCIE hotplug controller flash update failure.

**Response:**

The FRU callouts are calculated at the time of the failure. See the error log for the actual replacement strategy.

---

**BC21410C****Explanation:**

A problem occurred during the IPL of the system: Internal Firmware Error.

**Response:**

The FRU callouts are calculated at the time of the failure. See the error log for the actual replacement strategy.

---

**BC21410D****Explanation:**

Unexpected IPL firmware data format error.

**Response:**

The FRU callouts are calculated at the time of the failure. See the error log for the actual replacement strategy.

---

**BC21430C****Explanation:**

A problem occurred during IPL of the system.

**Response:**

The FRU callouts are calculated at the time of the failure. See the error log for the actual replacement strategy.

---

**BC21430D****Explanation:**

A problem occurred during IPL of the system.

**Response:**

The FRU callouts are calculated at the time of the failure. See the error log for the actual replacement strategy.

---

**BC21430E****Explanation:**

A problem occurred during IPL of the system.

**Response:**

The FRU callouts are calculated at the time of the failure. See the error log for the actual replacement strategy.

---

**BC21430F****Explanation:**

A problem occurred during IPL of the system.

**Response:**

The FRU callouts are calculated at the time of the failure. See the error log for the actual replacement strategy.

---

**BC2143FB****Explanation:**

Informational log associated with DIMM updates.

**Response:**

The FRU callouts are calculated at the time of the failure. See the error log for the actual replacement strategy.

---

**BC2143FC****Explanation:**

Informational log associated with DIMM updates.

**Response:**

The FRU callouts are calculated at the time of the failure. See the error log for the actual replacement strategy.

---

**BC2143FD****Explanation:**

Informational log associated with DIMM updates.

**Response:**

The FRU callouts are calculated at the time of the failure. See the error log for the actual replacement strategy.

---

**BC2143FE****Explanation:**

Informational log associated with DIMM updates.

**Response:**

The FRU callouts are calculated at the time of the failure. See the error log for the actual replacement strategy.

---

**BC214601****Explanation:**

A problem occurred during the IPL of the system.

**Response:**

The FRU callouts are calculated at the time of the failure. See the error log for the actual replacement strategy.

---

**BC214705****Explanation:**

A problem occurred during the IPL of the system.

**Response:**

The FRU callouts are calculated at the time of the failure. See the error log for the actual replacement strategy.

---

**BC214708****Explanation:**

A problem occurred during the IPL of the system.

**Response:**

The FRU callouts are calculated at the time of the failure. See the error log for the actual replacement strategy.

---

**BC219001**

**Explanation:**

Firmware encountered an internal error while retrieving target data.

**Response:**

The FRU callouts are calculated at the time of the failure. See the error log for the actual replacement strategy.

---

**BC219002****Explanation:**

Firmware encountered an internal error while retrieving target data.

**Response:**

The FRU callouts are calculated at the time of the failure. See the error log for the actual replacement strategy.

---

**BC219003****Explanation:**

Firmware encountered an internal error while retrieving attribute data.

**Response:**

The FRU callouts are calculated at the time of the failure. See the error log for the actual replacement strategy.

---

**BC219004****Explanation:**

Firmware encountered an internal error while retrieving attribute data.

**Response:**

The FRU callouts are calculated at the time of the failure. See the error log for the actual replacement strategy.

---

**BC219005****Explanation:**

Firmware encountered an internal error.

**Response:**

The FRU callouts are calculated at the time of the failure. See the error log for the actual replacement strategy.

---

**BC219006****Explanation:**

Firmware encountered an internal error while retrieving target data.

**Response:**

The FRU callouts are calculated at the time of the failure. See the error log for the actual replacement strategy.

---

**BC21900A****Explanation:**

Firmware encountered an internal error.

**Response:**

The FRU callouts are calculated at the time of the failure. See the error log for the actual replacement strategy.

---

**BC21900B****Explanation:**

Firmware encountered an internal error.

**Response:**

The FRU callouts are calculated at the time of the failure. See the error log for the actual replacement strategy.

---

**BC21900D****Explanation:**

Firmware encountered an internal error.

**Response:**

The FRU callouts are calculated at the time of the failure. See the error log for the actual replacement strategy.

---

**BC21900E****Explanation:**

Firmware encountered an internal error.

**Response:**

The FRU callouts are calculated at the time of the failure. See the error log for the actual replacement strategy.

---

**BC21900F****Explanation:**

Firmware encountered an internal error.

**Response:**

The FRU callouts are calculated at the time of the failure. See the error log for the actual replacement strategy.

---

**BC219010****Explanation:**

Firmware encountered an internal error.

**Response:**

The FRU callouts are calculated at the time of the failure. See the error log for the actual replacement strategy.

---

**BC219011****Explanation:**

During processor/memory subsystem initialization, an error was encountered: Failed trying to add another entry to a mainstore area address range array.

**Response:**

The FRU callouts are calculated at the time of the failure. See the error log for the actual replacement strategy.

---

**BC219012****Explanation:**

During processor/memory subsystem initialization, an error was encountered: Attempted to add a RAM FRU for an invalid mainstore area.

**Response:**

The FRU callouts are calculated at the time of the failure. See the error log for the actual replacement strategy.

---

**BC219014****Explanation:**

Firmware encountered an internal error while retrieving target handle.

**Response:**

The FRU callouts are calculated at the time of the failure. See the error log for the actual replacement strategy.

---

**BC219015****Explanation:**

Firmware encountered an internal error.

**Response:**

The FRU callouts are calculated at the time of the failure. See the error log for the actual replacement strategy.

---

**BC219016****Explanation:**

Firmware encountered an internal error.

**Response:**

The FRU callouts are calculated at the time of the failure. See the error log for the actual replacement strategy.

---

**BC219017****Explanation:**

Firmware encountered an internal error.

**Response:**

The FRU callouts are calculated at the time of the failure. See the error log for the actual replacement strategy.

---

**BC219018****Explanation:**

Firmware encountered an internal error.

**Response:**

The FRU callouts are calculated at the time of the failure. See the error log for the actual replacement strategy.

---

**BC219019****Explanation:**

Firmware encountered an internal error.

**Response:**

The FRU callouts are calculated at the time of the failure. See the error log for the actual replacement strategy.

---

**BC21901A****Explanation:**

Firmware encountered an internal error.

**Response:**

The FRU callouts are calculated at the time of the failure. See the error log for the actual replacement strategy.

---

**BC21901B****Explanation:**

Firmware encountered an internal error.

**Response:**

The FRU callouts are calculated at the time of the failure. See the error log for the actual replacement strategy.

---

**BC21901C****Explanation:**

Firmware encountered an internal error.

**Response:**

The FRU callouts are calculated at the time of the failure. See the error log for the actual replacement strategy.

---

**BC21901E****Explanation:**

Firmware encountered an internal error while getting obus brick ID.

**Response:**

The FRU callouts are calculated at the time of the failure. See the error log for the actual replacement strategy.

---

**BC21901F****Explanation:**

Firmware encountered an internal error while getting obus frequency bucket.

**Response:**

The FRU callouts are calculated at the time of the failure. See the error log for the actual replacement strategy.

---

**BC219020****Explanation:**

Firmware encountered an internal error while finding proc model and ec.

**Response:**

The FRU callouts are calculated at the time of the failure. See the error log for the actual replacement strategy.

---

**BC219021****Explanation:**

Firmware encountered an internal error while retrieving obus pll frequency values.

**Response:**

The FRU callouts are calculated at the time of the failure. See the error log for the actual replacement strategy.

---

**BC21E504****Explanation:**

During processor/memory subsystem initialization, an error was encountered: CEC hardware failure detected.

**Response:**

The FRU callouts are calculated at the time of the failure. See the error log for the actual replacement strategy.

---

**BC21E540****Explanation:**

During processor/memory subsystem initialization, an error was encountered: CEC hardware failure detected. Cause is most likely hardware, but there are other callouts including Software or Next Level Support.

**Response:**

The FRU callouts are calculated at the time of the failure. See the error log for the actual replacement strategy.

---

**BC21E550****Explanation:**

During processor/memory subsystem initialization, an error was encountered: CEC hardware failure detected. Cause is most likely Software, but there are also Hardware callouts.

**Response:**

The FRU callouts are calculated at the time of the failure. See the error log for the actual replacement strategy.

---

**BC21E560****Explanation:**

During processor/memory subsystem initialization, an error was encountered: CEC hardware failure detected. Cause is most likely Software.

**Response:**

The FRU callouts are calculated at the time of the failure. See the error log for the actual replacement strategy.

---

**BC21E570****Explanation:**

During processor/memory subsystem initialization, an error was encountered: An errorlog containing extra FFDC collected by the HWP.

**Response:**

The FRU callouts are calculated at the time of the failure. See the error log for the actual replacement strategy.

---

**BC21E580****Explanation:**

Chip diagnosis did not find any chip with an attention.

**Response:**

The FRU callouts are calculated at the time of the failure. See the error log for the actual replacement strategy.

---

**BC21E582****Explanation:**

During processor/memory subsystem initialization, an error was encountered: Invalid configuration in CS FIR Data handling.

**Response:**

The FRU callouts are calculated at the time of the failure. See the error log for the actual replacement strategy.

---

**BC21E583****Explanation:**

During processor/memory subsystem initialization, an error was encountered: NULL system target.

**Response:**

The FRU callouts are calculated at the time of the failure. See the error log for the actual replacement strategy.

---

**BC220102****Explanation:**

During processor/memory subsystem initialization, an error was encountered.

**Response:**

The FRU callouts are calculated at the time of the failure. Examine the error log for the actual replacement strategy.

---

**BC220103****Explanation:**

During processor/memory subsystem initialization, an error was encountered.

**Response:**

The FRU callouts are calculated at the time of the failure. Examine the error log for the actual replacement strategy.

---

**BC220104****Explanation:**

During processor/memory subsystem initialization, an error was encountered.

**Response:**

The FRU callouts are calculated at the time of the failure. Examine the error log for the actual replacement strategy.

---

**BC220105**

**Explanation:**

During processor/memory subsystem initialization, an error was encountered.

**Response:**

The FRU callouts are calculated at the time of the failure. Examine the error log for the actual replacement strategy.

---

**BC220107**

**Explanation:**

During processor/memory subsystem initialization, an error was encountered.

**Response:**

The FRU callouts are calculated at the time of the failure. Examine the error log for the actual replacement strategy.

---

**BC220202**

**Explanation:**

During processor/memory subsystem initialization, an error was encountered: A device driver operation was attempted for which no driver has been registered.

**Response:**

The FRU callouts are calculated at the time of the failure. See the error log for the actual replacement strategy.

---

**BC220203**

**Explanation:**

During processor/memory subsystem initialization, an error was encountered: A device driver operation on a NULL target.

**Response:**

The FRU callouts are calculated at the time of the failure. See the error log for the actual replacement strategy.

---

**BC220204**

**Explanation:**

During processor/memory subsystem initialization, an error was encountered: A double registration was attempted with the routing framework.

**Response:**

The FRU callouts are calculated at the time of the failure. See the error log for the actual replacement strategy.

---

**BC220301**

**Explanation:**

During processor/memory subsystem initialization, an error was encountered: The provided address is over 32 bits long which makes it invalid.

**Response:**

The FRU callouts are calculated at the time of the failure. See the error log for the actual replacement strategy.

---

**BC220302**

**Explanation:**

During processor/memory subsystem initialization, an error was encountered.

**Response:**

The FRU callouts are calculated at the time of the failure. Examine the error log for the actual replacement strategy.

---

**BC220303**

**Explanation:**

During processor/memory subsystem initialization, an error was encountered.

**Response:**

The FRU callouts are calculated at the time of the failure. Examine the error log for the actual replacement strategy.

---

**BC220305**

**Explanation:**

During processor/memory subsystem initialization, an error was encountered: Indirect SCOM Read error.

**Response:**

The FRU callouts are calculated at the time of the failure. See the error log for the actual replacement strategy.

---

**BC220306**

**Explanation:**

During processor/memory subsystem initialization, an error was encountered: Indirect SCOM complete bit did not come on.

**Response:**

The FRU callouts are calculated at the time of the failure. See the error log for the actual replacement strategy.

---

**BC220307**

**Explanation:**

During processor/memory subsystem initialization, an error was encountered: Indirect SCOM Write failed for this address.

**Response:**

The FRU callouts are calculated at the time of the failure. See the error log for the actual replacement strategy.

---

**BC220308****Explanation:**

During processor/memory subsystem initialization, an error was encountered: Indirect SCOM complete bit did not come on.

**Response:**

The FRU callouts are calculated at the time of the failure. See the error log for the actual replacement strategy.

---

**BC220309****Explanation:**

During processor/memory subsystem initialization, an error was encountered: Scom Translate not supported for this type.

**Response:**

The FRU callouts are calculated at the time of the failure. See the error log for the actual replacement strategy.

---

**BC22030A****Explanation:**

During processor/memory subsystem initialization, an error was encountered: Scom Translation did not modify the address.

**Response:**

The FRU callouts are calculated at the time of the failure. See the error log for the actual replacement strategy.

---

**BC22030C****Explanation:**

Firmware error during system IPL.

**Response:**

The FRU callouts are calculated at the time of the failure. See the error log for the actual replacement strategy.

---

**BC22030D****Explanation:**

Firmware error during system IPL.

**Response:**

The FRU callouts are calculated at the time of the failure. See the error log for the actual replacement strategy.

---

**BC22030E****Explanation:**

A problem occurred during the IPL of the system.

**Response:**

The FRU callouts are calculated at the time of the failure. See the error log for the actual replacement strategy.

---

**BC22030F****Explanation:**

During processor/memory subsystem initialization, an error was encountered: Bits 0:11 in user supplied data is not zero.

**Response:**

The FRU callouts are calculated at the time of the failure. See the error log for the actual replacement strategy.

---

**BC220310****Explanation:**

During processor/memory subsystem initialization, an error was encountered: No read op on form 1 indirect scom.

**Response:**

The FRU callouts are calculated at the time of the failure. See the error log for the actual replacement strategy.

---

**BC220311****Explanation:**

During processor/memory subsystem initialization, an error was encountered: Hypervisor wakeup failed.

**Response:**

The FRU callouts are calculated at the time of the failure. See the error log for the actual replacement strategy.

---

**BC220312****Explanation:**

During processor/memory subsystem initialization, an error was encountered: SCOM runtime interface not linked.

**Response:**

The FRU callouts are calculated at the time of the failure. See the error log for the actual replacement strategy.

---

**BC220313****Explanation:**

During processor/memory subsystem initialization, an error was encountered: Disabling special wakeup when not enabled.

**Response:**

The FRU callouts are calculated at the time of the failure. See the error log for the actual replacement strategy.

---

**BC220314****Explanation:**



During processor/memory subsystem initialization, an error was encountered: Scm Translate not supported for this type.

**Response:**

The FRU callouts are calculated at the time of the failure. See the error log for the actual replacement strategy.

---

**BC220315**

**Explanation:**

During processor/memory subsystem initialization, an error was encountered: Error from Hypervisor attempting SCOM.

**Response:**

The FRU callouts are calculated at the time of the failure. See the error log for the actual replacement strategy.

---

**BC220316**

**Explanation:**

During processor/memory subsystem initialization, an error was encountered: Buffer size is less than allowed or NULL data buffer.

**Response:**

The FRU callouts are calculated at the time of the failure. See the error log for the actual replacement strategy.

---

**BC220317**

**Explanation:**

During processor/memory subsystem initialization, an error was encountered: Scm invalid operation type.

**Response:**

The FRU callouts are calculated at the time of the failure. See the error log for the actual replacement strategy.

---

**BC220318**

**Explanation:**

Secure Boot failure.

**Response:**

The FRU callouts are calculated at the time of the failure. See the error log for the actual replacement strategy.

---

**BC220319**

**Explanation:**

Secure Boot failure.

**Response:**

The FRU callouts are calculated at the time of the failure. See the error log for the actual replacement strategy.

---

**BC22031A**

**Explanation:**

Secure Boot failure.

**Response:**

The FRU callouts are calculated at the time of the failure. See the error log for the actual replacement strategy.

---

**BC22031B**

**Explanation:**

Secure Boot failure.

**Response:**

The FRU callouts are calculated at the time of the failure. See the error log for the actual replacement strategy.

---

**BC22031C**

**Explanation:**

Secure Boot failure.

**Response:**

The FRU callouts are calculated at the time of the failure. See the error log for the actual replacement strategy.

---

**BC22031D**

**Explanation:**

During processor/memory subsystem initialization, an error was encountered: Invalid mode parm for wakeup operation.

**Response:**

The FRU callouts are calculated at the time of the failure. See the error log for the actual replacement strategy.

---

**BC22031E**

**Explanation:**

During processor/memory subsystem initialization, an error was encountered: Unexpectedly forcing wakeup off when the counter is non-zero, implies a bug in the code flow.

**Response:**

The FRU callouts are calculated at the time of the failure. See the error log for the actual replacement strategy.

---

**BC22031F**

**Explanation:**

During processor/memory subsystem initialization, an error was encountered: Unsupported multicast op.

**Response:**

The FRU callouts are calculated at the time of the failure. See the error log for the actual replacement strategy.

---

**BC220401**

**Explanation:**

During processor/memory subsystem initialization, an error was encountered: XSCOM access error.

**Response:**

The FRU callouts are calculated at the time of the failure. See the error log for the actual replacement strategy.

---

**BC220402**

**Explanation:**

During processor/memory subsystem initialization, an error was encountered.

**Response:**

The FRU callouts are calculated at the time of the failure. Examine the error log for the actual replacement strategy.

---

**BC220403**

**Explanation:**

During processor/memory subsystem initialization, an error was encountered.

**Response:**

The FRU callouts are calculated at the time of the failure. Examine the error log for the actual replacement strategy.

---

**BC220404**

**Explanation:**

During processor/memory subsystem initialization, an error was encountered.

**Response:**

The FRU callouts are calculated at the time of the failure. Examine the error log for the actual replacement strategy.

---

**BC220405**

**Explanation:**

A problem occurred during the IPL of the system.

**Response:**

The FRU callouts are calculated at the time of the failure. See the error log for the actual replacement strategy.

---

**BC220406**

**Explanation:**

During processor/memory subsystem initialization, an error was encountered.

**Response:**

The FRU callouts are calculated at the time of the failure. Examine the error log for the actual replacement strategy.

---

**BC220407**

**Explanation:**

During processor/memory subsystem initialization, an error was encountered.

**Response:**

The FRU callouts are calculated at the time of the failure. Examine the error log for the actual replacement strategy.

---

**BC220501**

**Explanation:**

During processor/memory subsystem initialization, an error was encountered: Initialization Service failed to start a task.

**Response:**

The FRU callouts are calculated at the time of the failure. See the error log for the actual replacement strategy.

---

**BC220502**

**Explanation:**

During processor/memory subsystem initialization, an error was encountered: Initialization Service attempted to start a function within a module but the function failed to launch.

**Response:**

The FRU callouts are calculated at the time of the failure. See the error log for the actual replacement strategy.

---

**BC220503**

**Explanation:**

During processor/memory subsystem initialization, an error was encountered: One or more CxxTest Unit Tests failed.

**Response:**

The FRU callouts are calculated at the time of the failure. See the error log for the actual replacement strategy.

---

**BC220504**

**Explanation:**

During processor/memory subsystem initialization, an error was encountered: Could not FLUSH virtual memory.

**Response:**

The FRU callouts are calculated at the time of the failure. See the error log for the actual replacement strategy.

---

**BC220505**

**Explanation:**

During processor/memory subsystem initialization, an error was encountered: Initialization Service launched a task and the task returned an error.

**Response:**

The FRU callouts are calculated at the time of the failure. See the error log for the actual replacement strategy.

---

**BC220506****Explanation:**

During processor/memory subsystem initialization, an error was encountered: Initialization Service launched a function and the task returned an error.

**Response:**

The FRU callouts are calculated at the time of the failure. See the error log for the actual replacement strategy.

---

**BC220507****Explanation:**

During processor/memory subsystem initialization, an error was encountered: Initialization Service failed to load a module needed to load a function or task. UserDetails will contain the name of the function or task.

**Response:**

The FRU callouts are calculated at the time of the failure. See the error log for the actual replacement strategy.

---

**BC220508****Explanation:**

During processor/memory subsystem initialization, an error was encountered: Request to send Istep Complete msg to Fsp, but no outstanding message from service processor found.

**Response:**

The FRU callouts are calculated at the time of the failure. See the error log for the actual replacement strategy.

---

**BC220509****Explanation:**

During processor/memory subsystem initialization, an error was encountered: IStep failed and HW deconfigured. Looped back to an earlier istep (Reconfigure loop).

**Response:**

The FRU callouts are calculated at the time of the failure. See the error log for the actual replacement strategy.

---

**BC22050A****Explanation:**

A hardware error occurred during the IPL. See previous logs for details.

**Response:**

The FRU callouts are calculated at the time of the failure. See the error log for the actual replacement strategy.

---

**BC22050B****Explanation:**

During processor/memory subsystem initialization, an error was encountered: Received shutdown request from service processor.

**Response:**

The FRU callouts are calculated at the time of the failure. See the error log for the actual replacement strategy.

---

**BC22050C****Explanation:**

A problem occurred during the IPL of the system.

**Response:**

The FRU callouts are calculated at the time of the failure. See the error log for the actual replacement strategy.

---

**BC22050D****Explanation:**

During processor/memory subsystem initialization, an error was encountered: Istep messaged received by non-master node.

**Response:**

The FRU callouts are calculated at the time of the failure. See the error log for the actual replacement strategy.

---

**BC22050F****Explanation:**

A reconfigure loop is being induced for testing purposes.

**Response:**

The FRU callouts are calculated at the time of the failure. See the error log for the actual replacement strategy.

---

**BC220510****Explanation:**

During processor/memory subsystem initialization, an error was encountered: Received shutdown request due to deconfigure outside of reconfig loop.

**Response:**

The FRU callouts are calculated at the time of the failure. See the error log for the actual replacement strategy.

---

**BC220511****Explanation:**

An internal firmware error occurred.

**Response:**

The FRU callouts are calculated at the time of the failure. See the error log for the actual replacement strategy.

---

**BC220512**

**Explanation:**

Node is no longer accepting istep requests.

**Response:**

The FRU callouts are calculated at the time of the failure. See the error log for the actual replacement strategy.

---

**BC220516****Explanation:**

Firmware error during boot.

**Response:**

The FRU callouts are calculated at the time of the failure. See the error log for the actual replacement strategy.

---

**BC220601****Explanation:**

A problem occurred while accessing the boot flash.

**Response:**

The FRU callouts are calculated at the time of the failure. See the error log for the actual replacement strategy.

---

**BC220602****Explanation:**

A problem occurred while accessing the boot flash.

**Response:**

The FRU callouts are calculated at the time of the failure. See the error log for the actual replacement strategy.

---

**BC220603****Explanation:**

During processor/memory subsystem initialization, an error was encountered: invalid section passed to flush.

**Response:**

The FRU callouts are calculated at the time of the failure. See the error log for the actual replacement strategy.

---

**BC220604****Explanation:**

A problem occurred while initializing secure PNOR.

**Response:**

The FRU callouts are calculated at the time of the failure. See the error log for the actual replacement strategy.

---

**BC220605****Explanation:**

Processor NOR flash: A problem occurred while accessing the boot flash.

**Response:**

The FRU callouts are calculated at the time of the failure. See the error log for the actual replacement strategy.

---

**BC220606****Explanation:**

A problem occurred while accessing the boot flash.

**Response:**

The FRU callouts are calculated at the time of the failure. See the error log for the actual replacement strategy.

---

**BC220607****Explanation:**

During processor/memory subsystem initialization, an error was encountered: Unsupported Reset Level requested.

**Response:**

The FRU callouts are calculated at the time of the failure. See the error log for the actual replacement strategy.

---

**BC220608****Explanation:**

LPC bus error communicating with the BMC.

**Response:**

The FRU callouts are calculated at the time of the failure. See the error log for the actual replacement strategy.

---

**BC220609****Explanation:**

A problem occurred while accessing the boot flash.

**Response:**

The FRU callouts are calculated at the time of the failure. See the error log for the actual replacement strategy.

---

**BC22060B****Explanation:**

Hardware error accessing flash during IPL.

**Response:**

The FRU callouts are calculated at the time of the failure. See the error log for the actual replacement strategy.

---

**BC22060C****Explanation:**

Fail verifying Flash File System (FFS) Header on Master Candidate Processor NOR flash Table of Contents

**Response:**

The FRU callouts are calculated at the time of the failure. See the error log for the actual replacement strategy.

---

**BC220610****Explanation:**

A problem occurred while accessing the boot flash.

**Response:**

The FRU callouts are calculated at the time of the failure. See the error log for the actual replacement strategy.

---

**BC220612****Explanation:**

Hardware error accessing flash during IPL.

**Response:**

The FRU callouts are calculated at the time of the failure. See the error log for the actual replacement strategy.

---

**BC220614****Explanation:**

Firmware error accessing flash during IPL.

**Response:**

The FRU callouts are calculated at the time of the failure. See the error log for the actual replacement strategy.

---

**BC220615****Explanation:**

BMC not responding while accessing the flash.

**Response:**

The FRU callouts are calculated at the time of the failure. See the error log for the actual replacement strategy.

---

**BC220616****Explanation:**

Error accessing system firmware flash.

**Response:**

The FRU callouts are calculated at the time of the failure. See the error log for the actual replacement strategy.

---

**BC220617****Explanation:**

Error accessing system firmware flash.

**Response:**

The FRU callouts are calculated at the time of the failure. See the error log for the actual replacement strategy.

---

**BC220619****Explanation:**

A problem occurred while reading Processor NOR flash partition table.

**Response:**

The FRU callouts are calculated at the time of the failure. See the error log for the actual replacement strategy.

---

**BC22061B****Explanation:**

During processor/memory subsystem initialization, an error was encountered: invalid section passed to getSectionInfo or section prohibited by secureboot.

**Response:**

The FRU callouts are calculated at the time of the failure. See the error log for the actual replacement strategy.

---

**BC22061C****Explanation:**

During processor/memory subsystem initialization, an error was encountered: UNCORRECTABLE ECC.

**Response:**

The FRU callouts are calculated at the time of the failure. See the error log for the actual replacement strategy.

---

**BC22061D****Explanation:**

During processor/memory subsystem initialization, an error was encountered: section size is zero.

**Response:**

The FRU callouts are calculated at the time of the failure. See the error log for the actual replacement strategy.

---

**BC22061E****Explanation:**

Failed to remove pages.

**Response:**

The FRU callouts are calculated at the time of the failure. See the error log for the actual replacement strategy.

---

**BC22061F****Explanation:**

Error accessing system firmware flash.

**Response:**

The FRU callouts are calculated at the time of the failure. See the error log for the actual replacement strategy.

---

**BC220620****Explanation:**

Error accessing system firmware flash.

**Response:**

The FRU callouts are calculated at the time of the failure. See the error log for the actual replacement strategy.

---

**BC220621****Explanation:**

During processor/memory subsystem initialization, an error was encountered: Non ECC protected section is passed to fixECC.

**Response:**

The FRU callouts are calculated at the time of the failure. See the error log for the actual replacement strategy.

---

**BC220622****Explanation:**

A problem occurred while reading Processor NOR flash partition table.

**Response:**

The FRU callouts are calculated at the time of the failure. See the error log for the actual replacement strategy.

---

**BC220623****Explanation:**

A problem occurred while reading Processor NOR flash partition table.

**Response:**

The FRU callouts are calculated at the time of the failure. See the error log for the actual replacement strategy.

---

**BC220627****Explanation:**

A problem occurred while accessing the boot flash.

**Response:**

The FRU callouts are calculated at the time of the failure. See the error log for the actual replacement strategy.

---

**BC220629****Explanation:**

No valid Table of Contents (TOC) found for Processor NOR flash.

**Response:**

The FRU callouts are calculated at the time of the failure. See the error log for the actual replacement strategy.

---

**BC22062A****Explanation:**

Error accessing system firmware flash.

**Response:**

The FRU callouts are calculated at the time of the failure. See the error log for the actual replacement strategy.

---

**BC22062B****Explanation:**

A problem occurred while reading Processor NOR flash partition table.

**Response:**

The FRU callouts are calculated at the time of the failure. See the error log for the actual replacement strategy.

---

**BC22062C****Explanation:**

A problem occurred while reading Processor NOR flash partition table.

**Response:**

The FRU callouts are calculated at the time of the failure. See the error log for the actual replacement strategy.

---

**BC22062D****Explanation:**

A problem occurred while reading Processor NOR flash partition table.

**Response:**

The FRU callouts are calculated at the time of the failure. See the error log for the actual replacement strategy.

---

**BC22062F****Explanation:**

Firmware level mismatch.

**Response:**

The FRU callouts are calculated at the time of the failure. See the error log for the actual replacement strategy.

---

**BC220630****Explanation:**

Secureboot key transition failure.

**Response:**

The FRU callouts are calculated at the time of the failure. See the error log for the actual replacement strategy.

---

**BC220631****Explanation:**

Firmware Error.

**Response:**

The FRU callouts are calculated at the time of the failure. See the error log for the actual replacement strategy.

---

**BC220632****Explanation:**

BMC not responding while accessing the flash.

**Response:**

The FRU callouts are calculated at the time of the failure. See the error log for the actual replacement strategy.

---

**BC220633****Explanation:**

BMC not responding while accessing the flash.

**Response:**

The FRU callouts are calculated at the time of the failure. See the error log for the actual replacement strategy.

---

**BC220634****Explanation:**

Security failure: unable to securely load requested firmware.

**Response:**

The FRU callouts are calculated at the time of the failure. See the error log for the actual replacement strategy.

---

**BC220635****Explanation:**

A problem occurred within the security subsystem.

**Response:**

The FRU callouts are calculated at the time of the failure. See the error log for the actual replacement strategy.

---

**BC220636****Explanation:**

A problem occurred within the security subsystem.

**Response:**

The FRU callouts are calculated at the time of the failure. See the error log for the actual replacement strategy.

---

**BC220637****Explanation:**

A problem occurred within the security subsystem.

**Response:**

The FRU callouts are calculated at the time of the failure. See the error log for the actual replacement strategy.

---

**BC220638****Explanation:**

Failure in security subsystem.

**Response:**

The FRU callouts are calculated at the time of the failure. See the error log for the actual replacement strategy.

---

**BC220639****Explanation:**

Platform Security Error.

**Response:**

The FRU callouts are calculated at the time of the failure. See the error log for the actual replacement strategy.

---

**BC22063A****Explanation:**

Failure in security subsystem.

**Response:**

The FRU callouts are calculated at the time of the failure. See the error log for the actual replacement strategy.

---

**BC22063B****Explanation:**

Failure in security subsystem.

**Response:**

The FRU callouts are calculated at the time of the failure. See the error log for the actual replacement strategy.

---

**BC22063C****Explanation:**

Failure in security subsystem.

**Response:**

The FRU callouts are calculated at the time of the failure. See the error log for the actual replacement strategy.

---

**BC22063D****Explanation:**

A problem occurred while reading Processor NOR flash partition table.

**Response:**

The FRU callouts are calculated at the time of the failure. See the error log for the actual replacement strategy.

---

**BC220702****Explanation:**

A problem occurred during the IPL of the system.

**Response:**

The FRU callouts are calculated at the time of the failure. See the error log for the actual replacement strategy.

---

**BC220703****Explanation:**

During processor/memory subsystem initialization, an error was encountered: Timed out waiting for data in FIFO to read.

**Response:**

The FRU callouts are calculated at the time of the failure. See the error log for the actual replacement strategy.

---

**BC220705****Explanation:**

During processor/memory subsystem initialization, an error was encountered: Timed out waiting for command complete.

**Response:**

The FRU callouts are calculated at the time of the failure. See the error log for the actual replacement strategy.

---

**BC220706****Explanation:**

A problem occurred during the IPL of the system: An error was found in the I2C status register.

**Response:**

The FRU callouts are calculated at the time of the failure. See the error log for the actual replacement strategy.

---

**BC220707****Explanation:**

During processor/memory subsystem initialization, an error was encountered: Master Sentinel chip was used as a target for an I2C operation. This is not permitted.

**Response:**

The FRU callouts are calculated at the time of the failure. See the error log for the actual replacement strategy.

---

**BC22070A****Explanation:**

A problem occurred during the IPL of the system.

**Response:**

The FRU callouts are calculated at the time of the failure. See the error log for the actual replacement strategy.

---

**BC22070B****Explanation:**

A problem occurred during the IPL of the system: A NACK error was found in the I2C Status register.

**Response:**

The FRU callouts are calculated at the time of the failure. See the error log for the actual replacement strategy.

---

**BC22070C****Explanation:**

A problem occurred during the IPL of the system: A Bus Arbitration Lost error was found in the I2C status register.

**Response:**

The FRU callouts are calculated at the time of the failure. See the error log for the actual replacement strategy.

---

**BC22070D****Explanation:**

During processor/memory subsystem initialization, an error was encountered: I2C read/write interface not linked.

**Response:**

The FRU callouts are calculated at the time of the failure. See the error log for the actual replacement strategy.

---

**BC22070E****Explanation:**

During processor/memory subsystem initialization, an error was encountered: I2C access error.

**Response:**

The FRU callouts are calculated at the time of the failure. See the error log for the actual replacement strategy.

---

**BC22070F****Explanation:**

During processor/memory subsystem initialization, an error was encountered: I2C offset length is invalid.

**Response:**

The FRU callouts are calculated at the time of the failure. See the error log for the actual replacement strategy.

---

**BC220710****Explanation:**

During processor/memory subsystem initialization, an error was encountered: There was an error retrieving the EEPROM page mutex for this i2c master engine.

**Response:**

The FRU callouts are calculated at the time of the failure. See the error log for the actual replacement strategy.

---

**BC220711****Explanation:**

During processor/memory subsystem initialization, an error was encountered: Invalid page requested.

**Response:**

The FRU callouts are calculated at the time of the failure. See the error log for the actual replacement strategy.

---

**BC220712****Explanation:**



During processor/memory subsystem initialization, an error was encountered: I2C master encountered an error while trying to unlock the eepromPage.

**Response:**

The FRU callouts are calculated at the time of the failure. See the error log for the actual replacement strategy.

---

**BC220713**

**Explanation:**

A problem occurred during the IPL of the system.

**Response:**

The FRU callouts are calculated at the time of the failure. See the error log for the actual replacement strategy.

---

**BC220714**

**Explanation:**

Unexpected boot firmware error.

**Response:**

The FRU callouts are calculated at the time of the failure. See the error log for the actual replacement strategy.

---

**BC220715**

**Explanation:**

Unexpected boot firmware error.

**Response:**

The FRU callouts are calculated at the time of the failure. See the error log for the actual replacement strategy.

---

**BC220716**

**Explanation:**

Firmware error during boot.

**Response:**

The FRU callouts are calculated at the time of the failure. See the error log for the actual replacement strategy.

---

**BC220717**

**Explanation:**

Firmware error during boot.

**Response:**

The FRU callouts are calculated at the time of the failure. See the error log for the actual replacement strategy.

---

**BC220718**

**Explanation:**

Unexpected firmware error.

**Response:**

The FRU callouts are calculated at the time of the failure. See the error log for the actual replacement strategy.

---

**BC220719**

**Explanation:**

Unexpected firmware error.

**Response:**

The FRU callouts are calculated at the time of the failure. See the error log for the actual replacement strategy.

---

**BC22071A**

**Explanation:**

Unexpected firmware error.

**Response:**

The FRU callouts are calculated at the time of the failure. See the error log for the actual replacement strategy.

---

**BC22071B**

**Explanation:**

Unexpected firmware error.

**Response:**

The FRU callouts are calculated at the time of the failure. See the error log for the actual replacement strategy.

---

**BC22071C**

**Explanation:**

Unexpected firmware error.

**Response:**

The FRU callouts are calculated at the time of the failure. See the error log for the actual replacement strategy.

---

**BC22071D**

**Explanation:**

Unexpected firmware error.

**Response:**

The FRU callouts are calculated at the time of the failure. See the error log for the actual replacement strategy.

---

**BC220801**

**Explanation:**

During processor/memory subsystem initialization, an error was encountered: Could not load/unload module.

**Response:**

The FRU callouts are calculated at the time of the failure. See the error log for the actual replacement strategy.

---

**BC220803**

**Explanation:**

During processor/memory subsystem initialization, an error was encountered: Could not allocate virtual memory.

**Response:**

The FRU callouts are calculated at the time of the failure. See the error log for the actual replacement strategy.

---

**BC220804**

**Explanation:**

During processor/memory subsystem initialization, an error was encountered: Could not set permissions on virtual memory.

**Response:**

The FRU callouts are calculated at the time of the failure. See the error log for the actual replacement strategy.

---

**BC220805**

**Explanation:**

During processor/memory subsystem initialization, an error was encountered: Module does not exist.

**Response:**

The FRU callouts are calculated at the time of the failure. See the error log for the actual replacement strategy.

---

**BC220806**

**Explanation:**

During processor/memory subsystem initialization, an error was encountered: Module is not a data module.

**Response:**

The FRU callouts are calculated at the time of the failure. See the error log for the actual replacement strategy.

---

**BC220807**

**Explanation:**

A problem was detected during the IPL of they system: Task crashed.

**Response:**

The FRU callouts are calculated at the time of the failure. See the error log for the actual replacement strategy.

---

**BC220808**

**Explanation:**

Corrupted flash image or firmware error during system boot.

**Response:**

The FRU callouts are calculated at the time of the failure. See the error log for the actual replacement strategy.

---

**BC220901**

**Explanation:**

A problem was detected during the IPL of the system: A hardware initialization procedure requested an invalid attribute.

**Response:**

The FRU callouts are calculated at the time of the failure. See the error log for the actual replacement strategy.

---

**BC220902**

**Explanation:**

During processor/memory subsystem initialization, an error was encountered: Request for EC features on an attribute without EC features.

**Response:**

The FRU callouts are calculated at the time of the failure. See the error log for the actual replacement strategy.

---

**BC220907**

**Explanation:**

Internal firmware error.

**Response:**

The FRU callouts are calculated at the time of the failure. See the error log for the actual replacement strategy.

---

**BC220908**

**Explanation:**

Firmware Error.

**Response:**

The FRU callouts are calculated at the time of the failure. See the error log for the actual replacement strategy.

---

**BC220909**

**Explanation:**

Firmware Error.

**Response:**

The FRU callouts are calculated at the time of the failure. See the error log for the actual replacement strategy.

---

**BC22090A**

**Explanation:**

Firmware Error.

**Response:**

The FRU callouts are calculated at the time of the failure. See the error log for the actual replacement strategy.

---

**BC22090D**

**Explanation:**

Firmware error during IPL.

**Response:**

The FRU callouts are calculated at the time of the failure. See the error log for the actual replacement strategy.

---

**BC22090E****Explanation:**

Firmware error during IPL.

**Response:**

The FRU callouts are calculated at the time of the failure. See the error log for the actual replacement strategy.

---

**BC22090F****Explanation:**

Error initializing processor/memory subsystem during boot. See FRU list for repair actions.

**Response:**

The FRU callouts are calculated at the time of the failure. See the error log for the actual replacement strategy.

---

**BC220910****Explanation:**

Firmware error during IPL.

**Response:**

The FRU callouts are calculated at the time of the failure. See the error log for the actual replacement strategy.

---

**BC220911****Explanation:**

Firmware error during IPL.

**Response:**

The FRU callouts are calculated at the time of the failure. See the error log for the actual replacement strategy.

---

**BC220912****Explanation:**

A problem occurred during the IPL of the system.

**Response:**

The FRU callouts are calculated at the time of the failure. Examine the error log for the actual replacement strategy.

---

**BC220913****Explanation:**

During processor/memory subsystem initialization, an error was encountered.

**Response:**

The FRU callouts are calculated at the time of the failure. Examine the error log for the actual replacement strategy.

---

**BC220914****Explanation:**

During processor/memory subsystem initialization, an error was encountered.

**Response:**

The FRU callouts are calculated at the time of the failure. Examine the error log for the actual replacement strategy.

---

**BC220915****Explanation:**

During processor/memory subsystem initialization, an error was encountered.

**Response:**

The FRU callouts are calculated at the time of the failure. Examine the error log for the actual replacement strategy.

---

**BC220916****Explanation:**

During processor/memory subsystem initialization, an error was encountered.

**Response:**

The FRU callouts are calculated at the time of the failure. Examine the error log for the actual replacement strategy.

---

**BC220917****Explanation:**

During processor/memory subsystem initialization, an error was encountered.

**Response:**

The FRU callouts are calculated at the time of the failure. Examine the error log for the actual replacement strategy.

---

**BC22091B****Explanation:**

A problem occurred during the IPL of the system.

**Response:**

The FRU callouts are calculated at the time of the failure. Examine the error log for the actual replacement strategy.

---

**BC22091C****Explanation:**

During processor/memory subsystem initialization, an error was encountered.

**Response:**

The FRU callouts are calculated at the time of the failure. Examine the error log for the actual replacement strategy.

---

**BC22091D**

**Explanation:**

A problem occurred during the IPL of the system.

**Response:**

The FRU callouts are calculated at the time of the failure. Examine the error log for the actual replacement strategy.

---

**BC22091E****Explanation:**

During processor/memory subsystem initialization, an error was encountered.

**Response:**

The FRU callouts are calculated at the time of the failure. Examine the error log for the actual replacement strategy.

---

**BC22091F****Explanation:**

During processor/memory subsystem initialization, an error was encountered.

**Response:**

The FRU callouts are calculated at the time of the failure. Examine the error log for the actual replacement strategy.

---

**BC220920****Explanation:**

A problem occurred during the IPL of the system.

**Response:**

The FRU callouts are calculated at the time of the failure. Examine the error log for the actual replacement strategy.

---

**BC220921****Explanation:**

A problem occurred during the IPL of the system.

**Response:**

The FRU callouts are calculated at the time of the failure. Examine the error log for the actual replacement strategy.

---

**BC220922****Explanation:**

A problem occurred during the IPL of the system.

**Response:**

The FRU callouts are calculated at the time of the failure. Examine the error log for the actual replacement strategy.

---

**BC220923****Explanation:**

A problem occurred during the IPL of the system.

**Response:**

The FRU callouts are calculated at the time of the failure. Examine the error log for the actual replacement strategy.

---

**BC220924****Explanation:**

Error unmapping memory section.

**Response:**

The FRU callouts are calculated at the time of the failure. See the error log for the actual replacement strategy.

---

**BC220925****Explanation:**

During processor/memory subsystem initialization, an error was encountered: The hwsv returned a message where the extra data was null. This should not happen so need to tell HostBoot to stop the ipl.

**Response:**

The FRU callouts are calculated at the time of the failure. See the error log for the actual replacement strategy.

---

**BC220926****Explanation:**

During processor/memory subsystem initialization, an error was encountered: The hwsv found an error while processing the message so it sent an error message back to indicate to HostBoot to stop the IPL. Userdata1 will have the error PLID from hwsv's errorlog.

**Response:**

The FRU callouts are calculated at the time of the failure. See the error log for the actual replacement strategy.

---

**BC220927****Explanation:**

During processor/memory subsystem initialization, an error was encountered: The hwsv returned a message where there was an error when the powr function was called. userdata1 contains the errorlog plid from hwsv generated by the powr function.

**Response:**

The FRU callouts are calculated at the time of the failure. See the error log for the actual replacement strategy.

---

**BC220928****Explanation:**

During processor/memory subsystem initialization, an error was encountered: HB got an incorrect type message. HB did not provide the correct message type in the istep. Userdata1 shows the message type passed in.

**Response:**

The FRU callouts are calculated at the time of the failure. See the error log for the actual replacement strategy.

---

**BC220929****Explanation:**

During processor/memory subsystem initialization, an error was encountered.

**Response:**

The FRU callouts are calculated at the time of the failure. Examine the error log for the actual replacement strategy.

---

**BC22092A****Explanation:**

During processor/memory subsystem initialization, an error was encountered: messages from other nodes have not returned in time.

**Response:**

The FRU callouts are calculated at the time of the failure. See the error log for the actual replacement strategy.

---

**BC22092B****Explanation:**

During processor/memory subsystem initialization, an error was encountered: host coalesce host timer thread failed.

**Response:**

The FRU callouts are calculated at the time of the failure. See the error log for the actual replacement strategy.

---

**BC22092C****Explanation:**

During processor/memory subsystem initialization, an error was encountered.

**Response:**

The FRU callouts are calculated at the time of the failure. Examine the error log for the actual replacement strategy.

---

**BC22092D****Explanation:**

During processor/memory subsystem initialization, an error was encountered.

**Response:**

The FRU callouts are calculated at the time of the failure. Examine the error log for the actual replacement strategy.

---

**BC22092E****Explanation:**

During processor/memory subsystem initialization, an error was encountered: Request given to load payload into mirrored memory, but no mirrored memory exists at that location.

**Response:**

The FRU callouts are calculated at the time of the failure. See the error log for the actual replacement strategy.

---

**BC220930****Explanation:**

Read/write requested while in DISABLE\_DRAM\_REPAIRS mode found extra bad bits set for DIMM.

**Response:**

The FRU callouts are calculated at the time of the failure. See the error log for the actual replacement strategy.

---

**BC220931****Explanation:**

A problem occurred during the IPL of the system.

**Response:**

The FRU callouts are calculated at the time of the failure. See the error log for the actual replacement strategy.

---

**BC220932****Explanation:**

A problem occurred during the IPL of the system.

**Response:**

The FRU callouts are calculated at the time of the failure. See the error log for the actual replacement strategy.

---

**BC220933****Explanation:**

During processor/memory subsystem initialization, an error was encountered: Failed due to wrong DIMM type.

**Response:**

The FRU callouts are calculated at the time of the failure. See the error log for the actual replacement strategy.

---

**BC220934****Explanation:**

During processor/memory subsystem initialization, an error was encountered: Either nominal, max turbo or min power save frequency for the processor HUID (userdata1) is zero.

**Response:**

The FRU callouts are calculated at the time of the failure. See the error log for the actual replacement strategy.

---

**BC220935****Explanation:**

During processor/memory subsystem initialization, an error was encountered: Input buffer size is smaller than expected length.

**Response:**

The FRU callouts are calculated at the time of the failure. See the error log for the actual replacement strategy.

---

**BC220936****Explanation:**

During processor/memory subsystem initialization, an error was encountered: Nominal frequency(userdata1) does not match nominal frequency(userdata2) on other cores. Should be the same for all chips.

**Response:**

The FRU callouts are calculated at the time of the failure. See the error log for the actual replacement strategy.

---

**BC220937****Explanation:**

During processor/memory subsystem initialization, an error was encountered: Invalid bucket id found for the voltage data.

**Response:**

The FRU callouts are calculated at the time of the failure. See the error log for the actual replacement strategy.

---

**BC220938****Explanation:**

During processor/memory subsystem initialization, an error was encountered: Bucket id from PR keyword does not match bucket id in the voltage data.

**Response:**

The FRU callouts are calculated at the time of the failure. See the error log for the actual replacement strategy.

---

**BC220939****Explanation:**

During processor/memory subsystem initialization, an error was encountered: Unsupported #V keyword data version found.

**Response:**

The FRU callouts are calculated at the time of the failure. See the error log for the actual replacement strategy.

---

**BC22093B****Explanation:**

During processor/memory subsystem initialization, an error was encountered: When Workload Optimized Frequency (WOF) is enabled, ultra turbo freq should not be 0.

**Response:**

The FRU callouts are calculated at the time of the failure. See the error log for the actual replacement strategy.

---

**BC22093C****Explanation:**

During processor/memory subsystem initialization, an error was encountered: When Workload Optimized Frequency (WOF) is enabled, the WOF Freq Uplift index should be 1,2,3, or 4.

**Response:**

The FRU callouts are calculated at the time of the failure. See the error log for the actual replacement strategy.

---

**BC22093D****Explanation:**

A problem occurred during the IPL of the system.

**Response:**

The FRU callouts are calculated at the time of the failure. See the error log for the actual replacement strategy.

---

**BC22093E****Explanation:**

Error uncompressing payload image from boot flash.

**Response:**

The FRU callouts are calculated at the time of the failure. See the error log for the actual replacement strategy.

---

**BC220A01****Explanation:**

An internal function called the FSI device driver with an improper data length.

**Response:**

The FRU callouts are calculated at the time of the failure. See the error log for the actual replacement strategy.

---

**BC220A03****Explanation:**

A problem occurred during the IPL of the system.

**Response:**

The FRU callouts are calculated at the time of the failure. See the error log for the actual replacement strategy.

---

**BC220A04****Explanation:**

A problem occurred during the IPL of the system.

**Response:**

The FRU callouts are calculated at the time of the failure. See the error log for the actual replacement strategy.

---

**BC220A06**

**Explanation:**

A problem occurred during the IPL of the system.

**Response:**

The FRU callouts are calculated at the time of the failure. See the error log for the actual replacement strategy.

---

**BC220A08**

**Explanation:**

A problem occurred during the IPL of the system.

**Response:**

The FRU callouts are calculated at the time of the failure. See the error log for the actual replacement strategy.

---

**BC220A09**

**Explanation:**

A problem occurred during the IPL of the system.

**Response:**

The FRU callouts are calculated at the time of the failure. See the error log for the actual replacement strategy.

---

**BC220A0A**

**Explanation:**

A problem occurred during the IPL of the system.

**Response:**

The FRU callouts are calculated at the time of the failure. See the error log for the actual replacement strategy.

---

**BC220A0B**

**Explanation:**

A problem occurred during the IPL of the system.

**Response:**

The FRU callouts are calculated at the time of the failure. See the error log for the actual replacement strategy.

---

**BC220A0C**

**Explanation:**

A problem occurred during the IPL of the system.

**Response:**

The FRU callouts are calculated at the time of the failure. See the error log for the actual replacement strategy.

---

**BC220A0D**

**Explanation:**

A problem occurred during the IPL of the system.

**Response:**

The FRU callouts are calculated at the time of the failure. See the error log for the actual replacement strategy.

---

**BC220A0E**

**Explanation:**

A problem occurred during the IPL of the system.

**Response:**

The FRU callouts are calculated at the time of the failure. See the error log for the actual replacement strategy.

---

**BC220A0F**

**Explanation:**

FSI and MVPD do not agree.

**Response:**

The FRU callouts are calculated at the time of the failure. See the error log for the actual replacement strategy.

---

**BC220A10**

**Explanation:**

FSI and CVPD do not agree.

**Response:**

The FRU callouts are calculated at the time of the failure. See the error log for the actual replacement strategy.

---

**BC220A11**

**Explanation:**

A problem occurred during the IPL of the system.

**Response:**

The FRU callouts are calculated at the time of the failure. See the error log for the actual replacement strategy.

---

**BC220A12**

**Explanation:**

A problem occurred during the IPL of the system.

**Response:**

The FRU callouts are calculated at the time of the failure. See the error log for the actual replacement strategy.

---

**BC220B01**

**Explanation:**

During processor/memory subsystem initialization, an error was encountered.

**Response:**

The FRU callouts are calculated at the time of the failure. Examine the error log for the actual replacement strategy.

---

**BC220B02****Explanation:**

A problem occurred during the IPL of the system. The eyecatch value observed in memory does not match the expected value and therefore the contents of the attribute sections are unable to be parsed.

**Response:**

The FRU callouts are calculated at the time of the failure. See the error log for the actual replacement strategy.

---

**BC220B03****Explanation:**

Kernel failed to block memory.

**Response:**

The FRU callouts are calculated at the time of the failure. See the error log for the actual replacement strategy.

---

**BC220B04****Explanation:**

Kernel failed to set permissions on virtual memory block.

**Response:**

The FRU callouts are calculated at the time of the failure. See the error log for the actual replacement strategy.

---

**BC220B05****Explanation:**

Unexpected boot firmware error occurred.

**Response:**

The FRU callouts are calculated at the time of the failure. See the error log for the actual replacement strategy.

---

**BC220B06****Explanation:**

FW error, unexpected Attribute section type.

**Response:**

The FRU callouts are calculated at the time of the failure. See the error log for the actual replacement strategy.

---

**BC220B07****Explanation:**

A problem occurred during the IPL of the system: Attributes were not fully synchronized between the host firmware and service processor.

**Response:**

The FRU callouts are calculated at the time of the failure. See the error log for the actual replacement strategy.

---

**BC220B08****Explanation:**

During processor/memory subsystem initialization, an error was encountered: The attribute synchronization code on the service processor side was unable to fulfill the sync to HostBoot request.

**Response:**

The FRU callouts are calculated at the time of the failure. See the error log for the actual replacement strategy.

---

**BC220B09****Explanation:**

During processor/memory subsystem initialization, an error was encountered: The attribute synchronization from the service processor failed.

**Response:**

The FRU callouts are calculated at the time of the failure. See the error log for the actual replacement strategy.

---

**BC220B0A****Explanation:**

During processor/memory subsystem initialization, an error was encountered.

**Response:**

The FRU callouts are calculated at the time of the failure. Examine the error log for the actual replacement strategy.

---

**BC220B0B****Explanation:**

During processor/memory subsystem initialization, an error was encountered.

**Response:**

The FRU callouts are calculated at the time of the failure. Examine the error log for the actual replacement strategy.

---

**BC220B0C****Explanation:**

During processor/memory subsystem initialization, an error was encountered: Targeting target's type not supported by runtime code.

**Response:**

The FRU callouts are calculated at the time of the failure. See the error log for the actual replacement strategy.

---

**BC220B0D****Explanation:**



Invalid configuration data in firmware Processor NOR flash.

**Response:**

The FRU callouts are calculated at the time of the failure. See the error log for the actual replacement strategy.

---

**BC220B0E**

**Explanation:**

Invalid configuration data in firmware Processor NOR flash.

**Response:**

The FRU callouts are calculated at the time of the failure. See the error log for the actual replacement strategy.

---

**BC220B0F**

**Explanation:**

During processor/memory subsystem initialization, an error was encountered: Failure applying given attribute override on given target.

**Response:**

The FRU callouts are calculated at the time of the failure. See the error log for the actual replacement strategy.

---

**BC220B10**

**Explanation:**

During processor/memory subsystem initialization, an error was encountered: Given target does not have given attribute to apply override.

**Response:**

The FRU callouts are calculated at the time of the failure. See the error log for the actual replacement strategy.

---

**BC220B11**

**Explanation:**

Invalid configuration data in firmware Processor NOR flash.

**Response:**

The FRU callouts are calculated at the time of the failure. See the error log for the actual replacement strategy.

---

**BC220B12**

**Explanation:**

Invalid configuration data in firmware Processor NOR flash.

**Response:**

The FRU callouts are calculated at the time of the failure. See the error log for the actual replacement strategy.

---

**BC220B13**

**Explanation:**

Kernel failed to block map memory.

**Response:**

The FRU callouts are calculated at the time of the failure. See the error log for the actual replacement strategy.

---

**BC220B15**

**Explanation:**

Kernel failed to unblock mapped memory.

**Response:**

The FRU callouts are calculated at the time of the failure. See the error log for the actual replacement strategy.

---

**BC220B16**

**Explanation:**

Unexpected internal firmware error.

**Response:**

The FRU callouts are calculated at the time of the failure. See the error log for the actual replacement strategy.

---

**BC220B17**

**Explanation:**

Unexpected internal firmware error.

**Response:**

The FRU callouts are calculated at the time of the failure. See the error log for the actual replacement strategy.

---

**BC220B18**

**Explanation:**

Internal firmware error preparing for concurrent code update.

**Response:**

The FRU callouts are calculated at the time of the failure. See the error log for the actual replacement strategy.

---

**BC220B19**

**Explanation:**

Unsupported override configuration data.

**Response:**

The FRU callouts are calculated at the time of the failure. See the error log for the actual replacement strategy.

---

**BC220B1A**

**Explanation:**

Unexpected boot firmware failure.

**Response:**

The FRU callouts are calculated at the time of the failure. See the error log for the actual replacement strategy.

---

**BC220B1B****Explanation:**

Tolerated boot firmware error occurred.

**Response:**

The FRU callouts are calculated at the time of the failure. See the error log for the actual replacement strategy.

---

**BC220B80****Explanation:**

During processor/memory subsystem initialization, an error was encountered: The caller passed an invalid node target to find the master proc handle.

**Response:**

The FRU callouts are calculated at the time of the failure. See the error log for the actual replacement strategy.

---

**BC220B81****Explanation:**

During processor/memory subsystem initialization, an error was encountered: The caller passed an invalid node target to find the master proc handle.

**Response:**

The FRU callouts are calculated at the time of the failure. See the error log for the actual replacement strategy.

---

**BC220B82****Explanation:**

Internal firmware error applying custom configuration settings.

**Response:**

The FRU callouts are calculated at the time of the failure. See the error log for the actual replacement strategy.

---

**BC220B83****Explanation:**

Firmware error doing code update.

**Response:**

The FRU callouts are calculated at the time of the failure. See the error log for the actual replacement strategy.

---

**BC220B84****Explanation:**

Firmware error doing code update.

**Response:**

The FRU callouts are calculated at the time of the failure. See the error log for the actual replacement strategy.

---

**BC220B85****Explanation:**

Firmware error doing code update.

**Response:**

The FRU callouts are calculated at the time of the failure. See the error log for the actual replacement strategy.

---

**BC220B86****Explanation:**

Firmware error doing code update.

**Response:**

The FRU callouts are calculated at the time of the failure. See the error log for the actual replacement strategy.

---

**BC220B87****Explanation:**

Firmware error doing code update.

**Response:**

The FRU callouts are calculated at the time of the failure. See the error log for the actual replacement strategy.

---

**BC220B88****Explanation:**

Firmware error doing code update.

**Response:**

The FRU callouts are calculated at the time of the failure. See the error log for the actual replacement strategy.

---

**BC220B89****Explanation:**

Attempted to perform an invalid attribute look up.

**Response:**

The FRU callouts are calculated at the time of the failure. See the error log for the actual replacement strategy.

---

**BC220B8A****Explanation:**

A problem occurred during the IPL of the system. Expected resource was not indicated to be present.

**Response:**

The FRU callouts are calculated at the time of the failure. See the error log for the actual replacement strategy.

---

**BC220B8B****Explanation:**

During processor/memory subsystem initialization, an error was encountered: Error: Failed to translate common association address to platform address.

**Response:**

The FRU callouts are calculated at the time of the failure. See the error log for the actual replacement strategy.

---

**BC220B8C**

**Explanation:**

During processor/memory subsystem initialization, an error was encountered: Error: No free association entry to set.

**Response:**

The FRU callouts are calculated at the time of the failure. See the error log for the actual replacement strategy.

---

**BC220C01**

**Explanation:**

During processor/memory subsystem initialization, an error was encountered: Attempt to deconfigure a target that is not deconfigurable or not present.

**Response:**

The FRU callouts are calculated at the time of the failure. See the error log for the actual replacement strategy.

---

**BC220C03**

**Explanation:**

During processor/memory subsystem initialization, an error was encountered: Invalid target encountered in processing of HW callout.

**Response:**

The FRU callouts are calculated at the time of the failure. See the error log for the actual replacement strategy.

---

**BC220C04**

**Explanation:**

During processor/memory subsystem initialization, an error was encountered: Insufficient hardware to continue.

**Response:**

The FRU callouts are calculated at the time of the failure. See the error log for the actual replacement strategy.

---

**BC220C05**

**Explanation:**

A problem occurred during the IPL of the system: No functional processor cores were found on the master processor.

**Response:**

The FRU callouts are calculated at the time of the failure. See the error log for the actual replacement strategy.

---

**BC220C06**

**Explanation:**

A problem occurred during the IPL of the system: Found no functional dimm cards.

**Response:**

The FRU callouts are calculated at the time of the failure. See the error log for the actual replacement strategy.

---

**BC220C07**

**Explanation:**

A problem occurred during the IPL of the system: No functional master processor was found on this node.

**Response:**

The FRU callouts are calculated at the time of the failure. See the error log for the actual replacement strategy.

---

**BC220C08**

**Explanation:**

A problem occurred during the IPL of the system: No functional nodes were found on the system.

**Response:**

The FRU callouts are calculated at the time of the failure. See the error log for the actual replacement strategy.

---

**BC220C09**

**Explanation:**

A problem occurred during the IPL of the system: Found no functional dimm cards.

**Response:**

The FRU callouts are calculated at the time of the failure. See the error log for the actual replacement strategy.

---

**BC220C0A**

**Explanation:**

A previously discovered hardware issue is being ignored to allow the system to boot.

**Response:**

The FRU callouts are calculated at the time of the failure. See the error log for the actual replacement strategy.

---

**BC220C0B**

**Explanation:**

A problem occurred during the IPL of the system: A critical resource was found to be deconfigured.

**Response:**

The FRU callouts are calculated at the time of the failure. See the error log for the actual replacement strategy.

---

**BC220C0C****Explanation:**

A problem occurred during the IPL of the system:  
Found no functional dimm cards.

**Response:**

The FRU callouts are calculated at the time of the failure. See the error log for the actual replacement strategy.

---

**BC220C0E****Explanation:**

Insufficient hardware to continue IPL.

**Response:**

The FRU callouts are calculated at the time of the failure. See the error log for the actual replacement strategy.

---

**BC220C0F****Explanation:**

Incompatible Processor Chip Levels.

**Response:**

The FRU callouts are calculated at the time of the failure. See the error log for the actual replacement strategy.

---

**BC220C10****Explanation:**

Incompatible Processor Chip Levels.

**Response:**

The FRU callouts are calculated at the time of the failure. See the error log for the actual replacement strategy.

---

**BC220C11****Explanation:**

Host firmware encountered an internal error.

**Response:**

The FRU callouts are calculated at the time of the failure. See the error log for the actual replacement strategy.

---

**BC220C12****Explanation:**

Host firmware encountered an internal error.

**Response:**

The FRU callouts are calculated at the time of the failure. See the error log for the actual replacement strategy.

---

**BC220C13****Explanation:**

Host Firmware encountered an internal error.

**Response:**

The FRU callouts are calculated at the time of the failure. See the error log for the actual replacement strategy.

---

**BC220C14****Explanation:**

A problem occurred during the IPL of the system:  
Found too many obus links.

**Response:**

The FRU callouts are calculated at the time of the failure. See the error log for the actual replacement strategy.

---

**BC220C15****Explanation:**

A problem occurred during the IPL of the system: No memory found.

**Response:**

The FRU callouts are calculated at the time of the failure. See the error log for the actual replacement strategy.

---

**BC220C16****Explanation:**

A problem occurred during IPL of the system: Internal Firmware Error.

**Response:**

The FRU callouts are calculated at the time of the failure. See the error log for the actual replacement strategy.

---

**BC220C19****Explanation:**

A problem occurred during IPL of the system: Internal Firmware Error.

**Response:**

The FRU callouts are calculated at the time of the failure. See the error log for the actual replacement strategy.

---

**BC220C1A****Explanation:**

An issue occurred during IPL of the system: Internal Firmware Error.

**Response:**

The FRU callouts are calculated at the time of the failure. See the error log for the actual replacement strategy.

---

**BC220C1B****Explanation:**

Incompatible Processor Chip Levels.

**Response:**

The FRU callouts are calculated at the time of the failure. See the error log for the actual replacement strategy.

---

**BC220C1C****Explanation:**

Incompatible Processor Chip Levels.

**Response:**

The FRU callouts are calculated at the time of the failure. See the error log for the actual replacement strategy.

---

**BC220C1D****Explanation:**

Incompatible Processor Chip Levels.

**Response:**

The FRU callouts are calculated at the time of the failure. See the error log for the actual replacement strategy.

---

**BC220C81****Explanation:**

A problem occurred during the IPL of the system. Attempt to create a deconfiguration record for a target that is not deconfigurable or not present.

**Response:**

The FRU callouts are calculated at the time of the failure. See the error log for the actual replacement strategy.

---

**BC220C82****Explanation:**

A problem occurred during the IPL of the system. Attempt to create a deconfiguration record for a target, but the deconfiguration repository is full.

**Response:**

The FRU callouts are calculated at the time of the failure. See the error log for the actual replacement strategy.

---

**BC220C83****Explanation:**

Invalid chipid from hardware (all FFs).

**Response:**

The FRU callouts are calculated at the time of the failure. See the error log for the actual replacement strategy.

---

**BC220C84****Explanation:**

Invalid Lx keyword.

**Response:**

The FRU callouts are calculated at the time of the failure. See the error log for the actual replacement strategy.

---

**BC220C85****Explanation:**

Bad MCA target.

**Response:**

The FRU callouts are calculated at the time of the failure. See the error log for the actual replacement strategy.

---

**BC220C86****Explanation:**

During processor/memory subsystem initialization, an error was encountered: Post de-configuration of target failed.

**Response:**

The FRU callouts are calculated at the time of the failure. See the error log for the actual replacement strategy.

---

**BC220C87****Explanation:**

During processor/memory subsystem initialization, an error was encountered: Post de-configuration of target failed.

**Response:**

The FRU callouts are calculated at the time of the failure. See the error log for the actual replacement strategy.

---

**BC220C88****Explanation:**

Insufficient DIMM resources.

**Response:**

The FRU callouts are calculated at the time of the failure. See the error log for the actual replacement strategy.

---

**BC220D01****Explanation:**

A problem occurred during the IPL of the system: Error returned from SCOM engine after write.

**Response:**

The FRU callouts are calculated at the time of the failure. See the error log for the actual replacement strategy.

---

**BC220D02****Explanation:**

A problem occurred during the IPL of the system: Error returned from SCOM engine after read.

**Response:**

The FRU callouts are calculated at the time of the failure. See the error log for the actual replacement strategy.

---

**BC220D03****Explanation:**

During processor/memory subsystem initialization, an error was encountered: Multi-SCOM read did not return correct SCOMs.

**Response:**

The FRU callouts are calculated at the time of the failure. See the error log for the actual replacement strategy.

---

**BC220D04****Explanation:**

A problem occurred during the IPL of the system: Invalid address on a SCOM operation.

**Response:**

The FRU callouts are calculated at the time of the failure. See the error log for the actual replacement strategy.

---

**BC220D05****Explanation:**

A problem occurred during the IPL of the system: Unsupported SCOM operation type.

**Response:**

The FRU callouts are calculated at the time of the failure. See the error log for the actual replacement strategy.

---

**BC220D06****Explanation:**

During processor/memory subsystem initialization, an error was encountered: Hypervisor firmware request interface not linked.

**Response:**

The FRU callouts are calculated at the time of the failure. See the error log for the actual replacement strategy.

---

**BC220D07****Explanation:**

During processor/memory subsystem initialization, an error was encountered: Unable to allocate firmware request messages.

**Response:**

The FRU callouts are calculated at the time of the failure. See the error log for the actual replacement strategy.

---

**BC220E01****Explanation:**

During processor/memory subsystem initialization, an error was encountered: Invalid operation type.

**Response:**

The FRU callouts are calculated at the time of the failure. See the error log for the actual replacement strategy.

---

**BC220E02****Explanation:**

A problem was detected during the IPL of the system: Device type not supported.

**Response:**

The FRU callouts are calculated at the time of the failure. See the error log for the actual replacement strategy.

---

**BC220E03****Explanation:**

During processor/memory subsystem initialization, an error was encountered: EEPROM attribute was not found.

**Response:**

The FRU callouts are calculated at the time of the failure. See the error log for the actual replacement strategy.

---

**BC220E04****Explanation:**

During processor/memory subsystem initialization, an error was encountered: Invalid EEPROM chip to access.

**Response:**

The FRU callouts are calculated at the time of the failure. See the error log for the actual replacement strategy.

---

**BC220E05****Explanation:**

During processor/memory subsystem initialization, an error was encountered: I2C master entity path doesn't exist.

**Response:**

The FRU callouts are calculated at the time of the failure. See the error log for the actual replacement strategy.

---

**BC220E06****Explanation:**

During processor/memory subsystem initialization, an error was encountered: I2C master path target is null.

**Response:**

The FRU callouts are calculated at the time of the failure. See the error log for the actual replacement strategy.

---

**BC220E07****Explanation:**

During processor/memory subsystem initialization, an error was encountered: Invalid address offset size.

**Response:**

The FRU callouts are calculated at the time of the failure. See the error log for the actual replacement strategy.

---

**BC220E08****Explanation:**

A problem occurred during the IPL of the system: I2C buffer offset is too large.

**Response:**

The FRU callouts are calculated at the time of the failure. See the error log for the actual replacement strategy.

---

**BC220E09****Explanation:**

During processor/memory subsystem initialization, an error was encountered: I2C write page size is zero.

**Response:**

The FRU callouts are calculated at the time of the failure. See the error log for the actual replacement strategy.

---

**BC220E0A****Explanation:**

During processor/memory subsystem initialization, an error was encountered: cacheEeprom mm\_remove\_pages FLUSH failed.

**Response:**

The FRU callouts are calculated at the time of the failure. See the error log for the actual replacement strategy.

---

**BC220E0B****Explanation:**

During processor/memory subsystem initialization, an error was encountered: cacheEeprom mm\_remove\_pages FLUSH failed.

**Response:**

The FRU callouts are calculated at the time of the failure. See the error log for the actual replacement strategy.

---

**BC220E0C****Explanation:**

During processor/memory subsystem initialization, an error was encountered: buildEepromRecordHeader invalid mux target.

**Response:**

The FRU callouts are calculated at the time of the failure. See the error log for the actual replacement strategy.

---

**BC220E0D****Explanation:**

Soft error in Firmware.

**Response:**

The FRU callouts are calculated at the time of the failure. See the error log for the actual replacement strategy.

---

**BC220E0E****Explanation:**

Firmware detected new part and is restarting.

**Response:**

The FRU callouts are calculated at the time of the failure. See the error log for the actual replacement strategy.

---

**BC220F01****Explanation:**

During processor/memory subsystem initialization, an error was encountered: Interrupt type already registered.

**Response:**

The FRU callouts are calculated at the time of the failure. See the error log for the actual replacement strategy.

---

**BC220F02****Explanation:**

During processor/memory subsystem initialization, an error was encountered: Interrupt resource provider not initialized yet.

**Response:**

The FRU callouts are calculated at the time of the failure. See the error log for the actual replacement strategy.

---

**BC220F03****Explanation:**

During processor/memory subsystem initialization, an error was encountered: Interrupt resource provider not initialized yet.

**Response:**

The FRU callouts are calculated at the time of the failure. See the error log for the actual replacement strategy.

---

**BC220F04****Explanation:**

During processor/memory subsystem initialization, an error was encountered.

**Response:**

The FRU callouts are calculated at the time of the failure. Examine the error log for the actual replacement strategy.

---

**BC220F05****Explanation:**

During processor/memory subsystem initialization, an error was encountered.

**Response:**

The FRU callouts are calculated at the time of the failure. Examine the error log for the actual replacement strategy.

---

**BC220F07****Explanation:**

During processor/memory subsystem initialization, an error was encountered: Error mapping in memory.

**Response:**

The FRU callouts are calculated at the time of the failure. See the error log for the actual replacement strategy.

---

**BC220F08****Explanation:**

During processor/memory subsystem initialization, an error was encountered: Unexpected RC from issuing PSIH B EOI store.

**Response:**

The FRU callouts are calculated at the time of the failure. See the error log for the actual replacement strategy.

---

**BC220F09****Explanation:**

During processor/memory subsystem initialization, an error was encountered: Error unmasking interrupt source.

**Response:**

The FRU callouts are calculated at the time of the failure. See the error log for the actual replacement strategy.

---

**BC220F0C****Explanation:**

During processor/memory subsystem initialization, an error was encountered: Error encountered sending coalesce message to INTRP.

**Response:**

The FRU callouts are calculated at the time of the failure. See the error log for the actual replacement strategy.

---

**BC220F0D****Explanation:**

During processor/memory subsystem initialization, an error was encountered: Error encountered routing IPC message.

**Response:**

The FRU callouts are calculated at the time of the failure. See the error log for the actual replacement strategy.

---

**BC220F0E****Explanation:**

Error handling processor interrupts.

**Response:**

The FRU callouts are calculated at the time of the failure. See the error log for the actual replacement strategy.

---

**BC221001****Explanation:**

Service Processor Firmware couldn't detect any functional master processor required to boot the host.

**Response:**

The FRU callouts are calculated at the time of the failure. See the error log for the actual replacement strategy.

---

**BC221002****Explanation:**

During processor/memory subsystem initialization, an error was encountered: MDMT could not find a functional node.

**Response:**

The FRU callouts are calculated at the time of the failure. See the error log for the actual replacement strategy.

---

**BC221003****Explanation:**

Host failed to boot because there was a problem configuring Time Of Day on the Host processors.

**Response:**

The FRU callouts are calculated at the time of the failure. See the error log for the actual replacement strategy.

---

**BC221004****Explanation:**

During processor/memory subsystem initialization, an error was encountered.

**Response:**

The FRU callouts are calculated at the time of the failure. Examine the error log for the actual replacement strategy.

---

**BC221005****Explanation:**



Service Processor Firmware encountered an internal error.

**Response:**

The FRU callouts are calculated at the time of the failure. See the error log for the actual replacement strategy.

---

**BC221006**

**Explanation:**

During processor/memory subsystem initialization, an error was encountered: Error: Unsupported bus port was detected for the specified bus type. Possible Causes: Invalid bus configuration in targeting, or getBusPort method has not been updated to support all the possible port for a bus on a given system type. Resolution: Development team should be contacted.

**Response:**

The FRU callouts are calculated at the time of the failure. See the error log for the actual replacement strategy.

---

**BC221007**

**Explanation:**

Host failed to boot because there was a problem configuring Time Of Day on the Host processors.

**Response:**

The FRU callouts are calculated at the time of the failure. See the error log for the actual replacement strategy.

---

**BC221008**

**Explanation:**

Host failed to boot because there was a problem configuring Time Of Day on the Host processors.

**Response:**

The FRU callouts are calculated at the time of the failure. See the error log for the actual replacement strategy.

---

**BC221009**

**Explanation:**

Service Processor Firmware encountered an internal error.

**Response:**

The FRU callouts are calculated at the time of the failure. See the error log for the actual replacement strategy.

---

**BC22100A**

**Explanation:**

During processor/memory subsystem initialization, an error was encountered.

**Response:**

The FRU callouts are calculated at the time of the failure. Examine the error log for the actual replacement strategy.

---

**BC22100B**

**Explanation:**

During processor/memory subsystem initialization, an error was encountered.

**Response:**

The FRU callouts are calculated at the time of the failure. Examine the error log for the actual replacement strategy.

---

**BC22100C**

**Explanation:**

An internal error occurred. This will force the Time of Day function to run with complete redundancy.

**Response:**

The FRU callouts are calculated at the time of the failure. See the error log for the actual replacement strategy.

---

**BC22100D**

**Explanation:**

Host failed to boot because there was a problem configuring Time Of Day on the Host processors.

**Response:**

The FRU callouts are calculated at the time of the failure. See the error log for the actual replacement strategy.

---

**BC22100E**

**Explanation:**

During processor/memory subsystem initialization, an error was encountered.

**Response:**

The FRU callouts are calculated at the time of the failure. Examine the error log for the actual replacement strategy.

---

**BC22100F**

**Explanation:**

During processor/memory subsystem initialization, an error was encountered.

**Response:**

The FRU callouts are calculated at the time of the failure. Examine the error log for the actual replacement strategy.

---

**BC221011**

**Explanation:**

Service Processor Firmware encountered an internal error.

**Response:**

The FRU callouts are calculated at the time of the failure. See the error log for the actual replacement strategy.

---

**BC221012****Explanation:**

Service Processor Firmware encountered an internal error.

**Response:**

The FRU callouts are calculated at the time of the failure. See the error log for the actual replacement strategy.

---

**BC221013****Explanation:**

Host failed to boot because there was a problem configuring Time Of Day on the Host processors.

**Response:**

The FRU callouts are calculated at the time of the failure. See the error log for the actual replacement strategy.

---

**BC221014****Explanation:**

Service Processor Firmware encountered an internal error.

**Response:**

The FRU callouts are calculated at the time of the failure. See the error log for the actual replacement strategy.

---

**BC221015****Explanation:**

There was a problem in configuring Time Of Day on the Host processor.

**Response:**

The FRU callouts are calculated at the time of the failure. See the error log for the actual replacement strategy.

---

**BC221017****Explanation:**

Service Processor Firmware encountered an internal error.

**Response:**

The FRU callouts are calculated at the time of the failure. See the error log for the actual replacement strategy.

---

**BC221019****Explanation:**

Service Processor Firmware encountered an internal error.

**Response:**

The FRU callouts are calculated at the time of the failure. See the error log for the actual replacement strategy.

---

**BC22101A****Explanation:**

An internal error occurred. This will force the Time of Day function to run with complete redundancy.

**Response:**

The FRU callouts are calculated at the time of the failure. See the error log for the actual replacement strategy.

---

**BC221101****Explanation:**

A problem occurred during the IPL of the system.

**Response:**

The FRU callouts are calculated at the time of the failure. See the error log for the actual replacement strategy.

---

**BC221102****Explanation:**

During processor/memory subsystem initialization, an error was encountered: Message from service processor. Message type is not within a valid range. Message dropped.

**Response:**

The FRU callouts are calculated at the time of the failure. See the error log for the actual replacement strategy.

---

**BC221104****Explanation:**

A problem occurred during the IPL of the system.

**Response:**

The FRU callouts are calculated at the time of the failure. See the error log for the actual replacement strategy.

---

**BC221105****Explanation:**

During processor/memory subsystem initialization, an error was encountered: Message from service processor. An invalid message queue ID or message type was sent to the service processor.

**Response:**

The FRU callouts are calculated at the time of the failure. See the error log for the actual replacement strategy.

---

**BC221107****Explanation:**

During processor/memory subsystem initialization, an error was encountered: Message queue already registered with mailbox using a different queue.

**Response:**

The FRU callouts are calculated at the time of the failure. See the error log for the actual replacement strategy.

---

**BC221109**

**Explanation:**

During processor/memory subsystem initialization, an error was encountered: Retry failed. Bad status indicated in PIB status reg.

**Response:**

The FRU callouts are calculated at the time of the failure. See the error log for the actual replacement strategy.

---

**BC22110A**

**Explanation:**

During processor/memory subsystem initialization, an error was encountered: Mailbox Data Write attempted before ACK.

**Response:**

The FRU callouts are calculated at the time of the failure. See the error log for the actual replacement strategy.

---

**BC22110B**

**Explanation:**

During processor/memory subsystem initialization, an error was encountered: Mailbox Hardware detected parity error.

**Response:**

The FRU callouts are calculated at the time of the failure. See the error log for the actual replacement strategy.

---

**BC22110C**

**Explanation:**

During processor/memory subsystem initialization, an error was encountered: Invalid message type sent to mailbox msgQ.

**Response:**

The FRU callouts are calculated at the time of the failure. See the error log for the actual replacement strategy.

---

**BC22110D**

**Explanation:**

During processor/memory subsystem initialization, an error was encountered: Host boot mailbox service is not available at this time.

**Response:**

The FRU callouts are calculated at the time of the failure. See the error log for the actual replacement strategy.

---

**BC22110E**

**Explanation:**

During processor/memory subsystem initialization, an error was encountered: Failed to allocate a DMA buffer. Message dropped.

**Response:**

The FRU callouts are calculated at the time of the failure. See the error log for the actual replacement strategy.

---

**BC22110F**

**Explanation:**

During processor/memory subsystem initialization, an error was encountered: Could not register mailbox message queue.

**Response:**

The FRU callouts are calculated at the time of the failure. See the error log for the actual replacement strategy.

---

**BC221110**

**Explanation:**

During processor/memory subsystem initialization, an error was encountered: Mailbox is disabled, message dropped.

**Response:**

The FRU callouts are calculated at the time of the failure. See the error log for the actual replacement strategy.

---

**BC221111**

**Explanation:**

During processor/memory subsystem initialization, an error was encountered: An invalid node was specified.

**Response:**

The FRU callouts are calculated at the time of the failure. See the error log for the actual replacement strategy.

---

**BC221112**

**Explanation:**

During processor/memory subsystem initialization, an error was encountered: Invalid msg or msg queue.

**Response:**

The FRU callouts are calculated at the time of the failure. See the error log for the actual replacement strategy.

---

**BC221113**

**Explanation:**

During processor/memory subsystem initialization, an error was encountered: IPC Message data corrupted.

**Response:**

The FRU callouts are calculated at the time of the failure. See the error log for the actual replacement strategy.

---

**BC221202**

**Explanation:**

During processor/memory subsystem initialization, an error was encountered: Invalid address and size returned from HDAT.

**Response:**

The FRU callouts are calculated at the time of the failure. See the error log for the actual replacement strategy.

---

**BC221204**

**Explanation:**

During processor/memory subsystem initialization, an error was encountered: Cannot unmap the source table section.

**Response:**

The FRU callouts are calculated at the time of the failure. See the error log for the actual replacement strategy.

---

**BC221205**

**Explanation:**

During processor/memory subsystem initialization, an error was encountered: Cannot unmap the source table section.

**Response:**

The FRU callouts are calculated at the time of the failure. See the error log for the actual replacement strategy.

---

**BC221207**

**Explanation:**

During processor/memory subsystem initialization, an error was encountered: MDRT table is not big enough to hold all entries.

**Response:**

The FRU callouts are calculated at the time of the failure. See the error log for the actual replacement strategy.

---

**BC221209**

**Explanation:**

During processor/memory subsystem initialization, an error was encountered: MDDT table is not big enough to hold all src entries.

**Response:**

The FRU callouts are calculated at the time of the failure. See the error log for the actual replacement strategy.

---

**BC22120A**

**Explanation:**

During processor/memory subsystem initialization, an error was encountered: MDDT table is not big enough to hold all src entries.

**Response:**

The FRU callouts are calculated at the time of the failure. See the error log for the actual replacement strategy.

---

**BC22120B**

**Explanation:**

During processor/memory subsystem initialization, an error was encountered: MDST table entry with page aligned is greater than 32GB.

**Response:**

The FRU callouts are calculated at the time of the failure. See the error log for the actual replacement strategy.

---

**BC22120C**

**Explanation:**

During processor/memory subsystem initialization, an error was encountered: MDDT table entry with page aligned is greater than 32GB.

**Response:**

The FRU callouts are calculated at the time of the failure. See the error log for the actual replacement strategy.

---

**BC221301**

**Explanation:**

During processor/memory subsystem initialization, an error was encountered: Unexpected data from LPC-UART interface.

**Response:**

The FRU callouts are calculated at the time of the failure. See the error log for the actual replacement strategy.

---

**BC221302**

**Explanation:**

During processor/memory subsystem initialization, an error was encountered: Timeout from LPC-UART interface.

**Response:**

The FRU callouts are calculated at the time of the failure. See the error log for the actual replacement strategy.

---

**BC221401**

**Explanation:**

During processor/memory subsystem initialization, an error was encountered: A maint command HW timed out.

**Response:**

The FRU callouts are calculated at the time of the failure. See the error log for the actual replacement strategy.

---

**BC221402****Explanation:**

During processor/memory subsystem initialization, an error was encountered: A maint command SW timed out.

**Response:**

The FRU callouts are calculated at the time of the failure. See the error log for the actual replacement strategy.

---

**BC221403****Explanation:**

Task handling mainstore init crashed.

**Response:**

The FRU callouts are calculated at the time of the failure. See the error log for the actual replacement strategy.

---

**BC221602****Explanation:**

A problem occurred during the IPL of the system.

**Response:**

The FRU callouts are calculated at the time of the failure. See the error log for the actual replacement strategy.

---

**BC221603****Explanation:**

During processor/memory subsystem initialization, an error was encountered: End of file reached.

**Response:**

The FRU callouts are calculated at the time of the failure. See the error log for the actual replacement strategy.

---

**BC221604****Explanation:**

During processor/memory subsystem initialization, an error was encountered: Unable to load LID via host interface.

**Response:**

The FRU callouts are calculated at the time of the failure. See the error log for the actual replacement strategy.

---

**BC221605****Explanation:**

During processor/memory subsystem initialization, an error was encountered: DMA message contains data for wrong LID.

**Response:**

The FRU callouts are calculated at the time of the failure. See the error log for the actual replacement strategy.

---

**BC221606****Explanation:**

During processor/memory subsystem initialization, an error was encountered: Insufficient space provided for LID by calling function.

**Response:**

The FRU callouts are calculated at the time of the failure. See the error log for the actual replacement strategy.

---

**BC221607****Explanation:**

During processor/memory subsystem initialization, an error was encountered: Invalid Message type received from service processor when transferring LID pages.

**Response:**

The FRU callouts are calculated at the time of the failure. See the error log for the actual replacement strategy.

---

**BC221608****Explanation:**

During processor/memory subsystem initialization, an error was encountered: Insufficient space provided for LID by calling function.

**Response:**

The FRU callouts are calculated at the time of the failure. See the error log for the actual replacement strategy.

---

**BC221609****Explanation:**

During processor/memory subsystem initialization, an error was encountered: Unable to unload LID via host interface.

**Response:**

The FRU callouts are calculated at the time of the failure. See the error log for the actual replacement strategy.

---

**BC22160A****Explanation:**

During processor/memory subsystem initialization, an error was encountered: Unable to find Lid.

**Response:**

The FRU callouts are calculated at the time of the failure. See the error log for the actual replacement strategy.

---

**BC22160B****Explanation:**

Firmware error during boot.

**Response:**

The FRU callouts are calculated at the time of the failure. See the error log for the actual replacement strategy.

---

**BC22160C****Explanation:**

A problem occurred during the IPL of the system.

**Response:**

The FRU callouts are calculated at the time of the failure. See the error log for the actual replacement strategy.

---

**BC22160D****Explanation:**

A problem occurred during the IPL of the system.

**Response:**

The FRU callouts are calculated at the time of the failure. See the error log for the actual replacement strategy.

---

**BC22160E****Explanation:**

A problem occurred during the IPL of the system.

**Response:**

The FRU callouts are calculated at the time of the failure. See the error log for the actual replacement strategy.

---

**BC22160F****Explanation:**

A problem occurred during the IPL of the system.

**Response:**

The FRU callouts are calculated at the time of the failure. See the error log for the actual replacement strategy.

---

**BC221610****Explanation:**

A problem occurred during the IPL of the system.

**Response:**

The FRU callouts are calculated at the time of the failure. See the error log for the actual replacement strategy.

---

**BC221611****Explanation:**

A problem occurred during the IPL of the system.

**Response:**

The FRU callouts are calculated at the time of the failure. See the error log for the actual replacement strategy.

---

**BC221612****Explanation:**

A problem occurred during the IPL of the system.

**Response:**

The FRU callouts are calculated at the time of the failure. See the error log for the actual replacement strategy.

---

**BC221613****Explanation:**

A problem occurred during the IPL of the system.

**Response:**

The FRU callouts are calculated at the time of the failure. See the error log for the actual replacement strategy.

---

**BC221615****Explanation:**

A problem occurred during the IPL of the system.

**Response:**

The FRU callouts are calculated at the time of the failure. See the error log for the actual replacement strategy.

---

**BC221616****Explanation:**

Firmware Error.

**Response:**

The FRU callouts are calculated at the time of the failure. See the error log for the actual replacement strategy.

---

**BC221617****Explanation:**

Firmware Error.

**Response:**

The FRU callouts are calculated at the time of the failure. See the error log for the actual replacement strategy.

---

**BC221618****Explanation:**

Firmware Error.

**Response:**

The FRU callouts are calculated at the time of the failure. See the error log for the actual replacement strategy.

---

**BC22161A****Explanation:**

Firmware Error.

**Response:**

The FRU callouts are calculated at the time of the failure. See the error log for the actual replacement strategy.

---

**BC22161B**

**Explanation:**

Firmware Error.

**Response:**

The FRU callouts are calculated at the time of the failure. See the error log for the actual replacement strategy.

---

**BC22161C**

**Explanation:**

Firmware encountered an internal error.

**Response:**

The FRU callouts are calculated at the time of the failure. See the error log for the actual replacement strategy.

---

**BC22161D**

**Explanation:**

Firmware load error.

**Response:**

The FRU callouts are calculated at the time of the failure. See the error log for the actual replacement strategy.

---

**BC221700**

**Explanation:**

During processor/memory subsystem initialization, an error was encountered: Request given to load payload into mirrored memory, but no mirrored memory exists at that location.

**Response:**

The FRU callouts are calculated at the time of the failure. See the error log for the actual replacement strategy.

---

**BC221701**

**Explanation:**

During processor/memory subsystem initialization, an error was encountered: Failure extending memory to after exiting cache contained mode.

**Response:**

The FRU callouts are calculated at the time of the failure. See the error log for the actual replacement strategy.

---

**BC221702**

**Explanation:**

A problem occurred during the IPL of the system.

**Response:**

The FRU callouts are calculated at the time of the failure. Examine the error log for the actual replacement strategy.

---

**BC221703**

**Explanation:**

During processor/memory subsystem initialization, an error was encountered: IStep failed, see other log(s) with the same PLID for reason.

**Response:**

The FRU callouts are calculated at the time of the failure. See the error log for the actual replacement strategy.

---

**BC221704**

**Explanation:**

A problem occurred during the IPL of the system.

**Response:**

The FRU callouts are calculated at the time of the failure. See the error log for the actual replacement strategy.

---

**BC221705**

**Explanation:**

A problem occurred during the IPL of the system.

**Response:**

The FRU callouts are calculated at the time of the failure. See the error log for the actual replacement strategy.

---

**BC221706**

**Explanation:**

During processor/memory subsystem initialization, an error was encountered: cpu\_master\_winkle returned an error.

**Response:**

The FRU callouts are calculated at the time of the failure. See the error log for the actual replacement strategy.

---

**BC221707**

**Explanation:**

A problem occurred during the IPL of the system.

**Response:**

The FRU callouts are calculated at the time of the failure. See the error log for the actual replacement strategy.

---

**BC221708**

**Explanation:**

A problem occurred during the IPL of the system.

**Response:**

The FRU callouts are calculated at the time of the failure. Examine the error log for the actual replacement strategy.

---

**BC221709****Explanation:**

During processor/memory subsystem initialization, an error was encountered: Call to getParentAffinityTarget requesting the number of EX chips with parent affinity to a core, returned an incorrect vector size, the expected size is 1.

**Response:**

The FRU callouts are calculated at the time of the failure. See the error log for the actual replacement strategy.

---

**BC22170A****Explanation:**

A problem occurred during the IPL of the system.

**Response:**

The FRU callouts are calculated at the time of the failure. See the error log for the actual replacement strategy.

---

**BC22170B****Explanation:**

A problem isolated to firmware or firmware customization occurred during the IPL of the system.

**Response:**

The FRU callouts are calculated at the time of the failure. See the error log for the actual replacement strategy.

---

**BC22170C****Explanation:**

A problem occurred during the IPL of the system.

**Response:**

The FRU callouts are calculated at the time of the failure. See the error log for the actual replacement strategy.

---

**BC22170D****Explanation:**

A problem isolated to firmware or firmware customization occurred during the IPL of the system.

**Response:**

The FRU callouts are calculated at the time of the failure. See the error log for the actual replacement strategy.

---

**BC22170E****Explanation:**

A problem isolated to firmware or firmware customization occurred during the IPL of the system.

**Response:**

The FRU callouts are calculated at the time of the failure. See the error log for the actual replacement strategy.

---

**BC221711****Explanation:**

Platform generated error. See User Data.

**Response:**

The FRU callouts are calculated at the time of the failure. See the error log for the actual replacement strategy.

---

**BC221712****Explanation:**

Platform generated error.

**Response:**

The FRU callouts are calculated at the time of the failure. See the error log for the actual replacement strategy.

---

**BC221713****Explanation:**

Platform generated error. See User Data.

**Response:**

The FRU callouts are calculated at the time of the failure. See the error log for the actual replacement strategy.

---

**BC221714****Explanation:**

A problem occurred during the IPL of the system.

**Response:**

The FRU callouts are calculated at the time of the failure. See the error log for the actual replacement strategy.

---

**BC221715****Explanation:**

A problem occurred during the IPL of the system.

**Response:**

The FRU callouts are calculated at the time of the failure. See the error log for the actual replacement strategy.

---

**BC221716****Explanation:**

A problem occurred during the IPL of the system.

**Response:**

The FRU callouts are calculated at the time of the failure. See the error log for the actual replacement strategy.

---

**BC22171A****Explanation:**

A problem occurred during the IPL of the system.



**Response:**

The FRU callouts are calculated at the time of the failure. See the error log for the actual replacement strategy.

---

**BC22171B****Explanation:**

A problem occurred during the IPL of the system.

**Response:**

The FRU callouts are calculated at the time of the failure. See the error log for the actual replacement strategy.

---

**BC22171C****Explanation:**

A problem occurred during the IPL of the system.

**Response:**

The FRU callouts are calculated at the time of the failure. See the error log for the actual replacement strategy.

---

**BC22171D****Explanation:**

Platform security problem detected.

**Response:**

The FRU callouts are calculated at the time of the failure. See the error log for the actual replacement strategy.

---

**BC22171E****Explanation:**

During processor/memory subsystem initialization, an error was encountered: There is no functional memory.

**Response:**

The FRU callouts are calculated at the time of the failure. See the error log for the actual replacement strategy.

---

**BC22171F****Explanation:**

A problem occurred during the IPL of the system.

**Response:**

The FRU callouts are calculated at the time of the failure. See the error log for the actual replacement strategy.

---

**BC221720****Explanation:**

A problem occurred during the IPL of the system.

**Response:**

The FRU callouts are calculated at the time of the failure. See the error log for the actual replacement strategy.

---

**BC221721****Explanation:**

Platform security problem detected.

**Response:**

The FRU callouts are calculated at the time of the failure. See the error log for the actual replacement strategy.

---

**BC221722****Explanation:**

Platform security problem detected.

**Response:**

The FRU callouts are calculated at the time of the failure. See the error log for the actual replacement strategy.

---

**BC221723****Explanation:**

Platform security problem detected.

**Response:**

The FRU callouts are calculated at the time of the failure. See the error log for the actual replacement strategy.

---

**BC221724****Explanation:**

Platform security problem detected.

**Response:**

The FRU callouts are calculated at the time of the failure. See the error log for the actual replacement strategy.

---

**BC221725****Explanation:**

Platform security problem detected.

**Response:**

The FRU callouts are calculated at the time of the failure. See the error log for the actual replacement strategy.

---

**BC221726****Explanation:**

Platform security problem detected.

**Response:**

The FRU callouts are calculated at the time of the failure. See the error log for the actual replacement strategy.

---

**BC221727****Explanation:**

Platform security problem detected.

**Response:**

The FRU callouts are calculated at the time of the failure. See the error log for the actual replacement strategy.

---

**BC221728****Explanation:**

Platform security problem detected.

**Response:**

The FRU callouts are calculated at the time of the failure. See the error log for the actual replacement strategy.

---

**BC221729****Explanation:**

Host firmware did not find enough hardware to continue the boot.

**Response:**

The FRU callouts are calculated at the time of the failure. See the error log for the actual replacement strategy.

---

**BC221732****Explanation:**

Illegal action during boot.

**Response:**

The FRU callouts are calculated at the time of the failure. See the error log for the actual replacement strategy.

---

**BC221735****Explanation:**

A problem occurred during the IPL of the system.

**Response:**

The FRU callouts are calculated at the time of the failure. See the error log for the actual replacement strategy.

---

**BC221736****Explanation:**

A problem occurred during the IPL of the system.

**Response:**

The FRU callouts are calculated at the time of the failure. See the error log for the actual replacement strategy.

---

**BC221737****Explanation:**

A problem occurred during the IPL of the system.

**Response:**

The FRU callouts are calculated at the time of the failure. See the error log for the actual replacement strategy.

---

**BC221738****Explanation:**

Processor Error.

**Response:**

The FRU callouts are calculated at the time of the failure. See the error log for the actual replacement strategy.

---

**BC221739****Explanation:**

A problem occurred during the IPL of the system and the system will reboot.

**Response:**

The FRU callouts are calculated at the time of the failure. See the error log for the actual replacement strategy.

---

**BC22173A****Explanation:**

A problem occurred during the IPL of the system.

**Response:**

The FRU callouts are calculated at the time of the failure. See the error log for the actual replacement strategy.

---

**BC221740****Explanation:**

During processor/memory subsystem initialization, an error was encountered: messages from other nodes have not returned in time.

**Response:**

The FRU callouts are calculated at the time of the failure. See the error log for the actual replacement strategy.

---

**BC221741****Explanation:**

During processor/memory subsystem initialization, an error was encountered: Freq attribute DATA timer thread failed.

**Response:**

The FRU callouts are calculated at the time of the failure. See the error log for the actual replacement strategy.

---

**BC221742****Explanation:**

Incompatible processor modules installed between drawers.

**Response:**

The FRU callouts are calculated at the time of the failure. See the error log for the actual replacement strategy.

---

**BC221743****Explanation:**

Incompatible processor modules installed between drawers.

**Response:**

The FRU callouts are calculated at the time of the failure. See the error log for the actual replacement strategy.

---

**BC221744****Explanation:**

Incompatible processor modules installed between drawers.

**Response:**

The FRU callouts are calculated at the time of the failure. See the error log for the actual replacement strategy.

---

**BC221745****Explanation:**

Incompatible processor modules installed between drawers.

**Response:**

The FRU callouts are calculated at the time of the failure. See the error log for the actual replacement strategy.

---

**BC221746****Explanation:**

Incompatible processor modules installed between drawers.

**Response:**

The FRU callouts are calculated at the time of the failure. See the error log for the actual replacement strategy.

---

**BC221747****Explanation:**

Host firmware did not find valid hardware to continue the boot.

**Response:**

The FRU callouts are calculated at the time of the failure. See the error log for the actual replacement strategy.

---

**BC221748****Explanation:**

Platform security problem detected.

**Response:**

The FRU callouts are calculated at the time of the failure. See the error log for the actual replacement strategy.

---

**BC221749****Explanation:**

Platform security problem detected.

**Response:**

The FRU callouts are calculated at the time of the failure. See the error log for the actual replacement strategy.

---

**BC22174A****Explanation:**

There was an error training the SMP cables.

**Response:**

The FRU callouts are calculated at the time of the failure. See the error log for the actual replacement strategy.

---

**BC22174C****Explanation:**

A problem isolated to firmware or firmware customization occurred during the IPL of the system.

**Response:**

The FRU callouts are calculated at the time of the failure. See the error log for the actual replacement strategy.

---

**BC22174D****Explanation:**

PNOR-IPMI not enabled, BMC firmware needs to be updated.

**Response:**

The FRU callouts are calculated at the time of the failure. See the error log for the actual replacement strategy.

---

**BC22174E****Explanation:**

During processor/memory subsystem initialization, an error was encountered: Kernel returned error when trying to activate core.

**Response:**

The FRU callouts are calculated at the time of the failure. See the error log for the actual replacement strategy.

---

**BC22174F****Explanation:**

Unexpected IPL firmware data load error.

**Response:**

The FRU callouts are calculated at the time of the failure. See the error log for the actual replacement strategy.

---

**BC221750****Explanation:**

Platform security problem detected.

**Response:**

The FRU callouts are calculated at the time of the failure. See the error log for the actual replacement strategy.

---

**BC221752****Explanation:**

Platform security problem detected.

**Response:**

The FRU callouts are calculated at the time of the failure. See the error log for the actual replacement strategy.

---

**BC221803**

**Explanation:**

Task analyzing HW errors has failed.

**Response:**

The FRU callouts are calculated at the time of the failure. See the error log for the actual replacement strategy.

---

**BC221804**

**Explanation:**

Task analyzing HW errors has failed.

**Response:**

The FRU callouts are calculated at the time of the failure. See the error log for the actual replacement strategy.

---

**BC221901**

**Explanation:**

A problem occurred during the IPL of the system.

**Response:**

The FRU callouts are calculated at the time of the failure. See the error log for the actual replacement strategy.

---

**BC221902**

**Explanation:**

A problem occurred during the IPL of the system.

**Response:**

The FRU callouts are calculated at the time of the failure. See the error log for the actual replacement strategy.

---

**BC221903**

**Explanation:**

A problem occurred during the IPL of the system.

**Response:**

The FRU callouts are calculated at the time of the failure. See the error log for the actual replacement strategy.

---

**BC221904**

**Explanation:**

A problem occurred during the IPL of the system.

**Response:**

The FRU callouts are calculated at the time of the failure. See the error log for the actual replacement strategy.

---

**BC22190C**

**Explanation:**

A problem occurred during the IPL of the system.

**Response:**

The FRU callouts are calculated at the time of the failure. See the error log for the actual replacement strategy.

---

**BC221A01**

**Explanation:**

During processor/memory subsystem initialization, an error was encountered.

**Response:**

The FRU callouts are calculated at the time of the failure. Examine the error log for the actual replacement strategy.

---

**BC221A02**

**Explanation:**

During processor/memory subsystem initialization, an error was encountered: HDAT Header data not as expected.

**Response:**

The FRU callouts are calculated at the time of the failure. See the error log for the actual replacement strategy.

---

**BC221A03**

**Explanation:**

During processor/memory subsystem initialization, an error was encountered: Tuple is unallocated.

**Response:**

The FRU callouts are calculated at the time of the failure. See the error log for the actual replacement strategy.

---

**BC221A04**

**Explanation:**

During processor/memory subsystem initialization, an error was encountered: Section is not valid in standalone mode.

**Response:**

The FRU callouts are calculated at the time of the failure. See the error log for the actual replacement strategy.

---

**BC221A05**

**Explanation:**

During processor/memory subsystem initialization, an error was encountered: Error mapping in memory.

**Response:**

The FRU callouts are calculated at the time of the failure. See the error log for the actual replacement strategy.

---

**BC221A08**

**Explanation:**

During processor/memory subsystem initialization, an error was encountered: There is no host data for specified kind of payload.

**Response:**

The FRU callouts are calculated at the time of the failure. See the error log for the actual replacement strategy.

---

**BC221A09****Explanation:**

During processor/memory subsystem initialization, an error was encountered.

**Response:**

The FRU callouts are calculated at the time of the failure. Examine the error log for the actual replacement strategy.

---

**BC221A0A****Explanation:**

During processor/memory subsystem initialization, an error was encountered: NACA data doesn't seem right.

**Response:**

The FRU callouts are calculated at the time of the failure. See the error log for the actual replacement strategy.

---

**BC221A0B****Explanation:**

During processor/memory subsystem initialization, an error was encountered: HDAT data block falls outside valid range.

**Response:**

The FRU callouts are calculated at the time of the failure. See the error log for the actual replacement strategy.

---

**BC221A0C****Explanation:**

During processor/memory subsystem initialization, an error was encountered: Unknown section requested.

**Response:**

The FRU callouts are calculated at the time of the failure. See the error log for the actual replacement strategy.

---

**BC221A0E****Explanation:**

During processor/memory subsystem initialization, an error was encountered.

**Response:**

The FRU callouts are calculated at the time of the failure. Examine the error log for the actual replacement strategy.

---

**BC221A0F****Explanation:**

During processor/memory subsystem initialization, an error was encountered.

**Response:**

The FRU callouts are calculated at the time of the failure. Examine the error log for the actual replacement strategy.

---

**BC221A10****Explanation:**

During processor/memory subsystem initialization, an error was encountered.

**Response:**

The FRU callouts are calculated at the time of the failure. Examine the error log for the actual replacement strategy.

---

**BC221A11****Explanation:**

During processor/memory subsystem initialization, an error was encountered.

**Response:**

The FRU callouts are calculated at the time of the failure. Examine the error log for the actual replacement strategy.

---

**BC221A12****Explanation:**

During processor/memory subsystem initialization, an error was encountered.

**Response:**

The FRU callouts are calculated at the time of the failure. Examine the error log for the actual replacement strategy.

---

**BC221A14****Explanation:**

During processor/memory subsystem initialization, an error was encountered.

**Response:**

The FRU callouts are calculated at the time of the failure. Examine the error log for the actual replacement strategy.

---

**BC221A15****Explanation:**

During processor/memory subsystem initialization, an error was encountered.

**Response:**

The FRU callouts are calculated at the time of the failure. Examine the error log for the actual replacement strategy.

---

---

**BC221A16****Explanation:**

During processor/memory subsystem initialization, an error was encountered: Could not find a valid SPIRA of any type.

**Response:**

The FRU callouts are calculated at the time of the failure. See the error log for the actual replacement strategy.

---

**BC221A18****Explanation:**

During processor/memory subsystem initialization, an error was encountered.

**Response:**

The FRU callouts are calculated at the time of the failure. Examine the error log for the actual replacement strategy.

---

**BC221A19****Explanation:**

During processor/memory subsystem initialization, an error was encountered: No associated DMI targeting target(s) found for given MEMBUF targeting target.

**Response:**

The FRU callouts are calculated at the time of the failure. See the error log for the actual replacement strategy.

---

**BC221A1A****Explanation:**

During processor/memory subsystem initialization, an error was encountered: The targeting type of the input targeting target is not supported by runtime code.

**Response:**

The FRU callouts are calculated at the time of the failure. See the error log for the actual replacement strategy.

---

**BC221A1B****Explanation:**

During processor/memory subsystem initialization, an error was encountered: No processor targeting target was found for the given targeting target.

**Response:**

The FRU callouts are calculated at the time of the failure. See the error log for the actual replacement strategy.

---

**BC221A1C****Explanation:**

Kernel failed to unmap memory.

**Response:**

The FRU callouts are calculated at the time of the failure. See the error log for the actual replacement strategy.

---

**BC221A1D****Explanation:**

During processor/memory subsystem initialization, an error was encountered: PM load complex unknown mode.

**Response:**

The FRU callouts are calculated at the time of the failure. See the error log for the actual replacement strategy.

---

**BC221A1E****Explanation:**

During processor/memory subsystem initialization, an error was encountered: HCODE scom update runtime interface not linked.

**Response:**

The FRU callouts are calculated at the time of the failure. See the error log for the actual replacement strategy.

---

**BC221A1F****Explanation:**

During processor/memory subsystem initialization, an error was encountered: HCODE SCOM update error.

**Response:**

The FRU callouts are calculated at the time of the failure. See the error log for the actual replacement strategy.

---

**BC221A20****Explanation:**

Firmware error during boot.

**Response:**

The FRU callouts are calculated at the time of the failure. See the error log for the actual replacement strategy.

---

**BC221A21****Explanation:**

Platform security problem detected.

**Response:**

The FRU callouts are calculated at the time of the failure. See the error log for the actual replacement strategy.

---

**BC221A22****Explanation:**

Platform security problem detected.

**Response:**

The FRU callouts are calculated at the time of the failure. See the error log for the actual replacement strategy.

---

**BC221A23****Explanation:**

Unexpected boot firmware error.

**Response:**

The FRU callouts are calculated at the time of the failure. See the error log for the actual replacement strategy.

---

**BC221A24****Explanation:**

Platform security problem detected.

**Response:**

The FRU callouts are calculated at the time of the failure. See the error log for the actual replacement strategy.

---

**BC221A25****Explanation:**

Platform security problem detected.

**Response:**

The FRU callouts are calculated at the time of the failure. See the error log for the actual replacement strategy.

---

**BC221A26****Explanation:**

Unexpected boot firmware error.

**Response:**

The FRU callouts are calculated at the time of the failure. See the error log for the actual replacement strategy.

---

**BC221A27****Explanation:**

During processor/memory subsystem initialization, an error was encountered: Unable to fill in HB data memory.

**Response:**

The FRU callouts are calculated at the time of the failure. See the error log for the actual replacement strategy.

---

**BC221A28****Explanation:**

Internal system error occurred.

**Response:**

The FRU callouts are calculated at the time of the failure. See the error log for the actual replacement strategy.

---

**BC221A29****Explanation:**

Internal system error occurred.

**Response:**

The FRU callouts are calculated at the time of the failure. See the error log for the actual replacement strategy.

---

**BC221A2A****Explanation:**

Platform security problem detected.

**Response:**

The FRU callouts are calculated at the time of the failure. See the error log for the actual replacement strategy.

---

**BC221A2B****Explanation:**

Platform security problem detected.

**Response:**

The FRU callouts are calculated at the time of the failure. See the error log for the actual replacement strategy.

---

**BC221A2C****Explanation:**

Platform security problem detected.

**Response:**

The FRU callouts are calculated at the time of the failure. See the error log for the actual replacement strategy.

---

**BC221A2D****Explanation:**

Platform security problem detected.

**Response:**

The FRU callouts are calculated at the time of the failure. See the error log for the actual replacement strategy.

---

**BC221A2E****Explanation:**

Platform security problem detected.

**Response:**

The FRU callouts are calculated at the time of the failure. See the error log for the actual replacement strategy.

---

**BC221A2F****Explanation:**

Platform security problem detected.

**Response:**

The FRU callouts are calculated at the time of the failure. See the error log for the actual replacement strategy.

---

**BC221A30****Explanation:**

Platform security problem detected.

**Response:**

The FRU callouts are calculated at the time of the failure. See the error log for the actual replacement strategy.

---

**BC221A31****Explanation:**

Platform security problem detected.

**Response:**

The FRU callouts are calculated at the time of the failure. See the error log for the actual replacement strategy.

---

**BC221A32****Explanation:**

During processor/memory subsystem initialization, an error was encountered: Error with Firmware Notify request.

**Response:**

The FRU callouts are calculated at the time of the failure. See the error log for the actual replacement strategy.

---

**BC221A34****Explanation:**

During processor/memory subsystem initialization, an error was encountered: SBE error recovery attempt failed.

**Response:**

The FRU callouts are calculated at the time of the failure. See the error log for the actual replacement strategy.

---

**BC221A35****Explanation:**

During processor/memory subsystem initialization, an error was encountered: SBE error recovery attempt failed.

**Response:**

The FRU callouts are calculated at the time of the failure. See the error log for the actual replacement strategy.

---

**BC221A37****Explanation:**

During processor/memory subsystem initialization, an error was encountered: The Firmware Request call failed.

**Response:**

The FRU callouts are calculated at the time of the failure. See the error log for the actual replacement strategy.

---

**BC221A38****Explanation:**

During processor/memory subsystem initialization, an error was encountered: The Firmware Request call failed.

**Response:**

The FRU callouts are calculated at the time of the failure. See the error log for the actual replacement strategy.

---

**BC221A39****Explanation:**

During processor/memory subsystem initialization, an error was encountered: The Firmware Request call failed.

**Response:**

The FRU callouts are calculated at the time of the failure. See the error log for the actual replacement strategy.

---

**BC221A3A****Explanation:**

Firmware encountered an internal error.

**Response:**

The FRU callouts are calculated at the time of the failure. See the error log for the actual replacement strategy.

---

**BC221A3B****Explanation:**

Firmware encountered an internal error.

**Response:**

The FRU callouts are calculated at the time of the failure. See the error log for the actual replacement strategy.

---

**BC221A3C****Explanation:**

During processor/memory subsystem initialization, an error was encountered: Attribute failed to update on HBRT side.

**Response:**

The FRU callouts are calculated at the time of the failure. See the error log for the actual replacement strategy.

---

**BC221A3D****Explanation:**

Hostboot attempted to reserve memory outside of allowed range.

**Response:**



The FRU callouts are calculated at the time of the failure. See the error log for the actual replacement strategy.

---

**BC221A3E****Explanation:**

During processor/memory subsystem initialization, an error was encountered: messages from other nodes have not returned in time.

**Response:**

The FRU callouts are calculated at the time of the failure. See the error log for the actual replacement strategy.

---

**BC221A3F****Explanation:**

During processor/memory subsystem initialization, an error was encountered: sendSBESystemConfig timer thread failed.

**Response:**

The FRU callouts are calculated at the time of the failure. See the error log for the actual replacement strategy.

---

**BC221A40****Explanation:**

Informational log containing historic data.

**Response:**

The FRU callouts are calculated at the time of the failure. See the error log for the actual replacement strategy.

---

**BC221A42****Explanation:**

Failure in the security subsystem.

**Response:**

The FRU callouts are calculated at the time of the failure. See the error log for the actual replacement strategy.

---

**BC221A43****Explanation:**

Failure in the security subsystem.

**Response:**

The FRU callouts are calculated at the time of the failure. See the error log for the actual replacement strategy.

---

**BC221A44****Explanation:**

Firmware error initializing system data structures during boot.

**Response:**

The FRU callouts are calculated at the time of the failure. See the error log for the actual replacement strategy.

---

**BC221B01****Explanation:**

Boot firmware has crashed with an internal error.

**Response:**

The FRU callouts are calculated at the time of the failure. See the error log for the actual replacement strategy.

---

**BC221B02****Explanation:**

Boot firmware has crashed with an internal error.

**Response:**

The FRU callouts are calculated at the time of the failure. See the error log for the actual replacement strategy.

---

**BC221B03****Explanation:**

Boot firmware has crashed with an internal error.

**Response:**

The FRU callouts are calculated at the time of the failure. See the error log for the actual replacement strategy.

---

**BC221C01****Explanation:**

During processor/memory subsystem initialization, an error was encountered.

**Response:**

The FRU callouts are calculated at the time of the failure. Examine the error log for the actual replacement strategy.

---

**BC221C02****Explanation:**

During processor/memory subsystem initialization, an error was encountered.

**Response:**

The FRU callouts are calculated at the time of the failure. Examine the error log for the actual replacement strategy.

---

**BC221C03****Explanation:**

During processor/memory subsystem initialization, an error was encountered: System configuration does not have a Parent DMI for the current centaur.

**Response:**

The FRU callouts are calculated at the time of the failure. See the error log for the actual replacement strategy.

---

**BC221C05****Explanation:**

During processor/memory subsystem initialization, an error was encountered: SUE Encountered when collecting IBSCOM Error Data.

**Response:**

The FRU callouts are calculated at the time of the failure. See the error log for the actual replacement strategy.

---

**BC221C06****Explanation:**

During processor/memory subsystem initialization, an error was encountered: Bus failure when attempting to perform IBSCOM operation. IBSCOM disabled.

**Response:**

The FRU callouts are calculated at the time of the failure. See the error log for the actual replacement strategy.

---

**BC221C07****Explanation:**

During processor/memory subsystem initialization, an error was encountered.

**Response:**

The FRU callouts are calculated at the time of the failure. Examine the error log for the actual replacement strategy.

---

**BC221C08****Explanation:**

During processor/memory subsystem initialization, an error was encountered: PIB error when attempting to perform IBSCOM operation.

**Response:**

The FRU callouts are calculated at the time of the failure. See the error log for the actual replacement strategy.

---

**BC221C09****Explanation:**

During processor/memory subsystem initialization, an error was encountered: Detected error doesn't match the address we failed on.

**Response:**

The FRU callouts are calculated at the time of the failure. See the error log for the actual replacement strategy.

---

**BC221C0A****Explanation:**

During processor/memory subsystem initialization, an error was encountered: Previous error disabled ibscom, so forcing a retry via FSI.

**Response:**

The FRU callouts are calculated at the time of the failure. See the error log for the actual replacement strategy.

---

**BC221D01****Explanation:**

A problem occurred during the IPL of the system.

**Response:**

The FRU callouts are calculated at the time of the failure. See the error log for the actual replacement strategy.

---

**BC221D03****Explanation:**

During processor/memory subsystem initialization, an error was encountered: The record enumeration did not have a corresponding string value.

**Response:**

The FRU callouts are calculated at the time of the failure. See the error log for the actual replacement strategy.

---

**BC221D04****Explanation:**

A problem occurred during the IPL of the system.

**Response:**

The FRU callouts are calculated at the time of the failure. See the error log for the actual replacement strategy.

---

**BC221D05****Explanation:**

During processor/memory subsystem initialization, an error was encountered: Record name does not match value expected for offset read.

**Response:**

The FRU callouts are calculated at the time of the failure. See the error log for the actual replacement strategy.

---

**BC221D06****Explanation:**

During processor/memory subsystem initialization, an error was encountered: Buffer for checking Presence Detect was not the correct size.

**Response:**

The FRU callouts are calculated at the time of the failure. See the error log for the actual replacement strategy.

---

**BC221D07****Explanation:**

During processor/memory subsystem initialization, an error was encountered: Invalid Basic Memory Type.

**Response:**

The FRU callouts are calculated at the time of the failure. See the error log for the actual replacement strategy.

---

**BC221D09****Explanation:**

A problem occurred during the IPL of the system.

**Response:**

The FRU callouts are calculated at the time of the failure. See the error log for the actual replacement strategy.

---

**BC221D0B****Explanation:**

A problem occurred during the IPL of the system.

**Response:**

The FRU callouts are calculated at the time of the failure. See the error log for the actual replacement strategy.

---

**BC221D0D****Explanation:**

A problem occurred during the IPL of the system.

**Response:**

The FRU callouts are calculated at the time of the failure. See the error log for the actual replacement strategy.

---

**BC221D0E****Explanation:**

A problem occurred during the IPL of the system.

**Response:**

The FRU callouts are calculated at the time of the failure. See the error log for the actual replacement strategy.

---

**BC221D0F****Explanation:**

A problem occurred during the IPL of the system.

**Response:**

The FRU callouts are calculated at the time of the failure. See the error log for the actual replacement strategy.

---

**BC221D10****Explanation:**

A problem occurred during the IPL of the system.

**Response:**

The FRU callouts are calculated at the time of the failure. See the error log for the actual replacement strategy.

---

**BC221D11****Explanation:**

A problem occurred during the IPL of the system.

**Response:**

The FRU callouts are calculated at the time of the failure. See the error log for the actual replacement strategy.

---

**BC221D13****Explanation:**

A problem occurred during the IPL of the system.

**Response:**

The FRU callouts are calculated at the time of the failure. Examine the error log for the actual replacement strategy.

---

**BC221D14****Explanation:**

A problem occurred during the IPL of the system.

**Response:**

The FRU callouts are calculated at the time of the failure. See the error log for the actual replacement strategy.

---

**BC221D15****Explanation:**

A problem occurred during the IPL of the system.

**Response:**

The FRU callouts are calculated at the time of the failure. See the error log for the actual replacement strategy.

---

**BC221D16****Explanation:**

During processor/memory subsystem initialization, an error was encountered: Requested VPD type is invalid or not supported at runtime.

**Response:**

The FRU callouts are calculated at the time of the failure. See the error log for the actual replacement strategy.

---

**BC221D18****Explanation:**

During processor/memory subsystem initialization, an error was encountered.

**Response:**

The FRU callouts are calculated at the time of the failure. Examine the error log for the actual replacement strategy.

---

**BC221D19****Explanation:**

During processor/memory subsystem initialization, an error was encountered.

**Response:**

The FRU callouts are calculated at the time of the failure. Examine the error log for the actual replacement strategy.

---

**BC221D1A****Explanation:**

During processor/memory subsystem initialization, an error was encountered: Hypervisor returned NULL address for VPD.

**Response:**

The FRU callouts are calculated at the time of the failure. See the error log for the actual replacement strategy.

---

**BC221D1B****Explanation:**

During processor/memory subsystem initialization, an error was encountered: Reserved size in memory insufficient for runtime VPD.

**Response:**

The FRU callouts are calculated at the time of the failure. See the error log for the actual replacement strategy.

---

**BC221D1C****Explanation:**

During processor/memory subsystem initialization, an error was encountered.

**Response:**

The FRU callouts are calculated at the time of the failure. Examine the error log for the actual replacement strategy.

---

**BC221D30****Explanation:**

During processor/memory subsystem initialization, an error was encountered: The VHDR was invalid.

**Response:**

The FRU callouts are calculated at the time of the failure. See the error log for the actual replacement strategy.

---

**BC221D31****Explanation:**

During processor/memory subsystem initialization, an error was encountered: Unable to resolve the VPD source (PNOR or SEEPROM).

**Response:**

The FRU callouts are calculated at the time of the failure. See the error log for the actual replacement strategy.

---

**BC221D32****Explanation:**

During processor/memory subsystem initialization, an error was encountered: writePNOR mm\_remove\_pages FLUSH failed.

**Response:**

The FRU callouts are calculated at the time of the failure. See the error log for the actual replacement strategy.

---

**BC221D33****Explanation:**

During processor/memory subsystem initialization, an error was encountered: Unexpected target type.

**Response:**

The FRU callouts are calculated at the time of the failure. See the error log for the actual replacement strategy.

---

**BC221D34****Explanation:**

During processor/memory subsystem initialization, an error was encountered: Unable to resolve the VPD destination (PNOR or SEEPROM).

**Response:**

The FRU callouts are calculated at the time of the failure. See the error log for the actual replacement strategy.

---

**BC221D35****Explanation:**

Fatal firmware boot error.

**Response:**

The FRU callouts are calculated at the time of the failure. See the error log for the actual replacement strategy.

---

**BC221D36****Explanation:**

During processor/memory subsystem initialization, an error was encountered: Invalid data length.

**Response:**

The FRU callouts are calculated at the time of the failure. See the error log for the actual replacement strategy.

---

**BC221D37****Explanation:**

During processor/memory subsystem initialization, an error was encountered: MBOX send not supported in HBRT.

**Response:**

The FRU callouts are calculated at the time of the failure. See the error log for the actual replacement strategy.

---

**BC221D3B**

**Explanation:**

During processor/memory subsystem initialization, an error was encountered: Node for VPD is too large.

**Response:**

The FRU callouts are calculated at the time of the failure. See the error log for the actual replacement strategy.

---

**BC221D3C****Explanation:**

Firmware error writing VPD.

**Response:**

The FRU callouts are calculated at the time of the failure. See the error log for the actual replacement strategy.

---

**BC221D3D****Explanation:**

Runtime vital product data update failure.

**Response:**

The FRU callouts are calculated at the time of the failure. See the error log for the actual replacement strategy.

---

**BC221D3E****Explanation:**

Firmware configuration error.

**Response:**

The FRU callouts are calculated at the time of the failure. See the error log for the actual replacement strategy.

---

**BC221D3F****Explanation:**

Firmware error during boot.

**Response:**

The FRU callouts are calculated at the time of the failure. See the error log for the actual replacement strategy.

---

**BC221E01****Explanation:**

During processor/memory subsystem initialization, an error was encountered.

**Response:**

The FRU callouts are calculated at the time of the failure. Examine the error log for the actual replacement strategy.

---

**BC221E02****Explanation:**

During processor/memory subsystem initialization, an error was encountered.

**Response:**

The FRU callouts are calculated at the time of the failure. Examine the error log for the actual replacement strategy.

---

**BC221E03****Explanation:**

A problem occurred during the IPL of the system.

**Response:**

The FRU callouts are calculated at the time of the failure. Examine the error log for the actual replacement strategy.

---

**BC221E05****Explanation:**

A problem occurred during the IPL of the system.

**Response:**

The FRU callouts are calculated at the time of the failure. See the error log for the actual replacement strategy.

---

**BC221E06****Explanation:**

A problem occurred during the IPL of the system.

**Response:**

The FRU callouts are calculated at the time of the failure. Examine the error log for the actual replacement strategy.

---

**BC221E07****Explanation:**

Secure Boot firmware validation failed.

**Response:**

The FRU callouts are calculated at the time of the failure. See the error log for the actual replacement strategy.

---

**BC221E09****Explanation:**

Unexpected internal firmware error.

**Response:**

The FRU callouts are calculated at the time of the failure. See the error log for the actual replacement strategy.

---

**BC221E0B****Explanation:**

Security failure occurred during the IPL of the system.

**Response:**

The FRU callouts are calculated at the time of the failure. See the error log for the actual replacement strategy.

---

**BC221E0C****Explanation:**

Boot firmware integrity issue; Reinstall boot firmware.

**Response:**

The FRU callouts are calculated at the time of the failure. See the error log for the actual replacement strategy.

---

**BC221E0D****Explanation:**

Firmware Error.

**Response:**

The FRU callouts are calculated at the time of the failure. See the error log for the actual replacement strategy.

---

**BC221E0E****Explanation:**

Platform security problem detected.

**Response:**

The FRU callouts are calculated at the time of the failure. See the error log for the actual replacement strategy.

---

**BC221E0F****Explanation:**

Firmware Error.

**Response:**

The FRU callouts are calculated at the time of the failure. See the error log for the actual replacement strategy.

---

**BC221E10****Explanation:**

Firmware Error.

**Response:**

The FRU callouts are calculated at the time of the failure. See the error log for the actual replacement strategy.

---

**BC221E11****Explanation:**

Firmware Error.

**Response:**

The FRU callouts are calculated at the time of the failure. See the error log for the actual replacement strategy.

---

**BC221E12****Explanation:**

Firmware Error.

**Response:**

The FRU callouts are calculated at the time of the failure. See the error log for the actual replacement strategy.

---

**BC221E13****Explanation:**

Boot firmware integrity issue; Reinstall boot firmware.

**Response:**

The FRU callouts are calculated at the time of the failure. See the error log for the actual replacement strategy.

---

**BC221E14****Explanation:**

Secure Boot failure.

**Response:**

The FRU callouts are calculated at the time of the failure. See the error log for the actual replacement strategy.

---

**BC221E15****Explanation:**

Planar jumper configuration.

**Response:**

The FRU callouts are calculated at the time of the failure. See the error log for the actual replacement strategy.

---

**BC221E16****Explanation:**

A problem occurred during the IPL of the system.

**Response:**

The FRU callouts are calculated at the time of the failure. See the error log for the actual replacement strategy.

---

**BC221E17****Explanation:**

Could not allocate any requested SMF memory.

**Response:**

The FRU callouts are calculated at the time of the failure. See the error log for the actual replacement strategy.

---

**BC221E18****Explanation:**

SMF secure memory allocation request altered to satisfy memory allocation rules.

**Response:**

The FRU callouts are calculated at the time of the failure. See the error log for the actual replacement strategy.

---

**BC221E20****Explanation:**

Secure Boot failure.

**Response:**

The FRU callouts are calculated at the time of the failure. See the error log for the actual replacement strategy.

---

---

**BC221E21****Explanation:**

Secure Boot failure.

**Response:**

The FRU callouts are calculated at the time of the failure. See the error log for the actual replacement strategy.

---

**BC221E22****Explanation:**

Secure Boot failure.

**Response:**

The FRU callouts are calculated at the time of the failure. See the error log for the actual replacement strategy.

---

**BC221E23****Explanation:**

Secure Boot failure.

**Response:**

The FRU callouts are calculated at the time of the failure. See the error log for the actual replacement strategy.

---

**BC221E24****Explanation:**

Secure Boot failure.

**Response:**

The FRU callouts are calculated at the time of the failure. See the error log for the actual replacement strategy.

---

**BC221E25****Explanation:**

Secure Boot failure.

**Response:**

The FRU callouts are calculated at the time of the failure. See the error log for the actual replacement strategy.

---

**BC221E26****Explanation:**

Secure Boot failure.

**Response:**

The FRU callouts are calculated at the time of the failure. See the error log for the actual replacement strategy.

---

**BC221E27****Explanation:**

Secure Boot failure.

**Response:**

The FRU callouts are calculated at the time of the failure. See the error log for the actual replacement strategy.

---

**BC221E28****Explanation:**

Secure Boot failure.

**Response:**

The FRU callouts are calculated at the time of the failure. See the error log for the actual replacement strategy.

---

**BC221E29****Explanation:**

Secure Boot failure.

**Response:**

The FRU callouts are calculated at the time of the failure. See the error log for the actual replacement strategy.

---

**BC221E2A****Explanation:**

Secure Boot failure.

**Response:**

The FRU callouts are calculated at the time of the failure. See the error log for the actual replacement strategy.

---

**BC221E2B****Explanation:**

Secure Boot failure.

**Response:**

The FRU callouts are calculated at the time of the failure. See the error log for the actual replacement strategy.

---

**BC221E2D****Explanation:**

During processor/memory subsystem initialization, an error was encountered: Could not fetch primary TPM's Log.

**Response:**

The FRU callouts are calculated at the time of the failure. See the error log for the actual replacement strategy.

---

**BC221E30****Explanation:**

Trusted Boot failure.

**Response:**

The FRU callouts are calculated at the time of the failure. See the error log for the actual replacement strategy.

---

**BC221E31**

**Explanation:**

Trusted Boot failure.

**Response:**

The FRU callouts are calculated at the time of the failure. See the error log for the actual replacement strategy.

---

**BC221E32****Explanation:**

Trusted Boot failure.

**Response:**

The FRU callouts are calculated at the time of the failure. See the error log for the actual replacement strategy.

---

**BC221E33****Explanation:**

Trusted Boot failure.

**Response:**

The FRU callouts are calculated at the time of the failure. See the error log for the actual replacement strategy.

---

**BC221E34****Explanation:**

Trusted Boot failure.

**Response:**

The FRU callouts are calculated at the time of the failure. See the error log for the actual replacement strategy.

---

**BC221E41****Explanation:**

A problem occurred during the IPL of the system.

**Response:**

The FRU callouts are calculated at the time of the failure. See the error log for the actual replacement strategy.

---

**BC221E42****Explanation:**

A problem occurred during the IPL of the system.

**Response:**

The FRU callouts are calculated at the time of the failure. See the error log for the actual replacement strategy.

---

**BC221E43****Explanation:**

A problem occurred during the IPL of the system.

**Response:**

The FRU callouts are calculated at the time of the failure. See the error log for the actual replacement strategy.

---

**BC221E44****Explanation:**

Physical Presence was Asserted.

**Response:**

The FRU callouts are calculated at the time of the failure. See the error log for the actual replacement strategy.

---

**BC221E45****Explanation:**

Re-IPLing to open a Physical Presence Window.

**Response:**

The FRU callouts are calculated at the time of the failure. See the error log for the actual replacement strategy.

---

**BC221E46****Explanation:**

A problem occurred during the IPL of the system.

**Response:**

The FRU callouts are calculated at the time of the failure. See the error log for the actual replacement strategy.

---

**BC221E47****Explanation:**

Detected Special Key Clear Request.

**Response:**

The FRU callouts are calculated at the time of the failure. See the error log for the actual replacement strategy.

---

**BC221EA0****Explanation:**

During processor/memory subsystem initialization, an error was encountered: Invalid operation type.

**Response:**

The FRU callouts are calculated at the time of the failure. See the error log for the actual replacement strategy.

---

**BC221EA1****Explanation:**

During processor/memory subsystem initialization, an error was encountered: No Trusted Platform Modules (TPM) found in system.

**Response:**

The FRU callouts are calculated at the time of the failure. See the error log for the actual replacement strategy.

---

**BC221EA2****Explanation:**



During processor/memory subsystem initialization, an error was encountered: Command failure reading Trusted Platform Module (TPM) FW version.

**Response:**

The FRU callouts are calculated at the time of the failure. See the error log for the actual replacement strategy.

---

**BC221EA3**

**Explanation:**

During processor/memory subsystem initialization, an error was encountered: Command failure reading Trusted Platform Module (TPM) FW version.

**Response:**

The FRU callouts are calculated at the time of the failure. See the error log for the actual replacement strategy.

---

**BC221EA4**

**Explanation:**

During processor/memory subsystem initialization, an error was encountered: Command failure reading Trusted Platform Module (TPM) FW version.

**Response:**

The FRU callouts are calculated at the time of the failure. See the error log for the actual replacement strategy.

---

**BC221EA5**

**Explanation:**

During processor/memory subsystem initialization, an error was encountered: Command failure reading Trusted Platform Module (TPM) FW version.

**Response:**

The FRU callouts are calculated at the time of the failure. See the error log for the actual replacement strategy.

---

**BC221EA6**

**Explanation:**

During processor/memory subsystem initialization, an error was encountered: Unsupported command code during marshal.

**Response:**

The FRU callouts are calculated at the time of the failure. See the error log for the actual replacement strategy.

---

**BC221EA7**

**Explanation:**

During processor/memory subsystem initialization, an error was encountered: Marshaling error detected.

**Response:**

The FRU callouts are calculated at the time of the failure. See the error log for the actual replacement strategy.

---

**BC221EA8**

**Explanation:**

During processor/memory subsystem initialization, an error was encountered: Unsupported command code during unmarshal.

**Response:**

The FRU callouts are calculated at the time of the failure. See the error log for the actual replacement strategy.

---

**BC221EA9**

**Explanation:**

During processor/memory subsystem initialization, an error was encountered: Unmarshaling error detected.

**Response:**

The FRU callouts are calculated at the time of the failure. See the error log for the actual replacement strategy.

---

**BC221EAA**

**Explanation:**

During processor/memory subsystem initialization, an error was encountered: TPM log buffer add failure.

**Response:**

The FRU callouts are calculated at the time of the failure. See the error log for the actual replacement strategy.

---

**BC221F01**

**Explanation:**

During processor/memory subsystem initialization, an error was encountered: IPC service provider received an unexpected message.

**Response:**

The FRU callouts are calculated at the time of the failure. See the error log for the actual replacement strategy.

---

**BC222101**

**Explanation:**

During processor/memory subsystem initialization, an error was encountered.

**Response:**

The FRU callouts are calculated at the time of the failure. Examine the error log for the actual replacement strategy.

---

**BC222102**

**Explanation:**

During processor/memory subsystem initialization, an error was encountered.

**Response:**

The FRU callouts are calculated at the time of the failure. Examine the error log for the actual replacement strategy.

---

**BC222201****Explanation:**

A problem occurred while updating processor boot code.

**Response:**

The FRU callouts are calculated at the time of the failure. See the error log for the actual replacement strategy.

---

**BC222202****Explanation:**

A problem occurred while updating processor boot code.

**Response:**

The FRU callouts are calculated at the time of the failure. See the error log for the actual replacement strategy.

---

**BC222203****Explanation:**

A problem occurred while updating processor boot code.

**Response:**

The FRU callouts are calculated at the time of the failure. See the error log for the actual replacement strategy.

---

**BC222204****Explanation:**

A problem occurred while updating processor boot code.

**Response:**

The FRU callouts are calculated at the time of the failure. See the error log for the actual replacement strategy.

---

**BC222206****Explanation:**

A problem occurred while updating processor boot code.

**Response:**

The FRU callouts are calculated at the time of the failure. See the error log for the actual replacement strategy.

---

**BC222207****Explanation:**

A problem occurred while updating processor boot code.

**Response:**

The FRU callouts are calculated at the time of the failure. See the error log for the actual replacement strategy.

---

**BC222208****Explanation:**

A problem occurred while updating processor boot code.

**Response:**

The FRU callouts are calculated at the time of the failure. See the error log for the actual replacement strategy.

---

**BC22220A****Explanation:**

A problem occurred while updating processor boot code.

**Response:**

The FRU callouts are calculated at the time of the failure. See the error log for the actual replacement strategy.

---

**BC22220B****Explanation:**

A problem occurred while updating processor boot code.

**Response:**

The FRU callouts are calculated at the time of the failure. See the error log for the actual replacement strategy.

---

**BC22220D****Explanation:**

A problem occurred while updating processor boot code.

**Response:**

The FRU callouts are calculated at the time of the failure. See the error log for the actual replacement strategy.

---

**BC22220E****Explanation:**

During processor/memory subsystem initialization, an error was encountered: Invalid Boot SEEPROM Side Found.

**Response:**

The FRU callouts are calculated at the time of the failure. See the error log for the actual replacement strategy.

---

**BC22220F****Explanation:**

ECC or Data Mismatch Fail Reading Back Self Boot Engine (SBE) Version Information.

**Response:**

The FRU callouts are calculated at the time of the failure. See the error log for the actual replacement strategy.

---

**BC222210****Explanation:**

A problem occurred while updating processor boot code.

**Response:**

The FRU callouts are calculated at the time of the failure. See the error log for the actual replacement strategy.

---

**BC222211****Explanation:**

A problem occurred while updating processor boot code.

**Response:**

The FRU callouts are calculated at the time of the failure. See the error log for the actual replacement strategy.

---

**BC222212****Explanation:**

Successful Update of Self Boot Engine (SBE) SEEPROM SBE Version Information.

**Response:**

The FRU callouts are calculated at the time of the failure. See the error log for the actual replacement strategy.

---

**BC222213****Explanation:**

Self Boot Engine (SBE) Version Mismatch with Master Target.

**Response:**

The FRU callouts are calculated at the time of the failure. See the error log for the actual replacement strategy.

---

**BC222214****Explanation:**

During processor/memory subsystem initialization, an error was encountered: Error Associated with Updating this Target.

**Response:**

The FRU callouts are calculated at the time of the failure. See the error log for the actual replacement strategy.

---

**BC222215****Explanation:**

Self Boot Engine (SBE) Image Version Mismatch with Master Target.

**Response:**

The FRU callouts are calculated at the time of the failure. See the error log for the actual replacement strategy.

---

**BC222216****Explanation:**

A problem occurred while updating processor boot code.

**Response:**

The FRU callouts are calculated at the time of the failure. See the error log for the actual replacement strategy.

---

**BC222217****Explanation:**

Unsupported system configuration.

**Response:**

The FRU callouts are calculated at the time of the failure. See the error log for the actual replacement strategy.

---

**BC222218****Explanation:**

Unsupported system configuration.

**Response:**

The FRU callouts are calculated at the time of the failure. See the error log for the actual replacement strategy.

---

**BC222219****Explanation:**

A problem occurred while updating processor boot code.

**Response:**

The FRU callouts are calculated at the time of the failure. See the error log for the actual replacement strategy.

---

**BC22221A****Explanation:**

A problem occurred while updating processor boot code.

**Response:**

The FRU callouts are calculated at the time of the failure. See the error log for the actual replacement strategy.

---

**BC22221B****Explanation:**

SBE is not being updated.

**Response:**

The FRU callouts are calculated at the time of the failure. See the error log for the actual replacement strategy.

---

**BC22221D****Explanation:**

Chip level is invalid.

**Response:**

The FRU callouts are calculated at the time of the failure. See the error log for the actual replacement strategy.

---

**BC22221E****Explanation:**

A problem occurred while updating processor boot code.

**Response:**

The FRU callouts are calculated at the time of the failure. See the error log for the actual replacement strategy.

---

**BC22221F****Explanation:**

A problem occurred while updating processor boot code.

**Response:**

The FRU callouts are calculated at the time of the failure. See the error log for the actual replacement strategy.

---

**BC222300****Explanation:**

A problem occurred during the IPL of the system.

**Response:**

The FRU callouts are calculated at the time of the failure. See the error log for the actual replacement strategy.

---

**BC222301****Explanation:**

A problem occurred during the IPL of the system.

**Response:**

The FRU callouts are calculated at the time of the failure. See the error log for the actual replacement strategy.

---

**BC222302****Explanation:**

A problem occurred during the IPL of the system.

**Response:**

The FRU callouts are calculated at the time of the failure. See the error log for the actual replacement strategy.

---

**BC222303****Explanation:**

A problem occurred during the IPL of the system.

**Response:**

The FRU callouts are calculated at the time of the failure. See the error log for the actual replacement strategy.

---

**BC222310****Explanation:**

A problem occurred during the IPL of the system.

**Response:**

The FRU callouts are calculated at the time of the failure. See the error log for the actual replacement strategy.

---

**BC222401****Explanation:**

Firmware error accessing internal bus during IPL.

**Response:**

The FRU callouts are calculated at the time of the failure. See the error log for the actual replacement strategy.

---

**BC222402****Explanation:**

Hardware error accessing internal bus during IPL.

**Response:**

The FRU callouts are calculated at the time of the failure. See the error log for the actual replacement strategy.

---

**BC222403****Explanation:**

Firmware error accessing internal bus during IPL.

**Response:**

The FRU callouts are calculated at the time of the failure. See the error log for the actual replacement strategy.

---

**BC222404****Explanation:**

Error(s) found in OPB Status Register.

**Response:**

The FRU callouts are calculated at the time of the failure. See the error log for the actual replacement strategy.

---

**BC222405****Explanation:**

Unsupported Reset Level requested.

**Response:**

The FRU callouts are calculated at the time of the failure. See the error log for the actual replacement strategy.

---

**BC222406****Explanation:**

Firmware error during boot flash diagnostics.

**Response:**

The FRU callouts are calculated at the time of the failure. See the error log for the actual replacement strategy.

---

**BC222407**

**Explanation:**

Firmware error during boot flash diagnostics.

**Response:**

The FRU callouts are calculated at the time of the failure. See the error log for the actual replacement strategy.

---

**BC222408**

**Explanation:**

Firmware error during boot flash diagnostics.

**Response:**

The FRU callouts are calculated at the time of the failure. See the error log for the actual replacement strategy.

---

**BC222409**

**Explanation:**

Firmware error during boot flash diagnostics.

**Response:**

The FRU callouts are calculated at the time of the failure. See the error log for the actual replacement strategy.

---

**BC22240A**

**Explanation:**

Error(s) found in LPCHC Status Register.

**Response:**

The FRU callouts are calculated at the time of the failure. See the error log for the actual replacement strategy.

---

**BC222501**

**Explanation:**

Firmware error during system boot.

**Response:**

The FRU callouts are calculated at the time of the failure. See the error log for the actual replacement strategy.

---

**BC222502**

**Explanation:**

Firmware error.

**Response:**

The FRU callouts are calculated at the time of the failure. See the error log for the actual replacement strategy.

---

**BC222503**

**Explanation:**

Firmware error during IPMI event handling.

**Response:**

The FRU callouts are calculated at the time of the failure. See the error log for the actual replacement strategy.

---

**BC222504**

**Explanation:**

During processor/memory subsystem initialization, an error was encountered: Command not valid for this sensor.

**Response:**

The FRU callouts are calculated at the time of the failure. See the error log for the actual replacement strategy.

---

**BC222505**

**Explanation:**

During processor/memory subsystem initialization, an error was encountered: Set sensor reading command failed.

**Response:**

The FRU callouts are calculated at the time of the failure. See the error log for the actual replacement strategy.

---

**BC222506**

**Explanation:**

During processor/memory subsystem initialization, an error was encountered: Set sensor reading command failed.

**Response:**

The FRU callouts are calculated at the time of the failure. See the error log for the actual replacement strategy.

---

**BC222507**

**Explanation:**

During processor/memory subsystem initialization, an error was encountered: Requested sensor is not present.

**Response:**

The FRU callouts are calculated at the time of the failure. See the error log for the actual replacement strategy.

---

**BC222508**

**Explanation:**

During processor/memory subsystem initialization, an error was encountered: Set sensor reading command failed.

**Response:**

The FRU callouts are calculated at the time of the failure. See the error log for the actual replacement strategy.

---

**BC222509****Explanation:**

Unexpected IPMI completion code from the BMC.

**Response:**

The FRU callouts are calculated at the time of the failure. See the error log for the actual replacement strategy.

---

**BC22250A****Explanation:**

The DCMI command to retrieve the power limit data from the BMC has failed, the user defined power limit cannot be applied.

**Response:**

The FRU callouts are calculated at the time of the failure. See the error log for the actual replacement strategy.

---

**BC22250B****Explanation:**

Request to get sensor reading IPMI completion code can be seen in userdata1 field of the log.

**Response:**

The FRU callouts are calculated at the time of the failure. See the error log for the actual replacement strategy.

---

**BC22250C****Explanation:**

During processor/memory subsystem initialization, an error was encountered: Request to get sensor type form the bmc failed.

**Response:**

The FRU callouts are calculated at the time of the failure. See the error log for the actual replacement strategy.

---

**BC22250D****Explanation:**

Unable to determine sensor information.

**Response:**

The FRU callouts are calculated at the time of the failure. See the error log for the actual replacement strategy.

---

**BC22250E****Explanation:**

During processor/memory subsystem initialization, an error was encountered: VPD data is invalid size.

**Response:**

The FRU callouts are calculated at the time of the failure. See the error log for the actual replacement strategy.

---

**BC22250F****Explanation:**

The passed in sensor number is not valid.

**Response:**

The FRU callouts are calculated at the time of the failure. See the error log for the actual replacement strategy.

---

**BC222510****Explanation:**

Unable to find a valid sensor setting.

**Response:**

The FRU callouts are calculated at the time of the failure. See the error log for the actual replacement strategy.

---

**BC222601****Explanation:**

During processor/memory subsystem initialization, an error was encountered: OCC is not valid.

**Response:**

The FRU callouts are calculated at the time of the failure. See the error log for the actual replacement strategy.

---

**BC222602****Explanation:**

During processor/memory subsystem initialization, an error was encountered: Throttle numerator calculated doesn't meet min utilization.

**Response:**

The FRU callouts are calculated at the time of the failure. See the error log for the actual replacement strategy.

---

**BC222603****Explanation:**

During processor/memory subsystem initialization, an error was encountered: Throttle HW procedure calculated an invalid numerator value.

**Response:**

The FRU callouts are calculated at the time of the failure. See the error log for the actual replacement strategy.

---

**BC222605****Explanation:**

During processor/memory subsystem initialization, an error was encountered: OCC not ready for target state.

**Response:**

The FRU callouts are calculated at the time of the failure. See the error log for the actual replacement strategy.

---

**BC222606****Explanation:**

During processor/memory subsystem initialization, an error was encountered: Unable to read attributes.

**Response:**

The FRU callouts are calculated at the time of the failure. See the error log for the actual replacement strategy.

---

**BC22260E****Explanation:**

During processor/memory subsystem initialization, an error was encountered: Unable to send cmd to OCC exception.

**Response:**

The FRU callouts are calculated at the time of the failure. See the error log for the actual replacement strategy.

---

**BC222616****Explanation:**

During processor/memory subsystem initialization, an error was encountered: Homer pointer is nullptr, unable to communicate with the OCCs. Leaving system in safe mode.

**Response:**

The FRU callouts are calculated at the time of the failure. See the error log for the actual replacement strategy.

---

**BC222618****Explanation:**

During processor/memory subsystem initialization, an error was encountered: Invalid response length received.

**Response:**

The FRU callouts are calculated at the time of the failure. See the error log for the actual replacement strategy.

---

**BC222619****Explanation:**

During processor/memory subsystem initialization, an error was encountered: OCC response had checksum failure.

**Response:**

The FRU callouts are calculated at the time of the failure. See the error log for the actual replacement strategy.

---

**BC22261B****Explanation:**

During processor/memory subsystem initialization, an error was encountered: Invalid length in OCC response.

**Response:**

The FRU callouts are calculated at the time of the failure. See the error log for the actual replacement strategy.

---

**BC22261C****Explanation:**

During processor/memory subsystem initialization, an error was encountered: Invalid POLL response length.

**Response:**

The FRU callouts are calculated at the time of the failure. See the error log for the actual replacement strategy.

---

**BC22261D****Explanation:**

During processor/memory subsystem initialization, an error was encountered: Bad FRU data received in OCC error log.

**Response:**

The FRU callouts are calculated at the time of the failure. See the error log for the actual replacement strategy.

---

**BC222622****Explanation:**

During processor/memory subsystem initialization, an error was encountered: Invalid role is POLL response.

**Response:**

The FRU callouts are calculated at the time of the failure. See the error log for the actual replacement strategy.

---

**BC222623****Explanation:**

During processor/memory subsystem initialization, an error was encountered: Invalid OCC state requested.

**Response:**

The FRU callouts are calculated at the time of the failure. See the error log for the actual replacement strategy.

---

**BC222624****Explanation:**

During processor/memory subsystem initialization, an error was encountered: OCC comm not established or command is not supported.

**Response:**

The FRU callouts are calculated at the time of the failure. See the error log for the actual replacement strategy.

---

**BC222625****Explanation:**

During processor/memory subsystem initialization, an error was encountered: OCCs were not loaded/started successfully.

**Response:**

The FRU callouts are calculated at the time of the failure. See the error log for the actual replacement strategy.

---

**BC222626****Explanation:**

During processor/memory subsystem initialization, an error was encountered: OCC did not change to requested state.

**Response:**

The FRU callouts are calculated at the time of the failure. See the error log for the actual replacement strategy.

---

**BC222635****Explanation:**

During processor/memory subsystem initialization, an error was encountered: Timeout waiting for OCC response.

**Response:**

The FRU callouts are calculated at the time of the failure. See the error log for the actual replacement strategy.

---

**BC222645****Explanation:**

During processor/memory subsystem initialization, an error was encountered: No OCC target found for proc Target,.

**Response:**

The FRU callouts are calculated at the time of the failure. See the error log for the actual replacement strategy.

---

**BC222655****Explanation:**

During processor/memory subsystem initialization, an error was encountered: No OCC master was found.

**Response:**

The FRU callouts are calculated at the time of the failure. See the error log for the actual replacement strategy.

---

**BC222656****Explanation:**

During processor/memory subsystem initialization, an error was encountered: OCC reset threshold reached. Leaving OCCs in reset state.

---

**Response:**

The FRU callouts are calculated at the time of the failure. See the error log for the actual replacement strategy.

---

**BC222663****Explanation:**

During processor/memory subsystem initialization, an error was encountered: Invalid OCC error log data.

**Response:**

The FRU callouts are calculated at the time of the failure. See the error log for the actual replacement strategy.

---

**BC22267D****Explanation:**

During processor/memory subsystem initialization, an error was encountered: Bad FRU data received in OCC error log.

**Response:**

The FRU callouts are calculated at the time of the failure. See the error log for the actual replacement strategy.

---

**BC22267F****Explanation:**

During processor/memory subsystem initialization, an error was encountered: No FRU callouts found for non-info OCC Error.

**Response:**

The FRU callouts are calculated at the time of the failure. See the error log for the actual replacement strategy.

---

**BC222701****Explanation:**

During processor/memory subsystem initialization, an error was encountered: Invalid operation type.

**Response:**

The FRU callouts are calculated at the time of the failure. See the error log for the actual replacement strategy.

---

**BC222702****Explanation:**

A problem was detected during the IPL of the system: Device type not supported.

**Response:**

The FRU callouts are calculated at the time of the failure. See the error log for the actual replacement strategy.

---

**BC222703****Explanation:**



During processor/memory subsystem initialization, an error was encountered: Trusted Platform Module (TPM) attribute was not found.

**Response:**

The FRU callouts are calculated at the time of the failure. See the error log for the actual replacement strategy.

---

**BC222704**

**Explanation:**

During processor/memory subsystem initialization, an error was encountered: Invalid Trusted Platform Module (TPM) chip to access.

**Response:**

The FRU callouts are calculated at the time of the failure. See the error log for the actual replacement strategy.

---

**BC222705**

**Explanation:**

During processor/memory subsystem initialization, an error was encountered: I2C master entity path doesn't exist.

**Response:**

The FRU callouts are calculated at the time of the failure. See the error log for the actual replacement strategy.

---

**BC222706**

**Explanation:**

During processor/memory subsystem initialization, an error was encountered: I2C master path target is null.

**Response:**

The FRU callouts are calculated at the time of the failure. See the error log for the actual replacement strategy.

---

**BC222707**

**Explanation:**

During processor/memory subsystem initialization, an error was encountered: Invalid address offset size.

**Response:**

The FRU callouts are calculated at the time of the failure. See the error log for the actual replacement strategy.

---

**BC222708**

**Explanation:**

A problem occurred during the IPL of the system: Trusted Platform Module (TPM) buffer is too large.

**Response:**

The FRU callouts are calculated at the time of the failure. See the error log for the actual replacement strategy.

---

**BC222709**

**Explanation:**

A problem occurred during the IPL of the system: Trusted Platform Module (TPM) underflow.

**Response:**

The FRU callouts are calculated at the time of the failure. See the error log for the actual replacement strategy.

---

**BC22270A**

**Explanation:**

A problem occurred during the IPL of the system: Trusted Platform Module (TPM) timeout.

**Response:**

The FRU callouts are calculated at the time of the failure. See the error log for the actual replacement strategy.

---

**BC22270B**

**Explanation:**

During processor/memory subsystem initialization, an error was encountered: Invalid operation type.

**Response:**

The FRU callouts are calculated at the time of the failure. See the error log for the actual replacement strategy.

---

**BC22270C**

**Explanation:**

During processor/memory subsystem initialization, an error was encountered: Invalid address offset size.

**Response:**

The FRU callouts are calculated at the time of the failure. See the error log for the actual replacement strategy.

---

**BC22270D**

**Explanation:**

A trusted platform module (TPM) that was expected to be present was not detected properly.

**Response:**

The FRU callouts are calculated at the time of the failure. See the error log for the actual replacement strategy.

---

**BC22270E**

**Explanation:**

Trusted boot problem detected.

**Response:**

The FRU callouts are calculated at the time of the failure. See the error log for the actual replacement strategy.

---

**BC22270F**

**Explanation:**

Trusted boot problem detected.

**Response:**

The FRU callouts are calculated at the time of the failure. See the error log for the actual replacement strategy.

---

**BC222710****Explanation:**

Unexpected trusted boot related failure.

**Response:**

The FRU callouts are calculated at the time of the failure. See the error log for the actual replacement strategy.

---

**BC222711****Explanation:**

Unexpected trusted boot related failure.

**Response:**

The FRU callouts are calculated at the time of the failure. See the error log for the actual replacement strategy.

---

**BC222801****Explanation:**

Firmware error communicating with boot device.

**Response:**

The FRU callouts are calculated at the time of the failure. See the error log for the actual replacement strategy.

---

**BC222802****Explanation:**

Firmware error communicating with boot device.

**Response:**

The FRU callouts are calculated at the time of the failure. See the error log for the actual replacement strategy.

---

**BC222803****Explanation:**

Firmware error communicating with boot device.

**Response:**

The FRU callouts are calculated at the time of the failure. See the error log for the actual replacement strategy.

---

**BC222804****Explanation:**

Firmware error communicating with boot device.

**Response:**

The FRU callouts are calculated at the time of the failure. See the error log for the actual replacement strategy.

---

**BC222806****Explanation:**

Firmware logic bug detected.

**Response:**

The FRU callouts are calculated at the time of the failure. See the error log for the actual replacement strategy.

---

**BC222810****Explanation:**

During processor/memory subsystem initialization, an error was encountered: Timeout waiting for upstream FIFO to have room to write.

**Response:**

The FRU callouts are calculated at the time of the failure. See the error log for the actual replacement strategy.

---

**BC222811****Explanation:**

During processor/memory subsystem initialization, an error was encountered: EOT not received before downstream buffer full.

**Response:**

The FRU callouts are calculated at the time of the failure. See the error log for the actual replacement strategy.

---

**BC222812****Explanation:**

During processor/memory subsystem initialization, an error was encountered: The distance to the status header is not within the response buffer.

**Response:**

The FRU callouts are calculated at the time of the failure. See the error log for the actual replacement strategy.

---

**BC222813****Explanation:**

During processor/memory subsystem initialization, an error was encountered: Status header does not start with magic number or non-zero primary or secondary status.

**Response:**

The FRU callouts are calculated at the time of the failure. See the error log for the actual replacement strategy.

---

**BC222814****Explanation:**

During processor/memory subsystem initialization, an error was encountered: Timeout waiting for downstream FIFO to have data to receive.

**Response:**

The FRU callouts are calculated at the time of the failure. See the error log for the actual replacement strategy.

---

**BC222815****Explanation:**

Firmware error communicating with boot device.

**Response:**

The FRU callouts are calculated at the time of the failure. See the error log for the actual replacement strategy.

---

**BC222816****Explanation:**

Firmware error communicating with boot device.

**Response:**

The FRU callouts are calculated at the time of the failure. See the error log for the actual replacement strategy.

---

**BC222817****Explanation:**

Firmware error communicating with boot device.

**Response:**

The FRU callouts are calculated at the time of the failure. See the error log for the actual replacement strategy.

---

**BC222818****Explanation:**

Firmware error communicating with boot device.

**Response:**

The FRU callouts are calculated at the time of the failure. See the error log for the actual replacement strategy.

---

**BC222819****Explanation:**

Firmware error communicating with boot device.

**Response:**

The FRU callouts are calculated at the time of the failure. See the error log for the actual replacement strategy.

---

**BC22281A****Explanation:**

During processor/memory subsystem initialization, an error was encountered: If the size of the FFDC package exceeds our allocated buffer size, we log it.

**Response:**

The FRU callouts are calculated at the time of the failure. See the error log for the actual replacement strategy.

---

**BC222831****Explanation:**

Firmware error communicating with boot device.

**Response:**

The FRU callouts are calculated at the time of the failure. See the error log for the actual replacement strategy.

---

**BC222832****Explanation:**

Firmware error communicating with boot device.

**Response:**

The FRU callouts are calculated at the time of the failure. See the error log for the actual replacement strategy.

---

**BC222833****Explanation:**

Firmware error communicating with boot device.

**Response:**

The FRU callouts are calculated at the time of the failure. See the error log for the actual replacement strategy.

---

**BC222834****Explanation:**

Firmware error communicating with boot device.

**Response:**

The FRU callouts are calculated at the time of the failure. See the error log for the actual replacement strategy.

---

**BC222835****Explanation:**

Firmware error communicating with boot device.

**Response:**

The FRU callouts are calculated at the time of the failure. See the error log for the actual replacement strategy.

---

**BC222836****Explanation:**

Firmware error communicating with boot device.

**Response:**

The FRU callouts are calculated at the time of the failure. See the error log for the actual replacement strategy.

---

**BC222837****Explanation:**

Firmware error communicating with boot device.

**Response:**

The FRU callouts are calculated at the time of the failure. See the error log for the actual replacement strategy.

---

**BC222838****Explanation:**

Firmware error communicating with boot device.

**Response:**

The FRU callouts are calculated at the time of the failure. See the error log for the actual replacement strategy.

---

**BC222839****Explanation:**

Firmware error communicating with boot device.

**Response:**

The FRU callouts are calculated at the time of the failure. See the error log for the actual replacement strategy.

---

**BC22283A****Explanation:**

Firmware error communicating with boot device.

**Response:**

The FRU callouts are calculated at the time of the failure. See the error log for the actual replacement strategy.

---

**BC22283B****Explanation:**

Firmware error communicating with boot device.

**Response:**

The FRU callouts are calculated at the time of the failure. See the error log for the actual replacement strategy.

---

**BC22283C****Explanation:**

Firmware error communicating with boot device.

**Response:**

The FRU callouts are calculated at the time of the failure. See the error log for the actual replacement strategy.

---

**BC22283D****Explanation:**

During processor/memory subsystem initialization, an error was encountered: Unable to inform OPAL of SBE failure.

**Response:**

The FRU callouts are calculated at the time of the failure. See the error log for the actual replacement strategy.

---

**BC222850****Explanation:**

A problem occurred during the IPL.

**Response:**

The FRU callouts are calculated at the time of the failure. See the error log for the actual replacement strategy.

---

**BC222851****Explanation:**

A problem occurred during the IPL.

**Response:**

The FRU callouts are calculated at the time of the failure. See the error log for the actual replacement strategy.

---

**BC222852****Explanation:**

During processor/memory subsystem initialization, an error was encountered: SBE booted from unexpected side.

**Response:**

The FRU callouts are calculated at the time of the failure. See the error log for the actual replacement strategy.

---

**BC222853****Explanation:**

Processor Error.

**Response:**

The FRU callouts are calculated at the time of the failure. See the error log for the actual replacement strategy.

---

**BC222854****Explanation:**

Processor Error.

**Response:**

The FRU callouts are calculated at the time of the failure. See the error log for the actual replacement strategy.

---

**BC222856****Explanation:**

During processor/memory subsystem initialization, an error was encountered: This function was called incorrectly or there is a new enum that is not handled yet.

**Response:**

The FRU callouts are calculated at the time of the failure. See the error log for the actual replacement strategy.

---

**BC222857****Explanation:**

FFDC associated with boot device failing to boot.

**Response:**

The FRU callouts are calculated at the time of the failure. See the error log for the actual replacement strategy.

---

**BC222858****Explanation:**

A processor in the system has failed to initialize.

**Response:**

The FRU callouts are calculated at the time of the failure. See the error log for the actual replacement strategy.

---

**BC22285B****Explanation:**

Extra FFDC gathered, marked information event.

**Response:**

The FRU callouts are calculated at the time of the failure. See the error log for the actual replacement strategy.

---

**BC22285C****Explanation:**

Processor Error.

**Response:**

The FRU callouts are calculated at the time of the failure. See the error log for the actual replacement strategy.

---

**BC22285D****Explanation:**

Processor Error.

**Response:**

The FRU callouts are calculated at the time of the failure. See the error log for the actual replacement strategy.

---

**BC22285E****Explanation:**

Processor Error.

**Response:**

The FRU callouts are calculated at the time of the failure. See the error log for the actual replacement strategy.

---

**BC22285F****Explanation:**

During processor/memory subsystem initialization, an error was encountered: Call to PSU Chip Op returned an unexpected message type.

**Response:**

The FRU callouts are calculated at the time of the failure. See the error log for the actual replacement strategy.

---

**BC222861****Explanation:**

During processor/memory subsystem initialization, an error was encountered: Could not register mailbox message queue.

**Response:**

The FRU callouts are calculated at the time of the failure. See the error log for the actual replacement strategy.

---

**BC222862****Explanation:**

Processor Error.

**Response:**

The FRU callouts are calculated at the time of the failure. See the error log for the actual replacement strategy.

---

**BC222BA0****Explanation:**

Failure detected in security subsystem.

**Response:**

The FRU callouts are calculated at the time of the failure. See the error log for the actual replacement strategy.

---

**BC222BA2****Explanation:**

Failure detected in security subsystem.

**Response:**

The FRU callouts are calculated at the time of the failure. See the error log for the actual replacement strategy.

---

**BC222BA3****Explanation:**

Failure detected in security subsystem.

**Response:**

The FRU callouts are calculated at the time of the failure. See the error log for the actual replacement strategy.

---

**BC222BA4****Explanation:**

Failure detected in security subsystem.

**Response:**

The FRU callouts are calculated at the time of the failure. See the error log for the actual replacement strategy.

---

**BC222BA5****Explanation:**

Failure detected in security subsystem.

---

**Response:**

The FRU callouts are calculated at the time of the failure. See the error log for the actual replacement strategy.

---

**BC222BA6****Explanation:**

Failure detected in security subsystem.

**Response:**

The FRU callouts are calculated at the time of the failure. See the error log for the actual replacement strategy.

---

**BC222BA7****Explanation:**

Failure detected in security subsystem.

**Response:**

The FRU callouts are calculated at the time of the failure. See the error log for the actual replacement strategy.

---

**BC222BA8****Explanation:**

Failure detected in security subsystem.

**Response:**

The FRU callouts are calculated at the time of the failure. See the error log for the actual replacement strategy.

---

**BC222BA9****Explanation:**

During processor/memory subsystem initialization, an error was encountered: Unmarshal error while replaying tpm log.

**Response:**

The FRU callouts are calculated at the time of the failure. See the error log for the actual replacement strategy.

---

**BC222BAA****Explanation:**

TPM log overflow.

**Response:**

The FRU callouts are calculated at the time of the failure. See the error log for the actual replacement strategy.

---

**BC222BAB****Explanation:**

TPM log operation failure.

**Response:**

The FRU callouts are calculated at the time of the failure. See the error log for the actual replacement strategy.

---

**BC222BAC****Explanation:**

TPM log buffer init failure.

**Response:**

The FRU callouts are calculated at the time of the failure. See the error log for the actual replacement strategy.

---

**BC222BAD****Explanation:**

The system is configured for Secure Boot and trusted platform module required mode; a functional boot processor trusted platform module is required to boot the system (or node, if multi-node system), but none are available. Therefore, the system (or node, if multi-node system) will terminate. Trusted platform module required mode may be disabled via the appropriate systems management interface to allow platform boot without the remote trusted attestation capability. Look for other errors which call out the trusted platform module and follow the repair actions for these errors.

**Response:**

The FRU callouts are calculated at the time of the failure. See the error log for the actual replacement strategy.

---

**BC222BAE****Explanation:**

Failure detected in security subsystem.

**Response:**

The FRU callouts are calculated at the time of the failure. See the error log for the actual replacement strategy.

---

**BC222BAF****Explanation:**

Failure detected in security subsystem.

**Response:**

The FRU callouts are calculated at the time of the failure. See the error log for the actual replacement strategy.

---

**BC222BB0****Explanation:**

TPM log invalid format.

**Response:**

The FRU callouts are calculated at the time of the failure. See the error log for the actual replacement strategy.

---

**BC222BB1****Explanation:**

Trusted boot failure.

**Response:**

The FRU callouts are calculated at the time of the failure. See the error log for the actual replacement strategy.

---

**BC222BB2****Explanation:**

Firmware error during system boot.

**Response:**

The FRU callouts are calculated at the time of the failure. See the error log for the actual replacement strategy.

---

**BC222BB3****Explanation:**

Firmware error during system boot.

**Response:**

The FRU callouts are calculated at the time of the failure. See the error log for the actual replacement strategy.

---

**BC222BB4****Explanation:**

Platform security problem detected.

**Response:**

The FRU callouts are calculated at the time of the failure. See the error log for the actual replacement strategy.

---

**BC222BB5****Explanation:**

Failure detected in security subsystem.

**Response:**

The FRU callouts are calculated at the time of the failure. See the error log for the actual replacement strategy.

---

**BC222BB7****Explanation:**

Trusted Boot failure.

**Response:**

The FRU callouts are calculated at the time of the failure. See the error log for the actual replacement strategy.

---

**BC222BB8****Explanation:**

Trusted boot failure.

**Response:**

The FRU callouts are calculated at the time of the failure. See the error log for the actual replacement strategy.

---

**BC222BB9****Explanation:**

Trusted boot failure.

**Response:**

The FRU callouts are calculated at the time of the failure. See the error log for the actual replacement strategy.

---

**BC222BBA****Explanation:**

Trusted boot failure.

**Response:**

The FRU callouts are calculated at the time of the failure. See the error log for the actual replacement strategy.

---

**BC222BBB****Explanation:**

Trusted boot failure.

**Response:**

The FRU callouts are calculated at the time of the failure. See the error log for the actual replacement strategy.

---

**BC222BBC****Explanation:**

Trusted boot failure.

**Response:**

The FRU callouts are calculated at the time of the failure. See the error log for the actual replacement strategy.

---

**BC222BBD****Explanation:**

trustedboot failure.

**Response:**

The FRU callouts are calculated at the time of the failure. See the error log for the actual replacement strategy.

---

**BC223325****Explanation:**

During processor/memory subsystem initialization, an error was encountered: Unable to resolve other end of xbus.

**Response:**

The FRU callouts are calculated at the time of the failure. See the error log for the actual replacement strategy.

---

**BC223326****Explanation:**

During processor/memory subsystem initialization, an error was encountered: Unable to resolve other end of xbus.

**Response:**

The FRU callouts are calculated at the time of the failure. See the error log for the actual replacement strategy.

---

**BC223327****Explanation:**

Firmware Error.

**Response:**

The FRU callouts are calculated at the time of the failure. See the error log for the actual replacement strategy.

---

**BC223328****Explanation:**

Firmware Error.

**Response:**

The FRU callouts are calculated at the time of the failure. See the error log for the actual replacement strategy.

---

**BC223329****Explanation:**

Firmware Error.

**Response:**

The FRU callouts are calculated at the time of the failure. See the error log for the actual replacement strategy.

---

**BC22332A****Explanation:**

Firmware Error.

**Response:**

The FRU callouts are calculated at the time of the failure. See the error log for the actual replacement strategy.

---

**BC22332B****Explanation:**

Firmware Error.

**Response:**

The FRU callouts are calculated at the time of the failure. See the error log for the actual replacement strategy.

---

**BC22332C****Explanation:**

Firmware Error.

**Response:**

The FRU callouts are calculated at the time of the failure. See the error log for the actual replacement strategy.

---

**BC22332D****Explanation:**

Firmware Error or unsupported part.

**Response:**

The FRU callouts are calculated at the time of the failure. See the error log for the actual replacement strategy.

---

**BC22332E****Explanation:**

Firmware Error.

**Response:**

The FRU callouts are calculated at the time of the failure. See the error log for the actual replacement strategy.

---

**BC22332F****Explanation:**

Firmware Error.

**Response:**

The FRU callouts are calculated at the time of the failure. See the error log for the actual replacement strategy.

---

**BC223330****Explanation:**

Firmware Error.

**Response:**

The FRU callouts are calculated at the time of the failure. See the error log for the actual replacement strategy.

---

**BC223331****Explanation:**

Firmware Error.

**Response:**

The FRU callouts are calculated at the time of the failure. See the error log for the actual replacement strategy.

---

**BC223332****Explanation:**

Firmware Error.

**Response:**

The FRU callouts are calculated at the time of the failure. See the error log for the actual replacement strategy.

---

**BC223333****Explanation:**

Firmware Error.

**Response:**

The FRU callouts are calculated at the time of the failure. See the error log for the actual replacement strategy.

---

**BC223334****Explanation:**



During processor/memory subsystem initialization, an error was encountered: platGetMBvdpdMemoryDataVersion could not find the expected 1 mba from the passed dimm target.

**Response:**

The FRU callouts are calculated at the time of the failure. See the error log for the actual replacement strategy.

---

**BC223335**

**Explanation:**

During processor/memory subsystem initialization, an error was encountered: platGetMBvdpdMemoryDataVersion could not find an mba parent target from the passed in dimm target.

**Response:**

The FRU callouts are calculated at the time of the failure. See the error log for the actual replacement strategy.

---

**BC223336**

**Explanation:**

During processor/memory subsystem initialization, an error was encountered: platGetMBvdpdMemoryDataVersion could not find any child mba's from the passed in target of type TYPE\_MEMBUF.

**Response:**

The FRU callouts are calculated at the time of the failure. See the error log for the actual replacement strategy.

---

**BC223337**

**Explanation:**

During processor/memory subsystem initialization, an error was encountered: platGetMBvdpdMemoryDataVersion requires a target of type TYPE\_MBA or TYPE\_MEMBUF.

**Response:**

The FRU callouts are calculated at the time of the failure. See the error log for the actual replacement strategy.

---

**BC223339**

**Explanation:**

Internal firmware error.

**Response:**

The FRU callouts are calculated at the time of the failure. See the error log for the actual replacement strategy.

---

**BC22333A**

**Explanation:**

Internal firmware error.

**Response:**

The FRU callouts are calculated at the time of the failure. See the error log for the actual replacement strategy.

---

**BC22333B**

**Explanation:**

Internal firmware error.

**Response:**

The FRU callouts are calculated at the time of the failure. See the error log for the actual replacement strategy.

---

**BC22333C**

**Explanation:**

Internal firmware error.

**Response:**

The FRU callouts are calculated at the time of the failure. See the error log for the actual replacement strategy.

---

**BC22333D**

**Explanation:**

Internal firmware error.

**Response:**

The FRU callouts are calculated at the time of the failure. See the error log for the actual replacement strategy.

---

**BC22333E**

**Explanation:**

Internal firmware error.

**Response:**

The FRU callouts are calculated at the time of the failure. See the error log for the actual replacement strategy.

---

**BC223340**

**Explanation:**

Internal firmware error.

**Response:**

The FRU callouts are calculated at the time of the failure. See the error log for the actual replacement strategy.

---

**BC223343**

**Explanation:**

Internal firmware error.

**Response:**

The FRU callouts are calculated at the time of the failure. See the error log for the actual replacement strategy.

---

**BC223403**

**Explanation:**

A problem occurred while running processor boot code.

**Response:**

The FRU callouts are calculated at the time of the failure. See the error log for the actual replacement strategy.

---

**BC223404**

**Explanation:**

A problem occurred while running processor boot code.

**Response:**

The FRU callouts are calculated at the time of the failure. See the error log for the actual replacement strategy.

---

**BC223405**

**Explanation:**

A problem occurred while running processor boot code.

**Response:**

The FRU callouts are calculated at the time of the failure. See the error log for the actual replacement strategy.

---

**BC223406**

**Explanation:**

A problem occurred while running processor boot code.

**Response:**

The FRU callouts are calculated at the time of the failure. See the error log for the actual replacement strategy.

---

**BC223407**

**Explanation:**

A problem occurred while running processor boot code.

**Response:**

The FRU callouts are calculated at the time of the failure. See the error log for the actual replacement strategy.

---

**BC223408**

**Explanation:**

A problem occurred while running processor boot code.

**Response:**

The FRU callouts are calculated at the time of the failure. See the error log for the actual replacement strategy.

---

**BC223409**

**Explanation:**

A problem occurred while running processor boot code.

**Response:**

The FRU callouts are calculated at the time of the failure. See the error log for the actual replacement strategy.

---

**BC22340A**

**Explanation:**

A problem occurred while running processor boot code.

**Response:**

The FRU callouts are calculated at the time of the failure. See the error log for the actual replacement strategy.

---

**BC22340B**

**Explanation:**

A problem occurred while running processor boot code.

**Response:**

The FRU callouts are calculated at the time of the failure. See the error log for the actual replacement strategy.

---

**BC22340C**

**Explanation:**

A problem occurred while running processor boot code.

**Response:**

The FRU callouts are calculated at the time of the failure. See the error log for the actual replacement strategy.

---

**BC22340F**

**Explanation:**

Failed to load boot firmware.

**Response:**

The FRU callouts are calculated at the time of the failure. See the error log for the actual replacement strategy.

---

**BC223501**

**Explanation:**

During processor/memory subsystem initialization, an error was encountered: Invalid operation type.

**Response:**

The FRU callouts are calculated at the time of the failure. See the error log for the actual replacement strategy.

---

**BC223502**

**Explanation:**

A problem was detected during the IPL of the system: Device type not supported.

**Response:**

The FRU callouts are calculated at the time of the failure. See the error log for the actual replacement strategy.

---

**BC223503****Explanation:**

During processor/memory subsystem initialization, an error was encountered: NVDIMM attribute was not found.

**Response:**

The FRU callouts are calculated at the time of the failure. See the error log for the actual replacement strategy.

---

**BC223505****Explanation:**

During processor/memory subsystem initialization, an error was encountered: I2C master entity path doesn't exist.

**Response:**

The FRU callouts are calculated at the time of the failure. See the error log for the actual replacement strategy.

---

**BC223506****Explanation:**

During processor/memory subsystem initialization, an error was encountered: I2C master path target is null.

**Response:**

The FRU callouts are calculated at the time of the failure. See the error log for the actual replacement strategy.

---

**BC223507****Explanation:**

During processor/memory subsystem initialization, an error was encountered: Invalid address offset size.

**Response:**

The FRU callouts are calculated at the time of the failure. See the error log for the actual replacement strategy.

---

**BC223508****Explanation:**

A problem occurred during the IPL of the system: I2C buffer offset is too large.

**Response:**

The FRU callouts are calculated at the time of the failure. See the error log for the actual replacement strategy.

---

**BC223509****Explanation:**

During processor/memory subsystem initialization, an error was encountered: I2C write page size is zero.

**Response:**

The FRU callouts are calculated at the time of the failure. See the error log for the actual replacement strategy.

---

**BC22350A****Explanation:**

During processor/memory subsystem initialization, an error was encountered: NVDIMM register offset out of bound.

**Response:**

The FRU callouts are calculated at the time of the failure. See the error log for the actual replacement strategy.

---

**BC22350D****Explanation:**

NVDIMM timed out.

**Response:**

The FRU callouts are calculated at the time of the failure. See the error log for the actual replacement strategy.

---

**BC22350E****Explanation:**

NVDIMM timed out.

**Response:**

The FRU callouts are calculated at the time of the failure. See the error log for the actual replacement strategy.

---

**BC22350F****Explanation:**

NVDIMM timed out.

**Response:**

The FRU callouts are calculated at the time of the failure. See the error log for the actual replacement strategy.

---

**BC223512****Explanation:**

NVDIMM encountered error setting the energy source policy.

**Response:**

The FRU callouts are calculated at the time of the failure. See the error log for the actual replacement strategy.

---

**BC223516****Explanation:**

Encountered error performing internal operation on NVDIMM.

**Response:**

The FRU callouts are calculated at the time of the failure. See the error log for the actual replacement strategy.

---

**BC223517****Explanation:**

NVDIMM timed out.

**Response:**

The FRU callouts are calculated at the time of the failure. See the error log for the actual replacement strategy.

---

**BC223518****Explanation:**

NVDIMM encountered error arming save trigger.

**Response:**

The FRU callouts are calculated at the time of the failure. See the error log for the actual replacement strategy.

---

**BC223519****Explanation:**

NVDIMM error erasing data image.

**Response:**

The FRU callouts are calculated at the time of the failure. See the error log for the actual replacement strategy.

---

**BC22351A****Explanation:**

NVDIMM failed to restore data.

**Response:**

The FRU callouts are calculated at the time of the failure. See the error log for the actual replacement strategy.

---

**BC22351B****Explanation:**

NVDIMM not ready.

**Response:**

The FRU callouts are calculated at the time of the failure. See the error log for the actual replacement strategy.

---

**BC22351C****Explanation:**

Internal firmware error.

**Response:**

The FRU callouts are calculated at the time of the failure. See the error log for the actual replacement strategy.

---

**BC22351D****Explanation:**

NVDIMM not updated.

**Response:**

The FRU callouts are calculated at the time of the failure. See the error log for the actual replacement strategy.

---

**BC22351E****Explanation:**

NVDIMM not updated.

**Response:**

The FRU callouts are calculated at the time of the failure. See the error log for the actual replacement strategy.

---

**BC22351F****Explanation:**

NVDIMM not updated.

**Response:**

The FRU callouts are calculated at the time of the failure. See the error log for the actual replacement strategy.

---

**BC223520****Explanation:**

NVDIMM not updated.

**Response:**

The FRU callouts are calculated at the time of the failure. See the error log for the actual replacement strategy.

---

**BC223521****Explanation:**

NVDIMM not updated.

**Response:**

The FRU callouts are calculated at the time of the failure. See the error log for the actual replacement strategy.

---

**BC223522****Explanation:**

NVDIMM not updated.

**Response:**

The FRU callouts are calculated at the time of the failure. See the error log for the actual replacement strategy.

---

**BC223523****Explanation:**

NVDIMM not updated.

**Response:**

The FRU callouts are calculated at the time of the failure. See the error log for the actual replacement strategy.

---

**BC223524**

**Explanation:**

NVDIMM not updated.

**Response:**

The FRU callouts are calculated at the time of the failure. See the error log for the actual replacement strategy.

---

**BC223525****Explanation:**

NVDIMM not updated.

**Response:**

The FRU callouts are calculated at the time of the failure. See the error log for the actual replacement strategy.

---

**BC223526****Explanation:**

NVDIMM not updated.

**Response:**

The FRU callouts are calculated at the time of the failure. See the error log for the actual replacement strategy.

---

**BC223527****Explanation:**

NVDIMM not updated.

**Response:**

The FRU callouts are calculated at the time of the failure. See the error log for the actual replacement strategy.

---

**BC223528****Explanation:**

NVDIMM update started.

**Response:**

The FRU callouts are calculated at the time of the failure. See the error log for the actual replacement strategy.

---

**BC223529****Explanation:**

NVDIMM was successfully updated.

**Response:**

The FRU callouts are calculated at the time of the failure. See the error log for the actual replacement strategy.

---

**BC22352A****Explanation:**

NVDIMM error generating encryption keys.

**Response:**

The FRU callouts are calculated at the time of the failure. See the error log for the actual replacement strategy.

---

**BC22352B****Explanation:**

NVDIMM error erasing data image.

**Response:**

The FRU callouts are calculated at the time of the failure. See the error log for the actual replacement strategy.

---

**BC22352C****Explanation:**

NVDIMM error during Catastrophic Save.

**Response:**

The FRU callouts are calculated at the time of the failure. See the error log for the actual replacement strategy.

---

**BC22352D****Explanation:**

NVDIMM failed module health status check.

**Response:**

The FRU callouts are calculated at the time of the failure. See the error log for the actual replacement strategy.

---

**BC22352E****Explanation:**

NVDIMM failed module health status check.

**Response:**

The FRU callouts are calculated at the time of the failure. See the error log for the actual replacement strategy.

---

**BC22352F****Explanation:**

NVDIMM failed module health status check.

**Response:**

The FRU callouts are calculated at the time of the failure. See the error log for the actual replacement strategy.

---

**BC22353E****Explanation:**

NVDIMM failed to enable event notifications.

**Response:**

The FRU callouts are calculated at the time of the failure. See the error log for the actual replacement strategy.

---

**BC22353F****Explanation:**

NVDIMM register error.

**Response:**

The FRU callouts are calculated at the time of the failure. See the error log for the actual replacement strategy.

---

**BC223540****Explanation:**

NVDIMM encryption error.

**Response:**

The FRU callouts are calculated at the time of the failure. See the error log for the actual replacement strategy.

---

**BC223541****Explanation:**

NVDIMM register error.

**Response:**

The FRU callouts are calculated at the time of the failure. See the error log for the actual replacement strategy.

---

**BC223542****Explanation:**

NVDIMM register error.

**Response:**

The FRU callouts are calculated at the time of the failure. See the error log for the actual replacement strategy.

---

**BC223543****Explanation:**

NVDIMM encryption error.

**Response:**

The FRU callouts are calculated at the time of the failure. See the error log for the actual replacement strategy.

---

**BC223544****Explanation:**

NVDIMM encryption error.

**Response:**

The FRU callouts are calculated at the time of the failure. See the error log for the actual replacement strategy.

---

**BC223545****Explanation:**

NVDIMM encryption error.

**Response:**

The FRU callouts are calculated at the time of the failure. See the error log for the actual replacement strategy.

---

**BC223546****Explanation:**

NVDIMM encryption error.

**Response:**

The FRU callouts are calculated at the time of the failure. See the error log for the actual replacement strategy.

---

**BC223548****Explanation:**

NVDIMM encryption error.

**Response:**

The FRU callouts are calculated at the time of the failure. See the error log for the actual replacement strategy.

---

**BC223549****Explanation:**

NVDIMM ES health check failed.

**Response:**

The FRU callouts are calculated at the time of the failure. See the error log for the actual replacement strategy.

---

**BC22354A****Explanation:**

NVDIMM ES health check failed.

**Response:**

The FRU callouts are calculated at the time of the failure. See the error log for the actual replacement strategy.

---

**BC22354B****Explanation:**

NVDIMM ES health check failed.

**Response:**

The FRU callouts are calculated at the time of the failure. See the error log for the actual replacement strategy.

---

**BC22354C****Explanation:**

NVDIMM ES health check failed.

**Response:**

The FRU callouts are calculated at the time of the failure. See the error log for the actual replacement strategy.

---

**BC22354D****Explanation:**

NVDIMM NVM health check failed.

**Response:**

The FRU callouts are calculated at the time of the failure. See the error log for the actual replacement strategy.

---

**BC22354E****Explanation:**

NVDIMM logging error.

**Response:**

The FRU callouts are calculated at the time of the failure. See the error log for the actual replacement strategy.

---

**BC22354F**

**Explanation:**

NVDIMM logging error.

**Response:**

The FRU callouts are calculated at the time of the failure. See the error log for the actual replacement strategy.

---

**BC223550**

**Explanation:**

NVDIMM incorrect firmware slot.

**Response:**

The FRU callouts are calculated at the time of the failure. See the error log for the actual replacement strategy.

---

**BC223551**

**Explanation:**

NVDIMM error during nvdimm erase.

**Response:**

The FRU callouts are calculated at the time of the failure. See the error log for the actual replacement strategy.

---

**BC223552**

**Explanation:**

NVDIMM failed the arm precheck and is unable to arm.

**Response:**

The FRU callouts are calculated at the time of the failure. See the error log for the actual replacement strategy.

---

**BC223553**

**Explanation:**

NVDIMM failed to ARM.

**Response:**

The FRU callouts are calculated at the time of the failure. See the error log for the actual replacement strategy.

---

**BC223554**

**Explanation:**

NVDIMM requires an arm retry.

**Response:**

The FRU callouts are calculated at the time of the failure. See the error log for the actual replacement strategy.

---

**BC223555**

**Explanation:**

NVDIMM not updated.

**Response:**

The FRU callouts are calculated at the time of the failure. See the error log for the actual replacement strategy.

---

**BC223556**

**Explanation:**

NVDIMM not running latest firmware level.

**Response:**

The FRU callouts are calculated at the time of the failure. See the error log for the actual replacement strategy.

---

**BC223557**

**Explanation:**

NVDIMM erase error.

**Response:**

The FRU callouts are calculated at the time of the failure. See the error log for the actual replacement strategy.

---

**BC223558**

**Explanation:**

NVDIMM erase error.

**Response:**

The FRU callouts are calculated at the time of the failure. See the error log for the actual replacement strategy.

---

**BC223601**

**Explanation:**

A problem occurred during the IPL of the system: Invalid data length for a SCOM operation.

**Response:**

The FRU callouts are calculated at the time of the failure. See the error log for the actual replacement strategy.

---

**BC223602**

**Explanation:**

A problem occurred during the IPL of the system: Invalid target type for a SCOM operation.

**Response:**

The FRU callouts are calculated at the time of the failure. See the error log for the actual replacement strategy.

---

**BC223603**

**Explanation:**

A problem occurred during the IPL of the system: Invalid operation type for a SCOM operation.

**Response:**

The FRU callouts are calculated at the time of the failure. See the error log for the actual replacement strategy.

---

**BC223604****Explanation:**

A problem occurred during the IPL of the system: Invalid address for a SCOM operation.

**Response:**

The FRU callouts are calculated at the time of the failure. See the error log for the actual replacement strategy.

---

**BC223701****Explanation:**

Unexpected memory subsystem firmware error.

**Response:**

The FRU callouts are calculated at the time of the failure. See the error log for the actual replacement strategy.

---

**BC223702****Explanation:**

Unexpected memory subsystem firmware error.

**Response:**

The FRU callouts are calculated at the time of the failure. See the error log for the actual replacement strategy.

---

**BC223703****Explanation:**

Unexpected memory subsystem firmware error.

**Response:**

The FRU callouts are calculated at the time of the failure. See the error log for the actual replacement strategy.

---

**BC223704****Explanation:**

Unexpected memory subsystem firmware error.

**Response:**

The FRU callouts are calculated at the time of the failure. See the error log for the actual replacement strategy.

---

**BC223705****Explanation:**

Unexpected memory subsystem firmware error.

**Response:**

The FRU callouts are calculated at the time of the failure. See the error log for the actual replacement strategy.

---

**BC223706****Explanation:**

Unexpected memory subsystem firmware error.

**Response:**

The FRU callouts are calculated at the time of the failure. See the error log for the actual replacement strategy.

---

**BC223709****Explanation:**

Unexpected memory subsystem firmware error.

**Response:**

The FRU callouts are calculated at the time of the failure. See the error log for the actual replacement strategy.

---

**BC22370A****Explanation:**

Unexpected memory subsystem firmware error.

**Response:**

The FRU callouts are calculated at the time of the failure. See the error log for the actual replacement strategy.

---

**BC223901****Explanation:**

Error occurred during system boot.

**Response:**

The FRU callouts are calculated at the time of the failure. See the error log for the actual replacement strategy.

---

**BC223902****Explanation:**

Error occurred during system boot.

**Response:**

The FRU callouts are calculated at the time of the failure. See the error log for the actual replacement strategy.

---

**BC224101****Explanation:**

A problem occurred during the IPL of the system: Internal Firmware Error.

**Response:**

The FRU callouts are calculated at the time of the failure. See the error log for the actual replacement strategy.

---

**BC224102****Explanation:**

A problem occurred during the IPL of the system: Internal Firmware Error.

**Response:**



The FRU callouts are calculated at the time of the failure. See the error log for the actual replacement strategy.

---

**BC224103****Explanation:**

Unexpected IPL firmware data format error.

**Response:**

The FRU callouts are calculated at the time of the failure. See the error log for the actual replacement strategy.

---

**BC224104****Explanation:**

Unexpected IPL firmware data format error.

**Response:**

The FRU callouts are calculated at the time of the failure. See the error log for the actual replacement strategy.

---

**BC224105****Explanation:**

Unexpected IPL firmware data format error.

**Response:**

The FRU callouts are calculated at the time of the failure. See the error log for the actual replacement strategy.

---

**BC224106****Explanation:**

Unsupported device found during firmware IPL.

**Response:**

The FRU callouts are calculated at the time of the failure. See the error log for the actual replacement strategy.

---

**BC224107****Explanation:**

Unexpected boot firmware data format error.

**Response:**

The FRU callouts are calculated at the time of the failure. See the error log for the actual replacement strategy.

---

**BC224108****Explanation:**

Unexpected IPL firmware data format error.

**Response:**

The FRU callouts are calculated at the time of the failure. See the error log for the actual replacement strategy.

---

**BC224109****Explanation:**

Unexpected IPL firmware data format error.

**Response:**

The FRU callouts are calculated at the time of the failure. See the error log for the actual replacement strategy.

---

**BC22410A****Explanation:**

PCIE hotplug controller flash update failure.

**Response:**

The FRU callouts are calculated at the time of the failure. See the error log for the actual replacement strategy.

---

**BC22410B****Explanation:**

PCIE hotplug controller flash update failure.

**Response:**

The FRU callouts are calculated at the time of the failure. See the error log for the actual replacement strategy.

---

**BC22410C****Explanation:**

A problem occurred during the IPL of the system: Internal Firmware Error.

**Response:**

The FRU callouts are calculated at the time of the failure. See the error log for the actual replacement strategy.

---

**BC22410D****Explanation:**

Unexpected IPL firmware data format error.

**Response:**

The FRU callouts are calculated at the time of the failure. See the error log for the actual replacement strategy.

---

**BC22430C****Explanation:**

A problem occurred during IPL of the system.

**Response:**

The FRU callouts are calculated at the time of the failure. See the error log for the actual replacement strategy.

---

**BC22430D****Explanation:**

A problem occurred during IPL of the system.

**Response:**

The FRU callouts are calculated at the time of the failure. See the error log for the actual replacement strategy.

---

**BC22430E**

**Explanation:**

A problem occurred during IPL of the system.

**Response:**

The FRU callouts are calculated at the time of the failure. See the error log for the actual replacement strategy.

---

**BC22430F****Explanation:**

A problem occurred during IPL of the system.

**Response:**

The FRU callouts are calculated at the time of the failure. See the error log for the actual replacement strategy.

---

**BC2243FB****Explanation:**

Informational log associated with DIMM updates.

**Response:**

The FRU callouts are calculated at the time of the failure. See the error log for the actual replacement strategy.

---

**BC2243FC****Explanation:**

Informational log associated with DIMM updates.

**Response:**

The FRU callouts are calculated at the time of the failure. See the error log for the actual replacement strategy.

---

**BC2243FD****Explanation:**

Informational log associated with DIMM updates.

**Response:**

The FRU callouts are calculated at the time of the failure. See the error log for the actual replacement strategy.

---

**BC2243FE****Explanation:**

Informational log associated with DIMM updates.

**Response:**

The FRU callouts are calculated at the time of the failure. See the error log for the actual replacement strategy.

---

**BC224601****Explanation:**

A problem occurred during the IPL of the system.

**Response:**

The FRU callouts are calculated at the time of the failure. See the error log for the actual replacement strategy.

---

**BC224705****Explanation:**

A problem occurred during the IPL of the system.

**Response:**

The FRU callouts are calculated at the time of the failure. See the error log for the actual replacement strategy.

---

**BC224708****Explanation:**

A problem occurred during the IPL of the system.

**Response:**

The FRU callouts are calculated at the time of the failure. See the error log for the actual replacement strategy.

---

**BC229001****Explanation:**

Firmware encountered an internal error while retrieving target data.

**Response:**

The FRU callouts are calculated at the time of the failure. See the error log for the actual replacement strategy.

---

**BC229002****Explanation:**

Firmware encountered an internal error while retrieving target data.

**Response:**

The FRU callouts are calculated at the time of the failure. See the error log for the actual replacement strategy.

---

**BC229003****Explanation:**

Firmware encountered an internal error while retrieving attribute data.

**Response:**

The FRU callouts are calculated at the time of the failure. See the error log for the actual replacement strategy.

---

**BC229004****Explanation:**

Firmware encountered an internal error while retrieving attribute data.

**Response:**

The FRU callouts are calculated at the time of the failure. See the error log for the actual replacement strategy.

---

**BC229005****Explanation:**

Firmware encountered an internal error.

**Response:**

The FRU callouts are calculated at the time of the failure. See the error log for the actual replacement strategy.

---

**BC229006**

**Explanation:**

Firmware encountered an internal error while retrieving target data.

**Response:**

The FRU callouts are calculated at the time of the failure. See the error log for the actual replacement strategy.

---

**BC22900A**

**Explanation:**

Firmware encountered an internal error.

**Response:**

The FRU callouts are calculated at the time of the failure. See the error log for the actual replacement strategy.

---

**BC22900B**

**Explanation:**

Firmware encountered an internal error.

**Response:**

The FRU callouts are calculated at the time of the failure. See the error log for the actual replacement strategy.

---

**BC22900D**

**Explanation:**

Firmware encountered an internal error.

**Response:**

The FRU callouts are calculated at the time of the failure. See the error log for the actual replacement strategy.

---

**BC22900E**

**Explanation:**

Firmware encountered an internal error.

**Response:**

The FRU callouts are calculated at the time of the failure. See the error log for the actual replacement strategy.

---

**BC22900F**

**Explanation:**

Firmware encountered an internal error.

**Response:**

The FRU callouts are calculated at the time of the failure. See the error log for the actual replacement strategy.

---

**BC229010**

**Explanation:**

Firmware encountered an internal error.

**Response:**

The FRU callouts are calculated at the time of the failure. See the error log for the actual replacement strategy.

---

**BC229011**

**Explanation:**

During processor/memory subsystem initialization, an error was encountered: Failed trying to add another entry to a mainstore area address range array.

**Response:**

The FRU callouts are calculated at the time of the failure. See the error log for the actual replacement strategy.

---

**BC229012**

**Explanation:**

During processor/memory subsystem initialization, an error was encountered: Attempted to add a RAM FRU for an invalid mainstore area.

**Response:**

The FRU callouts are calculated at the time of the failure. See the error log for the actual replacement strategy.

---

**BC229014**

**Explanation:**

Firmware encountered an internal error while retrieving target handle.

**Response:**

The FRU callouts are calculated at the time of the failure. See the error log for the actual replacement strategy.

---

**BC229015**

**Explanation:**

Firmware encountered an internal error.

**Response:**

The FRU callouts are calculated at the time of the failure. See the error log for the actual replacement strategy.

---

**BC229016**

**Explanation:**

Firmware encountered an internal error.

**Response:**

The FRU callouts are calculated at the time of the failure. See the error log for the actual replacement strategy.

---

**BC229017**

**Explanation:**

Firmware encountered an internal error.

**Response:**

The FRU callouts are calculated at the time of the failure. See the error log for the actual replacement strategy.

---

**BC229018****Explanation:**

Firmware encountered an internal error.

**Response:**

The FRU callouts are calculated at the time of the failure. See the error log for the actual replacement strategy.

---

**BC229019****Explanation:**

Firmware encountered an internal error.

**Response:**

The FRU callouts are calculated at the time of the failure. See the error log for the actual replacement strategy.

---

**BC22901A****Explanation:**

Firmware encountered an internal error.

**Response:**

The FRU callouts are calculated at the time of the failure. See the error log for the actual replacement strategy.

---

**BC22901B****Explanation:**

Firmware encountered an internal error.

**Response:**

The FRU callouts are calculated at the time of the failure. See the error log for the actual replacement strategy.

---

**BC22901C****Explanation:**

Firmware encountered an internal error.

**Response:**

The FRU callouts are calculated at the time of the failure. See the error log for the actual replacement strategy.

---

**BC22901E****Explanation:**

Firmware encountered an internal error while getting obus brick ID.

**Response:**

The FRU callouts are calculated at the time of the failure. See the error log for the actual replacement strategy.

---

**BC22901F****Explanation:**

Firmware encountered an internal error while getting obus frequency bucket.

**Response:**

The FRU callouts are calculated at the time of the failure. See the error log for the actual replacement strategy.

---

**BC229020****Explanation:**

Firmware encountered an internal error while finding proc model and ec.

**Response:**

The FRU callouts are calculated at the time of the failure. See the error log for the actual replacement strategy.

---

**BC229021****Explanation:**

Firmware encountered an internal error while retrieving obus pll frequency values.

**Response:**

The FRU callouts are calculated at the time of the failure. See the error log for the actual replacement strategy.

---

**BC22E504****Explanation:**

During processor/memory subsystem initialization, an error was encountered: CEC hardware failure detected.

**Response:**

The FRU callouts are calculated at the time of the failure. See the error log for the actual replacement strategy.

---

**BC22E540****Explanation:**

During processor/memory subsystem initialization, an error was encountered: CEC hardware failure detected. Cause is most likely hardware, but there are other callouts including Software or Next Level Support.

**Response:**

The FRU callouts are calculated at the time of the failure. See the error log for the actual replacement strategy.

---

**BC22E550****Explanation:**

During processor/memory subsystem initialization, an error was encountered: CEC hardware failure detected.

Cause is most likely Software, but there are also Hardware callouts.

**Response:**

The FRU callouts are calculated at the time of the failure. See the error log for the actual replacement strategy.

---

**BC22E560**

**Explanation:**

During processor/memory subsystem initialization, an error was encountered: CEC hardware failure detected. Cause is most likely Software.

**Response:**

The FRU callouts are calculated at the time of the failure. See the error log for the actual replacement strategy.

---

**BC22E570**

**Explanation:**

During processor/memory subsystem initialization, an error was encountered: An errorlog containing extra FFDC collected by the HWP.

**Response:**

The FRU callouts are calculated at the time of the failure. See the error log for the actual replacement strategy.

---

**BC22E580**

**Explanation:**

Chip diagnosis did not find any chip with an attention.

**Response:**

The FRU callouts are calculated at the time of the failure. See the error log for the actual replacement strategy.

---

**BC22E582**

**Explanation:**

During processor/memory subsystem initialization, an error was encountered: Invalid configuration in CS FIR Data handling.

**Response:**

The FRU callouts are calculated at the time of the failure. See the error log for the actual replacement strategy.

---

**BC22E583**

**Explanation:**

During processor/memory subsystem initialization, an error was encountered: NULL system target.

**Response:**

The FRU callouts are calculated at the time of the failure. See the error log for the actual replacement strategy.

---

**BC230102**

**Explanation:**

During processor/memory subsystem initialization, an error was encountered.

**Response:**

The FRU callouts are calculated at the time of the failure. Examine the error log for the actual replacement strategy.

---

**BC230103**

**Explanation:**

During processor/memory subsystem initialization, an error was encountered.

**Response:**

The FRU callouts are calculated at the time of the failure. Examine the error log for the actual replacement strategy.

---

**BC230104**

**Explanation:**

During processor/memory subsystem initialization, an error was encountered.

**Response:**

The FRU callouts are calculated at the time of the failure. Examine the error log for the actual replacement strategy.

---

**BC230105**

**Explanation:**

During processor/memory subsystem initialization, an error was encountered.

**Response:**

The FRU callouts are calculated at the time of the failure. Examine the error log for the actual replacement strategy.

---

**BC230107**

**Explanation:**

During processor/memory subsystem initialization, an error was encountered.

**Response:**

The FRU callouts are calculated at the time of the failure. Examine the error log for the actual replacement strategy.

---

**BC230202**

**Explanation:**

During processor/memory subsystem initialization, an error was encountered: A device driver operation was attempted for which no driver has been registered.

**Response:**

The FRU callouts are calculated at the time of the failure. See the error log for the actual replacement strategy.

---

**BC230203**

**Explanation:**

During processor/memory subsystem initialization, an error was encountered: A device driver operation on a NULL target.

**Response:**

The FRU callouts are calculated at the time of the failure. See the error log for the actual replacement strategy.

---

**BC230204****Explanation:**

During processor/memory subsystem initialization, an error was encountered: A double registration was attempted with the routing framework.

**Response:**

The FRU callouts are calculated at the time of the failure. See the error log for the actual replacement strategy.

---

**BC230301****Explanation:**

During processor/memory subsystem initialization, an error was encountered: The provided address is over 32 bits long which makes it invalid.

**Response:**

The FRU callouts are calculated at the time of the failure. See the error log for the actual replacement strategy.

---

**BC230302****Explanation:**

During processor/memory subsystem initialization, an error was encountered.

**Response:**

The FRU callouts are calculated at the time of the failure. Examine the error log for the actual replacement strategy.

---

**BC230303****Explanation:**

During processor/memory subsystem initialization, an error was encountered.

**Response:**

The FRU callouts are calculated at the time of the failure. Examine the error log for the actual replacement strategy.

---

**BC230305****Explanation:**

During processor/memory subsystem initialization, an error was encountered: Indirect SCOM Read error.

**Response:**

The FRU callouts are calculated at the time of the failure. See the error log for the actual replacement strategy.

---

**BC230306****Explanation:**

During processor/memory subsystem initialization, an error was encountered: Indirect SCOM complete bit did not come on.

**Response:**

The FRU callouts are calculated at the time of the failure. See the error log for the actual replacement strategy.

---

**BC230307****Explanation:**

During processor/memory subsystem initialization, an error was encountered: Indirect SCOM Write failed for this address.

**Response:**

The FRU callouts are calculated at the time of the failure. See the error log for the actual replacement strategy.

---

**BC230308****Explanation:**

During processor/memory subsystem initialization, an error was encountered: Indirect SCOM complete bit did not come on.

**Response:**

The FRU callouts are calculated at the time of the failure. See the error log for the actual replacement strategy.

---

**BC230309****Explanation:**

During processor/memory subsystem initialization, an error was encountered: Scom Translate not supported for this type.

**Response:**

The FRU callouts are calculated at the time of the failure. See the error log for the actual replacement strategy.

---

**BC23030A****Explanation:**

During processor/memory subsystem initialization, an error was encountered: Scom Translation did not modify the address.

**Response:**

The FRU callouts are calculated at the time of the failure. See the error log for the actual replacement strategy.

---

**BC23030C****Explanation:**

Firmware error during system IPL.

**Response:**

The FRU callouts are calculated at the time of the failure. See the error log for the actual replacement strategy.

---

**BC23030D****Explanation:**

Firmware error during system IPL.

**Response:**

The FRU callouts are calculated at the time of the failure. See the error log for the actual replacement strategy.

---

**BC23030E****Explanation:**

A problem occurred during the IPL of the system.

**Response:**

The FRU callouts are calculated at the time of the failure. See the error log for the actual replacement strategy.

---

**BC23030F****Explanation:**

During processor/memory subsystem initialization, an error was encountered: Bits 0:11 in user supplied data is not zero.

**Response:**

The FRU callouts are calculated at the time of the failure. See the error log for the actual replacement strategy.

---

**BC230310****Explanation:**

During processor/memory subsystem initialization, an error was encountered: No read op on form 1 indirect scom.

**Response:**

The FRU callouts are calculated at the time of the failure. See the error log for the actual replacement strategy.

---

**BC230311****Explanation:**

During processor/memory subsystem initialization, an error was encountered: Hypervisor wakeup failed.

**Response:**

The FRU callouts are calculated at the time of the failure. See the error log for the actual replacement strategy.

---

**BC230312****Explanation:**

During processor/memory subsystem initialization, an error was encountered: SCOM runtime interface not linked.

**Response:**

The FRU callouts are calculated at the time of the failure. See the error log for the actual replacement strategy.

---

**BC230313****Explanation:**

During processor/memory subsystem initialization, an error was encountered: Disabling special wakeup when not enabled.

**Response:**

The FRU callouts are calculated at the time of the failure. See the error log for the actual replacement strategy.

---

**BC230314****Explanation:**

During processor/memory subsystem initialization, an error was encountered: Scm Translate not supported for this type.

**Response:**

The FRU callouts are calculated at the time of the failure. See the error log for the actual replacement strategy.

---

**BC230315****Explanation:**

During processor/memory subsystem initialization, an error was encountered: Error from Hypervisor attempting SCOM.

**Response:**

The FRU callouts are calculated at the time of the failure. See the error log for the actual replacement strategy.

---

**BC230316****Explanation:**

During processor/memory subsystem initialization, an error was encountered: Buffer size is less than allowed or NULL data buffer.

**Response:**

The FRU callouts are calculated at the time of the failure. See the error log for the actual replacement strategy.

---

**BC230317****Explanation:**

During processor/memory subsystem initialization, an error was encountered: Scm invalid operation type.

**Response:**

The FRU callouts are calculated at the time of the failure. See the error log for the actual replacement strategy.

---

**BC230318****Explanation:**

Secure Boot failure.

**Response:**

The FRU callouts are calculated at the time of the failure. See the error log for the actual replacement strategy.

---

**BC230319**

**Explanation:**

Secure Boot failure.

**Response:**

The FRU callouts are calculated at the time of the failure. See the error log for the actual replacement strategy.

---

**BC23031A**

**Explanation:**

Secure Boot failure.

**Response:**

The FRU callouts are calculated at the time of the failure. See the error log for the actual replacement strategy.

---

**BC23031B**

**Explanation:**

Secure Boot failure.

**Response:**

The FRU callouts are calculated at the time of the failure. See the error log for the actual replacement strategy.

---

**BC23031C**

**Explanation:**

Secure Boot failure.

**Response:**

The FRU callouts are calculated at the time of the failure. See the error log for the actual replacement strategy.

---

**BC23031D**

**Explanation:**

During processor/memory subsystem initialization, an error was encountered: Invalid mode parm for wakeup operation.

**Response:**

The FRU callouts are calculated at the time of the failure. See the error log for the actual replacement strategy.

---

**BC23031E**

**Explanation:**

During processor/memory subsystem initialization, an error was encountered: Unexpectedly forcing wakeup off when the counter is non-zero, implies a bug in the code flow.

**Response:**

The FRU callouts are calculated at the time of the failure. See the error log for the actual replacement strategy.

---

**BC23031F**

**Explanation:**

During processor/memory subsystem initialization, an error was encountered: Unsupported multicast op.

**Response:**

The FRU callouts are calculated at the time of the failure. See the error log for the actual replacement strategy.

---

**BC230401**

**Explanation:**

During processor/memory subsystem initialization, an error was encountered: XSCoM access error.

**Response:**

The FRU callouts are calculated at the time of the failure. See the error log for the actual replacement strategy.

---

**BC230402**

**Explanation:**

During processor/memory subsystem initialization, an error was encountered.

**Response:**

The FRU callouts are calculated at the time of the failure. Examine the error log for the actual replacement strategy.

---

**BC230403**

**Explanation:**

During processor/memory subsystem initialization, an error was encountered.

**Response:**

The FRU callouts are calculated at the time of the failure. Examine the error log for the actual replacement strategy.

---

**BC230404**

**Explanation:**

During processor/memory subsystem initialization, an error was encountered.

**Response:**

The FRU callouts are calculated at the time of the failure. Examine the error log for the actual replacement strategy.

---

**BC230405**

**Explanation:**

A problem occurred during the IPL of the system.

**Response:**



The FRU callouts are calculated at the time of the failure. See the error log for the actual replacement strategy.

---

**BC230406****Explanation:**

During processor/memory subsystem initialization, an error was encountered.

**Response:**

The FRU callouts are calculated at the time of the failure. Examine the error log for the actual replacement strategy.

---

**BC230407****Explanation:**

During processor/memory subsystem initialization, an error was encountered.

**Response:**

The FRU callouts are calculated at the time of the failure. Examine the error log for the actual replacement strategy.

---

**BC230501****Explanation:**

During processor/memory subsystem initialization, an error was encountered: Initialization Service failed to start a task.

**Response:**

The FRU callouts are calculated at the time of the failure. See the error log for the actual replacement strategy.

---

**BC230502****Explanation:**

During processor/memory subsystem initialization, an error was encountered: Initialization Service attempted to start a function within a module but the function failed to launch.

**Response:**

The FRU callouts are calculated at the time of the failure. See the error log for the actual replacement strategy.

---

**BC230503****Explanation:**

During processor/memory subsystem initialization, an error was encountered: One or more CxxTest Unit Tests failed.

**Response:**

The FRU callouts are calculated at the time of the failure. See the error log for the actual replacement strategy.

---

**BC230504****Explanation:**

During processor/memory subsystem initialization, an error was encountered: Could not FLUSH virtual memory.

**Response:**

The FRU callouts are calculated at the time of the failure. See the error log for the actual replacement strategy.

---

**BC230505****Explanation:**

During processor/memory subsystem initialization, an error was encountered: Initialization Service launched a task and the task returned an error.

**Response:**

The FRU callouts are calculated at the time of the failure. See the error log for the actual replacement strategy.

---

**BC230506****Explanation:**

During processor/memory subsystem initialization, an error was encountered: Initialization Service launched a function and the task returned an error.

**Response:**

The FRU callouts are calculated at the time of the failure. See the error log for the actual replacement strategy.

---

**BC230507****Explanation:**

During processor/memory subsystem initialization, an error was encountered: Initialization Service failed to load a module needed to load a function or task. UserDetails will contain the name of the function or task.

**Response:**

The FRU callouts are calculated at the time of the failure. See the error log for the actual replacement strategy.

---

**BC230508****Explanation:**

During processor/memory subsystem initialization, an error was encountered: Request to send Istep Complete msg to Fsp, but no outstanding message from service processor found.

**Response:**

The FRU callouts are calculated at the time of the failure. See the error log for the actual replacement strategy.

---

**BC230509****Explanation:**

During processor/memory subsystem initialization, an error was encountered: IStep failed and HW

deconfigured. Looped back to an earlier istep (Reconfigure loop).

**Response:**

The FRU callouts are calculated at the time of the failure. See the error log for the actual replacement strategy.

---

**BC23050A**

**Explanation:**

A hardware error occurred during the IPL. See previous logs for details.

**Response:**

The FRU callouts are calculated at the time of the failure. See the error log for the actual replacement strategy.

---

**BC23050B**

**Explanation:**

During processor/memory subsystem initialization, an error was encountered: Received shutdown request from service processor.

**Response:**

The FRU callouts are calculated at the time of the failure. See the error log for the actual replacement strategy.

---

**BC23050C**

**Explanation:**

A problem occurred during the IPL of the system.

**Response:**

The FRU callouts are calculated at the time of the failure. See the error log for the actual replacement strategy.

---

**BC23050D**

**Explanation:**

During processor/memory subsystem initialization, an error was encountered: Istep messaged received by non-master node.

**Response:**

The FRU callouts are calculated at the time of the failure. See the error log for the actual replacement strategy.

---

**BC23050F**

**Explanation:**

A reconfigure loop is being induced for testing purposes.

**Response:**

The FRU callouts are calculated at the time of the failure. See the error log for the actual replacement strategy.

---

**BC230510**

**Explanation:**

During processor/memory subsystem initialization, an error was encountered: Received shutdown request due to deconfigure outside of reconfig loop.

**Response:**

The FRU callouts are calculated at the time of the failure. See the error log for the actual replacement strategy.

---

**BC230511**

**Explanation:**

An internal firmware error occurred.

**Response:**

The FRU callouts are calculated at the time of the failure. See the error log for the actual replacement strategy.

---

**BC230512**

**Explanation:**

Node is no longer accepting istep requests.

**Response:**

The FRU callouts are calculated at the time of the failure. See the error log for the actual replacement strategy.

---

**BC230516**

**Explanation:**

Firmware error during boot.

**Response:**

The FRU callouts are calculated at the time of the failure. See the error log for the actual replacement strategy.

---

**BC230601**

**Explanation:**

A problem occurred while accessing the boot flash.

**Response:**

The FRU callouts are calculated at the time of the failure. See the error log for the actual replacement strategy.

---

**BC230602**

**Explanation:**

A problem occurred while accessing the boot flash.

**Response:**

The FRU callouts are calculated at the time of the failure. See the error log for the actual replacement strategy.

---

**BC230603**

**Explanation:**

During processor/memory subsystem initialization, an error was encountered: invalid section passed to flush.

**Response:**

The FRU callouts are calculated at the time of the failure. See the error log for the actual replacement strategy.

---

**BC230604****Explanation:**

A problem occurred while initializing secure PNOR.

**Response:**

The FRU callouts are calculated at the time of the failure. See the error log for the actual replacement strategy.

---

**BC230605****Explanation:**

Processor NOR flash: A problem occurred while accessing the boot flash.

**Response:**

The FRU callouts are calculated at the time of the failure. See the error log for the actual replacement strategy.

---

**BC230606****Explanation:**

A problem occurred while accessing the boot flash.

**Response:**

The FRU callouts are calculated at the time of the failure. See the error log for the actual replacement strategy.

---

**BC230607****Explanation:**

During processor/memory subsystem initialization, an error was encountered: Unsupported Reset Level requested.

**Response:**

The FRU callouts are calculated at the time of the failure. See the error log for the actual replacement strategy.

---

**BC230608****Explanation:**

LPC bus error communicating with the BMC.

**Response:**

The FRU callouts are calculated at the time of the failure. See the error log for the actual replacement strategy.

---

**BC230609****Explanation:**

A problem occurred while accessing the boot flash.

**Response:**

The FRU callouts are calculated at the time of the failure. See the error log for the actual replacement strategy.

---

**BC23060B****Explanation:**

Hardware error accessing flash during IPL.

**Response:**

The FRU callouts are calculated at the time of the failure. See the error log for the actual replacement strategy.

---

**BC23060C****Explanation:**

Fail verifying Flash File System (FFS) Header on Master Candidate Processor NOR flash Table of Contents

**Response:**

The FRU callouts are calculated at the time of the failure. See the error log for the actual replacement strategy.

---

**BC230610****Explanation:**

A problem occurred while accessing the boot flash.

**Response:**

The FRU callouts are calculated at the time of the failure. See the error log for the actual replacement strategy.

---

**BC230612****Explanation:**

Hardware error accessing flash during IPL.

**Response:**

The FRU callouts are calculated at the time of the failure. See the error log for the actual replacement strategy.

---

**BC230614****Explanation:**

Firmware error accessing flash during IPL.

**Response:**

The FRU callouts are calculated at the time of the failure. See the error log for the actual replacement strategy.

---

**BC230615****Explanation:**

BMC not responding while accessing the flash.

**Response:**

The FRU callouts are calculated at the time of the failure. See the error log for the actual replacement strategy.

---

**BC230616****Explanation:**

Error accessing system firmware flash.

**Response:**

The FRU callouts are calculated at the time of the failure. See the error log for the actual replacement strategy.

---

**BC230617****Explanation:**

Error accessing system firmware flash.

**Response:**

The FRU callouts are calculated at the time of the failure. See the error log for the actual replacement strategy.

---

**BC230619****Explanation:**

A problem occurred while reading Processor NOR flash partition table.

**Response:**

The FRU callouts are calculated at the time of the failure. See the error log for the actual replacement strategy.

---

**BC23061B****Explanation:**

During processor/memory subsystem initialization, an error was encountered: invalid section passed to getSectionInfo or section prohibited by secureboot.

**Response:**

The FRU callouts are calculated at the time of the failure. See the error log for the actual replacement strategy.

---

**BC23061C****Explanation:**

During processor/memory subsystem initialization, an error was encountered: UNCORRECTABLE ECC.

**Response:**

The FRU callouts are calculated at the time of the failure. See the error log for the actual replacement strategy.

---

**BC23061D****Explanation:**

During processor/memory subsystem initialization, an error was encountered: section size is zero.

**Response:**

The FRU callouts are calculated at the time of the failure. See the error log for the actual replacement strategy.

---

**BC23061E****Explanation:**

Failed to remove pages.

**Response:**

The FRU callouts are calculated at the time of the failure. See the error log for the actual replacement strategy.

---

**BC23061F****Explanation:**

Error accessing system firmware flash.

**Response:**

The FRU callouts are calculated at the time of the failure. See the error log for the actual replacement strategy.

---

**BC230620****Explanation:**

Error accessing system firmware flash.

**Response:**

The FRU callouts are calculated at the time of the failure. See the error log for the actual replacement strategy.

---

**BC230621****Explanation:**

During processor/memory subsystem initialization, an error was encountered: Non ECC protected section is passed to fixECC.

**Response:**

The FRU callouts are calculated at the time of the failure. See the error log for the actual replacement strategy.

---

**BC230622****Explanation:**

A problem occurred while reading Processor NOR flash partition table.

**Response:**

The FRU callouts are calculated at the time of the failure. See the error log for the actual replacement strategy.

---

**BC230623****Explanation:**

A problem occurred while reading Processor NOR flash partition table.

**Response:**

The FRU callouts are calculated at the time of the failure. See the error log for the actual replacement strategy.

---

**BC230627****Explanation:**

A problem occurred while accessing the boot flash.

**Response:**

The FRU callouts are calculated at the time of the failure. See the error log for the actual replacement strategy.

---

**BC230629****Explanation:**

No valid Table of Contents (TOC) found for Processor NOR flash.

**Response:**

The FRU callouts are calculated at the time of the failure. See the error log for the actual replacement strategy.

---

**BC23062A****Explanation:**

Error accessing system firmware flash.

**Response:**

The FRU callouts are calculated at the time of the failure. See the error log for the actual replacement strategy.

---

**BC23062B****Explanation:**

A problem occurred while reading Processor NOR flash partition table.

**Response:**

The FRU callouts are calculated at the time of the failure. See the error log for the actual replacement strategy.

---

**BC23062C****Explanation:**

A problem occurred while reading Processor NOR flash partition table.

**Response:**

The FRU callouts are calculated at the time of the failure. See the error log for the actual replacement strategy.

---

**BC23062D****Explanation:**

A problem occurred while reading Processor NOR flash partition table.

**Response:**

The FRU callouts are calculated at the time of the failure. See the error log for the actual replacement strategy.

---

**BC23062F****Explanation:**

Firmware level mismatch.

**Response:**

The FRU callouts are calculated at the time of the failure. See the error log for the actual replacement strategy.

---

**BC230630****Explanation:**

Secureboot key transition failure.

**Response:**

The FRU callouts are calculated at the time of the failure. See the error log for the actual replacement strategy.

---

**BC230631****Explanation:**

Firmware Error.

**Response:**

The FRU callouts are calculated at the time of the failure. See the error log for the actual replacement strategy.

---

**BC230632****Explanation:**

BMC not responding while accessing the flash.

**Response:**

The FRU callouts are calculated at the time of the failure. See the error log for the actual replacement strategy.

---

**BC230633****Explanation:**

BMC not responding while accessing the flash.

**Response:**

The FRU callouts are calculated at the time of the failure. See the error log for the actual replacement strategy.

---

**BC230634****Explanation:**

Security failure: unable to securely load requested firmware.

**Response:**

The FRU callouts are calculated at the time of the failure. See the error log for the actual replacement strategy.

---

**BC230635****Explanation:**

A problem occurred within the security subsystem.

**Response:**

The FRU callouts are calculated at the time of the failure. See the error log for the actual replacement strategy.

---

**BC230636****Explanation:**

A problem occurred within the security subsystem.

**Response:**

The FRU callouts are calculated at the time of the failure. See the error log for the actual replacement strategy.

---

---

**BC230637****Explanation:**

A problem occurred within the security subsystem.

**Response:**

The FRU callouts are calculated at the time of the failure. See the error log for the actual replacement strategy.

---

**BC230638****Explanation:**

Failure in security subsystem.

**Response:**

The FRU callouts are calculated at the time of the failure. See the error log for the actual replacement strategy.

---

**BC230639****Explanation:**

Platform Security Error.

**Response:**

The FRU callouts are calculated at the time of the failure. See the error log for the actual replacement strategy.

---

**BC23063A****Explanation:**

Failure in security subsystem = Failure in security subsystem.

**Response:**

The FRU callouts are calculated at the time of the failure. See the error log for the actual replacement strategy.

---

**BC23063B****Explanation:**

Failure in security subsystem.

**Response:**

The FRU callouts are calculated at the time of the failure. See the error log for the actual replacement strategy.

---

**BC23063C****Explanation:**

Failure in security subsystem.

**Response:**

The FRU callouts are calculated at the time of the failure. See the error log for the actual replacement strategy.

---

**BC23063D****Explanation:**

A problem occurred while reading Processor NOR flash partition table.

**Response:**

The FRU callouts are calculated at the time of the failure. See the error log for the actual replacement strategy.

---

**BC230702****Explanation:**

A problem occurred during the IPL of the system.

**Response:**

The FRU callouts are calculated at the time of the failure. See the error log for the actual replacement strategy.

---

**BC230703****Explanation:**

During processor/memory subsystem initialization, an error was encountered: Timed out waiting for data in FIFO to read.

**Response:**

The FRU callouts are calculated at the time of the failure. See the error log for the actual replacement strategy.

---

**BC230705****Explanation:**

During processor/memory subsystem initialization, an error was encountered: Timed out waiting for command complete.

**Response:**

The FRU callouts are calculated at the time of the failure. See the error log for the actual replacement strategy.

---

**BC230706****Explanation:**

A problem occurred during the IPL of the system: An error was found in the I2C status register.

**Response:**

The FRU callouts are calculated at the time of the failure. See the error log for the actual replacement strategy.

---

**BC230707****Explanation:**

During processor/memory subsystem initialization, an error was encountered: Master Sentinel chip was used as a target for an I2C operation. This is not permitted.

**Response:**

The FRU callouts are calculated at the time of the failure. See the error log for the actual replacement strategy.

---

**BC23070A****Explanation:**

A problem occurred during the IPL of the system.

**Response:**

The FRU callouts are calculated at the time of the failure. See the error log for the actual replacement strategy.

---

**BC23070B****Explanation:**

A problem occurred during the IPL of the system: A NACK error was found in the I2C Status register.

**Response:**

The FRU callouts are calculated at the time of the failure. See the error log for the actual replacement strategy.

---

**BC23070C****Explanation:**

A problem occurred during the IPL of the system: A Bus Arbitration Lost error was found in the I2C status register.

**Response:**

The FRU callouts are calculated at the time of the failure. See the error log for the actual replacement strategy.

---

**BC23070D****Explanation:**

During processor/memory subsystem initialization, an error was encountered: I2C read/write interface not linked.

**Response:**

The FRU callouts are calculated at the time of the failure. See the error log for the actual replacement strategy.

---

**BC23070E****Explanation:**

During processor/memory subsystem initialization, an error was encountered: I2C access error.

**Response:**

The FRU callouts are calculated at the time of the failure. See the error log for the actual replacement strategy.

---

**BC23070F****Explanation:**

During processor/memory subsystem initialization, an error was encountered: I2C offset length is invalid.

**Response:**

The FRU callouts are calculated at the time of the failure. See the error log for the actual replacement strategy.

---

**BC230710****Explanation:**

During processor/memory subsystem initialization, an error was encountered: There was an error retrieving the EEPROM page mutex for this i2c master engine.

**Response:**

The FRU callouts are calculated at the time of the failure. See the error log for the actual replacement strategy.

---

**BC230711****Explanation:**

During processor/memory subsystem initialization, an error was encountered: There was a request for an invalid EEPROM page.

**Response:**

The FRU callouts are calculated at the time of the failure. See the error log for the actual replacement strategy.

---

**BC230712****Explanation:**

During processor/memory subsystem initialization, an error was encountered: I2C master encountered an error while trying to unlock the eepromPage.

**Response:**

The FRU callouts are calculated at the time of the failure. See the error log for the actual replacement strategy.

---

**BC230713****Explanation:**

A problem occurred during the IPL of the system.

**Response:**

The FRU callouts are calculated at the time of the failure. See the error log for the actual replacement strategy.

---

**BC230714****Explanation:**

Unexpected boot firmware error.

**Response:**

The FRU callouts are calculated at the time of the failure. See the error log for the actual replacement strategy.

---

**BC230715****Explanation:**

Unexpected boot firmware error.

**Response:**

The FRU callouts are calculated at the time of the failure. See the error log for the actual replacement strategy.

---

**BC230716****Explanation:**

Firmware error during boot.

**Response:**

The FRU callouts are calculated at the time of the failure. See the error log for the actual replacement strategy.

---

**BC230717****Explanation:**

Firmware error during boot.

**Response:**

The FRU callouts are calculated at the time of the failure. See the error log for the actual replacement strategy.

---

**BC230718****Explanation:**

Unexpected firmware error.

**Response:**

The FRU callouts are calculated at the time of the failure. See the error log for the actual replacement strategy.

---

**BC230719****Explanation:**

Unexpected firmware error.

**Response:**

The FRU callouts are calculated at the time of the failure. See the error log for the actual replacement strategy.

---

**BC23071A****Explanation:**

Unexpected firmware error.

**Response:**

The FRU callouts are calculated at the time of the failure. See the error log for the actual replacement strategy.

---

**BC23071B****Explanation:**

Unexpected firmware error.

**Response:**

The FRU callouts are calculated at the time of the failure. See the error log for the actual replacement strategy.

---

**BC23071C****Explanation:**

Unexpected firmware error.

**Response:**

The FRU callouts are calculated at the time of the failure. See the error log for the actual replacement strategy.

---

**BC23071D****Explanation:**

Unexpected firmware error.

**Response:**

The FRU callouts are calculated at the time of the failure. See the error log for the actual replacement strategy.

---

**BC230801****Explanation:**

During processor/memory subsystem initialization, an error was encountered: Could not load/unload module.

**Response:**

The FRU callouts are calculated at the time of the failure. See the error log for the actual replacement strategy.

---

**BC230803****Explanation:**

During processor/memory subsystem initialization, an error was encountered: Could not allocate virtual memory.

**Response:**

The FRU callouts are calculated at the time of the failure. See the error log for the actual replacement strategy.

---

**BC230804****Explanation:**

During processor/memory subsystem initialization, an error was encountered: Could not set permissions on virtual memory.

**Response:**

The FRU callouts are calculated at the time of the failure. See the error log for the actual replacement strategy.

---

**BC230805****Explanation:**

During processor/memory subsystem initialization, an error was encountered: Module does not exist.

**Response:**

The FRU callouts are calculated at the time of the failure. See the error log for the actual replacement strategy.

---

**BC230806****Explanation:**

During processor/memory subsystem initialization, an error was encountered: Module is not a data module.

**Response:**

The FRU callouts are calculated at the time of the failure. See the error log for the actual replacement strategy.

---

**BC230807****Explanation:**



A problem was detected during the IPL of they system:  
Task crashed.

**Response:**

The FRU callouts are calculated at the time of the failure. See the error log for the actual replacement strategy.

---

**BC230808**

**Explanation:**

Corrupted flash image or firmware error during system boot.

**Response:**

The FRU callouts are calculated at the time of the failure. See the error log for the actual replacement strategy.

---

**BC230901**

**Explanation:**

A problem was detected during the IPL of the system:  
A hardware initialization procedure requested an invalid attribute.

**Response:**

The FRU callouts are calculated at the time of the failure. See the error log for the actual replacement strategy.

---

**BC230902**

**Explanation:**

During processor/memory subsystem initialization, an error was encountered: Request for EC features on an attribute without EC features.

**Response:**

The FRU callouts are calculated at the time of the failure. See the error log for the actual replacement strategy.

---

**BC230907**

**Explanation:**

Internal firmware error.

**Response:**

The FRU callouts are calculated at the time of the failure. See the error log for the actual replacement strategy.

---

**BC230908**

**Explanation:**

Firmware Error.

**Response:**

The FRU callouts are calculated at the time of the failure. See the error log for the actual replacement strategy.

---

**BC230909**

**Explanation:**

Firmware Error.

**Response:**

The FRU callouts are calculated at the time of the failure. See the error log for the actual replacement strategy.

---

**BC23090A**

**Explanation:**

Firmware Error.

**Response:**

The FRU callouts are calculated at the time of the failure. See the error log for the actual replacement strategy.

---

**BC23090D**

**Explanation:**

Firmware error during IPL.

**Response:**

The FRU callouts are calculated at the time of the failure. See the error log for the actual replacement strategy.

---

**BC23090E**

**Explanation:**

Firmware error during IPL.

**Response:**

The FRU callouts are calculated at the time of the failure. See the error log for the actual replacement strategy.

---

**BC23090F**

**Explanation:**

Error initializing processor/memory subsystem during boot. See FRU list for repair actions.

**Response:**

The FRU callouts are calculated at the time of the failure. See the error log for the actual replacement strategy.

---

**BC230910**

**Explanation:**

Firmware error during IPL.

**Response:**

The FRU callouts are calculated at the time of the failure. See the error log for the actual replacement strategy.

---

**BC230911**

**Explanation:**

Firmware error duringRIPTION = During processor/ memory subsystem initialization, an error was encountered: The hwsv returned a message where the extra data was null. This should not happen so need to tell HostBoot to stop the ipl.

**Response:**

The FRU callouts are calculated at the time of the failure. See the error log for the actual replacement strategy.

---

**BC230912****Explanation:**

A problem occurred during the IPL of the system.

**Response:**

The FRU callouts are calculated at the time of the failure. Examine the error log for the actual replacement strategy.

---

**BC230913****Explanation:**

During processor/memory subsystem initialization, an error was encountered.

**Response:**

The FRU callouts are calculated at the time of the failure. Examine the error log for the actual replacement strategy.

---

**BC230914****Explanation:**

During processor/memory subsystem initialization, an error was encountered.

**Response:**

The FRU callouts are calculated at the time of the failure. Examine the error log for the actual replacement strategy.

---

**BC230915****Explanation:**

During processor/memory subsystem initialization, an error was encountered.

**Response:**

The FRU callouts are calculated at the time of the failure. Examine the error log for the actual replacement strategy.

---

**BC230916****Explanation:**

During processor/memory subsystem initialization, an error was encountered.

**Response:**

The FRU callouts are calculated at the time of the failure. Examine the error log for the actual replacement strategy.

---

**BC230917****Explanation:**

During processor/memory subsystem initialization, an error was encountered.

**Response:**

The FRU callouts are calculated at the time of the failure. Examine the error log for the actual replacement strategy.

---

**BC23091B****Explanation:**

A problem occurred during the IPL of the system.

**Response:**

The FRU callouts are calculated at the time of the failure. Examine the error log for the actual replacement strategy.

---

**BC23091C****Explanation:**

During processor/memory subsystem initialization, an error was encountered.

**Response:**

The FRU callouts are calculated at the time of the failure. Examine the error log for the actual replacement strategy.

---

**BC23091D****Explanation:**

A problem occurred during the IPL of the system.

**Response:**

The FRU callouts are calculated at the time of the failure. Examine the error log for the actual replacement strategy.

---

**BC23091E****Explanation:**

During processor/memory subsystem initialization, an error was encountered.

**Response:**

The FRU callouts are calculated at the time of the failure. Examine the error log for the actual replacement strategy.

---

**BC23091F****Explanation:**

During processor/memory subsystem initialization, an error was encountered.

**Response:**

The FRU callouts are calculated at the time of the failure. Examine the error log for the actual replacement strategy.

---

**BC230920****Explanation:**

A problem occurred during the IPL of the system.

**Response:**

The FRU callouts are calculated at the time of the failure. Examine the error log for the actual replacement strategy.

---

**BC230921****Explanation:**

A problem occurred during the IPL of the system.

**Response:**

The FRU callouts are calculated at the time of the failure. Examine the error log for the actual replacement strategy.

---

**BC230922****Explanation:**

A problem occurred during the IPL of the system.

**Response:**

The FRU callouts are calculated at the time of the failure. Examine the error log for the actual replacement strategy.

---

**BC230923****Explanation:**

A problem occurred during the IPL of the system.

**Response:**

The FRU callouts are calculated at the time of the failure. Examine the error log for the actual replacement strategy.

---

**BC230924****Explanation:**

A problem occurred during the IPL of the system.

**Response:**

The FRU callouts are calculated at the time of the failure. Examine the error log for the actual replacement strategy.

---

**BC230925****Explanation:**

During processor/memory subsystem initialization, an error was encountered.

**Response:**

The FRU callouts are calculated at the time of the failure. Examine the error log for the actual replacement strategy.

---

**BC230926****Explanation:**

During processor/memory subsystem initialization, an error was encountered: The hwsv found an error while processing the message so it sent an error message back to indicate to HostBoot to stop the IPL. Userdata1 will have the error PLID from hwsv's errorlog.

**Response:**

The FRU callouts are calculated at the time of the failure. See the error log for the actual replacement strategy.

---

---

**BC230927****Explanation:**

During processor/memory subsystem initialization, an error was encountered: The hwsv returned a message where there was an error when the powr function was called. userdata1 contains the errorlog plid from hwsv generated by the powr function.

**Response:**

The FRU callouts are calculated at the time of the failure. See the error log for the actual replacement strategy.

---

**BC230928****Explanation:**

During processor/memory subsystem initialization, an error was encountered: HB got an incorrect type message. HB did not provide the correct message type in the istep. Userdata1 shows the message type passed in.

**Response:**

The FRU callouts are calculated at the time of the failure. See the error log for the actual replacement strategy.

---

**BC230929****Explanation:**

A problem occurred during the IPL of the system.

**Response:**

The FRU callouts are calculated at the time of the failure. Examine the error log for the actual replacement strategy.

---

**BC23092A****Explanation:**

During processor/memory subsystem initialization, an error was encountered: messages from other nodes have not returned in time.

**Response:**

The FRU callouts are calculated at the time of the failure. See the error log for the actual replacement strategy.

---

**BC23092B****Explanation:**

During processor/memory subsystem initialization, an error was encountered: host coalesce host timer thread failed.

**Response:**

The FRU callouts are calculated at the time of the failure. See the error log for the actual replacement strategy.

---

**BC23092C****Explanation:**

During processor/memory subsystem initialization, an error was encountered.

**Response:**

The FRU callouts are calculated at the time of the failure. Examine the error log for the actual replacement strategy.

---

**BC23092D**

**Explanation:**

During processor/memory subsystem initialization, an error was encountered.

**Response:**

The FRU callouts are calculated at the time of the failure. Examine the error log for the actual replacement strategy.

---

**BC23092E**

**Explanation:**

During processor/memory subsystem initialization, an error was encountered: Request given to load payload into mirrored memory, but no mirrored memory exists at that location.

**Response:**

The FRU callouts are calculated at the time of the failure. See the error log for the actual replacement strategy.

---

**BC230930**

**Explanation:**

Read/write requested while in DISABLE\_DRAM\_REPAIRS mode found extra bad bits set for DIMM.

**Response:**

The FRU callouts are calculated at the time of the failure. See the error log for the actual replacement strategy.

---

**BC230931**

**Explanation:**

A problem occurred during the IPL of the system.

**Response:**

The FRU callouts are calculated at the time of the failure. See the error log for the actual replacement strategy.

---

**BC230932**

**Explanation:**

A problem occurred during the IPL of the system.

**Response:**

The FRU callouts are calculated at the time of the failure. See the error log for the actual replacement strategy.

---

**BC230933**

**Explanation:**

During processor/memory subsystem initialization, an error was encountered: Failed due to wrong DIMM type.

**Response:**

The FRU callouts are calculated at the time of the failure. See the error log for the actual replacement strategy.

---

**BC230934**

**Explanation:**

During processor/memory subsystem initialization, an error was encountered: Either nominal, max turbo or min power save frequency for the processor HUID (userdata1) is zero.

**Response:**

The FRU callouts are calculated at the time of the failure. See the error log for the actual replacement strategy.

---

**BC230935**

**Explanation:**

During processor/memory subsystem initialization, an error was encountered: Input buffer size is smaller than expected length.

**Response:**

The FRU callouts are calculated at the time of the failure. See the error log for the actual replacement strategy.

---

**BC230936**

**Explanation:**

During processor/memory subsystem initialization, an error was encountered: Nominal frequency(userdata1) does not match nominal frequency(userdata2) on other cores. Should be the same for all chips.

**Response:**

The FRU callouts are calculated at the time of the failure. See the error log for the actual replacement strategy.

---

**BC230937**

**Explanation:**

During processor/memory subsystem initialization, an error was encountered: Invalid bucket id found for the voltage data.

**Response:**

The FRU callouts are calculated at the time of the failure. See the error log for the actual replacement strategy.

---

**BC230938**

**Explanation:**

During processor/memory subsystem initialization, an error was encountered: Bucket id from PR keyword does not match bucket id in the voltage data.

**Response:**

The FRU callouts are calculated at the time of the failure. See the error log for the actual replacement strategy.

---

**BC230939****Explanation:**

During processor/memory subsystem initialization, an error was encountered: Unsupported #V keyword data version found.

**Response:**

The FRU callouts are calculated at the time of the failure. See the error log for the actual replacement strategy.

---

**BC23093B****Explanation:**

During processor/memory subsystem initialization, an error was encountered: When Workload Optimized Frequency (WOF) is enabled, ultra turbo freq should not be 0.

**Response:**

The FRU callouts are calculated at the time of the failure. See the error log for the actual replacement strategy.

---

**BC23093C****Explanation:**

During processor/memory subsystem initialization, an error was encountered: When Workload Optimized Frequency (WOF) is enabled, the WOF Freq Uplift index should be 1,2,3, or 4.

**Response:**

The FRU callouts are calculated at the time of the failure. See the error log for the actual replacement strategy.

---

**BC23093D****Explanation:**

A problem occurred during the IPL of the system.

**Response:**

The FRU callouts are calculated at the time of the failure. See the error log for the actual replacement strategy.

---

**BC23093E****Explanation:**

Error uncompressing payload image from boot flash.

**Response:**

The FRU callouts are calculated at the time of the failure. See the error log for the actual replacement strategy.

---

**BC230A01****Explanation:**

An internal function called the FSI device driver with an improper data length.

**Response:**

The FRU callouts are calculated at the time of the failure. See the error log for the actual replacement strategy.

---

**BC230A03****Explanation:**

A problem occurred during the IPL of the system.

**Response:**

The FRU callouts are calculated at the time of the failure. See the error log for the actual replacement strategy.

---

**BC230A04****Explanation:**

A problem occurred during the IPL of the system.

**Response:**

The FRU callouts are calculated at the time of the failure. See the error log for the actual replacement strategy.

---

**BC230A06****Explanation:**

A problem occurred during the IPL of the system.

**Response:**

The FRU callouts are calculated at the time of the failure. See the error log for the actual replacement strategy.

---

**BC230A08****Explanation:**

A problem occurred during the IPL of the system.

**Response:**

The FRU callouts are calculated at the time of the failure. See the error log for the actual replacement strategy.

---

**BC230A09****Explanation:**

A problem occurred during the IPL of the system.

**Response:**

The FRU callouts are calculated at the time of the failure. See the error log for the actual replacement strategy.

---

**BC230A0A****Explanation:**

A problem occurred during the IPL of the system.

**Response:**

The FRU callouts are calculated at the time of the failure. See the error log for the actual replacement strategy.

---

**BC230A0B****Explanation:**

A problem occurred during the IPL of the system.

**Response:**

The FRU callouts are calculated at the time of the failure. See the error log for the actual replacement strategy.

---

**BC230A0C****Explanation:**

A problem occurred during the IPL of the system.

**Response:**

The FRU callouts are calculated at the time of the failure. See the error log for the actual replacement strategy.

---

**BC230A0D****Explanation:**

A problem occurred during the IPL of the system.

**Response:**

The FRU callouts are calculated at the time of the failure. See the error log for the actual replacement strategy.

---

**BC230A0E****Explanation:**

A problem occurred during the IPL of the system.

**Response:**

The FRU callouts are calculated at the time of the failure. See the error log for the actual replacement strategy.

---

**BC230A0F****Explanation:**

FSI and MVPD do not agree.

**Response:**

The FRU callouts are calculated at the time of the failure. See the error log for the actual replacement strategy.

---

**BC230A10****Explanation:**

FSI and CVPD do not agree.

**Response:**

The FRU callouts are calculated at the time of the failure. See the error log for the actual replacement strategy.

---

**BC230A11****Explanation:**

A problem occurred during the IPL of the system.

**Response:**

The FRU callouts are calculated at the time of the failure. See the error log for the actual replacement strategy.

---

**BC230A12****Explanation:**

A problem occurred during the IPL of the system.

**Response:**

The FRU callouts are calculated at the time of the failure. See the error log for the actual replacement strategy.

---

**BC230B01****Explanation:**

During processor/memory subsystem initialization, an error was encountered.

**Response:**

The FRU callouts are calculated at the time of the failure. Examine the error log for the actual replacement strategy.

---

**BC230B02****Explanation:**

A problem occurred during the IPL of the system. The eyecatch value observed in memory does not match the expected value and therefore the contents of the attribute sections are unable to be parsed.

**Response:**

The FRU callouts are calculated at the time of the failure. See the error log for the actual replacement strategy.

---

**BC230B03****Explanation:**

Kernel failed to block memory.

**Response:**

The FRU callouts are calculated at the time of the failure. See the error log for the actual replacement strategy.

---

**BC230B04****Explanation:**

Kernel failed to set permissions on virtual memory block.

**Response:**

The FRU callouts are calculated at the time of the failure. See the error log for the actual replacement strategy.

---

**BC230B05****Explanation:**

Unexpected boot firmware error occurred.

**Response:**

The FRU callouts are calculated at the time of the failure. See the error log for the actual replacement strategy.

---

**BC230B06****Explanation:**

FW error, unexpected Attribute section type.

**Response:**

The FRU callouts are calculated at the time of the failure. See the error log for the actual replacement strategy.

---

**BC230B07****Explanation:**

A problem occurred during the IPL of the system: Attributes were not fully synchronized between the host firmware and service processor.

**Response:**

The FRU callouts are calculated at the time of the failure. See the error log for the actual replacement strategy.

---

**BC230B08****Explanation:**

During processor/memory subsystem initialization, an error was encountered: The attribute synchronization code on the service processor side was unable to fulfill the sync to HostBoot request.

**Response:**

The FRU callouts are calculated at the time of the failure. See the error log for the actual replacement strategy.

---

**BC230B09****Explanation:**

During processor/memory subsystem initialization, an error was encountered: The attribute synchronization from the service processor failed.

**Response:**

The FRU callouts are calculated at the time of the failure. See the error log for the actual replacement strategy.

---

**BC230B0A****Explanation:**

During processor/memory subsystem initialization, an error was encountered.

**Response:**

The FRU callouts are calculated at the time of the failure. Examine the error log for the actual replacement strategy.

---

**BC230B0B****Explanation:**

During processor/memory subsystem initialization, an error was encountered.

**Response:**

The FRU callouts are calculated at the time of the failure. Examine the error log for the actual replacement strategy.

---

**BC230B0C****Explanation:**

During processor/memory subsystem initialization, an error was encountered: Targeting target's type not supported by runtime code.

**Response:**

The FRU callouts are calculated at the time of the failure. See the error log for the actual replacement strategy.

---

**BC230B0D****Explanation:**

Invalid configuration data in firmware Processor NOR flash.

**Response:**

The FRU callouts are calculated at the time of the failure. See the error log for the actual replacement strategy.

---

**BC230B0E****Explanation:**

Invalid configuration data in firmware Processor NOR flash.

**Response:**

The FRU callouts are calculated at the time of the failure. See the error log for the actual replacement strategy.

---

**BC230B0F****Explanation:**

During processor/memory subsystem initialization, an error was encountered: Failure applying given attribute override on given target.

**Response:**

The FRU callouts are calculated at the time of the failure. See the error log for the actual replacement strategy.

---

**BC230B10****Explanation:**

During processor/memory subsystem initialization, an error was encountered: Given target does not have given attribute to apply override.

**Response:**

The FRU callouts are calculated at the time of the failure. See the error log for the actual replacement strategy.

---

**BC230B11****Explanation:**

Invalid configuration data in firmware Processor NOR flash.

**Response:**

The FRU callouts are calculated at the time of the failure. See the error log for the actual replacement strategy.

---

**BC230B12****Explanation:**

Invalid configuration data in firmware Processor NOR flash.

**Response:**

The FRU callouts are calculated at the time of the failure. See the error log for the actual replacement strategy.

---

**BC230B13****Explanation:**

Kernel failed to block map memory.

**Response:**

The FRU callouts are calculated at the time of the failure. See the error log for the actual replacement strategy.

---

**BC230B15****Explanation:**

Kernel failed to unblock mapped memory.

**Response:**

The FRU callouts are calculated at the time of the failure. See the error log for the actual replacement strategy.

---

**BC230B16****Explanation:**

Unexpected internal firmware error.

**Response:**

The FRU callouts are calculated at the time of the failure. See the error log for the actual replacement strategy.

---

**BC230B17****Explanation:**

Unexpected internal firmware error.

**Response:**

The FRU callouts are calculated at the time of the failure. See the error log for the actual replacement strategy.

---

**BC230B18****Explanation:**

Internal firmware error preparing for concurrent code update.

**Response:**

The FRU callouts are calculated at the time of the failure. See the error log for the actual replacement strategy.

---

**BC230B19****Explanation:**

Unsupported override configuration data.

**Response:**

The FRU callouts are calculated at the time of the failure. See the error log for the actual replacement strategy.

---

**BC230B1A****Explanation:**

Unexpected boot firmware failure.

**Response:**

The FRU callouts are calculated at the time of the failure. See the error log for the actual replacement strategy.

---

**BC230B1B****Explanation:**

Tolerated boot firmware error occurred.

**Response:**

The FRU callouts are calculated at the time of the failure. See the error log for the actual replacement strategy.

---

**BC230B80****Explanation:**

During processor/memory subsystem initialization, an error was encountered: The caller passed an invalid node target to find the master proc handle.

**Response:**

The FRU callouts are calculated at the time of the failure. See the error log for the actual replacement strategy.

---

**BC230B81****Explanation:**

During processor/memory subsystem initialization, an error was encountered: The caller passed an invalid node target to find the master proc handle.

**Response:**

The FRU callouts are calculated at the time of the failure. See the error log for the actual replacement strategy.

---

**BC230B82****Explanation:**

Internal firmware error applying custom configuration settings.

**Response:**



The FRU callouts are calculated at the time of the failure. See the error log for the actual replacement strategy.

---

**BC230B83****Explanation:**

Firmware error doing code update.

**Response:**

The FRU callouts are calculated at the time of the failure. See the error log for the actual replacement strategy.

---

**BC230B84****Explanation:**

Firmware error doing code update.

**Response:**

The FRU callouts are calculated at the time of the failure. See the error log for the actual replacement strategy.

---

**BC230B85****Explanation:**

Firmware error doing code update.

**Response:**

The FRU callouts are calculated at the time of the failure. See the error log for the actual replacement strategy.

---

**BC230B86****Explanation:**

Firmware error doing code update.

**Response:**

The FRU callouts are calculated at the time of the failure. See the error log for the actual replacement strategy.

---

**BC230B87****Explanation:**

Firmware error doing code update.

**Response:**

The FRU callouts are calculated at the time of the failure. See the error log for the actual replacement strategy.

---

**BC230B88****Explanation:**

Firmware error doing code update.

**Response:**

The FRU callouts are calculated at the time of the failure. See the error log for the actual replacement strategy.

---

**BC230B89****Explanation:**

Attempted to perform an invalid attribute look up.

**Response:**

The FRU callouts are calculated at the time of the failure. See the error log for the actual replacement strategy.

---

**BC230B8A****Explanation:**

A problem occurred during the IPL of the system. Expected resource was not indicated to be present.

**Response:**

The FRU callouts are calculated at the time of the failure. See the error log for the actual replacement strategy.

---

**BC230B8B****Explanation:**

During processor/memory subsystem initialization, an error was encountered: Error: Failed to translate common association address to platform address.

**Response:**

The FRU callouts are calculated at the time of the failure. See the error log for the actual replacement strategy.

---

**BC230B8C****Explanation:**

During processor/memory subsystem initialization, an error was encountered: Error: No free association entry to set.

**Response:**

The FRU callouts are calculated at the time of the failure. See the error log for the actual replacement strategy.

---

**BC230C01****Explanation:**

During processor/memory subsystem initialization, an error was encountered: Attempt to deconfigure a target that is not deconfigurable or not present.

**Response:**

The FRU callouts are calculated at the time of the failure. See the error log for the actual replacement strategy.

---

**BC230C03****Explanation:**

During processor/memory subsystem initialization, an error was encountered: Invalid target encountered in processing of HW callout.

**Response:**

The FRU callouts are calculated at the time of the failure. See the error log for the actual replacement strategy.

---

**BC230C04**

**Explanation:**

During processor/memory subsystem initialization, an error was encountered: Insufficient hardware to continue.

**Response:**

The FRU callouts are calculated at the time of the failure. See the error log for the actual replacement strategy.

---

**BC230C05****Explanation:**

A problem occurred during the IPL of the system: No functional processor cores were found on the master processor.

**Response:**

The FRU callouts are calculated at the time of the failure. See the error log for the actual replacement strategy.

---

**BC230C06****Explanation:**

A problem occurred during the IPL of the system: Found no functional dimm cards.

**Response:**

The FRU callouts are calculated at the time of the failure. See the error log for the actual replacement strategy.

---

**BC230C07****Explanation:**

A problem occurred during the IPL of the system: No functional master processor was found on this node.

**Response:**

The FRU callouts are calculated at the time of the failure. See the error log for the actual replacement strategy.

---

**BC230C08****Explanation:**

A problem occurred during the IPL of the system: No functional nodes were found on the system.

**Response:**

The FRU callouts are calculated at the time of the failure. See the error log for the actual replacement strategy.

---

**BC230C09****Explanation:**

A problem occurred during the IPL of the system: Found no functional dimm cards.

**Response:**

The FRU callouts are calculated at the time of the failure. See the error log for the actual replacement strategy.

---

**BC230C0A****Explanation:**

A previously discovered hardware issue is being ignored to allow the system to boot.

**Response:**

The FRU callouts are calculated at the time of the failure. See the error log for the actual replacement strategy.

---

**BC230C0B****Explanation:**

A problem occurred during the IPL of the system: A critical resource was found to be deconfigured.

**Response:**

The FRU callouts are calculated at the time of the failure. See the error log for the actual replacement strategy.

---

**BC230C0C****Explanation:**

A problem occurred during the IPL of the system: Found no functional dimm cards.

**Response:**

The FRU callouts are calculated at the time of the failure. See the error log for the actual replacement strategy.

---

**BC230C0E****Explanation:**

Insufficient hardware to continue IPL.

**Response:**

The FRU callouts are calculated at the time of the failure. See the error log for the actual replacement strategy.

---

**BC230C0F****Explanation:**

Incompatible Processor Chip Levels.

**Response:**

The FRU callouts are calculated at the time of the failure. See the error log for the actual replacement strategy.

---

**BC230C10****Explanation:**

Incompatible Processor Chip Levels.

**Response:**

The FRU callouts are calculated at the time of the failure. See the error log for the actual replacement strategy.

---

**BC230C11****Explanation:**

Host firmware encountered an internal error.

**Response:**

The FRU callouts are calculated at the time of the failure. See the error log for the actual replacement strategy.

---

**BC230C12****Explanation:**

Host firmware encountered an internal error.

**Response:**

The FRU callouts are calculated at the time of the failure. See the error log for the actual replacement strategy.

---

**BC230C13****Explanation:**

Host Firmware encountered an internal error.

**Response:**

The FRU callouts are calculated at the time of the failure. See the error log for the actual replacement strategy.

---

**BC230C14****Explanation:**

A problem occurred during the IPL of the system:  
Found too many obus links.

**Response:**

The FRU callouts are calculated at the time of the failure. See the error log for the actual replacement strategy.

---

**BC230C15****Explanation:**

A problem occurred during the IPL of the system: No memory found.

**Response:**

The FRU callouts are calculated at the time of the failure. See the error log for the actual replacement strategy.

---

**BC230C16****Explanation:**

A problem occurred during IPL of the system: Internal Firmware Error.

**Response:**

The FRU callouts are calculated at the time of the failure. See the error log for the actual replacement strategy.

---

**BC230C19****Explanation:**

A problem occurred during IPL of the system: Internal Firmware Error.

**Response:**

The FRU callouts are calculated at the time of the failure. See the error log for the actual replacement strategy.

---

**BC230C1A****Explanation:**

An issue occurred during IPL of the system: Internal Firmware Error.

**Response:**

The FRU callouts are calculated at the time of the failure. See the error log for the actual replacement strategy.

---

**BC230C1B****Explanation:**

Incompatible Processor Chip Levels.

**Response:**

The FRU callouts are calculated at the time of the failure. See the error log for the actual replacement strategy.

---

**BC230C1C****Explanation:**

Incompatible Processor Chip Levels.

**Response:**

The FRU callouts are calculated at the time of the failure. See the error log for the actual replacement strategy.

---

**BC230C1D****Explanation:**

Incompatible Processor Chip Levels.

**Response:**

The FRU callouts are calculated at the time of the failure. See the error log for the actual replacement strategy.

---

**BC230C81****Explanation:**

A problem occurred during the IPL of the system. Attempt to create a deconfiguration record for a target that is not deconfigurable or not present.

**Response:**

The FRU callouts are calculated at the time of the failure. See the error log for the actual replacement strategy.

---

**BC230C82****Explanation:**

A problem occurred during the IPL of the system. Attempt to create a deconfiguration record for a target, but the deconfiguration repository is full.

**Response:**

The FRU callouts are calculated at the time of the failure. See the error log for the actual replacement strategy.

---

**BC230C83****Explanation:**

Invalid chipid from hardware (all FFs).

**Response:**

The FRU callouts are calculated at the time of the failure. See the error log for the actual replacement strategy.

---

**BC230C84****Explanation:**

Invalid Lx keyword.

**Response:**

The FRU callouts are calculated at the time of the failure. See the error log for the actual replacement strategy.

---

**BC230C85****Explanation:**

Bad MCA target.

**Response:**

The FRU callouts are calculated at the time of the failure. See the error log for the actual replacement strategy.

---

**BC230C86****Explanation:**

During processor/memory subsystem initialization, an error was encountered: Post de-configuration of target failed.

**Response:**

The FRU callouts are calculated at the time of the failure. See the error log for the actual replacement strategy.

---

**BC230C87****Explanation:**

During processor/memory subsystem initialization, an error was encountered: Post de-configuration of target failed.

**Response:**

The FRU callouts are calculated at the time of the failure. See the error log for the actual replacement strategy.

---

**BC230C88****Explanation:**

Insufficient DIMM resources.

**Response:**

The FRU callouts are calculated at the time of the failure. See the error log for the actual replacement strategy.

---

**BC230D01****Explanation:**

A problem occurred during the IPL of the system: Error returned from SCOM engine after write.

**Response:**

The FRU callouts are calculated at the time of the failure. See the error log for the actual replacement strategy.

---

**BC230D02****Explanation:**

A problem occurred during the IPL of the system: Error returned from SCOM engine after read.

**Response:**

The FRU callouts are calculated at the time of the failure. See the error log for the actual replacement strategy.

---

**BC230D03****Explanation:**

During processor/memory subsystem initialization, an error was encountered: Multi-SCOM read did not return correct SCOMs.

**Response:**

The FRU callouts are calculated at the time of the failure. See the error log for the actual replacement strategy.

---

**BC230D04****Explanation:**

A problem occurred during the IPL of the system: Invalid address on a SCOM operation.

**Response:**

The FRU callouts are calculated at the time of the failure. See the error log for the actual replacement strategy.

---

**BC230D05****Explanation:**

A problem occurred during the IPL of the system: Unsupported SCOM operation type.

**Response:**

The FRU callouts are calculated at the time of the failure. See the error log for the actual replacement strategy.

---

**BC230D06****Explanation:**

During processor/memory subsystem initialization, an error was encountered: Hypervisor firmware request interface not linked.

**Response:**

The FRU callouts are calculated at the time of the failure. See the error log for the actual replacement strategy.

---

**BC230D07****Explanation:**

During processor/memory subsystem initialization, an error was encountered: Unable to allocate firmware request messages.

**Response:**

The FRU callouts are calculated at the time of the failure. See the error log for the actual replacement strategy.

---

**BC230E01****Explanation:**

During processor/memory subsystem initialization, an error was encountered: Invalid operation type.

**Response:**

The FRU callouts are calculated at the time of the failure. See the error log for the actual replacement strategy.

---

**BC230E02****Explanation:**

A problem was detected during the IPL of the system: Device type not supported.

**Response:**

The FRU callouts are calculated at the time of the failure. See the error log for the actual replacement strategy.

---

**BC230E03****Explanation:**

During processor/memory subsystem initialization, an error was encountered: EEPROM attribute was not found.

**Response:**

The FRU callouts are calculated at the time of the failure. See the error log for the actual replacement strategy.

---

**BC230E04****Explanation:**

During processor/memory subsystem initialization, an error was encountered: Invalid EEPROM chip to access.

**Response:**

The FRU callouts are calculated at the time of the failure. See the error log for the actual replacement strategy.

---

**BC230E05****Explanation:**

During processor/memory subsystem initialization, an error was encountered: I2C master entity path doesn't exist.

**Response:**

The FRU callouts are calculated at the time of the failure. See the error log for the actual replacement strategy.

---

**BC230E06****Explanation:**

During processor/memory subsystem initialization, an error was encountered: I2C master path target is null.

**Response:**

The FRU callouts are calculated at the time of the failure. See the error log for the actual replacement strategy.

---

**BC230E07****Explanation:**

During processor/memory subsystem initialization, an error was encountered: Invalid address offset size.

**Response:**

The FRU callouts are calculated at the time of the failure. See the error log for the actual replacement strategy.

---

**BC230E08****Explanation:**

A problem occurred during the IPL of the system: I2C buffer offset is too large.

**Response:**

The FRU callouts are calculated at the time of the failure. See the error log for the actual replacement strategy.

---

**BC230E09****Explanation:**

During processor/memory subsystem initialization, an error was encountered: I2C write page size is zero.

**Response:**

The FRU callouts are calculated at the time of the failure. See the error log for the actual replacement strategy.

---

**BC230E0A****Explanation:**

During processor/memory subsystem initialization, an error was encountered: cacheEeprom mm\_remove\_pages FLUSH failed.

**Response:**

The FRU callouts are calculated at the time of the failure. See the error log for the actual replacement strategy.

---

**BC230E0B**

**Explanation:**

During processor/memory subsystem initialization, an error was encountered: cacheEeprom mm\_remove\_pages FLUSH failed.

**Response:**

The FRU callouts are calculated at the time of the failure. See the error log for the actual replacement strategy.

---

**BC230E0C****Explanation:**

During processor/memory subsystem initialization, an error was encountered: buildEepromRecordHeader invalid mux target.

**Response:**

The FRU callouts are calculated at the time of the failure. See the error log for the actual replacement strategy.

---

**BC230E0D****Explanation:**

Soft error in Firmware.

**Response:**

The FRU callouts are calculated at the time of the failure. See the error log for the actual replacement strategy.

---

**BC230E0E****Explanation:**

Firmware detected new part and is restarting.

**Response:**

The FRU callouts are calculated at the time of the failure. See the error log for the actual replacement strategy.

---

**BC230F01****Explanation:**

During processor/memory subsystem initialization, an error was encountered: Interrupt type already registered.

**Response:**

The FRU callouts are calculated at the time of the failure. See the error log for the actual replacement strategy.

---

**BC230F02****Explanation:**

During processor/memory subsystem initialization, an error was encountered: Interrupt resource provider not initialized yet.

**Response:**

The FRU callouts are calculated at the time of the failure. See the error log for the actual replacement strategy.

---

**BC230F03****Explanation:**

During processor/memory subsystem initialization, an error was encountered: Interrupt resource provider not initialized yet.

**Response:**

The FRU callouts are calculated at the time of the failure. See the error log for the actual replacement strategy.

---

**BC230F04****Explanation:**

During processor/memory subsystem initialization, an error was encountered.

**Response:**

The FRU callouts are calculated at the time of the failure. Examine the error log for the actual replacement strategy.

---

**BC230F05****Explanation:**

During processor/memory subsystem initialization, an error was encountered.

**Response:**

The FRU callouts are calculated at the time of the failure. Examine the error log for the actual replacement strategy.

---

**BC230F07****Explanation:**

During processor/memory subsystem initialization, an error was encountered: Error mapping in memory.

**Response:**

The FRU callouts are calculated at the time of the failure. See the error log for the actual replacement strategy.

---

**BC230F08****Explanation:**

During processor/memory subsystem initialization, an error was encountered: Unexpected RC from issuing PSIH B EOI store.

**Response:**

The FRU callouts are calculated at the time of the failure. See the error log for the actual replacement strategy.

---

**BC230F09****Explanation:**

During processor/memory subsystem initialization, an error was encountered: Error unmasking interrupt source.

**Response:**

The FRU callouts are calculated at the time of the failure. See the error log for the actual replacement strategy.

---

**BC230F0C****Explanation:**

During processor/memory subsystem initialization, an error was encountered: Error encountered sending coalesce message to INTRP.

**Response:**

The FRU callouts are calculated at the time of the failure. See the error log for the actual replacement strategy.

---

**BC230F0D****Explanation:**

During processor/memory subsystem initialization, an error was encountered: Error encountered routing IPC message.

**Response:**

The FRU callouts are calculated at the time of the failure. See the error log for the actual replacement strategy.

---

**BC230F0E****Explanation:**

Error handling processor interrupts.

**Response:**

The FRU callouts are calculated at the time of the failure. See the error log for the actual replacement strategy.

---

**BC231001****Explanation:**

Service Processor Firmware couldn't detect any functional master processor required to boot the host.

**Response:**

The FRU callouts are calculated at the time of the failure. See the error log for the actual replacement strategy.

---

**BC231002****Explanation:**

During processor/memory subsystem initialization, an error was encountered: MDMT could not find a functional node.

**Response:**

The FRU callouts are calculated at the time of the failure. See the error log for the actual replacement strategy.

---

**BC231003****Explanation:**

Host failed to boot because there was a problem configuring Time Of Day on the Host processors.

**Response:**

The FRU callouts are calculated at the time of the failure. See the error log for the actual replacement strategy.

---

**BC231004****Explanation:**

During processor/memory subsystem initialization, an error was encountered.

**Response:**

The FRU callouts are calculated at the time of the failure. Examine the error log for the actual replacement strategy.

---

**BC231005****Explanation:**

Service Processor Firmware encountered an internal error.

**Response:**

The FRU callouts are calculated at the time of the failure. See the error log for the actual replacement strategy.

---

**BC231006****Explanation:**

During processor/memory subsystem initialization, an error was encountered: Error: Unsupported bus port was detected for the specified bus type. Possible Causes: Invalid bus configuration in targeting, or getBusPort method has not been updated to support all the possible port for a bus on a given system type. Resolution:Development team should be contacted.

**Response:**

The FRU callouts are calculated at the time of the failure. See the error log for the actual replacement strategy.

---

**BC231007****Explanation:**

Host failed to boot because there was a problem configuring Time Of Day on the Host processors.

**Response:**

The FRU callouts are calculated at the time of the failure. See the error log for the actual replacement strategy.

---

**BC231008****Explanation:**

Host failed to boot because there was a problem configuring Time Of Day on the Host processors.

**Response:**

The FRU callouts are calculated at the time of the failure. See the error log for the actual replacement strategy.

---

**BC231009**

**Explanation:**

Service Processor Firmware encountered an internal error.

**Response:**

The FRU callouts are calculated at the time of the failure. See the error log for the actual replacement strategy.

---

**BC23100A****Explanation:**

During processor/memory subsystem initialization, an error was encountered.

**Response:**

The FRU callouts are calculated at the time of the failure. Examine the error log for the actual replacement strategy.

---

**BC23100B****Explanation:**

During processor/memory subsystem initialization, an error was encountered.

**Response:**

The FRU callouts are calculated at the time of the failure. Examine the error log for the actual replacement strategy.

---

**BC23100C****Explanation:**

An internal error occurred. This will force the Time of Day function to run with complete redundancy.

**Response:**

The FRU callouts are calculated at the time of the failure. See the error log for the actual replacement strategy.

---

**BC23100D****Explanation:**

Host failed to boot because there was a problem configuring Time Of Day on the Host processors.

**Response:**

The FRU callouts are calculated at the time of the failure. See the error log for the actual replacement strategy.

---

**BC23100E****Explanation:**

During processor/memory subsystem initialization, an error was encountered.

**Response:**

The FRU callouts are calculated at the time of the failure. Examine the error log for the actual replacement strategy.

---

**BC23100F****Explanation:**

During processor/memory subsystem initialization, an error was encountered.

**Response:**

The FRU callouts are calculated at the time of the failure. Examine the error log for the actual replacement strategy.

---

**BC231011****Explanation:**

Service Processor Firmware encountered an internal error.

**Response:**

The FRU callouts are calculated at the time of the failure. See the error log for the actual replacement strategy.

---

**BC231012****Explanation:**

Service Processor Firmware encountered an internal error.

**Response:**

The FRU callouts are calculated at the time of the failure. See the error log for the actual replacement strategy.

---

**BC231013****Explanation:**

Host failed to boot because there was a problem configuring Time Of Day on the Host processors.

**Response:**

The FRU callouts are calculated at the time of the failure. See the error log for the actual replacement strategy.

---

**BC231014****Explanation:**

Service Processor Firmware encountered an internal error.

**Response:**

The FRU callouts are calculated at the time of the failure. See the error log for the actual replacement strategy.

---

**BC231015****Explanation:**

There was a problem in configuring Time Of Day on the Host processor.

**Response:**

The FRU callouts are calculated at the time of the failure. See the error log for the actual replacement strategy.

---

**BC231017****Explanation:**



Service Processor Firmware encountered an internal error.

**Response:**

The FRU callouts are calculated at the time of the failure. See the error log for the actual replacement strategy.

---

**BC231019**

**Explanation:**

Service Processor Firmware encountered an internal error.

**Response:**

The FRU callouts are calculated at the time of the failure. See the error log for the actual replacement strategy.

---

**BC23101A**

**Explanation:**

An internal error occurred. This will force the Time of Day function to run with complete redundancy.

**Response:**

The FRU callouts are calculated at the time of the failure. See the error log for the actual replacement strategy.

---

**BC231101**

**Explanation:**

A problem occurred during the IPL of the system.

**Response:**

The FRU callouts are calculated at the time of the failure. See the error log for the actual replacement strategy.

---

**BC231102**

**Explanation:**

During processor/memory subsystem initialization, an error was encountered: Message from service processor. Message type is not within a valid range. Message dropped.

**Response:**

The FRU callouts are calculated at the time of the failure. See the error log for the actual replacement strategy.

---

**BC231104**

**Explanation:**

A problem occurred during the IPL of the system.

**Response:**

The FRU callouts are calculated at the time of the failure. See the error log for the actual replacement strategy.

---

**BC231105**

**Explanation:**

During processor/memory subsystem initialization, an error was encountered: Message from service processor. An invalid message queue ID or message type was sent to the service processor.

**Response:**

The FRU callouts are calculated at the time of the failure. See the error log for the actual replacement strategy.

---

**BC231107**

**Explanation:**

During processor/memory subsystem initialization, an error was encountered: Message queue already registered with mailbox using a different queue.

**Response:**

The FRU callouts are calculated at the time of the failure. See the error log for the actual replacement strategy.

---

**BC231109**

**Explanation:**

During processor/memory subsystem initialization, an error was encountered: Retry failed. Bad status indicated in PIB status reg.

**Response:**

The FRU callouts are calculated at the time of the failure. See the error log for the actual replacement strategy.

---

**BC23110A**

**Explanation:**

During processor/memory subsystem initialization, an error was encountered: Mailbox Data Write attempted before ACK.

**Response:**

The FRU callouts are calculated at the time of the failure. See the error log for the actual replacement strategy.

---

**BC23110B**

**Explanation:**

During processor/memory subsystem initialization, an error was encountered: Mailbox Hardware detected parity error.

**Response:**

The FRU callouts are calculated at the time of the failure. See the error log for the actual replacement strategy.

---

**BC23110C**

**Explanation:**

During processor/memory subsystem initialization, an error was encountered: Invalid message type sent to mailbox msgQ.

**Response:**

The FRU callouts are calculated at the time of the failure. See the error log for the actual replacement strategy.

---

**BC23110D****Explanation:**

During processor/memory subsystem initialization, an error was encountered: Host boot mailbox service is not available at this time.

**Response:**

The FRU callouts are calculated at the time of the failure. See the error log for the actual replacement strategy.

---

**BC23110E****Explanation:**

During processor/memory subsystem initialization, an error was encountered: Failed to allocate a DMA buffer. Message dropped.

**Response:**

The FRU callouts are calculated at the time of the failure. See the error log for the actual replacement strategy.

---

**BC23110F****Explanation:**

During processor/memory subsystem initialization, an error was encountered: Could not register mailbox message queue.

**Response:**

The FRU callouts are calculated at the time of the failure. See the error log for the actual replacement strategy.

---

**BC231110****Explanation:**

During processor/memory subsystem initialization, an error was encountered: Mailbox is disabled, message dropped.

**Response:**

The FRU callouts are calculated at the time of the failure. See the error log for the actual replacement strategy.

---

**BC231111****Explanation:**

During processor/memory subsystem initialization, an error was encountered: An invalid node was specified.

**Response:**

The FRU callouts are calculated at the time of the failure. See the error log for the actual replacement strategy.

---

**BC231112****Explanation:**

During processor/memory subsystem initialization, an error was encountered: Invalid msg or msg queue.

**Response:**

The FRU callouts are calculated at the time of the failure. See the error log for the actual replacement strategy.

---

**BC231113****Explanation:**

During processor/memory subsystem initialization, an error was encountered: IPC Message data corrupted.

**Response:**

The FRU callouts are calculated at the time of the failure. See the error log for the actual replacement strategy.

---

**BC231202****Explanation:**

During processor/memory subsystem initialization, an error was encountered: Invalid address and size returned from HDAT.

**Response:**

The FRU callouts are calculated at the time of the failure. See the error log for the actual replacement strategy.

---

**BC231204****Explanation:**

During processor/memory subsystem initialization, an error was encountered: Cannot unmap the source table section.

**Response:**

The FRU callouts are calculated at the time of the failure. See the error log for the actual replacement strategy.

---

**BC231205****Explanation:**

During processor/memory subsystem initialization, an error was encountered: Cannot unmap the source table section.

**Response:**

The FRU callouts are calculated at the time of the failure. See the error log for the actual replacement strategy.

---

**BC231207****Explanation:**

During processor/memory subsystem initialization, an error was encountered: MDRT table is not big enough to hold all entries.

**Response:**

The FRU callouts are calculated at the time of the failure. See the error log for the actual replacement strategy.

---

**BC231209****Explanation:**

During processor/memory subsystem initialization, an error was encountered: MDDT table is not big enough to hold all src entries.

**Response:**

The FRU callouts are calculated at the time of the failure. See the error log for the actual replacement strategy.

---

**BC23120A****Explanation:**

During processor/memory subsystem initialization, an error was encountered: MDDT table is not big enough to hold all src entries.

**Response:**

The FRU callouts are calculated at the time of the failure. See the error log for the actual replacement strategy.

---

**BC23120B****Explanation:**

During processor/memory subsystem initialization, an error was encountered: MDST table entry with page aligned is greater than 32GB.

**Response:**

The FRU callouts are calculated at the time of the failure. See the error log for the actual replacement strategy.

---

**BC23120C****Explanation:**

During processor/memory subsystem initialization, an error was encountered: MDDT table entry with page aligned is greater than 32GB.

**Response:**

The FRU callouts are calculated at the time of the failure. See the error log for the actual replacement strategy.

---

**BC231301****Explanation:**

During processor/memory subsystem initialization, an error was encountered: Unexpected data from LPC-UART interface.

**Response:**

The FRU callouts are calculated at the time of the failure. See the error log for the actual replacement strategy.

---

**BC231302****Explanation:**

During processor/memory subsystem initialization, an error was encountered: Timeout from LPC-UART interface.

**Response:**

The FRU callouts are calculated at the time of the failure. See the error log for the actual replacement strategy.

---

**BC231401****Explanation:**

During processor/memory subsystem initialization, an error was encountered: A maint command HW timed out.

**Response:**

The FRU callouts are calculated at the time of the failure. See the error log for the actual replacement strategy.

---

**BC231402****Explanation:**

During processor/memory subsystem initialization, an error was encountered: A maint command SW timed out.

**Response:**

The FRU callouts are calculated at the time of the failure. See the error log for the actual replacement strategy.

---

**BC231403****Explanation:**

Task handling mainstore init crashed.

**Response:**

The FRU callouts are calculated at the time of the failure. See the error log for the actual replacement strategy.

---

**BC231602****Explanation:**

A problem occurred during the IPL of the system.

**Response:**

The FRU callouts are calculated at the time of the failure. See the error log for the actual replacement strategy.

---

**BC231603****Explanation:**

During processor/memory subsystem initialization, an error was encountered: End of file reached.

**Response:**

The FRU callouts are calculated at the time of the failure. See the error log for the actual replacement strategy.

---

**BC231604****Explanation:**

During processor/memory subsystem initialization, an error was encountered: Unable to load LID via host interface.

**Response:**

The FRU callouts are calculated at the time of the failure. See the error log for the actual replacement strategy.

---

**BC231605**

**Explanation:**

During processor/memory subsystem initialization, an error was encountered: DMA message contains data for wrong LID.

**Response:**

The FRU callouts are calculated at the time of the failure. See the error log for the actual replacement strategy.

---

**BC231606**

**Explanation:**

During processor/memory subsystem initialization, an error was encountered: Insufficient space provided for LID by calling function.

**Response:**

The FRU callouts are calculated at the time of the failure. See the error log for the actual replacement strategy.

---

**BC231607**

**Explanation:**

During processor/memory subsystem initialization, an error was encountered: Invalid Message type received from service processor when transferring LID pages.

**Response:**

The FRU callouts are calculated at the time of the failure. See the error log for the actual replacement strategy.

---

**BC231608**

**Explanation:**

During processor/memory subsystem initialization, an error was encountered: Insufficient space provided for LID by calling function.

**Response:**

The FRU callouts are calculated at the time of the failure. See the error log for the actual replacement strategy.

---

**BC231609**

**Explanation:**

During processor/memory subsystem initialization, an error was encountered: Unable to unload LID via host interface.

**Response:**

The FRU callouts are calculated at the time of the failure. See the error log for the actual replacement strategy.

---

**BC23160A**

**Explanation:**

During processor/memory subsystem initialization, an error was encountered: Unable to find Lid.

**Response:**

The FRU callouts are calculated at the time of the failure. See the error log for the actual replacement strategy.

---

**BC23160B**

**Explanation:**

Firmware error during boot.

**Response:**

The FRU callouts are calculated at the time of the failure. See the error log for the actual replacement strategy.

---

**BC23160C**

**Explanation:**

A problem occurred during the IPL of the system.

**Response:**

The FRU callouts are calculated at the time of the failure. See the error log for the actual replacement strategy.

---

**BC23160D**

**Explanation:**

A problem occurred during the IPL of the system.

**Response:**

The FRU callouts are calculated at the time of the failure. See the error log for the actual replacement strategy.

---

**BC23160E**

**Explanation:**

A problem occurred during the IPL of the system.

**Response:**

The FRU callouts are calculated at the time of the failure. See the error log for the actual replacement strategy.

---

**BC23160F**

**Explanation:**

A problem occurred during the IPL of the system.

**Response:**

The FRU callouts are calculated at the time of the failure. See the error log for the actual replacement strategy.

---

**BC231610**

**Explanation:**

A problem occurred during the IPL of the system.

**Response:**

The FRU callouts are calculated at the time of the failure. See the error log for the actual replacement strategy.

---

**BC231611**

**Explanation:**

A problem occurred during the IPL of the system.

**Response:**

The FRU callouts are calculated at the time of the failure. See the error log for the actual replacement strategy.

---

**BC231612**

**Explanation:**

A problem occurred during the IPL of the system.

**Response:**

The FRU callouts are calculated at the time of the failure. See the error log for the actual replacement strategy.

---

**BC231613**

**Explanation:**

A problem occurred during the IPL of the system.

**Response:**

The FRU callouts are calculated at the time of the failure. See the error log for the actual replacement strategy.

---

**BC231615**

**Explanation:**

A problem occurred during the IPL of the system.

**Response:**

The FRU callouts are calculated at the time of the failure. See the error log for the actual replacement strategy.

---

**BC231616**

**Explanation:**

Firmware Error.

**Response:**

The FRU callouts are calculated at the time of the failure. See the error log for the actual replacement strategy.

---

**BC231617**

**Explanation:**

Firmware Error.

**Response:**

The FRU callouts are calculated at the time of the failure. See the error log for the actual replacement strategy.

---

**BC231618**

**Explanation:**

Firmware Error.

**Response:**

The FRU callouts are calculated at the time of the failure. See the error log for the actual replacement strategy.

---

**BC23161A**

**Explanation:**

Firmware Error.

**Response:**

The FRU callouts are calculated at the time of the failure. See the error log for the actual replacement strategy.

---

**BC23161B**

**Explanation:**

Firmware Error.

**Response:**

The FRU callouts are calculated at the time of the failure. See the error log for the actual replacement strategy.

---

**BC23161C**

**Explanation:**

Firmware encountered an internal error.

**Response:**

The FRU callouts are calculated at the time of the failure. See the error log for the actual replacement strategy.

---

**BC23161D**

**Explanation:**

Firmware load error.

**Response:**

The FRU callouts are calculated at the time of the failure. See the error log for the actual replacement strategy.

---

**BC231700**

**Explanation:**

During processor/memory subsystem initialization, an error was encountered: Request given to load payload into mirrored memory, but no mirrored memory exists at that location.

**Response:**

The FRU callouts are calculated at the time of the failure. See the error log for the actual replacement strategy.

---

**BC231701**

**Explanation:**

During processor/memory subsystem initialization, an error was encountered: Failure extending memory to after exiting cache contained mode.

**Response:**

The FRU callouts are calculated at the time of the failure. See the error log for the actual replacement strategy.

---

**BC231702****Explanation:**

A problem occurred during the IPL of the system.

**Response:**

The FRU callouts are calculated at the time of the failure. Examine the error log for the actual replacement strategy.

---

**BC231703****Explanation:**

During processor/memory subsystem initialization, an error was encountered: IStep failed, see other log(s) with the same PLID for reason.

**Response:**

The FRU callouts are calculated at the time of the failure. See the error log for the actual replacement strategy.

---

**BC231704****Explanation:**

A problem occurred during the IPL of the system.

**Response:**

The FRU callouts are calculated at the time of the failure. See the error log for the actual replacement strategy.

---

**BC231705****Explanation:**

A problem occurred during the IPL of the system.

**Response:**

The FRU callouts are calculated at the time of the failure. See the error log for the actual replacement strategy.

---

**BC231706****Explanation:**

During processor/memory subsystem initialization, an error was encountered: cpu\_master\_winkle returned an error.

**Response:**

The FRU callouts are calculated at the time of the failure. See the error log for the actual replacement strategy.

---

**BC231707****Explanation:**

A problem occurred during the IPL of the system.

**Response:**

The FRU callouts are calculated at the time of the failure. See the error log for the actual replacement strategy.

---

**BC231708****Explanation:**

A problem occurred during the IPL of the system.

**Response:**

The FRU callouts are calculated at the time of the failure. Examine the error log for the actual replacement strategy.

---

**BC231709****Explanation:**

During processor/memory subsystem initialization, an error was encountered: Call to getParentAffinityTarget requesting the number of EX chips with parent affinity to a core, returned an incorrect vector size, the expected size is 1.

**Response:**

The FRU callouts are calculated at the time of the failure. See the error log for the actual replacement strategy.

---

**BC23170A****Explanation:**

A problem occurred during the IPL of the system.

**Response:**

The FRU callouts are calculated at the time of the failure. See the error log for the actual replacement strategy.

---

**BC23170B****Explanation:**

A problem isolated to firmware or firmware customization occurred during the IPL of the system.

**Response:**

The FRU callouts are calculated at the time of the failure. See the error log for the actual replacement strategy.

---

**BC23170C****Explanation:**

A problem occurred during the IPL of the system.

**Response:**

The FRU callouts are calculated at the time of the failure. See the error log for the actual replacement strategy.

---

**BC23170D****Explanation:**

A problem isolated to firmware or firmware customization occurred during the IPL of the system.

**Response:**

The FRU callouts are calculated at the time of the failure. See the error log for the actual replacement strategy.

---

**BC23170E****Explanation:**

A problem isolated to firmware or firmware customization occurred during the IPL of the system.

**Response:**

The FRU callouts are calculated at the time of the failure. See the error log for the actual replacement strategy.

---

**BC231711****Explanation:**

Platform generated error. See User Data.

**Response:**

The FRU callouts are calculated at the time of the failure. See the error log for the actual replacement strategy.

---

**BC231712****Explanation:**

Platform generated error.

**Response:**

The FRU callouts are calculated at the time of the failure. See the error log for the actual replacement strategy.

---

**BC231713****Explanation:**

Platform generated error. See User Data.

**Response:**

The FRU callouts are calculated at the time of the failure. See the error log for the actual replacement strategy.

---

**BC231714****Explanation:**

A problem occurred during the IPL of the system.

**Response:**

The FRU callouts are calculated at the time of the failure. See the error log for the actual replacement strategy.

---

**BC231715****Explanation:**

A problem occurred during the IPL of the system.

**Response:**

The FRU callouts are calculated at the time of the failure. See the error log for the actual replacement strategy.

---

**BC231716****Explanation:**

A problem occurred during the IPL of the system.

**Response:**

The FRU callouts are calculated at the time of the failure. See the error log for the actual replacement strategy.

---

**BC23171A****Explanation:**

A problem occurred during the IPL of the system.

**Response:**

The FRU callouts are calculated at the time of the failure. See the error log for the actual replacement strategy.

---

**BC23171B****Explanation:**

A problem occurred during the IPL of the system.

**Response:**

The FRU callouts are calculated at the time of the failure. See the error log for the actual replacement strategy.

---

**BC23171C****Explanation:**

During processor/memory subsystem initialization, an error was encountered: There is no functional memory.

**Response:**

The FRU callouts are calculated at the time of the failure. See the error log for the actual replacement strategy.

---

**BC23171D****Explanation:**

Platform security problem detected.

**Response:**

The FRU callouts are calculated at the time of the failure. See the error log for the actual replacement strategy.

---

**BC23171E****Explanation:**

During processor/memory subsystem initialization, an error was encountered: There is no functional memory.

**Response:**

The FRU callouts are calculated at the time of the failure. See the error log for the actual replacement strategy.

---

**BC23171F****Explanation:**

A problem occurred during the IPL of the system.

**Response:**

The FRU callouts are calculated at the time of the failure. See the error log for the actual replacement strategy.

---

**BC231720****Explanation:**

A problem occurred during the IPL of the system.

**Response:**

The FRU callouts are calculated at the time of the failure. See the error log for the actual replacement strategy.

---

**BC231721****Explanation:**

Platform security problem detected.

**Response:**

The FRU callouts are calculated at the time of the failure. See the error log for the actual replacement strategy.

---

**BC231722****Explanation:**

Platform security problem detected.

**Response:**

The FRU callouts are calculated at the time of the failure. See the error log for the actual replacement strategy.

---

**BC231723****Explanation:**

Platform security problem detected.

**Response:**

The FRU callouts are calculated at the time of the failure. See the error log for the actual replacement strategy.

---

**BC231724****Explanation:**

Platform security problem detected.

**Response:**

The FRU callouts are calculated at the time of the failure. See the error log for the actual replacement strategy.

---

**BC231725****Explanation:**

Platform security problem detected.

**Response:**

The FRU callouts are calculated at the time of the failure. See the error log for the actual replacement strategy.

---

**BC231726****Explanation:**

Platform security problem detected.

**Response:**

The FRU callouts are calculated at the time of the failure. See the error log for the actual replacement strategy.

---

**BC231727****Explanation:**

Platform security problem detected.

**Response:**

The FRU callouts are calculated at the time of the failure. See the error log for the actual replacement strategy.

---

**BC231728****Explanation:**

Platform security problem detected.

**Response:**

The FRU callouts are calculated at the time of the failure. See the error log for the actual replacement strategy.

---

**BC231729****Explanation:**

Host firmware did not find enough hardware to continue the boot.

**Response:**

The FRU callouts are calculated at the time of the failure. See the error log for the actual replacement strategy.

---

**BC231732****Explanation:**

Illegal action during boot.

**Response:**

The FRU callouts are calculated at the time of the failure. See the error log for the actual replacement strategy.

---

**BC231735****Explanation:**

A problem occurred during the IPL of the system.

**Response:**

The FRU callouts are calculated at the time of the failure. See the error log for the actual replacement strategy.

---

**BC231736****Explanation:**

A problem occurred during the IPL of the system.

**Response:**

The FRU callouts are calculated at the time of the failure. See the error log for the actual replacement strategy.

---

**BC231737**



**Explanation:**

A problem occurred during the IPL of the system.

**Response:**

The FRU callouts are calculated at the time of the failure. See the error log for the actual replacement strategy.

---

**BC231738****Explanation:**

Processor Error.

**Response:**

The FRU callouts are calculated at the time of the failure. See the error log for the actual replacement strategy.

---

**BC231739****Explanation:**

A problem occurred during the IPL of the system and the system will reboot.

**Response:**

The FRU callouts are calculated at the time of the failure. See the error log for the actual replacement strategy.

---

**BC23173A****Explanation:**

A problem occurred during the IPL of the system.

**Response:**

The FRU callouts are calculated at the time of the failure. See the error log for the actual replacement strategy.

---

**BC231740****Explanation:**

During processor/memory subsystem initialization, an error was encountered: messages from other nodes have not returned in time.

**Response:**

The FRU callouts are calculated at the time of the failure. See the error log for the actual replacement strategy.

---

**BC231741****Explanation:**

During processor/memory subsystem initialization, an error was encountered: Freq attribute DATA timer thread failed.

**Response:**

The FRU callouts are calculated at the time of the failure. See the error log for the actual replacement strategy.

---

**BC231742****Explanation:**

Incompatible processor modules installed between drawers.

**Response:**

The FRU callouts are calculated at the time of the failure. See the error log for the actual replacement strategy.

---

**BC231743****Explanation:**

Incompatible processor modules installed between drawers.

**Response:**

The FRU callouts are calculated at the time of the failure. See the error log for the actual replacement strategy.

---

**BC231744****Explanation:**

Incompatible processor modules installed between drawers.

**Response:**

The FRU callouts are calculated at the time of the failure. See the error log for the actual replacement strategy.

---

**BC231745****Explanation:**

Incompatible processor modules installed between drawers.

**Response:**

The FRU callouts are calculated at the time of the failure. See the error log for the actual replacement strategy.

---

**BC231746****Explanation:**

Incompatible processor modules installed between drawers.

**Response:**

The FRU callouts are calculated at the time of the failure. See the error log for the actual replacement strategy.

---

**BC231747****Explanation:**

Host firmware did not find valid hardware to continue the boot.

**Response:**

The FRU callouts are calculated at the time of the failure. See the error log for the actual replacement strategy.

---

**BC231748****Explanation:**

Platform security problem detected.

**Response:**

The FRU callouts are calculated at the time of the failure. See the error log for the actual replacement strategy.

---

**BC231749****Explanation:**

Platform security problem detected.

**Response:**

The FRU callouts are calculated at the time of the failure. See the error log for the actual replacement strategy.

---

**BC23174A****Explanation:**

There was an error training the SMP cables.

**Response:**

The FRU callouts are calculated at the time of the failure. See the error log for the actual replacement strategy.

---

**BC23174C****Explanation:**

A problem isolated to firmware or firmware customization occurred during the IPL of the system.

**Response:**

The FRU callouts are calculated at the time of the failure. See the error log for the actual replacement strategy.

---

**BC23174D****Explanation:**

PNOR-IPMI not enabled, BMC firmware needs to be updated.

**Response:**

The FRU callouts are calculated at the time of the failure. See the error log for the actual replacement strategy.

---

**BC23174E****Explanation:**

During processor/memory subsystem initialization, an error was encountered: Kernel returned error when trying to activate core.

**Response:**

The FRU callouts are calculated at the time of the failure. See the error log for the actual replacement strategy.

---

**BC23174F****Explanation:**

Unexpected IPL firmware data load error.

**Response:**

The FRU callouts are calculated at the time of the failure. See the error log for the actual replacement strategy.

---

**BC231750****Explanation:**

Platform security problem detected.

**Response:**

The FRU callouts are calculated at the time of the failure. See the error log for the actual replacement strategy.

---

**BC231752****Explanation:**

Platform security problem detected.

**Response:**

The FRU callouts are calculated at the time of the failure. See the error log for the actual replacement strategy.

---

**BC231803****Explanation:**

Task analyzing HW errors has failed.

**Response:**

The FRU callouts are calculated at the time of the failure. See the error log for the actual replacement strategy.

---

**BC231804****Explanation:**

Task analyzing HW errors has failed.

**Response:**

The FRU callouts are calculated at the time of the failure. See the error log for the actual replacement strategy.

---

**BC231901****Explanation:**

A problem occurred during the IPL of the system.

**Response:**

The FRU callouts are calculated at the time of the failure. See the error log for the actual replacement strategy.

---

**BC231902****Explanation:**

A problem occurred during the IPL of the system.

**Response:**

The FRU callouts are calculated at the time of the failure. See the error log for the actual replacement strategy.

---

**BC231903****Explanation:**

A problem occurred during the IPL of the system.

**Response:**

The FRU callouts are calculated at the time of the failure. See the error log for the actual replacement strategy.

---

**BC231904****Explanation:**

A problem occurred during the IPL of the system.

**Response:**

The FRU callouts are calculated at the time of the failure. See the error log for the actual replacement strategy.

---

**BC23190C****Explanation:**

A problem occurred during the IPL of the system.

**Response:**

The FRU callouts are calculated at the time of the failure. See the error log for the actual replacement strategy.

---

**BC231A01****Explanation:**

During processor/memory subsystem initialization, an error was encountered.

**Response:**

The FRU callouts are calculated at the time of the failure. Examine the error log for the actual replacement strategy.

---

**BC231A02****Explanation:**

During processor/memory subsystem initialization, an error was encountered: HDAT Header data not as expected.

**Response:**

The FRU callouts are calculated at the time of the failure. See the error log for the actual replacement strategy.

---

**BC231A03****Explanation:**

During processor/memory subsystem initialization, an error was encountered: Tuple is unallocated.

**Response:**

The FRU callouts are calculated at the time of the failure. See the error log for the actual replacement strategy.

---

**BC231A04****Explanation:**

During processor/memory subsystem initialization, an error was encountered: Section is not valid in standalone mode.

**Response:**

The FRU callouts are calculated at the time of the failure. See the error log for the actual replacement strategy.

---

**BC231A05****Explanation:**

During processor/memory subsystem initialization, an error was encountered: Error mapping in memory.

**Response:**

The FRU callouts are calculated at the time of the failure. See the error log for the actual replacement strategy.

---

**BC231A08****Explanation:**

During processor/memory subsystem initialization, an error was encountered: There is no host data for specified kind of payload.

**Response:**

The FRU callouts are calculated at the time of the failure. See the error log for the actual replacement strategy.

---

**BC231A09****Explanation:**

During processor/memory subsystem initialization, an error was encountered.

**Response:**

The FRU callouts are calculated at the time of the failure. Examine the error log for the actual replacement strategy.

---

**BC231A0A****Explanation:**

During processor/memory subsystem initialization, an error was encountered: NACA data doesn't seem right.

**Response:**

The FRU callouts are calculated at the time of the failure. See the error log for the actual replacement strategy.

---

**BC231A0B****Explanation:**

During processor/memory subsystem initialization, an error was encountered: HDAT data block falls outside valid range.

**Response:**

The FRU callouts are calculated at the time of the failure. See the error log for the actual replacement strategy.

---

**BC231A0C****Explanation:**

During processor/memory subsystem initialization, an error was encountered: Unknown section requested.

**Response:**

The FRU callouts are calculated at the time of the failure. See the error log for the actual replacement strategy.

---

**BC231A0E****Explanation:**

During processor/memory subsystem initialization, an error was encountered.

**Response:**

The FRU callouts are calculated at the time of the failure. Examine the error log for the actual replacement strategy.

---

**BC231A0F****Explanation:**

During processor/memory subsystem initialization, an error was encountered.

**Response:**

The FRU callouts are calculated at the time of the failure. Examine the error log for the actual replacement strategy.

---

**BC231A10****Explanation:**

During processor/memory subsystem initialization, an error was encountered.

**Response:**

The FRU callouts are calculated at the time of the failure. Examine the error log for the actual replacement strategy.

---

**BC231A11****Explanation:**

During processor/memory subsystem initialization, an error was encountered.

**Response:**

The FRU callouts are calculated at the time of the failure. Examine the error log for the actual replacement strategy.

---

**BC231A12****Explanation:**

During processor/memory subsystem initialization, an error was encountered.

**Response:**

The FRU callouts are calculated at the time of the failure. Examine the error log for the actual replacement strategy.

---

**BC231A14****Explanation:**

During processor/memory subsystem initialization, an error was encountered.

**Response:**

The FRU callouts are calculated at the time of the failure. Examine the error log for the actual replacement strategy.

---

**BC231A15****Explanation:**

During processor/memory subsystem initialization, an error was encountered.

**Response:**

The FRU callouts are calculated at the time of the failure. Examine the error log for the actual replacement strategy.

---

**BC231A16****Explanation:**

During processor/memory subsystem initialization, an error was encountered: Could not find a valid SPIRA of any type.

**Response:**

The FRU callouts are calculated at the time of the failure. See the error log for the actual replacement strategy.

---

**BC231A18****Explanation:**

During processor/memory subsystem initialization, an error was encountered.

**Response:**

The FRU callouts are calculated at the time of the failure. Examine the error log for the actual replacement strategy.

---

**BC231A19****Explanation:**

During processor/memory subsystem initialization, an error was encountered: No associated DMI targeting target(s) found for given MEMBUF targeting target.

**Response:**

The FRU callouts are calculated at the time of the failure. See the error log for the actual replacement strategy.

---

**BC231A1A****Explanation:**

During processor/memory subsystem initialization, an error was encountered: The targeting type of the input targeting target is not supported by runtime code.

**Response:**

The FRU callouts are calculated at the time of the failure. See the error log for the actual replacement strategy.

---

**BC231A1B****Explanation:**

During processor/memory subsystem initialization, an error was encountered: No processor targeting target was found for the given targeting target.

**Response:**

The FRU callouts are calculated at the time of the failure. See the error log for the actual replacement strategy.

---

**BC231A1C**

**Explanation:**

Kernel failed to unmap memory.

**Response:**

The FRU callouts are calculated at the time of the failure. See the error log for the actual replacement strategy.

---

**BC231A1D**

**Explanation:**

During processor/memory subsystem initialization, an error was encountered: PM load complex unknown mode.

**Response:**

The FRU callouts are calculated at the time of the failure. See the error log for the actual replacement strategy.

---

**BC231A1E**

**Explanation:**

During processor/memory subsystem initialization, an error was encountered: HCODE scom update runtime interface not linked.

**Response:**

The FRU callouts are calculated at the time of the failure. See the error log for the actual replacement strategy.

---

**BC231A1F**

**Explanation:**

During processor/memory subsystem initialization, an error was encountered: HCODE SCOM update error.

**Response:**

The FRU callouts are calculated at the time of the failure. See the error log for the actual replacement strategy.

---

**BC231A20**

**Explanation:**

Firmware error during boot.

**Response:**

The FRU callouts are calculated at the time of the failure. See the error log for the actual replacement strategy.

---

**BC231A21**

**Explanation:**

Platform security problem detected.

**Response:**

The FRU callouts are calculated at the time of the failure. See the error log for the actual replacement strategy.

---

**BC231A22**

**Explanation:**

Platform security problem detected.

**Response:**

The FRU callouts are calculated at the time of the failure. See the error log for the actual replacement strategy.

---

**BC231A23**

**Explanation:**

Unexpected boot firmware error.

**Response:**

The FRU callouts are calculated at the time of the failure. See the error log for the actual replacement strategy.

---

**BC231A24**

**Explanation:**

Platform security problem detected.

**Response:**

The FRU callouts are calculated at the time of the failure. See the error log for the actual replacement strategy.

---

**BC231A25**

**Explanation:**

Platform security problem detected.

**Response:**

The FRU callouts are calculated at the time of the failure. See the error log for the actual replacement strategy.

---

**BC231A26**

**Explanation:**

Unexpected boot firmware error.

**Response:**

The FRU callouts are calculated at the time of the failure. See the error log for the actual replacement strategy.

---

**BC231A27**

**Explanation:**

During processor/memory subsystem initialization, an error was encountered: Unable to fill in HB data memory.

**Response:**

The FRU callouts are calculated at the time of the failure. See the error log for the actual replacement strategy.

---

**BC231A28****Explanation:**

Internal system error occurred.

**Response:**

The FRU callouts are calculated at the time of the failure. See the error log for the actual replacement strategy.

---

**BC231A29****Explanation:**

Internal system error occurred.

**Response:**

The FRU callouts are calculated at the time of the failure. See the error log for the actual replacement strategy.

---

**BC231A2A****Explanation:**

Platform security problem detected.

**Response:**

The FRU callouts are calculated at the time of the failure. See the error log for the actual replacement strategy.

---

**BC231A2B****Explanation:**

Platform security problem detected.

**Response:**

The FRU callouts are calculated at the time of the failure. See the error log for the actual replacement strategy.

---

**BC231A2C****Explanation:**

Platform security problem detected.

**Response:**

The FRU callouts are calculated at the time of the failure. See the error log for the actual replacement strategy.

---

**BC231A2D****Explanation:**

Platform security problem detected.

**Response:**

The FRU callouts are calculated at the time of the failure. See the error log for the actual replacement strategy.

---

**BC231A2E****Explanation:**

Platform security problem detected.

**Response:**

The FRU callouts are calculated at the time of the failure. See the error log for the actual replacement strategy.

---

**BC231A2F****Explanation:**

Platform security problem detected.

**Response:**

The FRU callouts are calculated at the time of the failure. See the error log for the actual replacement strategy.

---

**BC231A30****Explanation:**

Platform security problem detected.

**Response:**

The FRU callouts are calculated at the time of the failure. See the error log for the actual replacement strategy.

---

**BC231A31****Explanation:**

Platform security problem detected.

**Response:**

The FRU callouts are calculated at the time of the failure. See the error log for the actual replacement strategy.

---

**BC231A32****Explanation:**

During processor/memory subsystem initialization, an error was encountered: Error with Firmware Notify request.

**Response:**

The FRU callouts are calculated at the time of the failure. See the error log for the actual replacement strategy.

---

**BC231A34****Explanation:**

During processor/memory subsystem initialization, an error was encountered: SBE error recovery attempt failed.

**Response:**

The FRU callouts are calculated at the time of the failure. See the error log for the actual replacement strategy.

---

**BC231A35****Explanation:**

During processor/memory subsystem initialization, an error was encountered: SBE error recovery attempt failed.

**Response:**

The FRU callouts are calculated at the time of the failure. See the error log for the actual replacement strategy.

---

**BC231A37****Explanation:**

During processor/memory subsystem initialization, an error was encountered: The Firmware Request call failed.

**Response:**

The FRU callouts are calculated at the time of the failure. See the error log for the actual replacement strategy.

---

**BC231A38****Explanation:**

During processor/memory subsystem initialization, an error was encountered: The Firmware Request call failed.

**Response:**

The FRU callouts are calculated at the time of the failure. See the error log for the actual replacement strategy.

---

**BC231A39****Explanation:**

During processor/memory subsystem initialization, an error was encountered: The Firmware Request call failed.

**Response:**

The FRU callouts are calculated at the time of the failure. See the error log for the actual replacement strategy.

---

**BC231A3A****Explanation:**

Firmware encountered an internal error.

**Response:**

The FRU callouts are calculated at the time of the failure. See the error log for the actual replacement strategy.

---

**BC231A3B****Explanation:**

Firmware encountered an internal error.

**Response:**

The FRU callouts are calculated at the time of the failure. See the error log for the actual replacement strategy.

---

**BC231A3C****Explanation:**

During processor/memory subsystem initialization, an error was encountered: Attribute failed to update on HBRT side.

**Response:**

The FRU callouts are calculated at the time of the failure. See the error log for the actual replacement strategy.

---

**BC231A3D****Explanation:**

Hostboot attempted to reserve memory outside of allowed range.

**Response:**

The FRU callouts are calculated at the time of the failure. See the error log for the actual replacement strategy.

---

**BC231A3E****Explanation:**

During processor/memory subsystem initialization, an error was encountered: messages from other nodes have not returned in time.

**Response:**

The FRU callouts are calculated at the time of the failure. See the error log for the actual replacement strategy.

---

**BC231A3F****Explanation:**

During processor/memory subsystem initialization, an error was encountered: sendSBESystemConfig timer thread failed.

**Response:**

The FRU callouts are calculated at the time of the failure. See the error log for the actual replacement strategy.

---

**BC231A40****Explanation:**

Informational log containing historic data.

**Response:**

The FRU callouts are calculated at the time of the failure. See the error log for the actual replacement strategy.

---

**BC231A42****Explanation:**

Failure in the security subsystem.

**Response:**

The FRU callouts are calculated at the time of the failure. See the error log for the actual replacement strategy.

---

**BC231A43****Explanation:**

Failure in the security subsystem.

**Response:**

The FRU callouts are calculated at the time of the failure. See the error log for the actual replacement strategy.

---

**BC231A44****Explanation:**

Firmware error initializing system data structures during boot.

**Response:**

The FRU callouts are calculated at the time of the failure. See the error log for the actual replacement strategy.

---

**BC231B01****Explanation:**

Boot firmware has crashed with an internal error.

**Response:**

The FRU callouts are calculated at the time of the failure. See the error log for the actual replacement strategy.

---

**BC231B02****Explanation:**

Boot firmware has crashed with an internal error.

**Response:**

The FRU callouts are calculated at the time of the failure. See the error log for the actual replacement strategy.

---

**BC231B03****Explanation:**

Boot firmware has crashed with an internal error.

**Response:**

The FRU callouts are calculated at the time of the failure. See the error log for the actual replacement strategy.

---

**BC231C01****Explanation:**

During processor/memory subsystem initialization, an error was encountered.

**Response:**

The FRU callouts are calculated at the time of the failure. Examine the error log for the actual replacement strategy.

---

**BC231C02****Explanation:**

During processor/memory subsystem initialization, an error was encountered.

**Response:**

The FRU callouts are calculated at the time of the failure. Examine the error log for the actual replacement strategy.

---

**BC231C03****Explanation:**

During processor/memory subsystem initialization, an error was encountered: System configuration does not have a Parent DMI for the current centaur.

**Response:**

The FRU callouts are calculated at the time of the failure. See the error log for the actual replacement strategy.

---

**BC231C05****Explanation:**

During processor/memory subsystem initialization, an error was encountered: SUE Encountered when collecting IBSCOM Error Data.

**Response:**

The FRU callouts are calculated at the time of the failure. See the error log for the actual replacement strategy.

---

**BC231C06****Explanation:**

During processor/memory subsystem initialization, an error was encountered: Bus failure when attempting to perform IBSCOM operation. IBSCOM disabled.

**Response:**

The FRU callouts are calculated at the time of the failure. See the error log for the actual replacement strategy.

---

**BC231C07****Explanation:**

During processor/memory subsystem initialization, an error was encountered.

**Response:**

The FRU callouts are calculated at the time of the failure. Examine the error log for the actual replacement strategy.

---

**BC231C08****Explanation:**

During processor/memory subsystem initialization, an error was encountered: PIB error when attempting to perform IBSCOM operation.

**Response:**

The FRU callouts are calculated at the time of the failure. See the error log for the actual replacement strategy.

---

**BC231C09****Explanation:**

During processor/memory subsystem initialization, an error was encountered: Detected error doesn't match the address we failed on.



**Response:**

The FRU callouts are calculated at the time of the failure. See the error log for the actual replacement strategy.

---

**BC231C0A****Explanation:**

During processor/memory subsystem initialization, an error was encountered: Previous error disabled ibscom, so forcing a retry via FSI.

**Response:**

The FRU callouts are calculated at the time of the failure. See the error log for the actual replacement strategy.

---

**BC231D01****Explanation:**

A problem occurred during the IPL of the system.

**Response:**

The FRU callouts are calculated at the time of the failure. See the error log for the actual replacement strategy.

---

**BC231D03****Explanation:**

During processor/memory subsystem initialization, an error was encountered: The record enumeration did not have a corresponding string value.

**Response:**

The FRU callouts are calculated at the time of the failure. See the error log for the actual replacement strategy.

---

**BC231D04****Explanation:**

A problem occurred during the IPL of the system.

**Response:**

The FRU callouts are calculated at the time of the failure. See the error log for the actual replacement strategy.

---

**BC231D05****Explanation:**

During processor/memory subsystem initialization, an error was encountered: Record name does not match value expected for offset read.

**Response:**

The FRU callouts are calculated at the time of the failure. See the error log for the actual replacement strategy.

---

**BC231D06****Explanation:**

During processor/memory subsystem initialization, an error was encountered: Buffer for checking Presence Detect was not the correct size.

**Response:**

The FRU callouts are calculated at the time of the failure. See the error log for the actual replacement strategy.

---

**BC231D07****Explanation:**

During processor/memory subsystem initialization, an error was encountered: Invalid Basic Memory Type.

**Response:**

The FRU callouts are calculated at the time of the failure. See the error log for the actual replacement strategy.

---

**BC231D09****Explanation:**

A problem occurred during the IPL of the system.

**Response:**

The FRU callouts are calculated at the time of the failure. See the error log for the actual replacement strategy.

---

**BC231D0B****Explanation:**

A problem occurred during the IPL of the system.

**Response:**

The FRU callouts are calculated at the time of the failure. See the error log for the actual replacement strategy.

---

**BC231D0D****Explanation:**

A problem occurred during the IPL of the system.

**Response:**

The FRU callouts are calculated at the time of the failure. See the error log for the actual replacement strategy.

---

**BC231D0E****Explanation:**

A problem occurred during the IPL of the system.

**Response:**

The FRU callouts are calculated at the time of the failure. See the error log for the actual replacement strategy.

---

**BC231D0F****Explanation:**

A problem occurred during the IPL of the system.

**Response:**

The FRU callouts are calculated at the time of the failure. See the error log for the actual replacement strategy.

---

**BC231D10****Explanation:**

A problem occurred during the IPL of the system.

**Response:**

The FRU callouts are calculated at the time of the failure. See the error log for the actual replacement strategy.

---

**BC231D11****Explanation:**

A problem occurred during the IPL of the system.

**Response:**

The FRU callouts are calculated at the time of the failure. See the error log for the actual replacement strategy.

---

**BC231D13****Explanation:**

A problem occurred during the IPL of the system.

**Response:**

The FRU callouts are calculated at the time of the failure. Examine the error log for the actual replacement strategy.

---

**BC231D14****Explanation:**

A problem occurred during the IPL of the system.

**Response:**

The FRU callouts are calculated at the time of the failure. See the error log for the actual replacement strategy.

---

**BC231D15****Explanation:**

A problem occurred during the IPL of the system.

**Response:**

The FRU callouts are calculated at the time of the failure. See the error log for the actual replacement strategy.

---

**BC231D16****Explanation:**

During processor/memory subsystem initialization, an error was encountered: Requested VPD type is invalid or not supported at runtime.

**Response:**

The FRU callouts are calculated at the time of the failure. See the error log for the actual replacement strategy.

---

**BC231D18****Explanation:**

During processor/memory subsystem initialization, an error was encountered.

**Response:**

The FRU callouts are calculated at the time of the failure. Examine the error log for the actual replacement strategy.

---

**BC231D19****Explanation:**

During processor/memory subsystem initialization, an error was encountered.

**Response:**

The FRU callouts are calculated at the time of the failure. Examine the error log for the actual replacement strategy.

---

**BC231D1A****Explanation:**

During processor/memory subsystem initialization, an error was encountered: Hypervisor returned NULL address for VPD.

**Response:**

The FRU callouts are calculated at the time of the failure. See the error log for the actual replacement strategy.

---

**BC231D1B****Explanation:**

During processor/memory subsystem initialization, an error was encountered: Reserved size in memory insufficient for runtime VPD.

**Response:**

The FRU callouts are calculated at the time of the failure. See the error log for the actual replacement strategy.

---

**BC231D1C****Explanation:**

During processor/memory subsystem initialization, an error was encountered.

**Response:**

The FRU callouts are calculated at the time of the failure. Examine the error log for the actual replacement strategy.

---

**BC231D30****Explanation:**

During processor/memory subsystem initialization, an error was encountered: The VHDR was invalid.

**Response:**

The FRU callouts are calculated at the time of the failure. See the error log for the actual replacement strategy.

---

**BC231D31****Explanation:**

During processor/memory subsystem initialization, an error was encountered: Unable to resolve the VPD source (PNOR or SEEPROM).

**Response:**

The FRU callouts are calculated at the time of the failure. See the error log for the actual replacement strategy.

---

**BC231D32****Explanation:**

During processor/memory subsystem initialization, an error was encountered: Write to remove pages FLUSH failed.

**Response:**

The FRU callouts are calculated at the time of the failure. See the error log for the actual replacement strategy.

---

**BC231D33****Explanation:**

During processor/memory subsystem initialization, an error was encountered: Unexpected target type.

**Response:**

The FRU callouts are calculated at the time of the failure. See the error log for the actual replacement strategy.

---

**BC231D34****Explanation:**

During processor/memory subsystem initialization, an error was encountered: Unable to resolve the VPD destination (PNOR or SEEPROM).

**Response:**

The FRU callouts are calculated at the time of the failure. See the error log for the actual replacement strategy.

---

**BC231D35****Explanation:**

Fatal firmware boot error.

**Response:**

The FRU callouts are calculated at the time of the failure. See the error log for the actual replacement strategy.

---

**BC231D36****Explanation:**

During processor/memory subsystem initialization, an error was encountered: Invalid data length.

**Response:**

The FRU callouts are calculated at the time of the failure. See the error log for the actual replacement strategy.

---

**BC231D37****Explanation:**

During processor/memory subsystem initialization, an error was encountered: MBOX send not supported in HBRT.

**Response:**

The FRU callouts are calculated at the time of the failure. See the error log for the actual replacement strategy.

---

**BC231D3B****Explanation:**

During processor/memory subsystem initialization, an error was encountered: Node for VPD is too large.

**Response:**

The FRU callouts are calculated at the time of the failure. See the error log for the actual replacement strategy.

---

**BC231D3C****Explanation:**

Firmware error writing VPD.

**Response:**

The FRU callouts are calculated at the time of the failure. See the error log for the actual replacement strategy.

---

**BC231D3D****Explanation:**

Runtime vital product data update failure.

**Response:**

The FRU callouts are calculated at the time of the failure. See the error log for the actual replacement strategy.

---

**BC231D3E****Explanation:**

Firmware configuration error.

**Response:**

The FRU callouts are calculated at the time of the failure. See the error log for the actual replacement strategy.

---

**BC231D3F****Explanation:**

Firmware error during boot.

**Response:**

The FRU callouts are calculated at the time of the failure. See the error log for the actual replacement strategy.

---

**BC231E01****Explanation:**

During processor/memory subsystem initialization, an error was encountered.

**Response:**

The FRU callouts are calculated at the time of the failure. Examine the error log for the actual replacement strategy.

---

**BC231E02****Explanation:**

During processor/memory subsystem initialization, an error was encountered.

**Response:**

The FRU callouts are calculated at the time of the failure. Examine the error log for the actual replacement strategy.

---

**BC231E03****Explanation:**

A problem occurred during the IPL of the system.

**Response:**

The FRU callouts are calculated at the time of the failure. Examine the error log for the actual replacement strategy.

---

**BC231E05****Explanation:**

A problem occurred during the IPL of the system.

**Response:**

The FRU callouts are calculated at the time of the failure. See the error log for the actual replacement strategy.

---

**BC231E06****Explanation:**

A problem occurred during the IPL of the system.

**Response:**

The FRU callouts are calculated at the time of the failure. Examine the error log for the actual replacement strategy.

---

**BC231E07****Explanation:**

Secure Boot firmware validation failed.

**Response:**

The FRU callouts are calculated at the time of the failure. See the error log for the actual replacement strategy.

---

**BC231E09****Explanation:**

Unexpected internal firmware error.

**Response:**

The FRU callouts are calculated at the time of the failure. See the error log for the actual replacement strategy.

---

**BC231E0B****Explanation:**

Security failure occurred during the IPL of the system.

**Response:**

The FRU callouts are calculated at the time of the failure. See the error log for the actual replacement strategy.

---

**BC231E0C****Explanation:**

Boot firmware integrity issue; Reinstall boot firmware.

**Response:**

The FRU callouts are calculated at the time of the failure. See the error log for the actual replacement strategy.

---

**BC231E0D****Explanation:**

Firmware Error.

**Response:**

The FRU callouts are calculated at the time of the failure. See the error log for the actual replacement strategy.

---

**BC231E0E****Explanation:**

Platform security problem detected.

**Response:**

The FRU callouts are calculated at the time of the failure. See the error log for the actual replacement strategy.

---

**BC231E0F****Explanation:**

Firmware Error.

**Response:**

The FRU callouts are calculated at the time of the failure. See the error log for the actual replacement strategy.

---

**BC231E10****Explanation:**

Firmware Error.

**Response:**

The FRU callouts are calculated at the time of the failure. See the error log for the actual replacement strategy.

---

**BC231E11****Explanation:**

Firmware Error.

**Response:**

The FRU callouts are calculated at the time of the failure. See the error log for the actual replacement strategy.

---

**BC231E12**

**Explanation:**

Firmware Error.

**Response:**

The FRU callouts are calculated at the time of the failure. See the error log for the actual replacement strategy.

---

**BC231E13**

**Explanation:**

Boot firmware integrity issue; Reinstall boot firmware.

**Response:**

The FRU callouts are calculated at the time of the failure. See the error log for the actual replacement strategy.

---

**BC231E14**

**Explanation:**

Secure Boot failure.

**Response:**

The FRU callouts are calculated at the time of the failure. See the error log for the actual replacement strategy.

---

**BC231E15**

**Explanation:**

Planar jumper configuration.

**Response:**

The FRU callouts are calculated at the time of the failure. See the error log for the actual replacement strategy.

---

**BC231E16**

**Explanation:**

A problem occurred during the IPL of the system.

**Response:**

The FRU callouts are calculated at the time of the failure. See the error log for the actual replacement strategy.

---

**BC231E17**

**Explanation:**

Could not allocate any requested SMF memory.

**Response:**

The FRU callouts are calculated at the time of the failure. See the error log for the actual replacement strategy.

---

**BC231E18**

**Explanation:**

SMF secure memory allocation request altered to satisfy memory allocation rules.

**Response:**

The FRU callouts are calculated at the time of the failure. See the error log for the actual replacement strategy.

---

**BC231E20**

**Explanation:**

Secure Boot failure.

**Response:**

The FRU callouts are calculated at the time of the failure. See the error log for the actual replacement strategy.

---

**BC231E21**

**Explanation:**

Secure Boot failure.

**Response:**

The FRU callouts are calculated at the time of the failure. See the error log for the actual replacement strategy.

---

**BC231E22**

**Explanation:**

Secure Boot failure.

**Response:**

The FRU callouts are calculated at the time of the failure. See the error log for the actual replacement strategy.

---

**BC231E23**

**Explanation:**

Secure Boot failure.

**Response:**

The FRU callouts are calculated at the time of the failure. See the error log for the actual replacement strategy.

---

**BC231E24**

**Explanation:**

Secure Boot failure.

**Response:**

The FRU callouts are calculated at the time of the failure. See the error log for the actual replacement strategy.

---

**BC231E25**

**Explanation:**

Secure Boot failure.

**Response:**

The FRU callouts are calculated at the time of the failure. See the error log for the actual replacement strategy.

---

**BC231E26****Explanation:**

Secure Boot failure.

**Response:**

The FRU callouts are calculated at the time of the failure. See the error log for the actual replacement strategy.

---

**BC231E27****Explanation:**

Secure Boot failure.

**Response:**

The FRU callouts are calculated at the time of the failure. See the error log for the actual replacement strategy.

---

**BC231E28****Explanation:**

Secure Boot failure.

**Response:**

The FRU callouts are calculated at the time of the failure. See the error log for the actual replacement strategy.

---

**BC231E29****Explanation:**

Secure Boot failure.

**Response:**

The FRU callouts are calculated at the time of the failure. See the error log for the actual replacement strategy.

---

**BC231E2A****Explanation:**

Secure Boot failure.

**Response:**

The FRU callouts are calculated at the time of the failure. See the error log for the actual replacement strategy.

---

**BC231E2B****Explanation:**

Secure Boot failure.

**Response:**

The FRU callouts are calculated at the time of the failure. See the error log for the actual replacement strategy.

---

**BC231E2D****Explanation:**

During processor/memory subsystem initialization, an error was encountered: Could not fetch primary TPM's Log.

**Response:**

The FRU callouts are calculated at the time of the failure. See the error log for the actual replacement strategy.

---

**BC231E30****Explanation:**

Trusted Boot failure.

**Response:**

The FRU callouts are calculated at the time of the failure. See the error log for the actual replacement strategy.

---

**BC231E31****Explanation:**

Trusted Boot failure.

**Response:**

The FRU callouts are calculated at the time of the failure. See the error log for the actual replacement strategy.

---

**BC231E32****Explanation:**

Trusted Boot failure.

**Response:**

The FRU callouts are calculated at the time of the failure. See the error log for the actual replacement strategy.

---

**BC231E33****Explanation:**

Trusted Boot failure.

**Response:**

The FRU callouts are calculated at the time of the failure. See the error log for the actual replacement strategy.

---

**BC231E34****Explanation:**

Trusted Boot failure.

**Response:**

The FRU callouts are calculated at the time of the failure. See the error log for the actual replacement strategy.

---

**BC231E41****Explanation:**

A problem occurred during the IPL of the system.

**Response:**

The FRU callouts are calculated at the time of the failure. See the error log for the actual replacement strategy.

---

**BC231E42****Explanation:**

A problem occurred during the IPL of the system.

**Response:**

The FRU callouts are calculated at the time of the failure. See the error log for the actual replacement strategy.

---

**BC231E43****Explanation:**

A problem occurred during the IPL of the system.

**Response:**

The FRU callouts are calculated at the time of the failure. See the error log for the actual replacement strategy.

---

**BC231E44****Explanation:**

Physical Presence was Asserted.

**Response:**

The FRU callouts are calculated at the time of the failure. See the error log for the actual replacement strategy.

---

**BC231E45****Explanation:**

Re-IPLing to open a Physical Presence Window.

**Response:**

The FRU callouts are calculated at the time of the failure. See the error log for the actual replacement strategy.

---

**BC231E46****Explanation:**

A problem occurred during the IPL of the system.

**Response:**

The FRU callouts are calculated at the time of the failure. See the error log for the actual replacement strategy.

---

**BC231E47****Explanation:**

Detected Special Key Clear Request.

**Response:**

The FRU callouts are calculated at the time of the failure. See the error log for the actual replacement strategy.

---

**BC231EA0****Explanation:**

During processor/memory subsystem initialization, an error was encountered: Invalid operation type.

**Response:**

The FRU callouts are calculated at the time of the failure. See the error log for the actual replacement strategy.

---

**BC231EA1****Explanation:**

During processor/memory subsystem initialization, an error was encountered: No Trusted Platform Modules (TPM) found in system.

**Response:**

The FRU callouts are calculated at the time of the failure. See the error log for the actual replacement strategy.

---

**BC231EA2****Explanation:**

During processor/memory subsystem initialization, an error was encountered: Command failure reading Trusted Platform Module (TPM) FW version.

**Response:**

The FRU callouts are calculated at the time of the failure. See the error log for the actual replacement strategy.

---

**BC231EA3****Explanation:**

During processor/memory subsystem initialization, an error was encountered: Command failure reading Trusted Platform Module (TPM) FW version.

**Response:**

The FRU callouts are calculated at the time of the failure. See the error log for the actual replacement strategy.

---

**BC231EA4****Explanation:**

During processor/memory subsystem initialization, an error was encountered: Command failure reading Trusted Platform Module (TPM) FW version.

**Response:**

The FRU callouts are calculated at the time of the failure. See the error log for the actual replacement strategy.

---

**BC231EA5****Explanation:**

During processor/memory subsystem initialization, an error was encountered: Command failure reading Trusted Platform Module (TPM) FW version.

**Response:**

The FRU callouts are calculated at the time of the failure. See the error log for the actual replacement strategy.

---

**BC231EA6****Explanation:**

During processor/memory subsystem initialization, an error was encountered: Unsupported command code during marshal.

**Response:**

The FRU callouts are calculated at the time of the failure. See the error log for the actual replacement strategy.

---

**BC231EA7****Explanation:**

During processor/memory subsystem initialization, an error was encountered: Marshaling error detected.

**Response:**

The FRU callouts are calculated at the time of the failure. See the error log for the actual replacement strategy.

---

**BC231EA8****Explanation:**

During processor/memory subsystem initialization, an error was encountered: Unsupported command code during unmarshal.

**Response:**

The FRU callouts are calculated at the time of the failure. See the error log for the actual replacement strategy.

---

**BC231EA9****Explanation:**

During processor/memory subsystem initialization, an error was encountered: Unmarshaling error detected.

**Response:**

The FRU callouts are calculated at the time of the failure. See the error log for the actual replacement strategy.

---

**BC231EAA****Explanation:**

During processor/memory subsystem initialization, an error was encountered: TPM log buffer add failure.

**Response:**

The FRU callouts are calculated at the time of the failure. See the error log for the actual replacement strategy.

---

**BC231F01****Explanation:**

During processor/memory subsystem initialization, an error was encountered: IPC service provider received an unexpected message.

**Response:**

The FRU callouts are calculated at the time of the failure. See the error log for the actual replacement strategy.

---

**BC232101****Explanation:**

During processor/memory subsystem initialization, an error was encountered.

**Response:**

The FRU callouts are calculated at the time of the failure. Examine the error log for the actual replacement strategy.

---

**BC232102****Explanation:**

During processor/memory subsystem initialization, an error was encountered.

**Response:**

The FRU callouts are calculated at the time of the failure. Examine the error log for the actual replacement strategy.

---

**BC232201****Explanation:**

A problem occurred while updating processor boot code.

**Response:**

The FRU callouts are calculated at the time of the failure. See the error log for the actual replacement strategy.

---

**BC232202****Explanation:**

A problem occurred while updating processor boot code.

**Response:**

The FRU callouts are calculated at the time of the failure. See the error log for the actual replacement strategy.

---

**BC232203****Explanation:**

A problem occurred while updating processor boot code.

**Response:**

The FRU callouts are calculated at the time of the failure. See the error log for the actual replacement strategy.

---

**BC232204****Explanation:**



A problem occurred while updating processor boot code.

**Response:**

The FRU callouts are calculated at the time of the failure. See the error log for the actual replacement strategy.

---

**BC232206**

**Explanation:**

A problem occurred while updating processor boot code.

**Response:**

The FRU callouts are calculated at the time of the failure. See the error log for the actual replacement strategy.

---

**BC232207**

**Explanation:**

A problem occurred while updating processor boot code.

**Response:**

The FRU callouts are calculated at the time of the failure. See the error log for the actual replacement strategy.

---

**BC232208**

**Explanation:**

A problem occurred while updating processor boot code.

**Response:**

The FRU callouts are calculated at the time of the failure. See the error log for the actual replacement strategy.

---

**BC23220A**

**Explanation:**

A problem occurred while updating processor boot code.

**Response:**

The FRU callouts are calculated at the time of the failure. See the error log for the actual replacement strategy.

---

**BC23220B**

**Explanation:**

A problem occurred while updating processor boot code.

**Response:**

The FRU callouts are calculated at the time of the failure. See the error log for the actual replacement strategy.

---

**BC23220D**

**Explanation:**

A problem occurred while updating processor boot code.

**Response:**

The FRU callouts are calculated at the time of the failure. See the error log for the actual replacement strategy.

---

**BC23220E**

**Explanation:**

During processor/memory subsystem initialization, an error was encountered: Invalid Boot SEEPROM Side Found.

**Response:**

The FRU callouts are calculated at the time of the failure. See the error log for the actual replacement strategy.

---

**BC23220F**

**Explanation:**

ECC or Data Miscompare Fail Reading Back Self Boot Engine (SBE) Version Information.

**Response:**

The FRU callouts are calculated at the time of the failure. See the error log for the actual replacement strategy.

---

**BC232210**

**Explanation:**

A problem occurred while updating processor boot code.

**Response:**

The FRU callouts are calculated at the time of the failure. See the error log for the actual replacement strategy.

---

**BC232211**

**Explanation:**

A problem occurred while updating processor boot code.

**Response:**

The FRU callouts are calculated at the time of the failure. See the error log for the actual replacement strategy.

---

**BC232212**

**Explanation:**

Successful Update of Self Boot Engine (SBE) SEEPROM SBE Version Information.

**Response:**

The FRU callouts are calculated at the time of the failure. See the error log for the actual replacement strategy.

---

**BC232213**

**Explanation:**

Self Boot Engine (SBE) Version Miscompare with Master Target.

**Response:**

The FRU callouts are calculated at the time of the failure. See the error log for the actual replacement strategy.

---

**BC232214**

**Explanation:**

During processor/memory subsystem initialization, an error was encountered: Error Associated with Updating this Target.

**Response:**

The FRU callouts are calculated at the time of the failure. See the error log for the actual replacement strategy.

---

**BC232215**

**Explanation:**

Self Boot Engine (SBE) Image Version Miscompare with Master Target.

**Response:**

The FRU callouts are calculated at the time of the failure. See the error log for the actual replacement strategy.

---

**BC232216**

**Explanation:**

A problem occurred while updating processor boot code.

**Response:**

The FRU callouts are calculated at the time of the failure. See the error log for the actual replacement strategy.

---

**BC232217**

**Explanation:**

Unsupported system configuration.

**Response:**

The FRU callouts are calculated at the time of the failure. See the error log for the actual replacement strategy.

---

**BC232218**

**Explanation:**

Unsupported system configuration.

**Response:**

The FRU callouts are calculated at the time of the failure. See the error log for the actual replacement strategy.

---

**BC232219**

**Explanation:**

A problem occurred while updating processor boot code.

**Response:**

The FRU callouts are calculated at the time of the failure. See the error log for the actual replacement strategy.

---

**BC23221A**

**Explanation:**

A problem occurred while updating processor boot code.

**Response:**

The FRU callouts are calculated at the time of the failure. See the error log for the actual replacement strategy.

---

**BC23221B**

**Explanation:**

SBE is not being updated.

**Response:**

The FRU callouts are calculated at the time of the failure. See the error log for the actual replacement strategy.

---

**BC23221D**

**Explanation:**

Chip level is invalid.

**Response:**

The FRU callouts are calculated at the time of the failure. See the error log for the actual replacement strategy.

---

**BC23221E**

**Explanation:**

A problem occurred while updating processor boot code.

**Response:**

The FRU callouts are calculated at the time of the failure. See the error log for the actual replacement strategy.

---

**BC23221F**

**Explanation:**

A problem occurred while updating processor boot code.

**Response:**

The FRU callouts are calculated at the time of the failure. See the error log for the actual replacement strategy.

---

**BC232300**

**Explanation:**

A problem occurred during the IPL of the system.

**Response:**

The FRU callouts are calculated at the time of the failure. See the error log for the actual replacement strategy.

---

**BC232301****Explanation:**

A problem occurred during the IPL of the system.

**Response:**

The FRU callouts are calculated at the time of the failure. See the error log for the actual replacement strategy.

---

**BC232302****Explanation:**

A problem occurred during the IPL of the system.

**Response:**

The FRU callouts are calculated at the time of the failure. See the error log for the actual replacement strategy.

---

**BC232303****Explanation:**

A problem occurred during the IPL of the system.

**Response:**

The FRU callouts are calculated at the time of the failure. See the error log for the actual replacement strategy.

---

**BC232310****Explanation:**

A problem occurred during the IPL of the system.

**Response:**

The FRU callouts are calculated at the time of the failure. See the error log for the actual replacement strategy.

---

**BC232401****Explanation:**

Firmware error accessing internal bus during IPL.

**Response:**

The FRU callouts are calculated at the time of the failure. See the error log for the actual replacement strategy.

---

**BC232402****Explanation:**

Hardware error accessing internal bus during IPL.

**Response:**

The FRU callouts are calculated at the time of the failure. See the error log for the actual replacement strategy.

---

**BC232403****Explanation:**

Firmware error accessing internal bus during IPL.

**Response:**

The FRU callouts are calculated at the time of the failure. See the error log for the actual replacement strategy.

---

**BC232404****Explanation:**

Error(s) found in OPB Status Register.

**Response:**

The FRU callouts are calculated at the time of the failure. See the error log for the actual replacement strategy.

---

**BC232405****Explanation:**

Unsupported Reset Level requested.

**Response:**

The FRU callouts are calculated at the time of the failure. See the error log for the actual replacement strategy.

---

**BC232406****Explanation:**

Firmware error during boot flash diagnostics.

**Response:**

The FRU callouts are calculated at the time of the failure. See the error log for the actual replacement strategy.

---

**BC232407****Explanation:**

Firmware error during boot flash diagnostics.

**Response:**

The FRU callouts are calculated at the time of the failure. See the error log for the actual replacement strategy.

---

**BC232408****Explanation:**

Firmware error during boot flash diagnostics.

**Response:**

The FRU callouts are calculated at the time of the failure. See the error log for the actual replacement strategy.

---

**BC232409****Explanation:**

Firmware error during boot flash diagnostics.

**Response:**

The FRU callouts are calculated at the time of the failure. See the error log for the actual replacement strategy.

---

**BC23240A****Explanation:**

Error(s) found in LPCHC Status Register.

**Response:**

The FRU callouts are calculated at the time of the failure. See the error log for the actual replacement strategy.

---

**BC232501****Explanation:**

Firmware error during system boot.

**Response:**

The FRU callouts are calculated at the time of the failure. See the error log for the actual replacement strategy.

---

**BC232502****Explanation:**

Firmware error.

**Response:**

The FRU callouts are calculated at the time of the failure. See the error log for the actual replacement strategy.

---

**BC232503****Explanation:**

Firmware error during IPMI event handling.

**Response:**

The FRU callouts are calculated at the time of the failure. See the error log for the actual replacement strategy.

---

**BC232504****Explanation:**

During processor/memory subsystem initialization, an error was encountered: Command not valid for this sensor.

**Response:**

The FRU callouts are calculated at the time of the failure. See the error log for the actual replacement strategy.

---

**BC232505****Explanation:**

During processor/memory subsystem initialization, an error was encountered: Set sensor reading command failed.

**Response:**

The FRU callouts are calculated at the time of the failure. See the error log for the actual replacement strategy.

---

**BC232506****Explanation:**

During processor/memory subsystem initialization, an error was encountered: Set sensor reading command failed.

**Response:**

The FRU callouts are calculated at the time of the failure. See the error log for the actual replacement strategy.

---

**BC232507****Explanation:**

During processor/memory subsystem initialization, an error was encountered: Requested sensor is not present.

**Response:**

The FRU callouts are calculated at the time of the failure. See the error log for the actual replacement strategy.

---

**BC232508****Explanation:**

During processor/memory subsystem initialization, an error was encountered: Set sensor reading command failed.

**Response:**

The FRU callouts are calculated at the time of the failure. See the error log for the actual replacement strategy.

---

**BC232509****Explanation:**

Unexpected IPMI completion code from the BMC.

**Response:**

The FRU callouts are calculated at the time of the failure. See the error log for the actual replacement strategy.

---

**BC23250A****Explanation:**

The DCMI command to retrieve the power limit data from the BMC has failed, the user defined power limit cannot be applied.

**Response:**

The FRU callouts are calculated at the time of the failure. See the error log for the actual replacement strategy.

---

**BC23250B****Explanation:**

Request to get sensor reading IPMI completion code can be seen in userdata1 field of the log.

**Response:**

The FRU callouts are calculated at the time of the failure. See the error log for the actual replacement strategy.

---

**BC23250C****Explanation:**

During processor/memory subsystem initialization, an error was encountered: Request to get sensor type form the bmc failed.

**Response:**

The FRU callouts are calculated at the time of the failure. See the error log for the actual replacement strategy.

---

**BC23250D**

**Explanation:**

Unable to determine sensor information.

**Response:**

The FRU callouts are calculated at the time of the failure. See the error log for the actual replacement strategy.

---

**BC23250E**

**Explanation:**

During processor/memory subsystem initialization, an error was encountered: VPD data is invalid size.

**Response:**

The FRU callouts are calculated at the time of the failure. See the error log for the actual replacement strategy.

---

**BC23250F**

**Explanation:**

The passed in sensor number is not valid.

**Response:**

The FRU callouts are calculated at the time of the failure. See the error log for the actual replacement strategy.

---

**BC232510**

**Explanation:**

Unable to find a valid sensor setting.

**Response:**

The FRU callouts are calculated at the time of the failure. See the error log for the actual replacement strategy.

---

**BC232601**

**Explanation:**

During processor/memory subsystem initialization, an error was encountered: OCC is not valid.

**Response:**

The FRU callouts are calculated at the time of the failure. See the error log for the actual replacement strategy.

---

**BC232602**

**Explanation:**

During processor/memory subsystem initialization, an error was encountered: Throttle numerator calculated doesn't meet min utilization.

**Response:**

The FRU callouts are calculated at the time of the failure. See the error log for the actual replacement strategy.

---

**BC232603**

**Explanation:**

During processor/memory subsystem initialization, an error was encountered: Throttle HW procedure calculated an invalid numerator value.

**Response:**

The FRU callouts are calculated at the time of the failure. See the error log for the actual replacement strategy.

---

**BC232605**

**Explanation:**

During processor/memory subsystem initialization, an error was encountered: OCC not ready for target state.

**Response:**

The FRU callouts are calculated at the time of the failure. See the error log for the actual replacement strategy.

---

**BC232606**

**Explanation:**

During processor/memory subsystem initialization, an error was encountered: Unable to read attributes.

**Response:**

The FRU callouts are calculated at the time of the failure. See the error log for the actual replacement strategy.

---

**BC23260E**

**Explanation:**

During processor/memory subsystem initialization, an error was encountered: Unable to send cmd to OCC exception.

**Response:**

The FRU callouts are calculated at the time of the failure. See the error log for the actual replacement strategy.

---

**BC232616**

**Explanation:**

During processor/memory subsystem initialization, an error was encountered: Homer pointer is nullptr, unable to communicate with the OCCs. Leaving system in safe mode.

**Response:**

The FRU callouts are calculated at the time of the failure. See the error log for the actual replacement strategy.

---

**BC232618**

**Explanation:**

During processor/memory subsystem initialization, an error was encountered: Invalid response length received.

**Response:**

The FRU callouts are calculated at the time of the failure. See the error log for the actual replacement strategy.

---

**BC232619****Explanation:**

During processor/memory subsystem initialization, an error was encountered: OCC response had checksum failure.

**Response:**

The FRU callouts are calculated at the time of the failure. See the error log for the actual replacement strategy.

---

**BC23261B****Explanation:**

During processor/memory subsystem initialization, an error was encountered: Invalid length in OCC response.

**Response:**

The FRU callouts are calculated at the time of the failure. See the error log for the actual replacement strategy.

---

**BC23261C****Explanation:**

During processor/memory subsystem initialization, an error was encountered: Invalid POLL response length.

**Response:**

The FRU callouts are calculated at the time of the failure. See the error log for the actual replacement strategy.

---

**BC23261D****Explanation:**

During processor/memory subsystem initialization, an error was encountered: Bad FRU data received in OCC error log.

**Response:**

The FRU callouts are calculated at the time of the failure. See the error log for the actual replacement strategy.

---

**BC232622****Explanation:**

During processor/memory subsystem initialization, an error was encountered: Invalid role is POLL response.

**Response:**

The FRU callouts are calculated at the time of the failure. See the error log for the actual replacement strategy.

---

**BC232623****Explanation:**

During processor/memory subsystem initialization, an error was encountered: Invalid OCC state requested.

**Response:**

The FRU callouts are calculated at the time of the failure. See the error log for the actual replacement strategy.

---

**BC232624****Explanation:**

During processor/memory subsystem initialization, an error was encountered: OCC comm not established or command is not supported.

**Response:**

The FRU callouts are calculated at the time of the failure. See the error log for the actual replacement strategy.

---

**BC232625****Explanation:**

During processor/memory subsystem initialization, an error was encountered: OCCs were not loaded/started successfully.

**Response:**

The FRU callouts are calculated at the time of the failure. See the error log for the actual replacement strategy.

---

**BC232626****Explanation:**

During processor/memory subsystem initialization, an error was encountered: OCC did not change to requested state.

**Response:**

The FRU callouts are calculated at the time of the failure. See the error log for the actual replacement strategy.

---

**BC232635****Explanation:**

During processor/memory subsystem initialization, an error was encountered: Timeout waiting for OCC response.

**Response:**

The FRU callouts are calculated at the time of the failure. See the error log for the actual replacement strategy.

---

**BC232645****Explanation:**

During processor/memory subsystem initialization, an error was encountered: No OCC target found for proc Target,.

**Response:**

The FRU callouts are calculated at the time of the failure. See the error log for the actual replacement strategy.

---

**BC232655**

**Explanation:**

During processor/memory subsystem initialization, an error was encountered: No OCC master was found.

**Response:**

The FRU callouts are calculated at the time of the failure. See the error log for the actual replacement strategy.

---

**BC232656**

**Explanation:**

During processor/memory subsystem initialization, an error was encountered: OCC reset threshold reached. Leaving OCCs in reset state.

**Response:**

The FRU callouts are calculated at the time of the failure. See the error log for the actual replacement strategy.

---

**BC232663**

**Explanation:**

During processor/memory subsystem initialization, an error was encountered: Invalid OCC error log data.

**Response:**

The FRU callouts are calculated at the time of the failure. See the error log for the actual replacement strategy.

---

**BC23267D**

**Explanation:**

During processor/memory subsystem initialization, an error was encountered: Bad FRU data received in OCC error log.

**Response:**

The FRU callouts are calculated at the time of the failure. See the error log for the actual replacement strategy.

---

**BC23267F**

**Explanation:**

During processor/memory subsystem initialization, an error was encountered: No FRU callouts found for non-info OCC Error.

**Response:**

The FRU callouts are calculated at the time of the failure. See the error log for the actual replacement strategy.

---

**BC232701**

**Explanation:**

During processor/memory subsystem initialization, an error was encountered: Invalid operation type.

**Response:**

The FRU callouts are calculated at the time of the failure. See the error log for the actual replacement strategy.

---

**BC232702**

**Explanation:**

A problem was detected during the IPL of the system: Device type not supported.

**Response:**

The FRU callouts are calculated at the time of the failure. See the error log for the actual replacement strategy.

---

**BC232703**

**Explanation:**

During processor/memory subsystem initialization, an error was encountered: TPM attribute was not found.

**Response:**

The FRU callouts are calculated at the time of the failure. See the error log for the actual replacement strategy.

---

**BC232704**

**Explanation:**

During processor/memory subsystem initialization, an error was encountered: Invalid TPM chip to access.

**Response:**

The FRU callouts are calculated at the time of the failure. See the error log for the actual replacement strategy.

---

**BC232705**

**Explanation:**

During processor/memory subsystem initialization, an error was encountered: I2C master entity path doesn't exist.

**Response:**

The FRU callouts are calculated at the time of the failure. See the error log for the actual replacement strategy.

---

**BC232706**

**Explanation:**

During processor/memory subsystem initialization, an error was encountered: I2C master path target is null.

**Response:**

The FRU callouts are calculated at the time of the failure. See the error log for the actual replacement strategy.

---

---

**BC232707****Explanation:**

During processor/memory subsystem initialization, an error was encountered: Invalid address offset size.

**Response:**

The FRU callouts are calculated at the time of the failure. See the error log for the actual replacement strategy.

---

**BC232708****Explanation:**

A problem occurred during the IPL of the system: TPM buffer is too large.

**Response:**

The FRU callouts are calculated at the time of the failure. See the error log for the actual replacement strategy.

---

**BC232709****Explanation:**

A problem occurred during the IPL of the system: TPM underflow.

**Response:**

The FRU callouts are calculated at the time of the failure. See the error log for the actual replacement strategy.

---

**BC23270A****Explanation:**

A problem occurred during the IPL of the system: TPM timeout.

**Response:**

The FRU callouts are calculated at the time of the failure. See the error log for the actual replacement strategy.

---

**BC23270B****Explanation:**

During processor/memory subsystem initialization, an error was encountered: Invalid operation type.

**Response:**

The FRU callouts are calculated at the time of the failure. See the error log for the actual replacement strategy.

---

**BC23270C****Explanation:**

During processor/memory subsystem initialization, an error was encountered: Invalid address offset size.

**Response:**

The FRU callouts are calculated at the time of the failure. See the error log for the actual replacement strategy.

---

**BC23270D****Explanation:**

A trusted platform module (TPM) that was expected to be present was not detected properly.

**Response:**

The FRU callouts are calculated at the time of the failure. See the error log for the actual replacement strategy.

---

**BC23270E****Explanation:**

Trusted boot problem detected.

**Response:**

The FRU callouts are calculated at the time of the failure. See the error log for the actual replacement strategy.

---

**BC23270F****Explanation:**

Trusted boot problem detected.

**Response:**

The FRU callouts are calculated at the time of the failure. See the error log for the actual replacement strategy.

---

**BC232710****Explanation:**

Unexpected trusted boot related failure.

**Response:**

The FRU callouts are calculated at the time of the failure. See the error log for the actual replacement strategy.

---

**BC232711****Explanation:**

Unexpected trusted boot related failure.

**Response:**

The FRU callouts are calculated at the time of the failure. See the error log for the actual replacement strategy.

---

**BC232801****Explanation:**

Firmware error communicating with boot device.

**Response:**

The FRU callouts are calculated at the time of the failure. See the error log for the actual replacement strategy.

---

**BC232802****Explanation:**

Firmware error communicating with boot device.

**Response:**



The FRU callouts are calculated at the time of the failure. See the error log for the actual replacement strategy.

---

**BC232803****Explanation:**

Firmware error communicating with boot device.

**Response:**

The FRU callouts are calculated at the time of the failure. See the error log for the actual replacement strategy.

---

**BC232804****Explanation:**

Firmware error communicating with boot device.

**Response:**

The FRU callouts are calculated at the time of the failure. See the error log for the actual replacement strategy.

---

**BC232806****Explanation:**

Firmware logic bug detected.

**Response:**

The FRU callouts are calculated at the time of the failure. See the error log for the actual replacement strategy.

---

**BC232810****Explanation:**

During processor/memory subsystem initialization, an error was encountered: Timeout waiting for upstream FIFO to have room to write.

**Response:**

The FRU callouts are calculated at the time of the failure. See the error log for the actual replacement strategy.

---

**BC232811****Explanation:**

During processor/memory subsystem initialization, an error was encountered: EOT not received before downstream buffer full.

**Response:**

The FRU callouts are calculated at the time of the failure. See the error log for the actual replacement strategy.

---

**BC232812****Explanation:**

During processor/memory subsystem initialization, an error was encountered: The distance to the status header is not within the response buffer.

**Response:**

The FRU callouts are calculated at the time of the failure. See the error log for the actual replacement strategy.

---

**BC232813****Explanation:**

During processor/memory subsystem initialization, an error was encountered: Status header does not start with magic number or non-zero primary or secondary status.

**Response:**

The FRU callouts are calculated at the time of the failure. See the error log for the actual replacement strategy.

---

**BC232814****Explanation:**

During processor/memory subsystem initialization, an error was encountered: Timeout waiting for downstream FIFO to have data to receive.

**Response:**

The FRU callouts are calculated at the time of the failure. See the error log for the actual replacement strategy.

---

**BC232815****Explanation:**

Firmware error communicating with boot device.

**Response:**

The FRU callouts are calculated at the time of the failure. See the error log for the actual replacement strategy.

---

**BC232816****Explanation:**

Firmware error communicating with boot device.

**Response:**

The FRU callouts are calculated at the time of the failure. See the error log for the actual replacement strategy.

---

**BC232817****Explanation:**

Firmware error communicating with boot device.

**Response:**

The FRU callouts are calculated at the time of the failure. See the error log for the actual replacement strategy.

---

**BC232818****Explanation:**

Firmware error communicating with boot device.

**Response:**

The FRU callouts are calculated at the time of the failure. See the error log for the actual replacement strategy.

---

**BC232819****Explanation:**

Firmware error communicating with boot device.

**Response:**

The FRU callouts are calculated at the time of the failure. See the error log for the actual replacement strategy.

---

**BC23281A****Explanation:**

During processor/memory subsystem initialization, an error was encountered: If the size of the FFDC package exceeds our allocated buffer size, we log it.

**Response:**

The FRU callouts are calculated at the time of the failure. See the error log for the actual replacement strategy.

---

**BC232831****Explanation:**

Firmware error communicating with boot device.

**Response:**

The FRU callouts are calculated at the time of the failure. See the error log for the actual replacement strategy.

---

**BC232832****Explanation:**

Firmware error communicating with boot device.

**Response:**

The FRU callouts are calculated at the time of the failure. See the error log for the actual replacement strategy.

---

**BC232833****Explanation:**

Firmware error communicating with boot device.

**Response:**

The FRU callouts are calculated at the time of the failure. See the error log for the actual replacement strategy.

---

**BC232834****Explanation:**

Firmware error communicating with boot device.

**Response:**

The FRU callouts are calculated at the time of the failure. See the error log for the actual replacement strategy.

---

**BC232835****Explanation:**

Firmware error communicating with boot device.

**Response:**

The FRU callouts are calculated at the time of the failure. See the error log for the actual replacement strategy.

---

**BC232836****Explanation:**

Firmware error communicating with boot device.

**Response:**

The FRU callouts are calculated at the time of the failure. See the error log for the actual replacement strategy.

---

**BC232837****Explanation:**

Firmware error communicating with boot device.

**Response:**

The FRU callouts are calculated at the time of the failure. See the error log for the actual replacement strategy.

---

**BC232838****Explanation:**

Firmware error communicating with boot device.

**Response:**

The FRU callouts are calculated at the time of the failure. See the error log for the actual replacement strategy.

---

**BC232839****Explanation:**

Firmware error communicating with boot device.

**Response:**

The FRU callouts are calculated at the time of the failure. See the error log for the actual replacement strategy.

---

**BC23283A****Explanation:**

Firmware error communicating with boot device.

**Response:**

The FRU callouts are calculated at the time of the failure. See the error log for the actual replacement strategy.

---

**BC23283B****Explanation:**

Firmware error communicating with boot device.

**Response:**

The FRU callouts are calculated at the time of the failure. See the error log for the actual replacement strategy.

---

**BC23283C****Explanation:**

Firmware error communicating with boot device.

**Response:**

The FRU callouts are calculated at the time of the failure. See the error log for the actual replacement strategy.

---

**BC23283D****Explanation:**

During processor/memory subsystem initialization, an error was encountered: Unable to inform OPAL of SBE failure.

**Response:**

The FRU callouts are calculated at the time of the failure. See the error log for the actual replacement strategy.

---

**BC232850****Explanation:**

A problem occurred during the IPL.

**Response:**

The FRU callouts are calculated at the time of the failure. See the error log for the actual replacement strategy.

---

**BC232851****Explanation:**

A problem occurred during the IPL.

**Response:**

The FRU callouts are calculated at the time of the failure. See the error log for the actual replacement strategy.

---

**BC232852****Explanation:**

During processor/memory subsystem initialization, an error was encountered: SBE booted from unexpected side.

**Response:**

The FRU callouts are calculated at the time of the failure. See the error log for the actual replacement strategy.

---

**BC232853****Explanation:**

Processor Error.

**Response:**

The FRU callouts are calculated at the time of the failure. See the error log for the actual replacement strategy.

---

**BC232854****Explanation:**

Processor Error.

**Response:**

The FRU callouts are calculated at the time of the failure. See the error log for the actual replacement strategy.

---

**BC232856****Explanation:**

During processor/memory subsystem initialization, an error was encountered: This function was called incorrectly or there is a new enum that is not handled yet.

**Response:**

The FRU callouts are calculated at the time of the failure. See the error log for the actual replacement strategy.

---

**BC232857****Explanation:**

FFDC associated with boot device failing to boot.

**Response:**

The FRU callouts are calculated at the time of the failure. See the error log for the actual replacement strategy.

---

**BC232858****Explanation:**

A processor in the system has failed to initialize.

**Response:**

The FRU callouts are calculated at the time of the failure. See the error log for the actual replacement strategy.

---

**BC23285B****Explanation:**

Extra FFDC gathered, marked information event.

**Response:**

The FRU callouts are calculated at the time of the failure. See the error log for the actual replacement strategy.

---

**BC23285C****Explanation:**

Processor Error.

**Response:**

The FRU callouts are calculated at the time of the failure. See the error log for the actual replacement strategy.

---

**BC23285D****Explanation:**

Processor Error.

**Response:**

The FRU callouts are calculated at the time of the failure. See the error log for the actual replacement strategy.

---

**BC23285E****Explanation:**

Processor Error.

**Response:**

The FRU callouts are calculated at the time of the failure. See the error log for the actual replacement strategy.

---

**BC23285F****Explanation:**

During processor/memory subsystem initialization, an error was encountered: Call to PSU Chip Op returned an unexpected message type.

**Response:**

The FRU callouts are calculated at the time of the failure. See the error log for the actual replacement strategy.

---

**BC232861****Explanation:**

During processor/memory subsystem initialization, an error was encountered: Could not register mailbox message queue.

**Response:**

The FRU callouts are calculated at the time of the failure. See the error log for the actual replacement strategy.

---

**BC232862****Explanation:**

Processor Error.

**Response:**

The FRU callouts are calculated at the time of the failure. See the error log for the actual replacement strategy.

---

**BC232BA0****Explanation:**

Failure detected in security subsystem.

**Response:**

The FRU callouts are calculated at the time of the failure. See the error log for the actual replacement strategy.

---

**BC232BA2****Explanation:**

Failure detected in security subsystem.

**Response:**

The FRU callouts are calculated at the time of the failure. See the error log for the actual replacement strategy.

---

**BC232BA3****Explanation:**

Failure detected in security subsystem.

**Response:**

The FRU callouts are calculated at the time of the failure. See the error log for the actual replacement strategy.

---

**BC232BA4****Explanation:**

Failure detected in security subsystem.

**Response:**

The FRU callouts are calculated at the time of the failure. See the error log for the actual replacement strategy.

---

**BC232BA5****Explanation:**

Failure detected in security subsystem.

**Response:**

The FRU callouts are calculated at the time of the failure. See the error log for the actual replacement strategy.

---

**BC232BA6****Explanation:**

Failure detected in security subsystem.

**Response:**

The FRU callouts are calculated at the time of the failure. See the error log for the actual replacement strategy.

---

**BC232BA7****Explanation:**

Failure detected in security subsystem.

**Response:**

The FRU callouts are calculated at the time of the failure. See the error log for the actual replacement strategy.

---

**BC232BA8****Explanation:**

Failure detected in security subsystem.

**Response:**

The FRU callouts are calculated at the time of the failure. See the error log for the actual replacement strategy.

---

**BC232BA9****Explanation:**

During processor/memory subsystem initialization, an error was encountered: Unmarshal error while replaying tpm log.

**Response:**

The FRU callouts are calculated at the time of the failure. See the error log for the actual replacement strategy.

---

**BC232BAA****Explanation:**

TPM log overflow.

**Response:**

The FRU callouts are calculated at the time of the failure. See the error log for the actual replacement strategy.

---

**BC232BAB****Explanation:**

TPM log operation failure.

**Response:**

The FRU callouts are calculated at the time of the failure. See the error log for the actual replacement strategy.

---

**BC232BAC****Explanation:**

TPM log buffer init failure.

**Response:**

The FRU callouts are calculated at the time of the failure. See the error log for the actual replacement strategy.

---

**BC232BAD****Explanation:**

The system is configured for Secure Boot and trusted platform module required mode; a functional boot processor trusted platform module is required to boot the system (or node, if multi-node system), but none are available. Therefore, the system (or node, if multi-node system) will terminate. Trusted platform module required mode may be disabled via the appropriate systems management interface to allow platform boot without the remote trusted attestation capability. Look for other errors which call out the trusted platform module and follow the repair actions for these errors.

**Response:**

The FRU callouts are calculated at the time of the failure. See the error log for the actual replacement strategy.

---

**BC232BAE****Explanation:**

Failure detected in security subsystem.

**Response:**

The FRU callouts are calculated at the time of the failure. See the error log for the actual replacement strategy.

---

**BC232BAF****Explanation:**

Failure detected in security subsystem.

**Response:**

The FRU callouts are calculated at the time of the failure. See the error log for the actual replacement strategy.

---

**BC232BB0****Explanation:**

TPM log invalid format.

**Response:**

The FRU callouts are calculated at the time of the failure. See the error log for the actual replacement strategy.

---

**BC232BB1****Explanation:**

Trusted boot failure.

**Response:**

The FRU callouts are calculated at the time of the failure. See the error log for the actual replacement strategy.

---

**BC232BB2****Explanation:**

Firmware error during system boot.

**Response:**

The FRU callouts are calculated at the time of the failure. See the error log for the actual replacement strategy.

---

**BC232BB3****Explanation:**

Firmware error during system boot.

**Response:**

The FRU callouts are calculated at the time of the failure. See the error log for the actual replacement strategy.

---

**BC232BB4****Explanation:**

Platform security problem detected.

**Response:**

The FRU callouts are calculated at the time of the failure. See the error log for the actual replacement strategy.

---

**BC232BB5****Explanation:**

Failure detected in security subsystem.

**Response:**

The FRU callouts are calculated at the time of the failure. See the error log for the actual replacement strategy.

---

---

**BC232BB7****Explanation:**

Trusted Boot failure.

**Response:**

The FRU callouts are calculated at the time of the failure. See the error log for the actual replacement strategy.

---

**BC232BB8****Explanation:**

Trusted boot failure.

**Response:**

The FRU callouts are calculated at the time of the failure. See the error log for the actual replacement strategy.

---

**BC232BB9****Explanation:**

Trusted boot failure.

**Response:**

The FRU callouts are calculated at the time of the failure. See the error log for the actual replacement strategy.

---

**BC232BBA****Explanation:**

Trusted boot failure.

**Response:**

The FRU callouts are calculated at the time of the failure. See the error log for the actual replacement strategy.

---

**BC232BBB****Explanation:**

Trusted boot failure.

**Response:**

The FRU callouts are calculated at the time of the failure. See the error log for the actual replacement strategy.

---

**BC232BBC****Explanation:**

Trusted boot failure.

**Response:**

The FRU callouts are calculated at the time of the failure. See the error log for the actual replacement strategy.

---

**BC232BBD****Explanation:**

trustedboot failure.

**Response:**

The FRU callouts are calculated at the time of the failure. See the error log for the actual replacement strategy.

---

**BC233325****Explanation:**

During processor/memory subsystem initialization, an error was encountered: Unable to resolve other end of xbus.

**Response:**

The FRU callouts are calculated at the time of the failure. See the error log for the actual replacement strategy.

---

**BC233326****Explanation:**

During processor/memory subsystem initialization, an error was encountered: Unable to resolve other end of xbus.

**Response:**

The FRU callouts are calculated at the time of the failure. See the error log for the actual replacement strategy.

---

**BC233327****Explanation:**

Firmware Error.

**Response:**

The FRU callouts are calculated at the time of the failure. See the error log for the actual replacement strategy.

---

**BC233328****Explanation:**

Firmware Error.

**Response:**

The FRU callouts are calculated at the time of the failure. See the error log for the actual replacement strategy.

---

**BC233329****Explanation:**

Firmware Error.

**Response:**

The FRU callouts are calculated at the time of the failure. See the error log for the actual replacement strategy.

---

**BC23332A****Explanation:**

Firmware Error.

**Response:**

The FRU callouts are calculated at the time of the failure. See the error log for the actual replacement strategy.

---

**BC23332B****Explanation:**

Firmware Error.

**Response:**

The FRU callouts are calculated at the time of the failure. See the error log for the actual replacement strategy.

---

**BC23332C****Explanation:**

Firmware Error.

**Response:**

The FRU callouts are calculated at the time of the failure. See the error log for the actual replacement strategy.

---

**BC23332D****Explanation:**

Firmware Error or unsupported part.

**Response:**

The FRU callouts are calculated at the time of the failure. See the error log for the actual replacement strategy.

---

**BC23332E****Explanation:**

Firmware Error.

**Response:**

The FRU callouts are calculated at the time of the failure. See the error log for the actual replacement strategy.

---

**BC23332F****Explanation:**

Firmware Error.

**Response:**

The FRU callouts are calculated at the time of the failure. See the error log for the actual replacement strategy.

---

**BC233330****Explanation:**

Firmware Error.

**Response:**

The FRU callouts are calculated at the time of the failure. See the error log for the actual replacement strategy.

---

**BC233331****Explanation:**

Firmware Error.

**Response:**

The FRU callouts are calculated at the time of the failure. See the error log for the actual replacement strategy.

---

**BC233332****Explanation:**

Firmware Error.

**Response:**

The FRU callouts are calculated at the time of the failure. See the error log for the actual replacement strategy.

---

**BC233333****Explanation:**

Firmware Error.

**Response:**

The FRU callouts are calculated at the time of the failure. See the error log for the actual replacement strategy.

---

**BC233334****Explanation:**

During processor/memory subsystem initialization, an error was encountered: platGetMBvpdMemoryDataVersion could not find the expected 1 mba from the passed dimm target.

**Response:**

The FRU callouts are calculated at the time of the failure. See the error log for the actual replacement strategy.

---

**BC233335****Explanation:**

During processor/memory subsystem initialization, an error was encountered: platGetMBvpdMemoryDataVersion could not find an mba parent target from the passed in dimm target.

**Response:**

The FRU callouts are calculated at the time of the failure. See the error log for the actual replacement strategy.

---

**BC233336****Explanation:**

During processor/memory subsystem initialization, an error was encountered: platGetMBvpdMemoryDataVersion could not find any child mba's from the passed in target of type TYPE\_MEMBUF.

**Response:**

The FRU callouts are calculated at the time of the failure. See the error log for the actual replacement strategy.

---

**BC233337**

**Explanation:**

During processor/memory subsystem initialization, an error was encountered: platGetMBvpdMemoryDataVersion requires a target of type TYPE\_MBA or TYPE\_MEMBUF.

**Response:**

The FRU callouts are calculated at the time of the failure. See the error log for the actual replacement strategy.

---

**BC233339****Explanation:**

Internal firmware error.

**Response:**

The FRU callouts are calculated at the time of the failure. See the error log for the actual replacement strategy.

---

**BC23333A****Explanation:**

Internal firmware error.

**Response:**

The FRU callouts are calculated at the time of the failure. See the error log for the actual replacement strategy.

---

**BC23333B****Explanation:**

Internal firmware error.

**Response:**

The FRU callouts are calculated at the time of the failure. See the error log for the actual replacement strategy.

---

**BC23333C****Explanation:**

Internal firmware error.

**Response:**

The FRU callouts are calculated at the time of the failure. See the error log for the actual replacement strategy.

---

**BC23333D****Explanation:**

Internal firmware error.

**Response:**

The FRU callouts are calculated at the time of the failure. See the error log for the actual replacement strategy.

---

**BC23333E****Explanation:**

Internal firmware error.

**Response:**

The FRU callouts are calculated at the time of the failure. See the error log for the actual replacement strategy.

---

**BC233340****Explanation:**

Internal firmware error.

**Response:**

The FRU callouts are calculated at the time of the failure. See the error log for the actual replacement strategy.

---

**BC233343****Explanation:**

Internal firmware error.

**Response:**

The FRU callouts are calculated at the time of the failure. See the error log for the actual replacement strategy.

---

**BC233403****Explanation:**

A problem occurred while running processor boot code.

**Response:**

The FRU callouts are calculated at the time of the failure. See the error log for the actual replacement strategy.

---

**BC233404****Explanation:**

A problem occurred while running processor boot code.

**Response:**

The FRU callouts are calculated at the time of the failure. See the error log for the actual replacement strategy.

---

**BC233405****Explanation:**

A problem occurred while running processor boot code.

**Response:**

The FRU callouts are calculated at the time of the failure. See the error log for the actual replacement strategy.

---

**BC233406****Explanation:**

A problem occurred while running processor boot code.

**Response:**

The FRU callouts are calculated at the time of the failure. See the error log for the actual replacement strategy.



---

**BC233407****Explanation:**

A problem occurred while running processor boot code.

**Response:**

The FRU callouts are calculated at the time of the failure. See the error log for the actual replacement strategy.

---

**BC233408****Explanation:**

A problem occurred while running processor boot code.

**Response:**

The FRU callouts are calculated at the time of the failure. See the error log for the actual replacement strategy.

---

**BC233409****Explanation:**

A problem occurred while running processor boot code.

**Response:**

The FRU callouts are calculated at the time of the failure. See the error log for the actual replacement strategy.

---

**BC23340A****Explanation:**

A problem occurred while running processor boot code.

**Response:**

The FRU callouts are calculated at the time of the failure. See the error log for the actual replacement strategy.

---

**BC23340B****Explanation:**

A problem occurred while running processor boot code.

**Response:**

The FRU callouts are calculated at the time of the failure. See the error log for the actual replacement strategy.

---

**BC23340C****Explanation:**

A problem occurred while running processor boot code.

**Response:**

The FRU callouts are calculated at the time of the failure. See the error log for the actual replacement strategy.

---

---

**BC23340F****Explanation:**

Failed to load boot firmware.

**Response:**

The FRU callouts are calculated at the time of the failure. See the error log for the actual replacement strategy.

---

**BC233501****Explanation:**

During processor/memory subsystem initialization, an error was encountered: Invalid operation type.

**Response:**

The FRU callouts are calculated at the time of the failure. See the error log for the actual replacement strategy.

---

**BC233502****Explanation:**

A problem was detected during the IPL of the system: Device type not supported.

**Response:**

The FRU callouts are calculated at the time of the failure. See the error log for the actual replacement strategy.

---

**BC233503****Explanation:**

During processor/memory subsystem initialization, an error was encountered: NVDIMM attribute was not found.

**Response:**

The FRU callouts are calculated at the time of the failure. See the error log for the actual replacement strategy.

---

**BC233505****Explanation:**

During processor/memory subsystem initialization, an error was encountered: I2C master entity path doesn't exist.

**Response:**

The FRU callouts are calculated at the time of the failure. See the error log for the actual replacement strategy.

---

**BC233506****Explanation:**

During processor/memory subsystem initialization, an error was encountered: I2C master path target is null.

**Response:**

The FRU callouts are calculated at the time of the failure. See the error log for the actual replacement strategy.

---

---

**BC233507****Explanation:**

During processor/memory subsystem initialization, an error was encountered: Invalid address offset size.

**Response:**

The FRU callouts are calculated at the time of the failure. See the error log for the actual replacement strategy.

---

**BC233508****Explanation:**

A problem occurred during the IPL of the system: I2C buffer offset is too large.

**Response:**

The FRU callouts are calculated at the time of the failure. See the error log for the actual replacement strategy.

---

**BC233509****Explanation:**

During processor/memory subsystem initialization, an error was encountered: I2C write page size is zero.

**Response:**

The FRU callouts are calculated at the time of the failure. See the error log for the actual replacement strategy.

---

**BC23350A****Explanation:**

During processor/memory subsystem initialization, an error was encountered: NVDIMM register offset out of bound.

**Response:**

The FRU callouts are calculated at the time of the failure. See the error log for the actual replacement strategy.

---

**BC23350D****Explanation:**

NVDIMM timed out.

**Response:**

The FRU callouts are calculated at the time of the failure. See the error log for the actual replacement strategy.

---

**BC23350E****Explanation:**

NVDIMM timed out.

**Response:**

The FRU callouts are calculated at the time of the failure. See the error log for the actual replacement strategy.

---

**BC23350F****Explanation:**

NVDIMM timed out.

**Response:**

The FRU callouts are calculated at the time of the failure. See the error log for the actual replacement strategy.

---

**BC233512****Explanation:**

NVDIMM encountered error setting the energy source policy.

**Response:**

The FRU callouts are calculated at the time of the failure. See the error log for the actual replacement strategy.

---

**BC233516****Explanation:**

Encountered error performing internal operation on NVDIMM.

**Response:**

The FRU callouts are calculated at the time of the failure. See the error log for the actual replacement strategy.

---

**BC233517****Explanation:**

NVDIMM timed out.

**Response:**

The FRU callouts are calculated at the time of the failure. See the error log for the actual replacement strategy.

---

**BC233518****Explanation:**

NVDIMM encountered error arming save trigger.

**Response:**

The FRU callouts are calculated at the time of the failure. See the error log for the actual replacement strategy.

---

**BC233519****Explanation:**

NVDIMM error erasing data image.

**Response:**

The FRU callouts are calculated at the time of the failure. See the error log for the actual replacement strategy.

---

**BC23351A****Explanation:**

NVDIMM failed to restore data.

**Response:**

The FRU callouts are calculated at the time of the failure. See the error log for the actual replacement strategy.

---

**BC23351B****Explanation:**

NVDIMM not ready.

**Response:**

The FRU callouts are calculated at the time of the failure. See the error log for the actual replacement strategy.

---

**BC23351C****Explanation:**

Internal firmware error.

**Response:**

The FRU callouts are calculated at the time of the failure. See the error log for the actual replacement strategy.

---

**BC23351D****Explanation:**

NVDIMM not updated.

**Response:**

The FRU callouts are calculated at the time of the failure. See the error log for the actual replacement strategy.

---

**BC23351E****Explanation:**

NVDIMM not updated.

**Response:**

The FRU callouts are calculated at the time of the failure. See the error log for the actual replacement strategy.

---

**BC23351F****Explanation:**

NVDIMM not updated.

**Response:**

The FRU callouts are calculated at the time of the failure. See the error log for the actual replacement strategy.

---

**BC233520****Explanation:**

NVDIMM not updated.

**Response:**

The FRU callouts are calculated at the time of the failure. See the error log for the actual replacement strategy.

---

**BC233521****Explanation:**

NVDIMM not updated.

**Response:**

The FRU callouts are calculated at the time of the failure. See the error log for the actual replacement strategy.

---

**BC233522****Explanation:**

NVDIMM not updated.

**Response:**

The FRU callouts are calculated at the time of the failure. See the error log for the actual replacement strategy.

---

**BC233523****Explanation:**

NVDIMM not updated.

**Response:**

The FRU callouts are calculated at the time of the failure. See the error log for the actual replacement strategy.

---

**BC233524****Explanation:**

NVDIMM not updated.

**Response:**

The FRU callouts are calculated at the time of the failure. See the error log for the actual replacement strategy.

---

**BC233525****Explanation:**

NVDIMM not updated.

**Response:**

The FRU callouts are calculated at the time of the failure. See the error log for the actual replacement strategy.

---

**BC233526****Explanation:**

NVDIMM not updated.

**Response:**

The FRU callouts are calculated at the time of the failure. See the error log for the actual replacement strategy.

---

**BC233527****Explanation:**

NVDIMM not updated.

**Response:**

The FRU callouts are calculated at the time of the failure. See the error log for the actual replacement strategy.

---

**BC233528****Explanation:**

NVDIMM update started.

**Response:**

The FRU callouts are calculated at the time of the failure. See the error log for the actual replacement strategy.

---

**BC233529**

**Explanation:**

NVDIMM was successfully updated.

**Response:**

The FRU callouts are calculated at the time of the failure. See the error log for the actual replacement strategy.

---

**BC23352A**

**Explanation:**

NVDIMM error generating encryption keys.

**Response:**

The FRU callouts are calculated at the time of the failure. See the error log for the actual replacement strategy.

---

**BC23352B**

**Explanation:**

NVDIMM error erasing data image.

**Response:**

The FRU callouts are calculated at the time of the failure. See the error log for the actual replacement strategy.

---

**BC23352C**

**Explanation:**

NVDIMM error during Catastrophic Save.

**Response:**

The FRU callouts are calculated at the time of the failure. See the error log for the actual replacement strategy.

---

**BC23352D**

**Explanation:**

NVDIMM failed module health status check.

**Response:**

The FRU callouts are calculated at the time of the failure. See the error log for the actual replacement strategy.

---

**BC23352E**

**Explanation:**

NVDIMM failed module health status check.

**Response:**

The FRU callouts are calculated at the time of the failure. See the error log for the actual replacement strategy.

---

**BC23352F**

**Explanation:**

NVDIMM failed module health status check.

**Response:**

The FRU callouts are calculated at the time of the failure. See the error log for the actual replacement strategy.

---

**BC233530**

**Explanation:**

NVDIMM failed module health status check.

**Response:**

The FRU callouts are calculated at the time of the failure. See the error log for the actual replacement strategy.

---

**BC233531**

**Explanation:**

NVDIMM failed module health status check.

**Response:**

The FRU callouts are calculated at the time of the failure. See the error log for the actual replacement strategy.

---

**BC233532**

**Explanation:**

NVDIMM failed module health status check.

**Response:**

The FRU callouts are calculated at the time of the failure. See the error log for the actual replacement strategy.

---

**BC233533**

**Explanation:**

NVDIMM failed module health status check.

**Response:**

The FRU callouts are calculated at the time of the failure. See the error log for the actual replacement strategy.

---

**BC233534**

**Explanation:**

NVDIMM failed module health status check.

**Response:**

The FRU callouts are calculated at the time of the failure. See the error log for the actual replacement strategy.

---

**BC233535**

**Explanation:**

NVDIMM failed module health status check.

**Response:**

The FRU callouts are calculated at the time of the failure. See the error log for the actual replacement strategy.

---

---

**BC233536****Explanation:**

NVDIMM failed module health status check.

**Response:**

The FRU callouts are calculated at the time of the failure. See the error log for the actual replacement strategy.

---

**BC233537****Explanation:**

NVDIMM failed module health status check.

**Response:**

The FRU callouts are calculated at the time of the failure. See the error log for the actual replacement strategy.

---

**BC233538****Explanation:**

NVDIMM failed module health status check.

**Response:**

The FRU callouts are calculated at the time of the failure. See the error log for the actual replacement strategy.

---

**BC233539****Explanation:**

NVDIMM failed module health status check.

**Response:**

The FRU callouts are calculated at the time of the failure. See the error log for the actual replacement strategy.

---

**BC23353A****Explanation:**

NVDIMM failed module health status check.

**Response:**

The FRU callouts are calculated at the time of the failure. See the error log for the actual replacement strategy.

---

**BC23353B****Explanation:**

NVDIMM failed module health status check.

**Response:**

The FRU callouts are calculated at the time of the failure. See the error log for the actual replacement strategy.

---

**BC23353C****Explanation:**

NVDIMM failed module health status check.

**Response:**

The FRU callouts are calculated at the time of the failure. See the error log for the actual replacement strategy.

---

**BC23353D****Explanation:**

NVDIMM failed module health status check.

**Response:**

The FRU callouts are calculated at the time of the failure. See the error log for the actual replacement strategy.

---

**BC23353E****Explanation:**

NVDIMM failed to enable event notifications.

**Response:**

The FRU callouts are calculated at the time of the failure. See the error log for the actual replacement strategy.

---

**BC23353F****Explanation:**

NVDIMM register error.

**Response:**

The FRU callouts are calculated at the time of the failure. See the error log for the actual replacement strategy.

---

**BC233540****Explanation:**

NVDIMM encryption error.

**Response:**

The FRU callouts are calculated at the time of the failure. See the error log for the actual replacement strategy.

---

**BC233541****Explanation:**

NVDIMM register error.

**Response:**

The FRU callouts are calculated at the time of the failure. See the error log for the actual replacement strategy.

---

**BC233542****Explanation:**

NVDIMM register error.

**Response:**

The FRU callouts are calculated at the time of the failure. See the error log for the actual replacement strategy.

---

**BC233543****Explanation:**

NVDIMM encryption error.

**Response:**

The FRU callouts are calculated at the time of the failure. See the error log for the actual replacement strategy.

---

**BC233544****Explanation:**

NVDIMM encryption error.

**Response:**

The FRU callouts are calculated at the time of the failure. See the error log for the actual replacement strategy.

---

**BC233545****Explanation:**

NVDIMM encryption error.

**Response:**

The FRU callouts are calculated at the time of the failure. See the error log for the actual replacement strategy.

---

**BC233546****Explanation:**

NVDIMM encryption error.

**Response:**

The FRU callouts are calculated at the time of the failure. See the error log for the actual replacement strategy.

---

**BC233548****Explanation:**

NVDIMM encryption error.

**Response:**

The FRU callouts are calculated at the time of the failure. See the error log for the actual replacement strategy.

---

**BC233549****Explanation:**

NVDIMM ES health check failed.

**Response:**

The FRU callouts are calculated at the time of the failure. See the error log for the actual replacement strategy.

---

**BC23354A****Explanation:**

NVDIMM ES health check failed.

**Response:**

The FRU callouts are calculated at the time of the failure. See the error log for the actual replacement strategy.

---

**BC23354B****Explanation:**

NVDIMM ES health check failed.

**Response:**

The FRU callouts are calculated at the time of the failure. See the error log for the actual replacement strategy.

---

**BC23354C****Explanation:**

NVDIMM ES health check failed.

**Response:**

The FRU callouts are calculated at the time of the failure. See the error log for the actual replacement strategy.

---

**BC23354D****Explanation:**

NVDIMM NVM health check failed.

**Response:**

The FRU callouts are calculated at the time of the failure. See the error log for the actual replacement strategy.

---

**BC23354E****Explanation:**

NVDIMM logging error.

**Response:**

The FRU callouts are calculated at the time of the failure. See the error log for the actual replacement strategy.

---

**BC23354F****Explanation:**

NVDIMM logging error.

**Response:**

The FRU callouts are calculated at the time of the failure. See the error log for the actual replacement strategy.

---

**BC233550****Explanation:**

NVDIMM incorrect firmware slot.

**Response:**

The FRU callouts are calculated at the time of the failure. See the error log for the actual replacement strategy.

---

**BC233551****Explanation:**

NVDIMM error during nvdimm erase.

**Response:**

The FRU callouts are calculated at the time of the failure. See the error log for the actual replacement strategy.

---

**BC233552**

**Explanation:**

NVDIMM failed the arm precheck and is unable to arm.

**Response:**

The FRU callouts are calculated at the time of the failure. See the error log for the actual replacement strategy.

---

**BC233553****Explanation:**

NVDIMM failed to ARM.

**Response:**

The FRU callouts are calculated at the time of the failure. See the error log for the actual replacement strategy.

---

**BC233554****Explanation:**

NVDIMM requires an arm retry.

**Response:**

The FRU callouts are calculated at the time of the failure. See the error log for the actual replacement strategy.

---

**BC233555****Explanation:**

NVDIMM not updated.

**Response:**

The FRU callouts are calculated at the time of the failure. See the error log for the actual replacement strategy.

---

**BC233556****Explanation:**

NVDIMM not running latest firmware level.

**Response:**

The FRU callouts are calculated at the time of the failure. See the error log for the actual replacement strategy.

---

**BC233557****Explanation:**

NVDIMM erase error.

**Response:**

The FRU callouts are calculated at the time of the failure. See the error log for the actual replacement strategy.

---

**BC233558****Explanation:**

NVDIMM erase error.

**Response:**

The FRU callouts are calculated at the time of the failure. See the error log for the actual replacement strategy.

---

**BC233601****Explanation:**

A problem occurred during the IPL of the system: Invalid data length for a SCOM operation.

**Response:**

The FRU callouts are calculated at the time of the failure. See the error log for the actual replacement strategy.

---

**BC233602****Explanation:**

A problem occurred during the IPL of the system: Invalid target type for a SCOM operation.

**Response:**

The FRU callouts are calculated at the time of the failure. See the error log for the actual replacement strategy.

---

**BC233603****Explanation:**

A problem occurred during the IPL of the system: Invalid operation type for a SCOM operation.

**Response:**

The FRU callouts are calculated at the time of the failure. See the error log for the actual replacement strategy.

---

**BC233604****Explanation:**

A problem occurred during the IPL of the system: Invalid address for a SCOM operation.

**Response:**

The FRU callouts are calculated at the time of the failure. See the error log for the actual replacement strategy.

---

**BC233701****Explanation:**

Unexpected memory subsystem firmware error.

**Response:**

The FRU callouts are calculated at the time of the failure. See the error log for the actual replacement strategy.

---

**BC233702****Explanation:**

Unexpected memory subsystem firmware error.

**Response:**

The FRU callouts are calculated at the time of the failure. See the error log for the actual replacement strategy.

---

**BC233703****Explanation:**

Unexpected memory subsystem firmware error.

**Response:**

The FRU callouts are calculated at the time of the failure. See the error log for the actual replacement strategy.

---

**BC233704**

**Explanation:**

Unexpected memory subsystem firmware error.

**Response:**

The FRU callouts are calculated at the time of the failure. See the error log for the actual replacement strategy.

---

**BC233705**

**Explanation:**

Unexpected memory subsystem firmware error.

**Response:**

The FRU callouts are calculated at the time of the failure. See the error log for the actual replacement strategy.

---

**BC233706**

**Explanation:**

Unexpected memory subsystem firmware error.

**Response:**

The FRU callouts are calculated at the time of the failure. See the error log for the actual replacement strategy.

---

**BC233707**

**Explanation:**

Unexpected memory subsystem firmware error.

**Response:**

The FRU callouts are calculated at the time of the failure. See the error log for the actual replacement strategy.

---

**BC233708**

**Explanation:**

Unexpected memory subsystem firmware error.

**Response:**

The FRU callouts are calculated at the time of the failure. See the error log for the actual replacement strategy.

---

**BC233709**

**Explanation:**

Unexpected memory subsystem firmware error.

**Response:**

The FRU callouts are calculated at the time of the failure. See the error log for the actual replacement strategy.

---

**BC23370A**

**Explanation:**

Unexpected memory subsystem firmware error.

**Response:**

The FRU callouts are calculated at the time of the failure. See the error log for the actual replacement strategy.

---

**BC233901**

**Explanation:**

Error occurred during system boot.

**Response:**

The FRU callouts are calculated at the time of the failure. See the error log for the actual replacement strategy.

---

**BC233902**

**Explanation:**

Error occurred during system boot.

**Response:**

The FRU callouts are calculated at the time of the failure. See the error log for the actual replacement strategy.

---

**BC234101**

**Explanation:**

A problem occurred during the IPL of the system: Internal Firmware Error.

**Response:**

The FRU callouts are calculated at the time of the failure. See the error log for the actual replacement strategy.

---

**BC234102**

**Explanation:**

A problem occurred during the IPL of the system: Internal Firmware Error.

**Response:**

The FRU callouts are calculated at the time of the failure. See the error log for the actual replacement strategy.

---

**BC234103**

**Explanation:**

Unexpected IPL firmware data format error.

**Response:**

The FRU callouts are calculated at the time of the failure. See the error log for the actual replacement strategy.

---

**BC234104**

**Explanation:**

Unexpected IPL firmware data format error.

**Response:**



The FRU callouts are calculated at the time of the failure. See the error log for the actual replacement strategy.

---

**BC234105****Explanation:**

Unexpected IPL firmware data format error.

**Response:**

The FRU callouts are calculated at the time of the failure. See the error log for the actual replacement strategy.

---

**BC234106****Explanation:**

Unsupported device found during firmware IPL.

**Response:**

The FRU callouts are calculated at the time of the failure. See the error log for the actual replacement strategy.

---

**BC234107****Explanation:**

Unexpected boot firmware data format error.

**Response:**

The FRU callouts are calculated at the time of the failure. See the error log for the actual replacement strategy.

---

**BC234108****Explanation:**

Unexpected IPL firmware data format error.

**Response:**

The FRU callouts are calculated at the time of the failure. See the error log for the actual replacement strategy.

---

**BC234109****Explanation:**

Unexpected IPL firmware data format error.

**Response:**

The FRU callouts are calculated at the time of the failure. See the error log for the actual replacement strategy.

---

**BC23410A****Explanation:**

PCIe hotplug controller flash update failure.

**Response:**

The FRU callouts are calculated at the time of the failure. See the error log for the actual replacement strategy.

---

**BC23410B****Explanation:**

PCIe hotplug controller flash update failure.

**Response:**

The FRU callouts are calculated at the time of the failure. See the error log for the actual replacement strategy.

---

**BC23410C****Explanation:**

A problem occurred during the IPL of the system: Internal Firmware Error.

**Response:**

The FRU callouts are calculated at the time of the failure. See the error log for the actual replacement strategy.

---

**BC23410D****Explanation:**

Unexpected IPL firmware data format error.

**Response:**

The FRU callouts are calculated at the time of the failure. See the error log for the actual replacement strategy.

---

**BC234300****Explanation:**

A problem occurred during IPL of the system.

**Response:**

The FRU callouts are calculated at the time of the failure. See the error log for the actual replacement strategy.

---

**BC234301****Explanation:**

A problem occurred during IPL of the system.

**Response:**

The FRU callouts are calculated at the time of the failure. See the error log for the actual replacement strategy.

---

**BC234302****Explanation:**

A problem occurred during IPL of the system.

**Response:**

The FRU callouts are calculated at the time of the failure. See the error log for the actual replacement strategy.

---

**BC234303****Explanation:**

A problem occurred during IPL of the system.

**Response:**

The FRU callouts are calculated at the time of the failure. See the error log for the actual replacement strategy.

---

**BC234304**

**Explanation:**

A problem occurred during IPL of the system.

**Response:**

The FRU callouts are calculated at the time of the failure. See the error log for the actual replacement strategy.

---

**BC234305****Explanation:**

A problem occurred during IPL of the system.

**Response:**

The FRU callouts are calculated at the time of the failure. See the error log for the actual replacement strategy.

---

**BC234306****Explanation:**

A problem occurred during IPL of the system.

**Response:**

The FRU callouts are calculated at the time of the failure. See the error log for the actual replacement strategy.

---

**BC234307****Explanation:**

A problem occurred during IPL of the system.

**Response:**

The FRU callouts are calculated at the time of the failure. See the error log for the actual replacement strategy.

---

**BC234308****Explanation:**

A problem occurred during IPL of the system.

**Response:**

The FRU callouts are calculated at the time of the failure. See the error log for the actual replacement strategy.

---

**BC234309****Explanation:**

A problem occurred during IPL of the system.

**Response:**

The FRU callouts are calculated at the time of the failure. See the error log for the actual replacement strategy.

---

**BC23430A****Explanation:**

A problem occurred during IPL of the system.

**Response:**

The FRU callouts are calculated at the time of the failure. See the error log for the actual replacement strategy.

---

**BC23430B****Explanation:**

A problem occurred during IPL of the system.

**Response:**

The FRU callouts are calculated at the time of the failure. See the error log for the actual replacement strategy.

---

**BC23430C****Explanation:**

A problem occurred during IPL of the system.

**Response:**

The FRU callouts are calculated at the time of the failure. See the error log for the actual replacement strategy.

---

**BC23430D****Explanation:**

A problem occurred during IPL of the system.

**Response:**

The FRU callouts are calculated at the time of the failure. See the error log for the actual replacement strategy.

---

**BC23430E****Explanation:**

A problem occurred during IPL of the system.

**Response:**

The FRU callouts are calculated at the time of the failure. See the error log for the actual replacement strategy.

---

**BC23430F****Explanation:**

A problem occurred during IPL of the system.

**Response:**

The FRU callouts are calculated at the time of the failure. See the error log for the actual replacement strategy.

---

**BC2343FB****Explanation:**

Informational log associated with DIMM updates.

**Response:**

The FRU callouts are calculated at the time of the failure. See the error log for the actual replacement strategy.

---

**BC2343FC****Explanation:**

Informational log associated with DIMM updates.

**Response:**

The FRU callouts are calculated at the time of the failure. See the error log for the actual replacement strategy.

---

**BC2343FD****Explanation:**

Informational log associated with DIMM updates.

**Response:**

The FRU callouts are calculated at the time of the failure. See the error log for the actual replacement strategy.

---

**BC2343FE****Explanation:**

Informational log associated with DIMM updates.

**Response:**

The FRU callouts are calculated at the time of the failure. See the error log for the actual replacement strategy.

---

**BC234601****Explanation:**

A problem occurred during the IPL of the system.

**Response:**

The FRU callouts are calculated at the time of the failure. See the error log for the actual replacement strategy.

---

**BC234705****Explanation:**

A problem occurred during the IPL of the system.

**Response:**

The FRU callouts are calculated at the time of the failure. See the error log for the actual replacement strategy.

---

**BC234708****Explanation:**

A problem occurred during the IPL of the system.

**Response:**

The FRU callouts are calculated at the time of the failure. See the error log for the actual replacement strategy.

---

**BC239001****Explanation:**

Firmware encountered an internal error while retrieving target data.

**Response:**

The FRU callouts are calculated at the time of the failure. See the error log for the actual replacement strategy.

---

**BC239002****Explanation:**

Firmware encountered an internal error while retrieving target data.

**Response:**

The FRU callouts are calculated at the time of the failure. See the error log for the actual replacement strategy.

---

**BC239003****Explanation:**

Firmware encountered an internal error while retrieving attribute data.

**Response:**

The FRU callouts are calculated at the time of the failure. See the error log for the actual replacement strategy.

---

**BC239004****Explanation:**

Firmware encountered an internal error while retrieving attribute data.

**Response:**

The FRU callouts are calculated at the time of the failure. See the error log for the actual replacement strategy.

---

**BC239005****Explanation:**

Firmware encountered an internal error.

**Response:**

The FRU callouts are calculated at the time of the failure. See the error log for the actual replacement strategy.

---

**BC239006****Explanation:**

Firmware encountered an internal error while retrieving target data.

**Response:**

The FRU callouts are calculated at the time of the failure. See the error log for the actual replacement strategy.

---

**BC23900A****Explanation:**

Firmware encountered an internal error.

**Response:**

The FRU callouts are calculated at the time of the failure. See the error log for the actual replacement strategy.

---

**BC23900B****Explanation:**

Firmware encountered an internal error.

**Response:**

The FRU callouts are calculated at the time of the failure. See the error log for the actual replacement strategy.

---

**BC23900D****Explanation:**

Firmware encountered an internal error.

**Response:**

The FRU callouts are calculated at the time of the failure. See the error log for the actual replacement strategy.

---

**BC23900E****Explanation:**

Firmware encountered an internal error.

**Response:**

The FRU callouts are calculated at the time of the failure. See the error log for the actual replacement strategy.

---

**BC23900F****Explanation:**

Firmware encountered an internal error.

**Response:**

The FRU callouts are calculated at the time of the failure. See the error log for the actual replacement strategy.

---

**BC239010****Explanation:**

Firmware encountered an internal error.

**Response:**

The FRU callouts are calculated at the time of the failure. See the error log for the actual replacement strategy.

---

**BC239011****Explanation:**

During processor/memory subsystem initialization, an error was encountered: Exceeded limit of number of mainstore VPD In Memory Trace array entries.

**Response:**

The FRU callouts are calculated at the time of the failure. See the error log for the actual replacement strategy.

---

**BC239012****Explanation:**

During processor/memory subsystem initialization, an error was encountered: Attempted to add a RAM FRU for an invalid mainstore area.

**Response:**

The FRU callouts are calculated at the time of the failure. See the error log for the actual replacement strategy.

---

**BC239014****Explanation:**

Firmware encountered an internal error while retrieving target handle.

**Response:**

The FRU callouts are calculated at the time of the failure. See the error log for the actual replacement strategy.

---

**BC239015****Explanation:**

Firmware encountered an internal error.

**Response:**

The FRU callouts are calculated at the time of the failure. See the error log for the actual replacement strategy.

---

**BC239016****Explanation:**

Firmware encountered an internal error.

**Response:**

The FRU callouts are calculated at the time of the failure. See the error log for the actual replacement strategy.

---

**BC239017****Explanation:**

Firmware encountered an internal error.

**Response:**

The FRU callouts are calculated at the time of the failure. See the error log for the actual replacement strategy.

---

**BC239018****Explanation:**

Firmware encountered an internal error.

**Response:**

The FRU callouts are calculated at the time of the failure. See the error log for the actual replacement strategy.

---

**BC239019****Explanation:**

Firmware encountered an internal error.

**Response:**

The FRU callouts are calculated at the time of the failure. See the error log for the actual replacement strategy.

---

**BC23901A****Explanation:**

Firmware encountered an internal error.

**Response:**

The FRU callouts are calculated at the time of the failure. See the error log for the actual replacement strategy.

---

**BC23901B****Explanation:**

Firmware encountered an internal error.

**Response:**

The FRU callouts are calculated at the time of the failure. See the error log for the actual replacement strategy.

---

**BC23901C****Explanation:**

Firmware encountered an internal error.

**Response:**

The FRU callouts are calculated at the time of the failure. See the error log for the actual replacement strategy.

---

**BC23901E****Explanation:**

Firmware encountered an internal error while getting obus brick ID.

**Response:**

The FRU callouts are calculated at the time of the failure. See the error log for the actual replacement strategy.

---

**BC23901F****Explanation:**

Firmware encountered an internal error while getting obus frequency bucket.

**Response:**

The FRU callouts are calculated at the time of the failure. See the error log for the actual replacement strategy.

---

**BC239020****Explanation:**

Firmware encountered an internal error while finding proc model and ec.

**Response:**

The FRU callouts are calculated at the time of the failure. See the error log for the actual replacement strategy.

---

**BC239021****Explanation:**

Firmware encountered an internal error while retrieving obus pll frequency values.

**Response:**

The FRU callouts are calculated at the time of the failure. See the error log for the actual replacement strategy.

---

**BC23E504****Explanation:**

A hardware failure was detected in the central electronics complex (CEC).

**Response:**

The FRU callouts are calculated at the time of the failure. Examine the error log for the actual replacement strategy.

---

**BC23E540****Explanation:**

During processor/memory subsystem initialization, an error was encountered: CEC hardware failure detected. Cause is most likely hardware, but there are other callouts including Software or Next Level Support.

**Response:**

The FRU callouts are calculated at the time of the failure. See the error log for the actual replacement strategy.

---

**BC23E550****Explanation:**

During processor/memory subsystem initialization, an error was encountered: CEC hardware failure detected. Cause is most likely Software, but there are also Hardware callouts.

**Response:**

The FRU callouts are calculated at the time of the failure. See the error log for the actual replacement strategy.

---

**BC23E560****Explanation:**

During processor/memory subsystem initialization, an error was encountered: CEC hardware failure detected. Cause is most likely Software.

**Response:**

The FRU callouts are calculated at the time of the failure. See the error log for the actual replacement strategy.

---

**BC23E570****Explanation:**

During processor/memory subsystem initialization, an error was encountered: An errorlog containing extra FFDC collected by the HWP.

**Response:**

The FRU callouts are calculated at the time of the failure. See the error log for the actual replacement strategy.

---

**BC23E580****Explanation:**

Chip diagnosis did not find any chip with an attention.

**Response:**

The FRU callouts are calculated at the time of the failure. See the error log for the actual replacement strategy.

---

**BC23E582****Explanation:**

During processor/memory subsystem initialization, an error was encountered: Invalid configuration in CS FIR Data handling.

**Response:**

The FRU callouts are calculated at the time of the failure. See the error log for the actual replacement strategy.

---

**BC23E583****Explanation:**

During processor/memory subsystem initialization, an error was encountered: NULL system target.

**Response:**

The FRU callouts are calculated at the time of the failure. See the error log for the actual replacement strategy.

---

**BC240202****Explanation:**

During processor/memory subsystem initialization, an error was encountered: A device driver operation was attempted for which no driver has been registered.

**Response:**

The FRU callouts are calculated at the time of the failure. See the error log for the actual replacement strategy.

---

**BC240203****Explanation:**

During processor/memory subsystem initialization, an error was encountered: A device driver operation on a NULL target.

**Response:**

The FRU callouts are calculated at the time of the failure. See the error log for the actual replacement strategy.

---

**BC240204****Explanation:**

During processor/memory subsystem initialization, an error was encountered: A double registration was attempted with the routing framework.

**Response:**

The FRU callouts are calculated at the time of the failure. See the error log for the actual replacement strategy.

---

**BC240301****Explanation:**

Firmware error during system IPL.

**Response:**

The FRU callouts are calculated at the time of the failure. See the error log for the actual replacement strategy.

---

**BC240305****Explanation:**

During processor/memory subsystem initialization, an error was encountered: Indirect SCOM Read error.

**Response:**

The FRU callouts are calculated at the time of the failure. See the error log for the actual replacement strategy.

---

**BC240306****Explanation:**

During processor/memory subsystem initialization, an error was encountered: Indirect SCOM complete bit did not come on.

**Response:**

The FRU callouts are calculated at the time of the failure. See the error log for the actual replacement strategy.

---

**BC240307****Explanation:**

During processor/memory subsystem initialization, an error was encountered: Indirect SCOM Write failed for this address.

**Response:**

The FRU callouts are calculated at the time of the failure. See the error log for the actual replacement strategy.

---

**BC240308****Explanation:**

During processor/memory subsystem initialization, an error was encountered: Indirect SCOM complete bit did not come on.

**Response:**

The FRU callouts are calculated at the time of the failure. See the error log for the actual replacement strategy.

---

**BC240309****Explanation:**

During processor/memory subsystem initialization, an error was encountered: Scom Translate not supported for this type.

**Response:**

The FRU callouts are calculated at the time of the failure. See the error log for the actual replacement strategy.

---

**BC24030A****Explanation:**

During processor/memory subsystem initialization, an error was encountered: Scm Translation did not modify the address.

**Response:**

The FRU callouts are calculated at the time of the failure. See the error log for the actual replacement strategy.

---

**BC24030C****Explanation:**

Firmware error during system IPL.

**Response:**

The FRU callouts are calculated at the time of the failure. See the error log for the actual replacement strategy.

---

**BC24030D****Explanation:**

Firmware error during system IPL.

**Response:**

The FRU callouts are calculated at the time of the failure. See the error log for the actual replacement strategy.

---

**BC24030E****Explanation:**

A problem occurred during the IPL of the system.

**Response:**

The FRU callouts are calculated at the time of the failure. See the error log for the actual replacement strategy.

---

**BC24030F****Explanation:**

During processor/memory subsystem initialization, an error was encountered: Bits 0:11 in user supplied data is not zero.

**Response:**

The FRU callouts are calculated at the time of the failure. See the error log for the actual replacement strategy.

---

**BC240310****Explanation:**

During processor/memory subsystem initialization, an error was encountered: No read op on form 1 indirect scom.

**Response:**

The FRU callouts are calculated at the time of the failure. See the error log for the actual replacement strategy.

---

---

**BC240311****Explanation:**

During processor/memory subsystem initialization, an error was encountered: Hypervisor wakeup failed.

**Response:**

The FRU callouts are calculated at the time of the failure. See the error log for the actual replacement strategy.

---

**BC240312****Explanation:**

During processor/memory subsystem initialization, an error was encountered: Wakeup runtime interface not linked.

**Response:**

The FRU callouts are calculated at the time of the failure. See the error log for the actual replacement strategy.

---

**BC240313****Explanation:**

During processor/memory subsystem initialization, an error was encountered: Disabling special wakeup when not enabled.

**Response:**

The FRU callouts are calculated at the time of the failure. See the error log for the actual replacement strategy.

---

**BC240314****Explanation:**

During processor/memory subsystem initialization, an error was encountered: Scm Translate not supported for this type.

**Response:**

The FRU callouts are calculated at the time of the failure. See the error log for the actual replacement strategy.

---

**BC240315****Explanation:**

During processor/memory subsystem initialization, an error was encountered: Error from Hypervisor attempting SCOM.

**Response:**

The FRU callouts are calculated at the time of the failure. See the error log for the actual replacement strategy.

---

**BC240316****Explanation:**

During processor/memory subsystem initialization, an error was encountered: Buffer size is less than allowed or NULL data buffer.

---

**Response:**

The FRU callouts are calculated at the time of the failure. See the error log for the actual replacement strategy.

---

**BC240317****Explanation:**

During processor/memory subsystem initialization, an error was encountered: Scm invalid operation type.

**Response:**

The FRU callouts are calculated at the time of the failure. See the error log for the actual replacement strategy.

---

**BC240318****Explanation:**

Secure Boot failure.

**Response:**

The FRU callouts are calculated at the time of the failure. See the error log for the actual replacement strategy.

---

**BC240319****Explanation:**

Secure Boot failure.

**Response:**

The FRU callouts are calculated at the time of the failure. See the error log for the actual replacement strategy.

---

**BC24031A****Explanation:**

Secure Boot failure.

**Response:**

The FRU callouts are calculated at the time of the failure. See the error log for the actual replacement strategy.

---

**BC24031B****Explanation:**

Secure Boot failure.

**Response:**

The FRU callouts are calculated at the time of the failure. See the error log for the actual replacement strategy.

---

**BC24031C****Explanation:**

Secure Boot failure.

**Response:**

The FRU callouts are calculated at the time of the failure. See the error log for the actual replacement strategy.

---

**BC24031D****Explanation:**

During processor/memory subsystem initialization, an error was encountered: Invalid mode parm for wakeup operation.

**Response:**

The FRU callouts are calculated at the time of the failure. See the error log for the actual replacement strategy.

---

**BC24031E****Explanation:**

During processor/memory subsystem initialization, an error was encountered: Unexpectedly forcing wakeup off when the counter is non-zero, implies a bug in the code flow.

**Response:**

The FRU callouts are calculated at the time of the failure. See the error log for the actual replacement strategy.

---

**BC24031F****Explanation:**

During processor/memory subsystem initialization, an error was encountered: Unsupported multicast op.

**Response:**

The FRU callouts are calculated at the time of the failure. See the error log for the actual replacement strategy.

---

**BC240401****Explanation:**

During processor/memory subsystem initialization, an error was encountered: XSCOM access error.

**Response:**

The FRU callouts are calculated at the time of the failure. See the error log for the actual replacement strategy.

---

**BC240402****Explanation:**

During processor/memory subsystem initialization, an error was encountered: XSCOM buffer size less than 8 bytes or NULL data buffer.

**Response:**

The FRU callouts are calculated at the time of the failure. See the error log for the actual replacement strategy.

---

**BC240403****Explanation:**

During processor/memory subsystem initialization, an error was encountered: XSCOM invalid operation type.

**Response:**



The FRU callouts are calculated at the time of the failure. See the error log for the actual replacement strategy.

---

**BC240405****Explanation:**

A problem occurred during the IPL of the system.

**Response:**

The FRU callouts are calculated at the time of the failure. See the error log for the actual replacement strategy.

---

**BC240406****Explanation:**

During processor/memory subsystem initialization, an error was encountered: XSCOM access error.

**Response:**

The FRU callouts are calculated at the time of the failure. See the error log for the actual replacement strategy.

---

**BC240407****Explanation:**

During processor/memory subsystem initialization, an error was encountered: XSCOM runtime interface not linked.

**Response:**

The FRU callouts are calculated at the time of the failure. See the error log for the actual replacement strategy.

---

**BC240501****Explanation:**

During processor/memory subsystem initialization, an error was encountered: Initialization Service failed to start a task.

**Response:**

The FRU callouts are calculated at the time of the failure. See the error log for the actual replacement strategy.

---

**BC240502****Explanation:**

During processor/memory subsystem initialization, an error was encountered: Initialization Service attempted to start a function within a module but the function failed to launch.

**Response:**

The FRU callouts are calculated at the time of the failure. See the error log for the actual replacement strategy.

---

**BC240503****Explanation:**

During processor/memory subsystem initialization, an error was encountered: One or more CxxTest Unit Tests failed.

**Response:**

The FRU callouts are calculated at the time of the failure. See the error log for the actual replacement strategy.

---

**BC240504****Explanation:**

During processor/memory subsystem initialization, an error was encountered: Could not FLUSH virtual memory.

**Response:**

The FRU callouts are calculated at the time of the failure. See the error log for the actual replacement strategy.

---

**BC240505****Explanation:**

During processor/memory subsystem initialization, an error was encountered: Initialization Service launched a task and the task returned an error.

**Response:**

The FRU callouts are calculated at the time of the failure. See the error log for the actual replacement strategy.

---

**BC240506****Explanation:**

During processor/memory subsystem initialization, an error was encountered: Initialization Service launched a function and the task returned an error.

**Response:**

The FRU callouts are calculated at the time of the failure. See the error log for the actual replacement strategy.

---

**BC240507****Explanation:**

During processor/memory subsystem initialization, an error was encountered: Initialization Service failed to load a module needed to load a function or task. UserDetails will contain the name of the function or task.

**Response:**

The FRU callouts are calculated at the time of the failure. See the error log for the actual replacement strategy.

---

**BC240508****Explanation:**

During processor/memory subsystem initialization, an error was encountered: Request to send Istep

Complete msg to Fsp, but no outstanding message from service processor found.

**Response:**

The FRU callouts are calculated at the time of the failure. See the error log for the actual replacement strategy.

---

**BC240509**

**Explanation:**

During processor/memory subsystem initialization, an error was encountered: IStep failed and HW deconfigured. Looped back to an earlier istep (Reconfigure loop).

**Response:**

The FRU callouts are calculated at the time of the failure. See the error log for the actual replacement strategy.

---

**BC24050A**

**Explanation:**

A hardware error occurred during the IPL. See previous logs for details.

**Response:**

The FRU callouts are calculated at the time of the failure. See the error log for the actual replacement strategy.

---

**BC24050B**

**Explanation:**

During processor/memory subsystem initialization, an error was encountered: Received shutdown request from service processor.

**Response:**

The FRU callouts are calculated at the time of the failure. See the error log for the actual replacement strategy.

---

**BC24050C**

**Explanation:**

A problem occurred during the IPL of the system.

**Response:**

The FRU callouts are calculated at the time of the failure. See the error log for the actual replacement strategy.

---

**BC24050D**

**Explanation:**

During processor/memory subsystem initialization, an error was encountered: Istep messaged received by non-master node.

**Response:**

The FRU callouts are calculated at the time of the failure. See the error log for the actual replacement strategy.

---

**BC24050F**

**Explanation:**

A reconfigure loop is being induced for testing purposes.

**Response:**

The FRU callouts are calculated at the time of the failure. See the error log for the actual replacement strategy.

---

**BC240510**

**Explanation:**

During processor/memory subsystem initialization, an error was encountered: Received shutdown request due to deconfigure outside of reconfig loop.

**Response:**

The FRU callouts are calculated at the time of the failure. See the error log for the actual replacement strategy.

---

**BC240511**

**Explanation:**

An internal firmware error occurred.

**Response:**

The FRU callouts are calculated at the time of the failure. See the error log for the actual replacement strategy.

---

**BC240512**

**Explanation:**

Node is no longer accepting istep requests.

**Response:**

The FRU callouts are calculated at the time of the failure. See the error log for the actual replacement strategy.

---

**BC240516**

**Explanation:**

Firmware error during boot.

**Response:**

The FRU callouts are calculated at the time of the failure. See the error log for the actual replacement strategy.

---

**BC240601**

**Explanation:**

A problem occurred while accessing the boot flash.

**Response:**

The FRU callouts are calculated at the time of the failure. See the error log for the actual replacement strategy.

---

**BC240602**

**Explanation:**

Firmware error accessing flash during IPL.

**Response:**

The FRU callouts are calculated at the time of the failure. See the error log for the actual replacement strategy.

---

**BC240603****Explanation:**

During processor/memory subsystem initialization, an error was encountered: invalid section passed to flush.

**Response:**

The FRU callouts are calculated at the time of the failure. See the error log for the actual replacement strategy.

---

**BC240604****Explanation:**

A problem occurred while initializing secure PNOR.

**Response:**

The FRU callouts are calculated at the time of the failure. See the error log for the actual replacement strategy.

---

**BC240605****Explanation:**

Processor NOR flash: A problem occurred while accessing the boot flash.

**Response:**

The FRU callouts are calculated at the time of the failure. See the error log for the actual replacement strategy.

---

**BC240606****Explanation:**

A problem occurred while accessing the boot flash.

**Response:**

The FRU callouts are calculated at the time of the failure. See the error log for the actual replacement strategy.

---

**BC240607****Explanation:**

Firmware error accessing flash during IPL.

**Response:**

The FRU callouts are calculated at the time of the failure. See the error log for the actual replacement strategy.

---

**BC240608****Explanation:**

LPC bus error communicating with the BMC.

**Response:**

The FRU callouts are calculated at the time of the failure. See the error log for the actual replacement strategy.

---

**BC240609****Explanation:**

A problem occurred while accessing the boot flash.

**Response:**

The FRU callouts are calculated at the time of the failure. See the error log for the actual replacement strategy.

---

**BC24060B****Explanation:**

Hardware error accessing flash during IPL.

**Response:**

The FRU callouts are calculated at the time of the failure. See the error log for the actual replacement strategy.

---

**BC24060C****Explanation:**

Fail verifying Flash File System (FFS) Header on Master Candidate Processor NOR flash Table of Contents

**Response:**

The FRU callouts are calculated at the time of the failure. See the error log for the actual replacement strategy.

---

**BC240610****Explanation:**

A problem occurred while accessing the boot flash.

**Response:**

The FRU callouts are calculated at the time of the failure. See the error log for the actual replacement strategy.

---

**BC240614****Explanation:**

Firmware error accessing flash during IPL.

**Response:**

The FRU callouts are calculated at the time of the failure. See the error log for the actual replacement strategy.

---

**BC240615****Explanation:**

BMC not responding while accessing the flash.

**Response:**

The FRU callouts are calculated at the time of the failure. See the error log for the actual replacement strategy.

---

**BC240616****Explanation:**

Error accessing system firmware flash.

**Response:**

The FRU callouts are calculated at the time of the failure. See the error log for the actual replacement strategy.

---

**BC240617****Explanation:**

Error accessing system firmware flash.

**Response:**

The FRU callouts are calculated at the time of the failure. See the error log for the actual replacement strategy.

---

**BC240619****Explanation:**

A problem occurred while reading Processor NOR flash partition table.

**Response:**

The FRU callouts are calculated at the time of the failure. See the error log for the actual replacement strategy.

---

**BC24061B****Explanation:**

During processor/memory subsystem initialization, an error was encountered: invalid section passed to getSectionInfo or section prohibited by secureboot.

**Response:**

The FRU callouts are calculated at the time of the failure. See the error log for the actual replacement strategy.

---

**BC24061C****Explanation:**

During processor/memory subsystem initialization, an error was encountered: UNCORRECTABLE ECC.

**Response:**

The FRU callouts are calculated at the time of the failure. See the error log for the actual replacement strategy.

---

**BC24061D****Explanation:**

During processor/memory subsystem initialization, an error was encountered: section size is zero.

**Response:**

The FRU callouts are calculated at the time of the failure. See the error log for the actual replacement strategy.

---

**BC24061E****Explanation:**

Failed to remove pages.

**Response:**

The FRU callouts are calculated at the time of the failure. See the error log for the actual replacement strategy.

---

**BC24061F****Explanation:**

Error accessing system firmware flash.

**Response:**

The FRU callouts are calculated at the time of the failure. See the error log for the actual replacement strategy.

---

**BC240620****Explanation:**

Error accessing system firmware flash.

**Response:**

The FRU callouts are calculated at the time of the failure. See the error log for the actual replacement strategy.

---

**BC240621****Explanation:**

During processor/memory subsystem initialization, an error was encountered: Non ECC protected section is passed to fixECC.

**Response:**

The FRU callouts are calculated at the time of the failure. See the error log for the actual replacement strategy.

---

**BC240622****Explanation:**

A problem occurred while reading Processor NOR flash partition table.

**Response:**

The FRU callouts are calculated at the time of the failure. See the error log for the actual replacement strategy.

---

**BC240623****Explanation:**

A problem occurred while reading Processor NOR flash partition table.

**Response:**

The FRU callouts are calculated at the time of the failure. See the error log for the actual replacement strategy.

---

**BC240627****Explanation:**

A problem occurred while accessing the boot flash.

**Response:**

The FRU callouts are calculated at the time of the failure. See the error log for the actual replacement strategy.

---

**BC240629****Explanation:**

No valid Table of Contents (TOC) found for Processor NOR flash.

**Response:**

The FRU callouts are calculated at the time of the failure. See the error log for the actual replacement strategy.

---

**BC24062A****Explanation:**

Error accessing system firmware flash.

**Response:**

The FRU callouts are calculated at the time of the failure. See the error log for the actual replacement strategy.

---

**BC24062B****Explanation:**

A problem occurred while reading Processor NOR flash partition table.

**Response:**

The FRU callouts are calculated at the time of the failure. See the error log for the actual replacement strategy.

---

**BC24062C****Explanation:**

A problem occurred while reading Processor NOR flash partition table.

**Response:**

The FRU callouts are calculated at the time of the failure. See the error log for the actual replacement strategy.

---

**BC24062D****Explanation:**

A problem occurred while reading Processor NOR flash partition table.

**Response:**

The FRU callouts are calculated at the time of the failure. See the error log for the actual replacement strategy.

---

**BC24062F****Explanation:**

Firmware level mismatch.

**Response:**

The FRU callouts are calculated at the time of the failure. See the error log for the actual replacement strategy.

---

**BC240630****Explanation:**

Secureboot key transition failure.

**Response:**

The FRU callouts are calculated at the time of the failure. See the error log for the actual replacement strategy.

---

**BC240631****Explanation:**

Firmware Error.

**Response:**

The FRU callouts are calculated at the time of the failure. See the error log for the actual replacement strategy.

---

**BC240632****Explanation:**

BMC not responding while accessing the flash.

**Response:**

The FRU callouts are calculated at the time of the failure. See the error log for the actual replacement strategy.

---

**BC240633****Explanation:**

BMC not responding while accessing the flash.

**Response:**

The FRU callouts are calculated at the time of the failure. See the error log for the actual replacement strategy.

---

**BC240634****Explanation:**

Security failure: unable to securely load requested firmware.

**Response:**

The FRU callouts are calculated at the time of the failure. See the error log for the actual replacement strategy.

---

**BC240635****Explanation:**

A problem occurred within the security subsystem.

**Response:**

The FRU callouts are calculated at the time of the failure. See the error log for the actual replacement strategy.

---

**BC240636****Explanation:**

A problem occurred within the security subsystem.

**Response:**

The FRU callouts are calculated at the time of the failure. See the error log for the actual replacement strategy.

---

---

**BC240637****Explanation:**

A problem occurred within the security subsystem.

**Response:**

The FRU callouts are calculated at the time of the failure. See the error log for the actual replacement strategy.

---

**BC240638****Explanation:**

Failure in security subsystem.

**Response:**

The FRU callouts are calculated at the time of the failure. See the error log for the actual replacement strategy.

---

**BC240639****Explanation:**

Platform Security Error.

**Response:**

The FRU callouts are calculated at the time of the failure. See the error log for the actual replacement strategy.

---

**BC24063A****Explanation:**

Failure in security subsystem.

**Response:**

The FRU callouts are calculated at the time of the failure. See the error log for the actual replacement strategy.

---

**BC24063B****Explanation:**

Failure in security subsystem.

**Response:**

The FRU callouts are calculated at the time of the failure. See the error log for the actual replacement strategy.

---

**BC24063C****Explanation:**

Failure in security subsystem.

**Response:**

The FRU callouts are calculated at the time of the failure. See the error log for the actual replacement strategy.

---

**BC24063D****Explanation:**

A problem occurred while reading Processor NOR flash partition table.

**Response:**

The FRU callouts are calculated at the time of the failure. See the error log for the actual replacement strategy.

---

**BC240702****Explanation:**

During processor/memory subsystem initialization, an error was encountered: Invalid operation type.

**Response:**

The FRU callouts are calculated at the time of the failure. See the error log for the actual replacement strategy.

---

**BC240703****Explanation:**

During processor/memory subsystem initialization, an error was encountered: Timed out waiting for data in FIFO to read.

**Response:**

The FRU callouts are calculated at the time of the failure. See the error log for the actual replacement strategy.

---

**BC240705****Explanation:**

During processor/memory subsystem initialization, an error was encountered: Timed out waiting for command complete.

**Response:**

The FRU callouts are calculated at the time of the failure. See the error log for the actual replacement strategy.

---

**BC240706****Explanation:**

A problem occurred during the IPL of the system: An error was found in the I2C status register.

**Response:**

The FRU callouts are calculated at the time of the failure. See the error log for the actual replacement strategy.

---

**BC240707****Explanation:**

During processor/memory subsystem initialization, an error was encountered: Master Sentinel chip was used as a target for an I2C operation. This is not permitted.

**Response:**

The FRU callouts are calculated at the time of the failure. See the error log for the actual replacement strategy.

---

**BC24070A****Explanation:**

I2C configuration data missing.

---

**Response:**

The FRU callouts are calculated at the time of the failure. See the error log for the actual replacement strategy.

---

**BC24070B****Explanation:**

A problem occurred during the IPL of the system: A NACK error was found in the I2C Status register.

**Response:**

The FRU callouts are calculated at the time of the failure. See the error log for the actual replacement strategy.

---

**BC24070C****Explanation:**

A problem occurred during the IPL of the system: A Bus Arbitration Lost error was found in the I2C status register.

**Response:**

The FRU callouts are calculated at the time of the failure. See the error log for the actual replacement strategy.

---

**BC24070D****Explanation:**

During processor/memory subsystem initialization, an error was encountered: I2C read/write interface not linked.

**Response:**

The FRU callouts are calculated at the time of the failure. See the error log for the actual replacement strategy.

---

**BC24070E****Explanation:**

During processor/memory subsystem initialization, an error was encountered: I2C access error.

**Response:**

The FRU callouts are calculated at the time of the failure. See the error log for the actual replacement strategy.

---

**BC24070F****Explanation:**

During processor/memory subsystem initialization, an error was encountered: I2C offset length is invalid.

**Response:**

The FRU callouts are calculated at the time of the failure. See the error log for the actual replacement strategy.

---

**BC240710****Explanation:**

During processor/memory subsystem initialization, an error was encountered: There was an error retrieving the EEPROM page mutex for this i2c master engine.

**Response:**

The FRU callouts are calculated at the time of the failure. See the error log for the actual replacement strategy.

---

**BC240711****Explanation:**

During processor/memory subsystem initialization, an error was encountered: There was a request for an invalid EEPROM page.

**Response:**

The FRU callouts are calculated at the time of the failure. See the error log for the actual replacement strategy.

---

**BC240712****Explanation:**

During processor/memory subsystem initialization, an error was encountered: I2C master encountered an error while trying to unlock the eepromPage.

**Response:**

The FRU callouts are calculated at the time of the failure. See the error log for the actual replacement strategy.

---

**BC240713****Explanation:**

A problem occurred during the IPL of the system.

**Response:**

The FRU callouts are calculated at the time of the failure. See the error log for the actual replacement strategy.

---

**BC240714****Explanation:**

Unexpected boot firmware error.

**Response:**

The FRU callouts are calculated at the time of the failure. See the error log for the actual replacement strategy.

---

**BC240715****Explanation:**

Unexpected boot firmware error.

**Response:**

The FRU callouts are calculated at the time of the failure. See the error log for the actual replacement strategy.

---

**BC240716****Explanation:**

Firmware error during boot.

**Response:**

The FRU callouts are calculated at the time of the failure. See the error log for the actual replacement strategy.

---

**BC240717****Explanation:**

Firmware error during boot.

**Response:**

The FRU callouts are calculated at the time of the failure. See the error log for the actual replacement strategy.

---

**BC240718****Explanation:**

Unexpected firmware error.

**Response:**

The FRU callouts are calculated at the time of the failure. See the error log for the actual replacement strategy.

---

**BC240719****Explanation:**

Unexpected firmware error.

**Response:**

The FRU callouts are calculated at the time of the failure. See the error log for the actual replacement strategy.

---

**BC24071A****Explanation:**

Unexpected firmware error.

**Response:**

The FRU callouts are calculated at the time of the failure. See the error log for the actual replacement strategy.

---

**BC24071B****Explanation:**

Unexpected firmware error.

**Response:**

The FRU callouts are calculated at the time of the failure. See the error log for the actual replacement strategy.

---

**BC24071C****Explanation:**

Unexpected firmware error.

**Response:**

The FRU callouts are calculated at the time of the failure. See the error log for the actual replacement strategy.

---

**BC24071D****Explanation:**

Unexpected firmware error.

**Response:**

The FRU callouts are calculated at the time of the failure. See the error log for the actual replacement strategy.

---

**BC240801****Explanation:**

During processor/memory subsystem initialization, an error was encountered: Could not load/unload module.

**Response:**

The FRU callouts are calculated at the time of the failure. See the error log for the actual replacement strategy.

---

**BC240803****Explanation:**

During processor/memory subsystem initialization, an error was encountered: Could not allocate virtual memory.

**Response:**

The FRU callouts are calculated at the time of the failure. See the error log for the actual replacement strategy.

---

**BC240804****Explanation:**

During processor/memory subsystem initialization, an error was encountered: Could not set permissions on virtual memory.

**Response:**

The FRU callouts are calculated at the time of the failure. See the error log for the actual replacement strategy.

---

**BC240805****Explanation:**

During processor/memory subsystem initialization, an error was encountered: Requested module does not exist.

**Response:**

The FRU callouts are calculated at the time of the failure. See the error log for the actual replacement strategy.

---

**BC240806****Explanation:**

During processor/memory subsystem initialization, an error was encountered: Module is not a data module.

**Response:**

The FRU callouts are calculated at the time of the failure. See the error log for the actual replacement strategy.

---

**BC240807**



**Explanation:**

A problem was detected during the IPL of they system:  
Task crashed.

**Response:**

The FRU callouts are calculated at the time of the failure. See the error log for the actual replacement strategy.

---

**BC240808****Explanation:**

Corrupted flash image or firmware error during system boot.

**Response:**

The FRU callouts are calculated at the time of the failure. See the error log for the actual replacement strategy.

---

**BC240901****Explanation:**

A problem was detected during the IPL of the system:  
A hardware initialization procedure requested an invalid attribute.

**Response:**

The FRU callouts are calculated at the time of the failure. See the error log for the actual replacement strategy.

---

**BC240902****Explanation:**

During processor/memory subsystem initialization, an error was encountered: Request for EC features on an attribute without EC features.

**Response:**

The FRU callouts are calculated at the time of the failure. See the error log for the actual replacement strategy.

---

**BC240907****Explanation:**

Internal firmware error.

**Response:**

The FRU callouts are calculated at the time of the failure. See the error log for the actual replacement strategy.

---

**BC240908****Explanation:**

Firmware Error.

**Response:**

The FRU callouts are calculated at the time of the failure. See the error log for the actual replacement strategy.

---

**BC240909****Explanation:**

Firmware Error.

**Response:**

The FRU callouts are calculated at the time of the failure. See the error log for the actual replacement strategy.

---

**BC24090A****Explanation:**

Firmware Error.

**Response:**

The FRU callouts are calculated at the time of the failure. See the error log for the actual replacement strategy.

---

**BC24090D****Explanation:**

Firmware error during IPL.

**Response:**

The FRU callouts are calculated at the time of the failure. See the error log for the actual replacement strategy.

---

**BC24090E****Explanation:**

Firmware error during IPL.

**Response:**

The FRU callouts are calculated at the time of the failure. See the error log for the actual replacement strategy.

---

**BC24090F****Explanation:**

Error initializing processor/memory subsystem during boot. See FRU list for repair actions.

**Response:**

The FRU callouts are calculated at the time of the failure. See the error log for the actual replacement strategy.

---

**BC240910****Explanation:**

Firmware error during IPL.

**Response:**

The FRU callouts are calculated at the time of the failure. See the error log for the actual replacement strategy.

---

**BC240911****Explanation:**

Firmware error during IPL.

**Response:**

The FRU callouts are calculated at the time of the failure. See the error log for the actual replacement strategy.

---

**BC240924****Explanation:**

Error unmapping memory section.

**Response:**

The FRU callouts are calculated at the time of the failure. See the error log for the actual replacement strategy.

---

**BC240925****Explanation:**

During processor/memory subsystem initialization, an error was encountered: The hwsv returned a message where the extra data was null. This should not happen so need to tell HostBoot to stop the ipl.

**Response:**

The FRU callouts are calculated at the time of the failure. See the error log for the actual replacement strategy.

---

**BC240926****Explanation:**

During processor/memory subsystem initialization, an error was encountered: The hwsv found an error while processing the message so it sent an error message back to indicate to HostBoot to stop the IPL. Userdata1 will have the error PLID from hwsv's errorlog.

**Response:**

The FRU callouts are calculated at the time of the failure. See the error log for the actual replacement strategy.

---

**BC240927****Explanation:**

During processor/memory subsystem initialization, an error was encountered: The hwsv returned a message where there was an error when the powr function was called. userdata1 contains the errorlog plid from hwsv generated by the powr function.

**Response:**

The FRU callouts are calculated at the time of the failure. See the error log for the actual replacement strategy.

---

**BC240928****Explanation:**

During processor/memory subsystem initialization, an error was encountered: HB got an incorrect type message. HB did not provide the correct message type in the istep. Userdata1 shows the message type passed in.

**Response:**

The FRU callouts are calculated at the time of the failure. See the error log for the actual replacement strategy.

---

**BC24092A****Explanation:**

During processor/memory subsystem initialization, an error was encountered: messages from other nodes have not returned in time.

**Response:**

The FRU callouts are calculated at the time of the failure. See the error log for the actual replacement strategy.

---

**BC24092B****Explanation:**

During processor/memory subsystem initialization, an error was encountered: host coalesce host timer thread failed.

**Response:**

The FRU callouts are calculated at the time of the failure. See the error log for the actual replacement strategy.

---

**BC240930****Explanation:**

Read/write requested while in DISABLE\_DRAM\_REPAIRS mode found extra bad bits set for DIMM.

**Response:**

The FRU callouts are calculated at the time of the failure. See the error log for the actual replacement strategy.

---

**BC240931****Explanation:**

A problem occurred during the IPL of the system.

**Response:**

The FRU callouts are calculated at the time of the failure. See the error log for the actual replacement strategy.

---

**BC240932****Explanation:**

A problem occurred during the IPL of the system.

**Response:**

The FRU callouts are calculated at the time of the failure. See the error log for the actual replacement strategy.

---

**BC24093E****Explanation:**

Error uncompressing payload image from boot flash.

**Response:**

The FRU callouts are calculated at the time of the failure. See the error log for the actual replacement strategy.

---

**BC240A01****Explanation:**

An internal function called the FSI device driver with an improper data length.

**Response:**

The FRU callouts are calculated at the time of the failure. See the error log for the actual replacement strategy.

---

**BC240A03****Explanation:**

A problem occurred during the IPL of the system.

**Response:**

The FRU callouts are calculated at the time of the failure. See the error log for the actual replacement strategy.

---

**BC240A04****Explanation:**

A problem occurred during the IPL of the system.

**Response:**

The FRU callouts are calculated at the time of the failure. See the error log for the actual replacement strategy.

---

**BC240A06****Explanation:**

A problem occurred during the IPL of the system.

**Response:**

The FRU callouts are calculated at the time of the failure. See the error log for the actual replacement strategy.

---

**BC240A08****Explanation:**

A problem occurred during the IPL of the system.

**Response:**

The FRU callouts are calculated at the time of the failure. See the error log for the actual replacement strategy.

---

**BC240A09****Explanation:**

A problem occurred during the IPL of the system.

**Response:**

The FRU callouts are calculated at the time of the failure. See the error log for the actual replacement strategy.

---

**BC240A0A****Explanation:**

A problem occurred during the IPL of the system.

**Response:**

The FRU callouts are calculated at the time of the failure. See the error log for the actual replacement strategy.

---

**BC240A0B****Explanation:**

A problem occurred during the IPL of the system.

**Response:**

The FRU callouts are calculated at the time of the failure. See the error log for the actual replacement strategy.

---

**BC240A0C****Explanation:**

A problem occurred during the IPL of the system.

**Response:**

The FRU callouts are calculated at the time of the failure. See the error log for the actual replacement strategy.

---

**BC240A0D****Explanation:**

A problem occurred during the IPL of the system.

**Response:**

The FRU callouts are calculated at the time of the failure. See the error log for the actual replacement strategy.

---

**BC240A0E****Explanation:**

A problem occurred during the IPL of the system.

**Response:**

The FRU callouts are calculated at the time of the failure. See the error log for the actual replacement strategy.

---

**BC240A0F****Explanation:**

FSI and MVPD do not agree.

**Response:**

The FRU callouts are calculated at the time of the failure. See the error log for the actual replacement strategy.

---

**BC240A10****Explanation:**

FSI and CVPD do not agree.

**Response:**

The FRU callouts are calculated at the time of the failure. See the error log for the actual replacement strategy.

---

**BC240A11**

**Explanation:**

A problem occurred during the IPL of the system.

**Response:**

The FRU callouts are calculated at the time of the failure. See the error log for the actual replacement strategy.

---

**BC240A12****Explanation:**

A problem occurred during the IPL of the system.

**Response:**

The FRU callouts are calculated at the time of the failure. See the error log for the actual replacement strategy.

---

**BC240B02****Explanation:**

A problem occurred during the IPL of the system. The eyecatch value observed in memory does not match the expected value and therefore the contents of the attribute sections are unable to be parsed.

**Response:**

The FRU callouts are calculated at the time of the failure. See the error log for the actual replacement strategy.

---

**BC240B03****Explanation:**

Kernel failed to block memory.

**Response:**

The FRU callouts are calculated at the time of the failure. See the error log for the actual replacement strategy.

---

**BC240B04****Explanation:**

Kernel failed to set permissions on virtual memory block.

**Response:**

The FRU callouts are calculated at the time of the failure. See the error log for the actual replacement strategy.

---

**BC240B05****Explanation:**

Attribute Resource Provider failed to handle request.

**Response:**

The FRU callouts are calculated at the time of the failure. See the error log for the actual replacement strategy.

---

**BC240B06****Explanation:**

FW error, unexpected Attribute section type.

**Response:**

The FRU callouts are calculated at the time of the failure. See the error log for the actual replacement strategy.

---

**BC240B07****Explanation:**

A problem occurred during the IPL of the system: Attributes were not fully synchronized between the host firmware and service processor.

**Response:**

The FRU callouts are calculated at the time of the failure. See the error log for the actual replacement strategy.

---

**BC240B08****Explanation:**

During processor/memory subsystem initialization, an error was encountered: The attribute synchronization code on the service processor side was unable to fulfill the sync to HostBoot request.

**Response:**

The FRU callouts are calculated at the time of the failure. See the error log for the actual replacement strategy.

---

**BC240B09****Explanation:**

During processor/memory subsystem initialization, an error was encountered: The attribute synchronization from the service processor failed.

**Response:**

The FRU callouts are calculated at the time of the failure. See the error log for the actual replacement strategy.

---

**BC240B0C****Explanation:**

During processor/memory subsystem initialization, an error was encountered: Targeting target's type not supported by runtime code.

**Response:**

The FRU callouts are calculated at the time of the failure. See the error log for the actual replacement strategy.

---

**BC240B0D****Explanation:**

Invalid configuration data in firmware Processor NOR flash.

**Response:**

The FRU callouts are calculated at the time of the failure. See the error log for the actual replacement strategy.

---

**BC240B0E**

**Explanation:**

Invalid configuration data in firmware Processor NOR flash.

**Response:**

The FRU callouts are calculated at the time of the failure. See the error log for the actual replacement strategy.

---

**BC240B0F****Explanation:**

During processor/memory subsystem initialization, an error was encountered: Failure applying given attribute override on given target.

**Response:**

The FRU callouts are calculated at the time of the failure. See the error log for the actual replacement strategy.

---

**BC240B10****Explanation:**

During processor/memory subsystem initialization, an error was encountered: Given target does not have given attribute to apply override.

**Response:**

The FRU callouts are calculated at the time of the failure. See the error log for the actual replacement strategy.

---

**BC240B11****Explanation:**

Invalid configuration data in firmware Processor NOR flash.

**Response:**

The FRU callouts are calculated at the time of the failure. See the error log for the actual replacement strategy.

---

**BC240B12****Explanation:**

Invalid configuration data in firmware Processor NOR flash.

**Response:**

The FRU callouts are calculated at the time of the failure. See the error log for the actual replacement strategy.

---

**BC240B13****Explanation:**

Kernel failed to block map memory.

**Response:**

The FRU callouts are calculated at the time of the failure. See the error log for the actual replacement strategy.

---

**BC240B15****Explanation:**

Kernel failed to unblock mapped memory.

**Response:**

The FRU callouts are calculated at the time of the failure. See the error log for the actual replacement strategy.

---

**BC240B16****Explanation:**

Unexpected internal firmware error.

**Response:**

The FRU callouts are calculated at the time of the failure. See the error log for the actual replacement strategy.

---

**BC240B17****Explanation:**

Unexpected internal firmware error.

**Response:**

The FRU callouts are calculated at the time of the failure. See the error log for the actual replacement strategy.

---

**BC240B19****Explanation:**

Unsupported override configuration data.

**Response:**

The FRU callouts are calculated at the time of the failure. See the error log for the actual replacement strategy.

---

**BC240B1A****Explanation:**

Unexpected boot firmware failure.

**Response:**

The FRU callouts are calculated at the time of the failure. See the error log for the actual replacement strategy.

---

**BC240B1B****Explanation:**

Tolerated boot firmware error occurred.

**Response:**

The FRU callouts are calculated at the time of the failure. See the error log for the actual replacement strategy.

---

**BC240B80****Explanation:**

During processor/memory subsystem initialization, an error was encountered: The caller passed an invalid node target to find the master proc handle.

**Response:**

The FRU callouts are calculated at the time of the failure. See the error log for the actual replacement strategy.

---

**BC240B81****Explanation:**

During processor/memory subsystem initialization, an error was encountered: The caller passed an invalid node target to find the master proc handle.

**Response:**

The FRU callouts are calculated at the time of the failure. See the error log for the actual replacement strategy.

---

**BC240B82****Explanation:**

Internal firmware error applying custom configuration settings.

**Response:**

The FRU callouts are calculated at the time of the failure. See the error log for the actual replacement strategy.

---

**BC240B83****Explanation:**

Firmware error doing code update.

**Response:**

The FRU callouts are calculated at the time of the failure. See the error log for the actual replacement strategy.

---

**BC240B84****Explanation:**

Firmware error doing code update.

**Response:**

The FRU callouts are calculated at the time of the failure. See the error log for the actual replacement strategy.

---

**BC240B85****Explanation:**

Firmware error doing code update.

**Response:**

The FRU callouts are calculated at the time of the failure. See the error log for the actual replacement strategy.

---

**BC240B86****Explanation:**

Firmware error doing code update.

**Response:**

The FRU callouts are calculated at the time of the failure. See the error log for the actual replacement strategy.

---

**BC240B87****Explanation:**

Firmware error doing code update.

**Response:**

The FRU callouts are calculated at the time of the failure. See the error log for the actual replacement strategy.

---

**BC240B88****Explanation:**

Firmware error doing code update.

**Response:**

The FRU callouts are calculated at the time of the failure. See the error log for the actual replacement strategy.

---

**BC240B89****Explanation:**

Attempted to perform an invalid attribute look up.

**Response:**

The FRU callouts are calculated at the time of the failure. See the error log for the actual replacement strategy.

---

**BC240B8A****Explanation:**

A problem occurred during the IPL of the system. Expected resource was not indicated to be present.

**Response:**

The FRU callouts are calculated at the time of the failure. See the error log for the actual replacement strategy.

---

**BC240B8B****Explanation:**

During processor/memory subsystem initialization, an error was encountered: Error: Failed to translate common association address to platform address.

**Response:**

The FRU callouts are calculated at the time of the failure. See the error log for the actual replacement strategy.

---

**BC240B8C****Explanation:**

During processor/memory subsystem initialization, an error was encountered: Error: No free association entry to set.

**Response:**

The FRU callouts are calculated at the time of the failure. See the error log for the actual replacement strategy.

---

**BC240C01**

**Explanation:**

During processor/memory subsystem initialization, an error was encountered: Attempt to deconfigure a target that is not deconfigurable or not present.

**Response:**

The FRU callouts are calculated at the time of the failure. See the error log for the actual replacement strategy.

---

**BC240C03****Explanation:**

During processor/memory subsystem initialization, an error was encountered: Invalid target encountered in processing of HW callout.

**Response:**

The FRU callouts are calculated at the time of the failure. See the error log for the actual replacement strategy.

---

**BC240C04****Explanation:**

During processor/memory subsystem initialization, an error was encountered: Insufficient hardware to continue.

**Response:**

The FRU callouts are calculated at the time of the failure. See the error log for the actual replacement strategy.

---

**BC240C05****Explanation:**

A problem occurred during the IPL of the system: No functional processor cores were found on the master processor.

**Response:**

The FRU callouts are calculated at the time of the failure. See the error log for the actual replacement strategy.

---

**BC240C06****Explanation:**

A problem occurred during the IPL of the system: Found no functional dimm cards.

**Response:**

The FRU callouts are calculated at the time of the failure. See the error log for the actual replacement strategy.

---

**BC240C07****Explanation:**

A problem occurred during the IPL of the system: No functional master processor was found on this node.

**Response:**

The FRU callouts are calculated at the time of the failure. See the error log for the actual replacement strategy.

---

**BC240C08****Explanation:**

A problem occurred during the IPL of the system: No functional nodes were found on the system.

**Response:**

The FRU callouts are calculated at the time of the failure. See the error log for the actual replacement strategy.

---

**BC240C09****Explanation:**

A problem occurred during the IPL of the system: Found no functional dimm cards.

**Response:**

The FRU callouts are calculated at the time of the failure. See the error log for the actual replacement strategy.

---

**BC240C0A****Explanation:**

A previously discovered hardware issue is being ignored to allow the system to boot.

**Response:**

The FRU callouts are calculated at the time of the failure. See the error log for the actual replacement strategy.

---

**BC240C0B****Explanation:**

A problem occurred during the IPL of the system: A critical resource was found to be deconfigured.

**Response:**

The FRU callouts are calculated at the time of the failure. See the error log for the actual replacement strategy.

---

**BC240C0C****Explanation:**

A problem occurred during the IPL of the system: Found no functional dimm cards.

**Response:**

The FRU callouts are calculated at the time of the failure. See the error log for the actual replacement strategy.

---

**BC240C0E****Explanation:**

Insufficient hardware to continue IPL.

**Response:**

The FRU callouts are calculated at the time of the failure. See the error log for the actual replacement strategy.

---

**BC240C0F****Explanation:**

Incompatible Processor Chip Levels.

**Response:**

The FRU callouts are calculated at the time of the failure. See the error log for the actual replacement strategy.

---

**BC240C10****Explanation:**

Incompatible Processor Chip Levels.

**Response:**

The FRU callouts are calculated at the time of the failure. See the error log for the actual replacement strategy.

---

**BC240C11****Explanation:**

Host firmware encountered an internal error.

**Response:**

The FRU callouts are calculated at the time of the failure. See the error log for the actual replacement strategy.

---

**BC240C12****Explanation:**

Host firmware encountered an internal error.

**Response:**

The FRU callouts are calculated at the time of the failure. See the error log for the actual replacement strategy.

---

**BC240C13****Explanation:**

Host Firmware encountered an internal error.

**Response:**

The FRU callouts are calculated at the time of the failure. See the error log for the actual replacement strategy.

---

**BC240C14****Explanation:**

A problem occurred during the IPL of the system: Found too many obus links.

**Response:**

The FRU callouts are calculated at the time of the failure. See the error log for the actual replacement strategy.

---

**BC240C15****Explanation:**

A problem occurred during the IPL of the system: No memory found.

**Response:**

The FRU callouts are calculated at the time of the failure. See the error log for the actual replacement strategy.

---

**BC240C16****Explanation:**

A problem occurred during IPL of the system: Internal Firmware Error.

**Response:**

The FRU callouts are calculated at the time of the failure. See the error log for the actual replacement strategy.

---

**BC240C19****Explanation:**

A problem occurred during IPL of the system: Internal Firmware Error.

**Response:**

The FRU callouts are calculated at the time of the failure. See the error log for the actual replacement strategy.

---

**BC240C1A****Explanation:**

An issue occurred during IPL of the system: Internal Firmware Error.

**Response:**

The FRU callouts are calculated at the time of the failure. See the error log for the actual replacement strategy.

---

**BC240C1B****Explanation:**

Incompatible Processor Chip Levels.

**Response:**

The FRU callouts are calculated at the time of the failure. See the error log for the actual replacement strategy.

---

**BC240C1C****Explanation:**

Incompatible Processor Chip Levels.

**Response:**

The FRU callouts are calculated at the time of the failure. See the error log for the actual replacement strategy.

---

**BC240C1D****Explanation:**

Incompatible Processor Chip Levels.

**Response:**



The FRU callouts are calculated at the time of the failure. See the error log for the actual replacement strategy.

---

**BC240C81****Explanation:**

A problem occurred during the IPL of the system. Attempt to create a deconfiguration record for a target that is not deconfigurable or not present.

**Response:**

The FRU callouts are calculated at the time of the failure. See the error log for the actual replacement strategy.

---

**BC240C82****Explanation:**

A problem occurred during the IPL of the system. Attempt to create a deconfiguration record for a target, but the deconfiguration repository is full.

**Response:**

The FRU callouts are calculated at the time of the failure. See the error log for the actual replacement strategy.

---

**BC240C83****Explanation:**

Invalid chipid from hardware (all FFs).

**Response:**

The FRU callouts are calculated at the time of the failure. See the error log for the actual replacement strategy.

---

**BC240C84****Explanation:**

Invalid Lx keyword.

**Response:**

The FRU callouts are calculated at the time of the failure. See the error log for the actual replacement strategy.

---

**BC240C85****Explanation:**

Bad MCA target.

**Response:**

The FRU callouts are calculated at the time of the failure. See the error log for the actual replacement strategy.

---

**BC240C86****Explanation:**

During processor/memory subsystem initialization, an error was encountered: Post de-configuration of target failed.

**Response:**

The FRU callouts are calculated at the time of the failure. See the error log for the actual replacement strategy.

---

**BC240C87****Explanation:**

During processor/memory subsystem initialization, an error was encountered: Post de-configuration of target failed.

**Response:**

The FRU callouts are calculated at the time of the failure. See the error log for the actual replacement strategy.

---

**BC240C88****Explanation:**

Insufficient DIMM resources.

**Response:**

The FRU callouts are calculated at the time of the failure. See the error log for the actual replacement strategy.

---

**BC240D01****Explanation:**

A problem occurred during the IPL of the system: Error returned from SCOM engine after write.

**Response:**

The FRU callouts are calculated at the time of the failure. See the error log for the actual replacement strategy.

---

**BC240D02****Explanation:**

A problem occurred during the IPL of the system: Error returned from SCOM engine after read.

**Response:**

The FRU callouts are calculated at the time of the failure. See the error log for the actual replacement strategy.

---

**BC240D03****Explanation:**

A problem occurred during the IPL of the system: Invalid data length for a SCOM operation.

**Response:**

The FRU callouts are calculated at the time of the failure. See the error log for the actual replacement strategy.

---

**BC240D04****Explanation:**

A problem occurred during the IPL of the system: Invalid address on a SCOM operation.

**Response:**

The FRU callouts are calculated at the time of the failure. See the error log for the actual replacement strategy.

---

**BC240D05****Explanation:**

A problem occurred during the IPL of the system: Unsupported SCOM operation type.

**Response:**

The FRU callouts are calculated at the time of the failure. See the error log for the actual replacement strategy.

---

**BC240D06****Explanation:**

During processor/memory subsystem initialization, an error was encountered: Hypervisor firmware request interface not linked.

**Response:**

The FRU callouts are calculated at the time of the failure. See the error log for the actual replacement strategy.

---

**BC240D07****Explanation:**

During processor/memory subsystem initialization, an error was encountered: Unable to allocate firmware request messages.

**Response:**

The FRU callouts are calculated at the time of the failure. See the error log for the actual replacement strategy.

---

**BC240E01****Explanation:**

During processor/memory subsystem initialization, an error was encountered: Invalid operation type.

**Response:**

The FRU callouts are calculated at the time of the failure. See the error log for the actual replacement strategy.

---

**BC240E02****Explanation:**

A problem was detected during the IPL of the system: Device type not supported.

**Response:**

The FRU callouts are calculated at the time of the failure. See the error log for the actual replacement strategy.

---

**BC240E03****Explanation:**

During processor/memory subsystem initialization, an error was encountered: EEPROM attribute was not found.

**Response:**

The FRU callouts are calculated at the time of the failure. See the error log for the actual replacement strategy.

---

**BC240E04****Explanation:**

During processor/memory subsystem initialization, an error was encountered: Invalid EEPROM chip to access.

**Response:**

The FRU callouts are calculated at the time of the failure. See the error log for the actual replacement strategy.

---

**BC240E05****Explanation:**

During processor/memory subsystem initialization, an error was encountered: I2C master entity path doesn't exist.

**Response:**

The FRU callouts are calculated at the time of the failure. See the error log for the actual replacement strategy.

---

**BC240E06****Explanation:**

During processor/memory subsystem initialization, an error was encountered: I2C master path target is null.

**Response:**

The FRU callouts are calculated at the time of the failure. See the error log for the actual replacement strategy.

---

**BC240E07****Explanation:**

During processor/memory subsystem initialization, an error was encountered: Invalid address offset size.

**Response:**

The FRU callouts are calculated at the time of the failure. See the error log for the actual replacement strategy.

---

**BC240E08****Explanation:**

A problem occurred during the IPL of the system: I2C buffer offset is too large.

**Response:**

The FRU callouts are calculated at the time of the failure. See the error log for the actual replacement strategy.

---

**BC240E09****Explanation:**

During processor/memory subsystem initialization, an error was encountered: I2C write page size is zero.

**Response:**

The FRU callouts are calculated at the time of the failure. See the error log for the actual replacement strategy.

---

**BC240E0A****Explanation:**

During processor/memory subsystem initialization, an error was encountered: cacheEeprom mm\_remove\_pages FLUSH failed.

**Response:**

The FRU callouts are calculated at the time of the failure. See the error log for the actual replacement strategy.

---

**BC240E0B****Explanation:**

During processor/memory subsystem initialization, an error was encountered: cacheEeprom mm\_remove\_pages FLUSH failed.

**Response:**

The FRU callouts are calculated at the time of the failure. See the error log for the actual replacement strategy.

---

**BC240E0C****Explanation:**

During processor/memory subsystem initialization, an error was encountered: buildEepromRecordHeader invalid mux target.

**Response:**

The FRU callouts are calculated at the time of the failure. See the error log for the actual replacement strategy.

---

**BC240E0D****Explanation:**

Soft error in Firmware.

**Response:**

The FRU callouts are calculated at the time of the failure. See the error log for the actual replacement strategy.

---

**BC240E0E****Explanation:**

Firmware detected new part and is restarting.

**Response:**

The FRU callouts are calculated at the time of the failure. See the error log for the actual replacement strategy.

---

---

**BC240F01****Explanation:**

During processor/memory subsystem initialization, an error was encountered: Interrupt type already registered.

**Response:**

The FRU callouts are calculated at the time of the failure. See the error log for the actual replacement strategy.

---

**BC240F02****Explanation:**

During processor/memory subsystem initialization, an error was encountered: Interrupt resource provider not initialized yet.

**Response:**

The FRU callouts are calculated at the time of the failure. See the error log for the actual replacement strategy.

---

**BC240F03****Explanation:**

During processor/memory subsystem initialization, an error was encountered: Interrupt resource provider not initialized yet.

**Response:**

The FRU callouts are calculated at the time of the failure. See the error log for the actual replacement strategy.

---

**BC240F04****Explanation:**

During processor/memory subsystem initialization, an error was encountered: The virtual address is not a valid IO address.

**Response:**

The FRU callouts are calculated at the time of the failure. See the error log for the actual replacement strategy.

---

**BC240F07****Explanation:**

During processor/memory subsystem initialization, an error was encountered: Error mapping in memory.

**Response:**

The FRU callouts are calculated at the time of the failure. See the error log for the actual replacement strategy.

---

**BC240F08****Explanation:**

During processor/memory subsystem initialization, an error was encountered: Unexpected RC from issuing PSIH B EOI store.

---

**Response:**

The FRU callouts are calculated at the time of the failure. See the error log for the actual replacement strategy.

---

**BC240F09****Explanation:**

During processor/memory subsystem initialization, an error was encountered: Error unmasking interrupt source.

**Response:**

The FRU callouts are calculated at the time of the failure. See the error log for the actual replacement strategy.

---

**BC240F0C****Explanation:**

During processor/memory subsystem initialization, an error was encountered: Error encountered sending coalesce message to INTRP.

**Response:**

The FRU callouts are calculated at the time of the failure. See the error log for the actual replacement strategy.

---

**BC240F0D****Explanation:**

During processor/memory subsystem initialization, an error was encountered: Error encountered routing IPC message.

**Response:**

The FRU callouts are calculated at the time of the failure. See the error log for the actual replacement strategy.

---

**BC240F0E****Explanation:**

Error handling processor interrupts.

**Response:**

The FRU callouts are calculated at the time of the failure. See the error log for the actual replacement strategy.

---

**BC241001****Explanation:**

Service Processor Firmware couldn't detect any functional master processor required to boot the host.

**Response:**

The FRU callouts are calculated at the time of the failure. See the error log for the actual replacement strategy.

---

**BC241002****Explanation:**

During processor/memory subsystem initialization, an error was encountered: MDMT could not find a functional node.

**Response:**

The FRU callouts are calculated at the time of the failure. See the error log for the actual replacement strategy.

---

**BC241003****Explanation:**

Host failed to boot because there was a problem configuring Time Of Day on the Host processors.

**Response:**

The FRU callouts are calculated at the time of the failure. See the error log for the actual replacement strategy.

---

**BC241005****Explanation:**

Service Processor Firmware encountered an internal error.

**Response:**

The FRU callouts are calculated at the time of the failure. See the error log for the actual replacement strategy.

---

**BC241006****Explanation:**

During processor/memory subsystem initialization, an error was encountered: Error: Unsupported bus port was detected for the specified bus type. Possible Causes: Invalid bus configuration in targeting, or getBusPort method has not been updated to support all the possible port for a bus on a given system type. Resolution: Development team should be contacted.

**Response:**

The FRU callouts are calculated at the time of the failure. See the error log for the actual replacement strategy.

---

**BC241007****Explanation:**

Host failed to boot because there was a problem configuring Time Of Day on the Host processors.

**Response:**

The FRU callouts are calculated at the time of the failure. See the error log for the actual replacement strategy.

---

**BC241008****Explanation:**

Host failed to boot because there was a problem configuring Time Of Day on the Host processors.

**Response:**

The FRU callouts are calculated at the time of the failure. See the error log for the actual replacement strategy.

---

**BC241009****Explanation:**

Service Processor Firmware encountered an internal error.

**Response:**

The FRU callouts are calculated at the time of the failure. See the error log for the actual replacement strategy.

---

**BC24100C****Explanation:**

Service Processor Firmware encountered an internal error.

**Response:**

The FRU callouts are calculated at the time of the failure. See the error log for the actual replacement strategy.

---

**BC24100D****Explanation:**

Host failed to boot because there was a problem configuring Time Of Day on the Host processors.

**Response:**

The FRU callouts are calculated at the time of the failure. See the error log for the actual replacement strategy.

---

**BC241011****Explanation:**

Service Processor Firmware encountered an internal error.

**Response:**

The FRU callouts are calculated at the time of the failure. See the error log for the actual replacement strategy.

---

**BC241012****Explanation:**

Host Processor Firmware couldn't detect any functional master processor required to boot the host.

**Response:**

The FRU callouts are calculated at the time of the failure. See the error log for the actual replacement strategy.

---

**BC241013****Explanation:**

Host failed to boot because there was a problem configuring Time Of Day on the Host processors.

**Response:**

The FRU callouts are calculated at the time of the failure. See the error log for the actual replacement strategy.

---

**BC241014****Explanation:**

Service Processor Firmware encountered an internal error.

**Response:**

The FRU callouts are calculated at the time of the failure. See the error log for the actual replacement strategy.

---

**BC241015****Explanation:**

There was a problem in configuring Time Of Day on the Host processor.

**Response:**

The FRU callouts are calculated at the time of the failure. See the error log for the actual replacement strategy.

---

**BC241017****Explanation:**

Service Processor Firmware encountered an internal error.

**Response:**

The FRU callouts are calculated at the time of the failure. See the error log for the actual replacement strategy.

---

**BC241019****Explanation:**

Service Processor Firmware encountered an internal error.

**Response:**

The FRU callouts are calculated at the time of the failure. See the error log for the actual replacement strategy.

---

**BC24101A****Explanation:**

An internal error occurred. This will force the Time of Day function to run with complete redundancy.

**Response:**

The FRU callouts are calculated at the time of the failure. See the error log for the actual replacement strategy.

---

**BC241101****Explanation:**

A problem occurred during the IPL of the system.

**Response:**

The FRU callouts are calculated at the time of the failure. See the error log for the actual replacement strategy.

---

**BC241102****Explanation:**

During processor/memory subsystem initialization, an error was encountered: Message from service processor. Message type is not within a valid range. Message dropped.

**Response:**

The FRU callouts are calculated at the time of the failure. See the error log for the actual replacement strategy.

---

**BC241104****Explanation:**

A problem occurred during the IPL of the system.

**Response:**

The FRU callouts are calculated at the time of the failure. See the error log for the actual replacement strategy.

---

**BC241105****Explanation:**

During processor/memory subsystem initialization, an error was encountered: Message from service processor. An invalid message queue ID or message type was sent to the service processor.

**Response:**

The FRU callouts are calculated at the time of the failure. See the error log for the actual replacement strategy.

---

**BC241107****Explanation:**

During processor/memory subsystem initialization, an error was encountered: Message queue already registered with mailbox using a different queue.

**Response:**

The FRU callouts are calculated at the time of the failure. See the error log for the actual replacement strategy.

---

**BC241109****Explanation:**

During processor/memory subsystem initialization, an error was encountered: Retry failed. Bad status indicated in PIB status reg.

**Response:**

The FRU callouts are calculated at the time of the failure. See the error log for the actual replacement strategy.

---

**BC24110A****Explanation:**

During processor/memory subsystem initialization, an error was encountered: Mailbox Data Write attempted before ACK.

**Response:**

The FRU callouts are calculated at the time of the failure. See the error log for the actual replacement strategy.

---

**BC24110B****Explanation:**

During processor/memory subsystem initialization, an error was encountered: Mailbox Hardware detected parity error.

**Response:**

The FRU callouts are calculated at the time of the failure. See the error log for the actual replacement strategy.

---

**BC24110C****Explanation:**

During processor/memory subsystem initialization, an error was encountered: Invalid message type sent to mailbox msgQ.

**Response:**

The FRU callouts are calculated at the time of the failure. See the error log for the actual replacement strategy.

---

**BC24110D****Explanation:**

During processor/memory subsystem initialization, an error was encountered: Host boot mailbox service is not available at this time.

**Response:**

The FRU callouts are calculated at the time of the failure. See the error log for the actual replacement strategy.

---

**BC24110E****Explanation:**

During processor/memory subsystem initialization, an error was encountered: Failed to allocate a DMA buffer. Message dropped.

**Response:**

The FRU callouts are calculated at the time of the failure. See the error log for the actual replacement strategy.

---

**BC24110F****Explanation:**

During processor/memory subsystem initialization, an error was encountered: Could not register mailbox message queue.

**Response:**

The FRU callouts are calculated at the time of the failure. See the error log for the actual replacement strategy.

---

**BC241110****Explanation:**

During processor/memory subsystem initialization, an error was encountered: Mailbox is disabled, message dropped.

**Response:**

The FRU callouts are calculated at the time of the failure. See the error log for the actual replacement strategy.

---

**BC241111****Explanation:**

During processor/memory subsystem initialization, an error was encountered: An invalid node was specified.

**Response:**

The FRU callouts are calculated at the time of the failure. See the error log for the actual replacement strategy.

---

**BC241112****Explanation:**

During processor/memory subsystem initialization, an error was encountered: Invalid msg or msg queue.

**Response:**

The FRU callouts are calculated at the time of the failure. See the error log for the actual replacement strategy.

---

**BC241113****Explanation:**

During processor/memory subsystem initialization, an error was encountered: IPC Message data corrupted.

**Response:**

The FRU callouts are calculated at the time of the failure. See the error log for the actual replacement strategy.

---

**BC241202****Explanation:**

During processor/memory subsystem initialization, an error was encountered: Invalid address and size returned from HDAT.

**Response:**

The FRU callouts are calculated at the time of the failure. See the error log for the actual replacement strategy.

---

**BC241204****Explanation:**

During processor/memory subsystem initialization, an error was encountered: Cannot unmap the source table section.

**Response:**

The FRU callouts are calculated at the time of the failure. See the error log for the actual replacement strategy.

---

**BC241205****Explanation:**

During processor/memory subsystem initialization, an error was encountered: Cannot unmap the source table section.

**Response:**

The FRU callouts are calculated at the time of the failure. See the error log for the actual replacement strategy.

---

**BC241207****Explanation:**

During processor/memory subsystem initialization, an error was encountered: MDRT table is not big enough to hold all entries.

**Response:**

The FRU callouts are calculated at the time of the failure. See the error log for the actual replacement strategy.

---

**BC241209****Explanation:**

During processor/memory subsystem initialization, an error was encountered: MDDT table is not big enough to hold all src entries.

**Response:**

The FRU callouts are calculated at the time of the failure. See the error log for the actual replacement strategy.

---

**BC24120A****Explanation:**

During processor/memory subsystem initialization, an error was encountered: MDDT table is not big enough to hold all src entries.

**Response:**

The FRU callouts are calculated at the time of the failure. See the error log for the actual replacement strategy.

---

**BC24120B****Explanation:**

During processor/memory subsystem initialization, an error was encountered: MDST table entry with page aligned is greater than 32GB.

**Response:**

The FRU callouts are calculated at the time of the failure. See the error log for the actual replacement strategy.

---

**BC24120C****Explanation:**

During processor/memory subsystem initialization, an error was encountered: MDDT table entry with page aligned is greater than 32GB.

**Response:**

The FRU callouts are calculated at the time of the failure. See the error log for the actual replacement strategy.

---

**BC241301****Explanation:**

During processor/memory subsystem initialization, an error was encountered: Unexpected data from LPC-UART interface.

**Response:**

The FRU callouts are calculated at the time of the failure. See the error log for the actual replacement strategy.

---

**BC241302****Explanation:**

During processor/memory subsystem initialization, an error was encountered: Timeout from LPC-UART interface.

**Response:**

The FRU callouts are calculated at the time of the failure. See the error log for the actual replacement strategy.

---

**BC241401****Explanation:**

During processor/memory subsystem initialization, an error was encountered: A maint command HW timed out.

**Response:**

The FRU callouts are calculated at the time of the failure. See the error log for the actual replacement strategy.

---

**BC241402****Explanation:**

During processor/memory subsystem initialization, an error was encountered: A maint command SW timed out.

**Response:**

The FRU callouts are calculated at the time of the failure. See the error log for the actual replacement strategy.

---

**BC241403****Explanation:**

Task handling mainstore init crashed.

**Response:**

The FRU callouts are calculated at the time of the failure. See the error log for the actual replacement strategy.

---

**BC241602****Explanation:**

A problem occurred during the IPL of the system.

**Response:**

The FRU callouts are calculated at the time of the failure. See the error log for the actual replacement strategy.

---

**BC241603****Explanation:**

During processor/memory subsystem initialization, an error was encountered: End of file reached.

**Response:**

The FRU callouts are calculated at the time of the failure. See the error log for the actual replacement strategy.

---

**BC241604****Explanation:**

During processor/memory subsystem initialization, an error was encountered: The LID transfer code on the service processor side was unable to fulfill the LID GET\_INFO request.

**Response:**

The FRU callouts are calculated at the time of the failure. See the error log for the actual replacement strategy.

---

**BC241605****Explanation:**

During processor/memory subsystem initialization, an error was encountered: DMA message contains data for wrong LID.

**Response:**

The FRU callouts are calculated at the time of the failure. See the error log for the actual replacement strategy.

---

**BC241606****Explanation:**

During processor/memory subsystem initialization, an error was encountered: Insufficient space provided for LID by calling function.

**Response:**

The FRU callouts are calculated at the time of the failure. See the error log for the actual replacement strategy.



---

**BC241607****Explanation:**

During processor/memory subsystem initialization, an error was encountered: Invalid Message type received from service processor when transferring LID pages.

**Response:**

The FRU callouts are calculated at the time of the failure. See the error log for the actual replacement strategy.

---

**BC241608****Explanation:**

During processor/memory subsystem initialization, an error was encountered: Insufficient space provided for LID by calling function.

**Response:**

The FRU callouts are calculated at the time of the failure. See the error log for the actual replacement strategy.

---

**BC241609****Explanation:**

During processor/memory subsystem initialization, an error was encountered: Unable to unload LID via host interface.

**Response:**

The FRU callouts are calculated at the time of the failure. See the error log for the actual replacement strategy.

---

**BC24160A****Explanation:**

During processor/memory subsystem initialization, an error was encountered: Unable to find Lid.

**Response:**

The FRU callouts are calculated at the time of the failure. See the error log for the actual replacement strategy.

---

**BC24160B****Explanation:**

Firmware error during boot.

**Response:**

The FRU callouts are calculated at the time of the failure. See the error log for the actual replacement strategy.

---

**BC24160C****Explanation:**

A problem occurred during the IPL of the system.

**Response:**

The FRU callouts are calculated at the time of the failure. See the error log for the actual replacement strategy.

---

**BC24160D****Explanation:**

A problem occurred during the IPL of the system.

**Response:**

The FRU callouts are calculated at the time of the failure. See the error log for the actual replacement strategy.

---

**BC24160E****Explanation:**

A problem occurred during the IPL of the system.

**Response:**

The FRU callouts are calculated at the time of the failure. See the error log for the actual replacement strategy.

---

**BC24160F****Explanation:**

A problem occurred during the IPL of the system.

**Response:**

The FRU callouts are calculated at the time of the failure. See the error log for the actual replacement strategy.

---

**BC241610****Explanation:**

A problem occurred during the IPL of the system.

**Response:**

The FRU callouts are calculated at the time of the failure. See the error log for the actual replacement strategy.

---

**BC241611****Explanation:**

A problem occurred during the IPL of the system.

**Response:**

The FRU callouts are calculated at the time of the failure. See the error log for the actual replacement strategy.

---

**BC241612****Explanation:**

A problem occurred during the IPL of the system.

**Response:**

The FRU callouts are calculated at the time of the failure. See the error log for the actual replacement strategy.

---

**BC241613****Explanation:**

A problem occurred during the IPL of the system.

**Response:**

The FRU callouts are calculated at the time of the failure. See the error log for the actual replacement strategy.

---

**BC241615****Explanation:**

A problem occurred during the IPL of the system.

**Response:**

The FRU callouts are calculated at the time of the failure. See the error log for the actual replacement strategy.

---

**BC241616****Explanation:**

Firmware Error.

**Response:**

The FRU callouts are calculated at the time of the failure. See the error log for the actual replacement strategy.

---

**BC241617****Explanation:**

Firmware Error.

**Response:**

The FRU callouts are calculated at the time of the failure. See the error log for the actual replacement strategy.

---

**BC241618****Explanation:**

Firmware Error.

**Response:**

The FRU callouts are calculated at the time of the failure. See the error log for the actual replacement strategy.

---

**BC24161A****Explanation:**

Firmware Error.

**Response:**

The FRU callouts are calculated at the time of the failure. See the error log for the actual replacement strategy.

---

**BC24161B****Explanation:**

Firmware Error.

**Response:**

The FRU callouts are calculated at the time of the failure. See the error log for the actual replacement strategy.

---

**BC24161C****Explanation:**

Firmware encountered an internal error.

**Response:**

The FRU callouts are calculated at the time of the failure. See the error log for the actual replacement strategy.

---

**BC24161D****Explanation:**

Firmware load error.

**Response:**

The FRU callouts are calculated at the time of the failure. See the error log for the actual replacement strategy.

---

**BC241700****Explanation:**

During processor/memory subsystem initialization, an error was encountered: Request given to load payload into mirrored memory, but no mirrored memory exists at that location.

**Response:**

The FRU callouts are calculated at the time of the failure. See the error log for the actual replacement strategy.

---

**BC241701****Explanation:**

During processor/memory subsystem initialization, an error was encountered: Failure extending memory to after exiting cache contained mode.

**Response:**

The FRU callouts are calculated at the time of the failure. See the error log for the actual replacement strategy.

---

**BC241703****Explanation:**

During processor/memory subsystem initialization, an error was encountered: IStep failed, see other log(s) with the same PLID for reason.

**Response:**

The FRU callouts are calculated at the time of the failure. See the error log for the actual replacement strategy.

---

**BC241704****Explanation:**

A problem occurred during the IPL of the system.

**Response:**

The FRU callouts are calculated at the time of the failure. See the error log for the actual replacement strategy.

---

**BC241705****Explanation:**

A problem occurred during the IPL of the system.

**Response:**

The FRU callouts are calculated at the time of the failure. See the error log for the actual replacement strategy.

---

**BC241706****Explanation:**

During processor/memory subsystem initialization, an error was encountered: cpu\_master\_winkle returned an error.

**Response:**

The FRU callouts are calculated at the time of the failure. See the error log for the actual replacement strategy.

---

**BC241707****Explanation:**

A problem occurred during the IPL of the system.

**Response:**

The FRU callouts are calculated at the time of the failure. See the error log for the actual replacement strategy.

---

**BC24170A****Explanation:**

A problem occurred during the IPL of the system.

**Response:**

The FRU callouts are calculated at the time of the failure. See the error log for the actual replacement strategy.

---

**BC24170C****Explanation:**

Platform generated error. See User Data.

**Response:**

The FRU callouts are calculated at the time of the failure. See the error log for the actual replacement strategy.

---

**BC24170D****Explanation:**

A problem isolated to firmware or firmware customization occurred during the IPL of the system.

**Response:**

The FRU callouts are calculated at the time of the failure. See the error log for the actual replacement strategy.

---

**BC24170E****Explanation:**

A problem isolated to firmware or firmware customization occurred during the IPL of the system.

**Response:**

The FRU callouts are calculated at the time of the failure. See the error log for the actual replacement strategy.

---

**BC241711****Explanation:**

Platform generated error. See User Data.

**Response:**

The FRU callouts are calculated at the time of the failure. See the error log for the actual replacement strategy.

---

**BC241712****Explanation:**

Platform generated error.

**Response:**

The FRU callouts are calculated at the time of the failure. See the error log for the actual replacement strategy.

---

**BC241713****Explanation:**

Platform generated error. See User Data.

**Response:**

The FRU callouts are calculated at the time of the failure. See the error log for the actual replacement strategy.

---

**BC241714****Explanation:**

A problem occurred during the IPL of the system.

**Response:**

The FRU callouts are calculated at the time of the failure. See the error log for the actual replacement strategy.

---

**BC241715****Explanation:**

A problem occurred during the IPL of the system.

**Response:**

The FRU callouts are calculated at the time of the failure. See the error log for the actual replacement strategy.

---

**BC241716****Explanation:**

A problem occurred during the IPL of the system.

**Response:**

The FRU callouts are calculated at the time of the failure. See the error log for the actual replacement strategy.

---

**BC24171A****Explanation:**

A problem occurred during the IPL of the system.

**Response:**

The FRU callouts are calculated at the time of the failure. See the error log for the actual replacement strategy.

---

**BC24171B****Explanation:**

A problem occurred during the IPL of the system.

**Response:**

The FRU callouts are calculated at the time of the failure. See the error log for the actual replacement strategy.

---

**BC24171C****Explanation:**

A problem occurred during the IPL of the system.

**Response:**

The FRU callouts are calculated at the time of the failure. See the error log for the actual replacement strategy.

---

**BC24171D****Explanation:**

Platform security problem detected.

**Response:**

The FRU callouts are calculated at the time of the failure. See the error log for the actual replacement strategy.

---

**BC24171E****Explanation:**

During processor/memory subsystem initialization, an error was encountered: There is no functional memory.

**Response:**

The FRU callouts are calculated at the time of the failure. See the error log for the actual replacement strategy.

---

**BC24171F****Explanation:**

A problem occurred during the IPL of the system.

**Response:**

The FRU callouts are calculated at the time of the failure. See the error log for the actual replacement strategy.

---

**BC241720****Explanation:**

A problem occurred during the IPL of the system.

**Response:**

The FRU callouts are calculated at the time of the failure. See the error log for the actual replacement strategy.

---

**BC241721****Explanation:**

Platform security problem detected.

**Response:**

The FRU callouts are calculated at the time of the failure. See the error log for the actual replacement strategy.

---

**BC241722****Explanation:**

Platform security problem detected.

**Response:**

The FRU callouts are calculated at the time of the failure. See the error log for the actual replacement strategy.

---

**BC241723****Explanation:**

Platform security problem detected.

**Response:**

The FRU callouts are calculated at the time of the failure. See the error log for the actual replacement strategy.

---

**BC241724****Explanation:**

Platform security problem detected.

**Response:**

The FRU callouts are calculated at the time of the failure. See the error log for the actual replacement strategy.

---

**BC241725****Explanation:**

Platform security problem detected.

**Response:**

The FRU callouts are calculated at the time of the failure. See the error log for the actual replacement strategy.

---

**BC241726****Explanation:**

Platform security problem detected.

**Response:**

The FRU callouts are calculated at the time of the failure. See the error log for the actual replacement strategy.

---

**BC241727****Explanation:**

Platform security problem detected.

**Response:**

The FRU callouts are calculated at the time of the failure. See the error log for the actual replacement strategy.

---

**BC241728****Explanation:**

Platform security problem detected.

**Response:**

The FRU callouts are calculated at the time of the failure. See the error log for the actual replacement strategy.

---

**BC241729****Explanation:**

Host firmware did not find enough hardware to continue the boot.

**Response:**

The FRU callouts are calculated at the time of the failure. See the error log for the actual replacement strategy.

---

**BC241732****Explanation:**

Illegal action during boot.

**Response:**

The FRU callouts are calculated at the time of the failure. See the error log for the actual replacement strategy.

---

**BC241735****Explanation:**

A problem occurred during the IPL of the system.

**Response:**

The FRU callouts are calculated at the time of the failure. See the error log for the actual replacement strategy.

---

**BC241736****Explanation:**

A problem occurred during the IPL of the system.

**Response:**

The FRU callouts are calculated at the time of the failure. See the error log for the actual replacement strategy.

---

**BC241737****Explanation:**

A problem occurred during the IPL of the system.

**Response:**

The FRU callouts are calculated at the time of the failure. See the error log for the actual replacement strategy.

---

**BC241738****Explanation:**

Processor Error.

**Response:**

The FRU callouts are calculated at the time of the failure. See the error log for the actual replacement strategy.

---

**BC241739****Explanation:**

A problem occurred during the IPL of the system and the system will reboot.

**Response:**

The FRU callouts are calculated at the time of the failure. See the error log for the actual replacement strategy.

---

**BC24173A****Explanation:**

A problem occurred during the IPL of the system.

**Response:**

The FRU callouts are calculated at the time of the failure. See the error log for the actual replacement strategy.

---

**BC241740****Explanation:**

During processor/memory subsystem initialization, an error was encountered: messages from other nodes have not returned in time.

**Response:**

The FRU callouts are calculated at the time of the failure. See the error log for the actual replacement strategy.

---

**BC241741****Explanation:**

During processor/memory subsystem initialization, an error was encountered: Freq attribute DATA timer thread failed.

**Response:**

The FRU callouts are calculated at the time of the failure. See the error log for the actual replacement strategy.

---

**BC241742****Explanation:**

Incompatible processor modules installed between drawers.

**Response:**

The FRU callouts are calculated at the time of the failure. See the error log for the actual replacement strategy.

---

**BC241743****Explanation:**

Incompatible processor modules installed between drawers.

**Response:**

The FRU callouts are calculated at the time of the failure. See the error log for the actual replacement strategy.

---

**BC241744****Explanation:**

Incompatible processor modules installed between drawers.

**Response:**

The FRU callouts are calculated at the time of the failure. See the error log for the actual replacement strategy.

---

**BC241745****Explanation:**

Incompatible processor modules installed between drawers.

**Response:**

The FRU callouts are calculated at the time of the failure. See the error log for the actual replacement strategy.

---

**BC241746****Explanation:**

Incompatible processor modules installed between drawers.

**Response:**

The FRU callouts are calculated at the time of the failure. See the error log for the actual replacement strategy.

---

**BC241747****Explanation:**

Host firmware did not find valid hardware to continue the boot.

**Response:**

The FRU callouts are calculated at the time of the failure. See the error log for the actual replacement strategy.

---

**BC241748****Explanation:**

Platform security problem detected.

**Response:**

The FRU callouts are calculated at the time of the failure. See the error log for the actual replacement strategy.

---

**BC241749****Explanation:**

Platform security problem detected.

**Response:**

The FRU callouts are calculated at the time of the failure. See the error log for the actual replacement strategy.

---

**BC24174A****Explanation:**

There was an error training the SMP cables.

**Response:**

The FRU callouts are calculated at the time of the failure. See the error log for the actual replacement strategy.

---

**BC24174C****Explanation:**

A problem isolated to firmware or firmware customization occurred during the IPL of the system.

**Response:**

The FRU callouts are calculated at the time of the failure. See the error log for the actual replacement strategy.

---

**BC24174D****Explanation:**

PNOR-IPMI not enabled, BMC firmware needs to be updated.

**Response:**

The FRU callouts are calculated at the time of the failure. See the error log for the actual replacement strategy.

---

**BC24174E****Explanation:**

During processor/memory subsystem initialization, an error was encountered: Kernel returned error when trying to activate core.

**Response:**

The FRU callouts are calculated at the time of the failure. See the error log for the actual replacement strategy.

---

**BC24174F****Explanation:**

Unexpected IPL firmware data load error.

**Response:**

The FRU callouts are calculated at the time of the failure. See the error log for the actual replacement strategy.

---

**BC241750****Explanation:**

Platform security problem detected.

**Response:**

The FRU callouts are calculated at the time of the failure. See the error log for the actual replacement strategy.

---

**BC241752****Explanation:**

Platform security problem detected.

**Response:**

The FRU callouts are calculated at the time of the failure. See the error log for the actual replacement strategy.

---

**BC241803**

**Explanation:**

Task analyzing HW errors has failed.

**Response:**

The FRU callouts are calculated at the time of the failure. See the error log for the actual replacement strategy.

---

**BC241804**

**Explanation:**

Task analyzing HW errors has failed.

**Response:**

The FRU callouts are calculated at the time of the failure. See the error log for the actual replacement strategy.

---

**BC241901**

**Explanation:**

A problem occurred during the IPL of the system.

**Response:**

The FRU callouts are calculated at the time of the failure. See the error log for the actual replacement strategy.

---

**BC241902**

**Explanation:**

A problem occurred during the IPL of the system.

**Response:**

The FRU callouts are calculated at the time of the failure. See the error log for the actual replacement strategy.

---

**BC241903**

**Explanation:**

A problem occurred during the IPL of the system.

**Response:**

The FRU callouts are calculated at the time of the failure. See the error log for the actual replacement strategy.

---

**BC241904**

**Explanation:**

A problem occurred during the IPL of the system.

**Response:**

The FRU callouts are calculated at the time of the failure. See the error log for the actual replacement strategy.

---

**BC24190C**

**Explanation:**

A problem occurred during the IPL of the system.

**Response:**

The FRU callouts are calculated at the time of the failure. See the error log for the actual replacement strategy.

---

**BC241A02**

**Explanation:**

During processor/memory subsystem initialization, an error was encountered: HDAT Header data not as expected.

**Response:**

The FRU callouts are calculated at the time of the failure. See the error log for the actual replacement strategy.

---

**BC241A03**

**Explanation:**

During processor/memory subsystem initialization, an error was encountered: Tuple is unallocated.

**Response:**

The FRU callouts are calculated at the time of the failure. See the error log for the actual replacement strategy.

---

**BC241A04**

**Explanation:**

During processor/memory subsystem initialization, an error was encountered: Section is not valid in standalone mode.

**Response:**

The FRU callouts are calculated at the time of the failure. See the error log for the actual replacement strategy.

---

**BC241A05**

**Explanation:**

During processor/memory subsystem initialization, an error was encountered: Error mapping in memory.

**Response:**

The FRU callouts are calculated at the time of the failure. See the error log for the actual replacement strategy.

---

**BC241A08**

**Explanation:**

During processor/memory subsystem initialization, an error was encountered: There is no host data for specified kind of payload.

**Response:**

The FRU callouts are calculated at the time of the failure. See the error log for the actual replacement strategy.

---

---

**BC241A0A****Explanation:**

During processor/memory subsystem initialization, an error was encountered: NACA data doesn't seem right.

**Response:**

The FRU callouts are calculated at the time of the failure. See the error log for the actual replacement strategy.

---

**BC241A0B****Explanation:**

During processor/memory subsystem initialization, an error was encountered: HDAT data block falls outside valid range.

**Response:**

The FRU callouts are calculated at the time of the failure. See the error log for the actual replacement strategy.

---

**BC241A0C****Explanation:**

During processor/memory subsystem initialization, an error was encountered: Unknown section requested.

**Response:**

The FRU callouts are calculated at the time of the failure. See the error log for the actual replacement strategy.

---

**BC241A16****Explanation:**

During processor/memory subsystem initialization, an error was encountered: Could not find a valid SPIRA of any type.

**Response:**

The FRU callouts are calculated at the time of the failure. See the error log for the actual replacement strategy.

---

**BC241A19****Explanation:**

During processor/memory subsystem initialization, an error was encountered: No associated DMI targeting target(s) found for given MEMBUF targeting target.

**Response:**

The FRU callouts are calculated at the time of the failure. See the error log for the actual replacement strategy.

---

**BC241A1A****Explanation:**

During processor/memory subsystem initialization, an error was encountered: The targeting type of the input targeting target is not supported by runtime code.

**Response:**

The FRU callouts are calculated at the time of the failure. See the error log for the actual replacement strategy.

---

**BC241A1B****Explanation:**

During processor/memory subsystem initialization, an error was encountered: No processor targeting target was found for the given targeting target.

**Response:**

The FRU callouts are calculated at the time of the failure. See the error log for the actual replacement strategy.

---

**BC241A1C****Explanation:**

Kernel failed to unmap memory.

**Response:**

The FRU callouts are calculated at the time of the failure. See the error log for the actual replacement strategy.

---

**BC241A1D****Explanation:**

During processor/memory subsystem initialization, an error was encountered: PM load complex unknown mode.

**Response:**

The FRU callouts are calculated at the time of the failure. See the error log for the actual replacement strategy.

---

**BC241A1E****Explanation:**

During processor/memory subsystem initialization, an error was encountered: HCODE scom update runtime interface not linked.

**Response:**

The FRU callouts are calculated at the time of the failure. See the error log for the actual replacement strategy.

---

**BC241A1F****Explanation:**

During processor/memory subsystem initialization, an error was encountered: HCODE SCOM update error.

**Response:**

The FRU callouts are calculated at the time of the failure. See the error log for the actual replacement strategy.

---

**BC241A20****Explanation:**

Firmware error during boot.

**Response:**



The FRU callouts are calculated at the time of the failure. See the error log for the actual replacement strategy.

---

**BC241A21****Explanation:**

Platform security problem detected.

**Response:**

The FRU callouts are calculated at the time of the failure. See the error log for the actual replacement strategy.

---

**BC241A22****Explanation:**

Platform security problem detected.

**Response:**

The FRU callouts are calculated at the time of the failure. See the error log for the actual replacement strategy.

---

**BC241A23****Explanation:**

Unexpected boot firmware error.

**Response:**

The FRU callouts are calculated at the time of the failure. See the error log for the actual replacement strategy.

---

**BC241A24****Explanation:**

Platform security problem detected.

**Response:**

The FRU callouts are calculated at the time of the failure. See the error log for the actual replacement strategy.

---

**BC241A25****Explanation:**

Platform security problem detected.

**Response:**

The FRU callouts are calculated at the time of the failure. See the error log for the actual replacement strategy.

---

**BC241A26****Explanation:**

Unexpected boot firmware error.

**Response:**

The FRU callouts are calculated at the time of the failure. See the error log for the actual replacement strategy.

---

**BC241A27****Explanation:**

During processor/memory subsystem initialization, an error was encountered: Unable to fill in HB data memory.

**Response:**

The FRU callouts are calculated at the time of the failure. See the error log for the actual replacement strategy.

---

**BC241A28****Explanation:**

Internal system error occurred.

**Response:**

The FRU callouts are calculated at the time of the failure. See the error log for the actual replacement strategy.

---

**BC241A29****Explanation:**

Internal system error occurred.

**Response:**

The FRU callouts are calculated at the time of the failure. See the error log for the actual replacement strategy.

---

**BC241A2A****Explanation:**

Platform security problem detected.

**Response:**

The FRU callouts are calculated at the time of the failure. See the error log for the actual replacement strategy.

---

**BC241A2B****Explanation:**

Platform security problem detected.

**Response:**

The FRU callouts are calculated at the time of the failure. See the error log for the actual replacement strategy.

---

**BC241A2C****Explanation:**

Platform security problem detected.

**Response:**

The FRU callouts are calculated at the time of the failure. See the error log for the actual replacement strategy.

---

**BC241A2D****Explanation:**

Platform security problem detected.

**Response:**

The FRU callouts are calculated at the time of the failure. See the error log for the actual replacement strategy.

---

**BC241A2E****Explanation:**

Platform security problem detected.

**Response:**

The FRU callouts are calculated at the time of the failure. See the error log for the actual replacement strategy.

---

**BC241A2F****Explanation:**

Platform security problem detected.

**Response:**

The FRU callouts are calculated at the time of the failure. See the error log for the actual replacement strategy.

---

**BC241A30****Explanation:**

Platform security problem detected.

**Response:**

The FRU callouts are calculated at the time of the failure. See the error log for the actual replacement strategy.

---

**BC241A31****Explanation:**

Platform security problem detected.

**Response:**

The FRU callouts are calculated at the time of the failure. See the error log for the actual replacement strategy.

---

**BC241A32****Explanation:**

During processor/memory subsystem initialization, an error was encountered: Error with Firmware Notify request.

**Response:**

The FRU callouts are calculated at the time of the failure. See the error log for the actual replacement strategy.

---

**BC241A34****Explanation:**

During processor/memory subsystem initialization, an error was encountered: SBE error recovery attempt failed.

**Response:**

The FRU callouts are calculated at the time of the failure. See the error log for the actual replacement strategy.

---

**BC241A35****Explanation:**

During processor/memory subsystem initialization, an error was encountered: SBE error recovery attempt failed.

**Response:**

The FRU callouts are calculated at the time of the failure. See the error log for the actual replacement strategy.

---

**BC241A37****Explanation:**

During processor/memory subsystem initialization, an error was encountered: The Firmware Request call failed.

**Response:**

The FRU callouts are calculated at the time of the failure. See the error log for the actual replacement strategy.

---

**BC241A38****Explanation:**

During processor/memory subsystem initialization, an error was encountered: The Firmware Request call failed.

**Response:**

The FRU callouts are calculated at the time of the failure. See the error log for the actual replacement strategy.

---

**BC241A39****Explanation:**

During processor/memory subsystem initialization, an error was encountered: The Firmware Request call failed.

**Response:**

The FRU callouts are calculated at the time of the failure. See the error log for the actual replacement strategy.

---

**BC241A3A****Explanation:**

Firmware encountered an internal error.

**Response:**

The FRU callouts are calculated at the time of the failure. See the error log for the actual replacement strategy.

---

**BC241A3B****Explanation:**

Firmware encountered an internal error.

**Response:**

The FRU callouts are calculated at the time of the failure. See the error log for the actual replacement strategy.

---

**BC241A3C****Explanation:**

During processor/memory subsystem initialization, an error was encountered: Attribute failed to update on HBRT side.

**Response:**

The FRU callouts are calculated at the time of the failure. See the error log for the actual replacement strategy.

---

**BC241A3F****Explanation:**

During processor/memory subsystem initialization, an error was encountered: sendSBESystemConfig timer thread failed.

**Response:**

The FRU callouts are calculated at the time of the failure. See the error log for the actual replacement strategy.

---

**BC241A40****Explanation:**

Informational log containing historic data.

**Response:**

The FRU callouts are calculated at the time of the failure. See the error log for the actual replacement strategy.

---

**BC241A42****Explanation:**

Failure in the security subsystem.

**Response:**

The FRU callouts are calculated at the time of the failure. See the error log for the actual replacement strategy.

---

**BC241A43****Explanation:**

Failure in the security subsystem.

**Response:**

The FRU callouts are calculated at the time of the failure. See the error log for the actual replacement strategy.

---

**BC241A44****Explanation:**

Firmware error initializing system data structures during boot.

**Response:**

The FRU callouts are calculated at the time of the failure. See the error log for the actual replacement strategy.

---

**BC241B01****Explanation:**

Boot firmware has crashed with an internal error.

**Response:**

The FRU callouts are calculated at the time of the failure. See the error log for the actual replacement strategy.

---

**BC241B02****Explanation:**

Boot firmware has crashed with an internal error.

**Response:**

The FRU callouts are calculated at the time of the failure. See the error log for the actual replacement strategy.

---

**BC241B03****Explanation:**

Boot firmware has crashed with an internal error.

**Response:**

The FRU callouts are calculated at the time of the failure. See the error log for the actual replacement strategy.

---

**BC241C01****Explanation:**

During processor/memory subsystem initialization, an error was encountered: Inband buffer size less than 8 bytes or NULL data buffer.

**Response:**

The FRU callouts are calculated at the time of the failure. See the error log for the actual replacement strategy.

---

**BC241C02****Explanation:**

During processor/memory subsystem initialization, an error was encountered: inband scom invalid operation type.

**Response:**

The FRU callouts are calculated at the time of the failure. See the error log for the actual replacement strategy.

---

**BC241C03****Explanation:**

During processor/memory subsystem initialization, an error was encountered: System configuration does not have a Parent MCS for the current centaur.

**Response:**

The FRU callouts are calculated at the time of the failure. See the error log for the actual replacement strategy.

---

**BC241C05****Explanation:**

During processor/memory subsystem initialization, an error was encountered: SUE Encountered when collecting IBSCOM Error Data.

**Response:**

The FRU callouts are calculated at the time of the failure. See the error log for the actual replacement strategy.

---

**BC241C06****Explanation:**

During processor/memory subsystem initialization, an error was encountered: Bus failure when attempting to perform IBSCOM operation. IBSCOM disabled.

**Response:**

The FRU callouts are calculated at the time of the failure. See the error log for the actual replacement strategy.

---

**BC241C07****Explanation:**

During processor/memory subsystem initialization, an error was encountered: The provided address is over 32 bits long which makes it invalid.

**Response:**

The FRU callouts are calculated at the time of the failure. See the error log for the actual replacement strategy.

---

**BC241C08****Explanation:**

During processor/memory subsystem initialization, an error was encountered: PIB error when attempting to perform IBSCOM operation.

**Response:**

The FRU callouts are calculated at the time of the failure. See the error log for the actual replacement strategy.

---

**BC241C09****Explanation:**

During processor/memory subsystem initialization, an error was encountered: Detected error doesn't match the address we failed on.

**Response:**

The FRU callouts are calculated at the time of the failure. See the error log for the actual replacement strategy.

---

**BC241C0A****Explanation:**

During processor/memory subsystem initialization, an error was encountered: Previous error disabled ibscom, so forcing a retry via FSI.

**Response:**

The FRU callouts are calculated at the time of the failure. See the error log for the actual replacement strategy.

---

**BC241D01****Explanation:**

A problem occurred during the IPL of the system.

**Response:**

The FRU callouts are calculated at the time of the failure. See the error log for the actual replacement strategy.

---

**BC241D03****Explanation:**

During processor/memory subsystem initialization, an error was encountered: The record enumeration did not have a corresponding string value.

**Response:**

The FRU callouts are calculated at the time of the failure. See the error log for the actual replacement strategy.

---

**BC241D04****Explanation:**

A problem occurred during the IPL of the system.

**Response:**

The FRU callouts are calculated at the time of the failure. See the error log for the actual replacement strategy.

---

**BC241D05****Explanation:**

During processor/memory subsystem initialization, an error was encountered: Record name does not match value expected for offset read.

**Response:**

The FRU callouts are calculated at the time of the failure. See the error log for the actual replacement strategy.

---

**BC241D06****Explanation:**

During processor/memory subsystem initialization, an error was encountered: Buffer for checking Presence Detect was not the correct size.

**Response:**

The FRU callouts are calculated at the time of the failure. See the error log for the actual replacement strategy.

---

**BC241D07****Explanation:**

During processor/memory subsystem initialization, an error was encountered: Invalid Basic Memory Type.

**Response:**

The FRU callouts are calculated at the time of the failure. See the error log for the actual replacement strategy.

---

**BC241D09****Explanation:**

A problem occurred during the IPL of the system.

**Response:**

The FRU callouts are calculated at the time of the failure. See the error log for the actual replacement strategy.

---

**BC241D0B****Explanation:**

A problem occurred during the IPL of the system.

**Response:**

The FRU callouts are calculated at the time of the failure. See the error log for the actual replacement strategy.

---

**BC241D0D****Explanation:**

A problem occurred during the IPL of the system.

**Response:**

The FRU callouts are calculated at the time of the failure. See the error log for the actual replacement strategy.

---

**BC241D0E****Explanation:**

A problem occurred during the IPL of the system.

**Response:**

The FRU callouts are calculated at the time of the failure. See the error log for the actual replacement strategy.

---

**BC241D0F****Explanation:**

A problem occurred during the IPL of the system.

**Response:**

The FRU callouts are calculated at the time of the failure. See the error log for the actual replacement strategy.

---

**BC241D10****Explanation:**

A problem occurred during the IPL of the system.

**Response:**

The FRU callouts are calculated at the time of the failure. See the error log for the actual replacement strategy.

---

**BC241D11****Explanation:**

A problem occurred during the IPL of the system.

**Response:**

The FRU callouts are calculated at the time of the failure. See the error log for the actual replacement strategy.

---

**BC241D14****Explanation:**

A problem occurred during the IPL of the system.

**Response:**

The FRU callouts are calculated at the time of the failure. See the error log for the actual replacement strategy.

---

**BC241D15****Explanation:**

A problem occurred during the IPL of the system.

**Response:**

The FRU callouts are calculated at the time of the failure. See the error log for the actual replacement strategy.

---

**BC241D16****Explanation:**

During processor/memory subsystem initialization, an error was encountered: Requested VPD type is invalid or not supported at runtime.

**Response:**

The FRU callouts are calculated at the time of the failure. See the error log for the actual replacement strategy.

---

**BC241D1A****Explanation:**

During processor/memory subsystem initialization, an error was encountered: Hypervisor returned NULL address for VPD.

**Response:**

The FRU callouts are calculated at the time of the failure. See the error log for the actual replacement strategy.

---

**BC241D1B****Explanation:**

During processor/memory subsystem initialization, an error was encountered: Reserved size in memory insufficient for runtime VPD.

**Response:**

The FRU callouts are calculated at the time of the failure. See the error log for the actual replacement strategy.

---

**BC241D30****Explanation:**

During processor/memory subsystem initialization, an error was encountered: The VHDR was invalid.

**Response:**

The FRU callouts are calculated at the time of the failure. See the error log for the actual replacement strategy.

---

**BC241D31****Explanation:**

During processor/memory subsystem initialization, an error was encountered: Unable to resolve the VPD source (PNOR or SEEPROM).

**Response:**

The FRU callouts are calculated at the time of the failure. See the error log for the actual replacement strategy.

---

**BC241D32****Explanation:**

During processor/memory subsystem initialization, an error was encountered: writePNOR mm\_remove\_pages FLUSH failed.

**Response:**

The FRU callouts are calculated at the time of the failure. See the error log for the actual replacement strategy.

---

**BC241D33****Explanation:**

During processor/memory subsystem initialization, an error was encountered: Unexpected target type.

**Response:**

The FRU callouts are calculated at the time of the failure. See the error log for the actual replacement strategy.

---

**BC241D34****Explanation:**

During processor/memory subsystem initialization, an error was encountered: Unable to resolve the VPD destination (PNOR or SEEPROM).

**Response:**

The FRU callouts are calculated at the time of the failure. See the error log for the actual replacement strategy.

---

**BC241D35****Explanation:**

Fatal firmware boot error.

**Response:**

The FRU callouts are calculated at the time of the failure. See the error log for the actual replacement strategy.

---

**BC241D36****Explanation:**

During processor/memory subsystem initialization, an error was encountered: presenceDetect> Invalid data length (!= 1 bytes).

**Response:**

The FRU callouts are calculated at the time of the failure. See the error log for the actual replacement strategy.

---

**BC241D37****Explanation:**

During processor/memory subsystem initialization, an error was encountered: MBOX send not supported in HBRT.

**Response:**

The FRU callouts are calculated at the time of the failure. See the error log for the actual replacement strategy.

---

**BC241D3B****Explanation:**

During processor/memory subsystem initialization, an error was encountered: Node for VPD is too large.

**Response:**

The FRU callouts are calculated at the time of the failure. See the error log for the actual replacement strategy.

---

**BC241D3C****Explanation:**

Firmware error writing VPD.

**Response:**

The FRU callouts are calculated at the time of the failure. See the error log for the actual replacement strategy.

---

**BC241D3D****Explanation:**

Runtime vital product data update failure.

**Response:**

The FRU callouts are calculated at the time of the failure. See the error log for the actual replacement strategy.

---

**BC241D3E****Explanation:**

Firmware configuration error.

**Response:**

The FRU callouts are calculated at the time of the failure. See the error log for the actual replacement strategy.

---

**BC241D3F****Explanation:**

Firmware error during boot.

**Response:**

The FRU callouts are calculated at the time of the failure. See the error log for the actual replacement strategy.

---

**BC241E05****Explanation:**

A problem occurred during the IPL of the system.

**Response:**

The FRU callouts are calculated at the time of the failure. See the error log for the actual replacement strategy.

---

**BC241E07****Explanation:**

Secure Boot firmware validation failed.

**Response:**

The FRU callouts are calculated at the time of the failure. See the error log for the actual replacement strategy.

---

**BC241E09****Explanation:**

Unexpected internal firmware error.

**Response:**

The FRU callouts are calculated at the time of the failure. See the error log for the actual replacement strategy.

---

**BC241E0B****Explanation:**

Security failure occurred during the IPL of the system.

**Response:**

The FRU callouts are calculated at the time of the failure. See the error log for the actual replacement strategy.

---

**BC241E0C****Explanation:**

Firmware Error.

**Response:**

The FRU callouts are calculated at the time of the failure. See the error log for the actual replacement strategy.

---

**BC241E0D****Explanation:**

Firmware Error.

**Response:**

The FRU callouts are calculated at the time of the failure. See the error log for the actual replacement strategy.

---

**BC241E0E****Explanation:**

Platform security problem detected.

**Response:**

The FRU callouts are calculated at the time of the failure. See the error log for the actual replacement strategy.

---

**BC241E0F****Explanation:**

Firmware Error.

**Response:**

The FRU callouts are calculated at the time of the failure. See the error log for the actual replacement strategy.

---

**BC241E10****Explanation:**

Firmware Error.

**Response:**

The FRU callouts are calculated at the time of the failure. See the error log for the actual replacement strategy.

---

**BC241E11****Explanation:**

Firmware Error.

**Response:**

The FRU callouts are calculated at the time of the failure. See the error log for the actual replacement strategy.

---

**BC241E12****Explanation:**

Firmware Error.

**Response:**

The FRU callouts are calculated at the time of the failure. See the error log for the actual replacement strategy.

---

**BC241E13****Explanation:**

Boot firmware integrity issue; Reinstall boot firmware.

**Response:**

The FRU callouts are calculated at the time of the failure. See the error log for the actual replacement strategy.

---

**BC241E14****Explanation:**

Secure Boot failure.

**Response:**

The FRU callouts are calculated at the time of the failure. See the error log for the actual replacement strategy.

---

**BC241E15**

**Explanation:**

Planar jumper configuration.

**Response:**

The FRU callouts are calculated at the time of the failure. See the error log for the actual replacement strategy.

---

**BC241E16**

**Explanation:**

A problem occurred during the IPL of the system.

**Response:**

The FRU callouts are calculated at the time of the failure. See the error log for the actual replacement strategy.

---

**BC241E17**

**Explanation:**

Could not allocate any requested SMF memory.

**Response:**

The FRU callouts are calculated at the time of the failure. See the error log for the actual replacement strategy.

---

**BC241E18**

**Explanation:**

SMF secure memory allocation request altered to satisfy memory allocation rules.

**Response:**

The FRU callouts are calculated at the time of the failure. See the error log for the actual replacement strategy.

---

**BC241E20**

**Explanation:**

Secure Boot failure.

**Response:**

The FRU callouts are calculated at the time of the failure. See the error log for the actual replacement strategy.

---

**BC241E21**

**Explanation:**

Secure Boot failure.

**Response:**

The FRU callouts are calculated at the time of the failure. See the error log for the actual replacement strategy.

---

**BC241E22**

**Explanation:**

Secure Boot failure.

**Response:**

The FRU callouts are calculated at the time of the failure. See the error log for the actual replacement strategy.

---

**BC241E23**

**Explanation:**

Secure Boot failure.

**Response:**

The FRU callouts are calculated at the time of the failure. See the error log for the actual replacement strategy.

---

**BC241E24**

**Explanation:**

Secure Boot failure.

**Response:**

The FRU callouts are calculated at the time of the failure. See the error log for the actual replacement strategy.

---

**BC241E25**

**Explanation:**

Secure Boot failure.

**Response:**

The FRU callouts are calculated at the time of the failure. See the error log for the actual replacement strategy.

---

**BC241E26**

**Explanation:**

Secure Boot failure.

**Response:**

The FRU callouts are calculated at the time of the failure. See the error log for the actual replacement strategy.

---

**BC241E27**

**Explanation:**

Secure Boot failure.

**Response:**

The FRU callouts are calculated at the time of the failure. See the error log for the actual replacement strategy.

---

**BC241E28**

**Explanation:**

Secure Boot failure.

**Response:**



The FRU callouts are calculated at the time of the failure. See the error log for the actual replacement strategy.

---

**BC241E29****Explanation:**

Secure Boot failure.

**Response:**

The FRU callouts are calculated at the time of the failure. See the error log for the actual replacement strategy.

---

**BC241E2A****Explanation:**

Secure Boot failure.

**Response:**

The FRU callouts are calculated at the time of the failure. See the error log for the actual replacement strategy.

---

**BC241E2B****Explanation:**

Secure Boot failure.

**Response:**

The FRU callouts are calculated at the time of the failure. See the error log for the actual replacement strategy.

---

**BC241E2D****Explanation:**

During processor/memory subsystem initialization, an error was encountered: Could not fetch primary TPM's Log.

**Response:**

The FRU callouts are calculated at the time of the failure. See the error log for the actual replacement strategy.

---

**BC241E30****Explanation:**

Trusted Boot failure.

**Response:**

The FRU callouts are calculated at the time of the failure. See the error log for the actual replacement strategy.

---

**BC241E31****Explanation:**

Trusted Boot failure.

**Response:**

The FRU callouts are calculated at the time of the failure. See the error log for the actual replacement strategy.

---

**BC241E32****Explanation:**

Trusted Boot failure.

**Response:**

The FRU callouts are calculated at the time of the failure. See the error log for the actual replacement strategy.

---

**BC241E33****Explanation:**

Trusted Boot failure.

**Response:**

The FRU callouts are calculated at the time of the failure. See the error log for the actual replacement strategy.

---

**BC241E34****Explanation:**

Trusted Boot failure.

**Response:**

The FRU callouts are calculated at the time of the failure. See the error log for the actual replacement strategy.

---

**BC241E41****Explanation:**

A problem occurred during the IPL of the system.

**Response:**

The FRU callouts are calculated at the time of the failure. See the error log for the actual replacement strategy.

---

**BC241E42****Explanation:**

A problem occurred during the IPL of the system.

**Response:**

The FRU callouts are calculated at the time of the failure. See the error log for the actual replacement strategy.

---

**BC241E43****Explanation:**

A problem occurred during the IPL of the system.

**Response:**

The FRU callouts are calculated at the time of the failure. See the error log for the actual replacement strategy.

---

**BC241E44****Explanation:**

Physical Presence was Asserted.

**Response:**

The FRU callouts are calculated at the time of the failure. See the error log for the actual replacement strategy.

---

**BC241E45****Explanation:**

Re-IPLing to open a Physical Presence Window.

**Response:**

The FRU callouts are calculated at the time of the failure. See the error log for the actual replacement strategy.

---

**BC241E46****Explanation:**

A problem occurred during the IPL of the system.

**Response:**

The FRU callouts are calculated at the time of the failure. See the error log for the actual replacement strategy.

---

**BC241E47****Explanation:**

Detected Special Key Clear Request.

**Response:**

The FRU callouts are calculated at the time of the failure. See the error log for the actual replacement strategy.

---

**BC241F01****Explanation:**

During processor/memory subsystem initialization, an error was encountered: IPC service provider received an unexpected message.

**Response:**

The FRU callouts are calculated at the time of the failure. See the error log for the actual replacement strategy.

---

**BC242201****Explanation:**

A problem occurred while updating processor boot code.

**Response:**

The FRU callouts are calculated at the time of the failure. See the error log for the actual replacement strategy.

---

**BC242202****Explanation:**

A problem occurred while updating processor boot code.

**Response:**

The FRU callouts are calculated at the time of the failure. See the error log for the actual replacement strategy.

---

**BC242203****Explanation:**

A problem occurred while updating processor boot code.

**Response:**

The FRU callouts are calculated at the time of the failure. See the error log for the actual replacement strategy.

---

**BC242204****Explanation:**

A problem occurred while updating processor boot code.

**Response:**

The FRU callouts are calculated at the time of the failure. See the error log for the actual replacement strategy.

---

**BC242206****Explanation:**

A problem occurred while updating processor boot code.

**Response:**

The FRU callouts are calculated at the time of the failure. See the error log for the actual replacement strategy.

---

**BC242207****Explanation:**

A problem occurred while updating processor boot code.

**Response:**

The FRU callouts are calculated at the time of the failure. See the error log for the actual replacement strategy.

---

**BC242208****Explanation:**

A problem occurred while updating processor boot code.

**Response:**

The FRU callouts are calculated at the time of the failure. See the error log for the actual replacement strategy.

---

**BC24220A****Explanation:**

A problem occurred while updating processor boot code.

**Response:**

The FRU callouts are calculated at the time of the failure. See the error log for the actual replacement strategy.

---

**BC24220B****Explanation:**

A problem occurred while updating processor boot code.

**Response:**

The FRU callouts are calculated at the time of the failure. See the error log for the actual replacement strategy.

---

**BC24220D**

**Explanation:**

A problem occurred while updating processor boot code.

**Response:**

The FRU callouts are calculated at the time of the failure. See the error log for the actual replacement strategy.

---

**BC24220E**

**Explanation:**

During processor/memory subsystem initialization, an error was encountered: Invalid Boot SEEPROM Side Found.

**Response:**

The FRU callouts are calculated at the time of the failure. See the error log for the actual replacement strategy.

---

**BC24220F**

**Explanation:**

ECC or Data Mismatch Fail Reading Back Self Boot Engine (SBE) Version Information.

**Response:**

The FRU callouts are calculated at the time of the failure. See the error log for the actual replacement strategy.

---

**BC242210**

**Explanation:**

A problem occurred while updating processor boot code.

**Response:**

The FRU callouts are calculated at the time of the failure. See the error log for the actual replacement strategy.

---

**BC242211**

**Explanation:**

A problem occurred while updating processor boot code.

**Response:**

The FRU callouts are calculated at the time of the failure. See the error log for the actual replacement strategy.

---

**BC242212**

**Explanation:**

Successful Update of Self Boot Engine (SBE) SEEPROM SBE Version Information.

**Response:**

The FRU callouts are calculated at the time of the failure. See the error log for the actual replacement strategy.

---

**BC242213**

**Explanation:**

Self Boot Engine (SBE) Version Mismatch with Master Target.

**Response:**

The FRU callouts are calculated at the time of the failure. See the error log for the actual replacement strategy.

---

**BC242214**

**Explanation:**

During processor/memory subsystem initialization, an error was encountered: Error Associated with Updating this Target.

**Response:**

The FRU callouts are calculated at the time of the failure. See the error log for the actual replacement strategy.

---

**BC242215**

**Explanation:**

Self Boot Engine (SBE) Image Version Mismatch with Master Target.

**Response:**

The FRU callouts are calculated at the time of the failure. See the error log for the actual replacement strategy.

---

**BC242218**

**Explanation:**

A problem occurred while updating processor boot code.

**Response:**

The FRU callouts are calculated at the time of the failure. See the error log for the actual replacement strategy.

---

**BC242219**

**Explanation:**

A problem occurred while updating processor boot code.

**Response:**

The FRU callouts are calculated at the time of the failure. See the error log for the actual replacement strategy.

---

**BC24221A**

**Explanation:**

A problem occurred while updating processor boot code.

**Response:**

The FRU callouts are calculated at the time of the failure. See the error log for the actual replacement strategy.

---

**BC24221B**

**Explanation:**

SBE is not being updated.

**Response:**

The FRU callouts are calculated at the time of the failure. See the error log for the actual replacement strategy.

---

**BC24221D**

**Explanation:**

Chip level is invalid.

**Response:**

The FRU callouts are calculated at the time of the failure. See the error log for the actual replacement strategy.

---

**BC24221E**

**Explanation:**

A problem occurred while updating processor boot code.

**Response:**

The FRU callouts are calculated at the time of the failure. See the error log for the actual replacement strategy.

---

**BC24221F**

**Explanation:**

A problem occurred while updating processor boot code.

**Response:**

The FRU callouts are calculated at the time of the failure. See the error log for the actual replacement strategy.

---

**BC242300**

**Explanation:**

A problem occurred during the IPL of the system.

**Response:**

The FRU callouts are calculated at the time of the failure. See the error log for the actual replacement strategy.

---

**BC242301**

**Explanation:**

A problem occurred during the IPL of the system.

**Response:**

The FRU callouts are calculated at the time of the failure. See the error log for the actual replacement strategy.

---

**BC242302**

**Explanation:**

A problem occurred during the IPL of the system.

**Response:**

The FRU callouts are calculated at the time of the failure. See the error log for the actual replacement strategy.

---

**BC242303**

**Explanation:**

A problem occurred during the IPL of the system.

**Response:**

The FRU callouts are calculated at the time of the failure. See the error log for the actual replacement strategy.

---

**BC242310**

**Explanation:**

A problem occurred during the IPL of the system.

**Response:**

The FRU callouts are calculated at the time of the failure. See the error log for the actual replacement strategy.

---

**BC242401**

**Explanation:**

Firmware error accessing internal bus during IPL.

**Response:**

The FRU callouts are calculated at the time of the failure. See the error log for the actual replacement strategy.

---

**BC242403**

**Explanation:**

Firmware error accessing internal bus during IPL.

**Response:**

The FRU callouts are calculated at the time of the failure. See the error log for the actual replacement strategy.

---

**BC242404**

**Explanation:**

Error(s) found in OPB Status Register.

**Response:**

The FRU callouts are calculated at the time of the failure. See the error log for the actual replacement strategy.

---

**BC242405**

**Explanation:**

Unsupported Reset Level requested.

**Response:**

The FRU callouts are calculated at the time of the failure. See the error log for the actual replacement strategy.

---

**BC242406****Explanation:**

Firmware error during boot flash diagnostics.

**Response:**

The FRU callouts are calculated at the time of the failure. See the error log for the actual replacement strategy.

---

**BC242407****Explanation:**

Firmware error during boot flash diagnostics.

**Response:**

The FRU callouts are calculated at the time of the failure. See the error log for the actual replacement strategy.

---

**BC242408****Explanation:**

Firmware error during boot flash diagnostics.

**Response:**

The FRU callouts are calculated at the time of the failure. See the error log for the actual replacement strategy.

---

**BC242409****Explanation:**

Firmware error during boot flash diagnostics.

**Response:**

The FRU callouts are calculated at the time of the failure. See the error log for the actual replacement strategy.

---

**BC24240A****Explanation:**

Error(s) found in LPCHC Status Register.

**Response:**

The FRU callouts are calculated at the time of the failure. See the error log for the actual replacement strategy.

---

**BC242501****Explanation:**

Firmware error during system boot.

**Response:**

The FRU callouts are calculated at the time of the failure. See the error log for the actual replacement strategy.

---

**BC242502****Explanation:**

Firmware error.

**Response:**

The FRU callouts are calculated at the time of the failure. See the error log for the actual replacement strategy.

---

**BC242503****Explanation:**

Firmware error during IPMI event handling.

**Response:**

The FRU callouts are calculated at the time of the failure. See the error log for the actual replacement strategy.

---

**BC242504****Explanation:**

During processor/memory subsystem initialization, an error was encountered: Command not valid for this sensor.

**Response:**

The FRU callouts are calculated at the time of the failure. See the error log for the actual replacement strategy.

---

**BC242505****Explanation:**

During processor/memory subsystem initialization, an error was encountered: Set sensor reading command failed.

**Response:**

The FRU callouts are calculated at the time of the failure. See the error log for the actual replacement strategy.

---

**BC242506****Explanation:**

During processor/memory subsystem initialization, an error was encountered: Set sensor reading command failed.

**Response:**

The FRU callouts are calculated at the time of the failure. See the error log for the actual replacement strategy.

---

**BC242507****Explanation:**

During processor/memory subsystem initialization, an error was encountered: Requested sensor is not present.

**Response:**

The FRU callouts are calculated at the time of the failure. See the error log for the actual replacement strategy.

---

**BC242508**

**Explanation:**

During processor/memory subsystem initialization, an error was encountered: Set sensor reading command failed.

**Response:**

The FRU callouts are calculated at the time of the failure. See the error log for the actual replacement strategy.

---

**BC242509****Explanation:**

Unexpected IPMI completion code from the BMC.

**Response:**

The FRU callouts are calculated at the time of the failure. See the error log for the actual replacement strategy.

---

**BC24250A****Explanation:**

The DCMI command to retrieve the power limit data from the BMC has failed, the user defined power limit cannot be applied.

**Response:**

The FRU callouts are calculated at the time of the failure. See the error log for the actual replacement strategy.

---

**BC24250B****Explanation:**

Request to get sensor reading IPMI completion code can be seen in userdata1 field of the log.

**Response:**

The FRU callouts are calculated at the time of the failure. See the error log for the actual replacement strategy.

---

**BC24250C****Explanation:**

During processor/memory subsystem initialization, an error was encountered: Request to get sensor type form the bmc failed.

**Response:**

The FRU callouts are calculated at the time of the failure. See the error log for the actual replacement strategy.

---

**BC24250D****Explanation:**

Unable to determine sensor information.

**Response:**

The FRU callouts are calculated at the time of the failure. See the error log for the actual replacement strategy.

---

**BC24250E****Explanation:**

During processor/memory subsystem initialization, an error was encountered: VPD data is invalid size.

**Response:**

The FRU callouts are calculated at the time of the failure. See the error log for the actual replacement strategy.

---

**BC24250F****Explanation:**

The passed in sensor number is not valid.

**Response:**

The FRU callouts are calculated at the time of the failure. See the error log for the actual replacement strategy.

---

**BC242510****Explanation:**

Unable to find a valid sensor setting.

**Response:**

The FRU callouts are calculated at the time of the failure. See the error log for the actual replacement strategy.

---

**BC242601****Explanation:**

During processor/memory subsystem initialization, an error was encountered: OCC is not valid.

**Response:**

The FRU callouts are calculated at the time of the failure. See the error log for the actual replacement strategy.

---

**BC242605****Explanation:**

During processor/memory subsystem initialization, an error was encountered: OCC not ready for target state.

**Response:**

The FRU callouts are calculated at the time of the failure. See the error log for the actual replacement strategy.

---

**BC24260E****Explanation:**

During processor/memory subsystem initialization, an error was encountered: Unable to send cmd to OCC exception.

**Response:**

The FRU callouts are calculated at the time of the failure. See the error log for the actual replacement strategy.

---

**BC242616****Explanation:**

During processor/memory subsystem initialization, an error was encountered: Homer pointer is nullptr, unable to communicate with the OCCs. Leaving system in safe mode.

**Response:**

The FRU callouts are calculated at the time of the failure. See the error log for the actual replacement strategy.

---

**BC242618**

**Explanation:**

During processor/memory subsystem initialization, an error was encountered: Invalid response length received.

**Response:**

The FRU callouts are calculated at the time of the failure. See the error log for the actual replacement strategy.

---

**BC242619**

**Explanation:**

During processor/memory subsystem initialization, an error was encountered: OCC response had checksum failure.

**Response:**

The FRU callouts are calculated at the time of the failure. See the error log for the actual replacement strategy.

---

**BC24261B**

**Explanation:**

During processor/memory subsystem initialization, an error was encountered: Invalid length in OCC response.

**Response:**

The FRU callouts are calculated at the time of the failure. See the error log for the actual replacement strategy.

---

**BC24261C**

**Explanation:**

During processor/memory subsystem initialization, an error was encountered: Invalid POLL response length.

**Response:**

The FRU callouts are calculated at the time of the failure. See the error log for the actual replacement strategy.

---

**BC24261D**

**Explanation:**

During processor/memory subsystem initialization, an error was encountered: Bad FRU data received in OCC error log.

**Response:**

The FRU callouts are calculated at the time of the failure. See the error log for the actual replacement strategy.

---

**BC242622**

**Explanation:**

During processor/memory subsystem initialization, an error was encountered: Invalid role is POLL response.

**Response:**

The FRU callouts are calculated at the time of the failure. See the error log for the actual replacement strategy.

---

**BC242623**

**Explanation:**

During processor/memory subsystem initialization, an error was encountered: Invalid OCC state requested.

**Response:**

The FRU callouts are calculated at the time of the failure. See the error log for the actual replacement strategy.

---

**BC242624**

**Explanation:**

During processor/memory subsystem initialization, an error was encountered: OCC comm not established or command is not supported.

**Response:**

The FRU callouts are calculated at the time of the failure. See the error log for the actual replacement strategy.

---

**BC242625**

**Explanation:**

During processor/memory subsystem initialization, an error was encountered: OCCs were not loaded/started successfully.

**Response:**

The FRU callouts are calculated at the time of the failure. See the error log for the actual replacement strategy.

---

**BC242626**

**Explanation:**

During processor/memory subsystem initialization, an error was encountered: OCC did not change to requested state.

**Response:**

The FRU callouts are calculated at the time of the failure. See the error log for the actual replacement strategy.

---

**BC242635**

**Explanation:**

During processor/memory subsystem initialization, an error was encountered: Timeout waiting for OCC response.

**Response:**

The FRU callouts are calculated at the time of the failure. See the error log for the actual replacement strategy.

---

**BC242645**

**Explanation:**

During processor/memory subsystem initialization, an error was encountered: No OCC target found for proc Target,.

**Response:**

The FRU callouts are calculated at the time of the failure. See the error log for the actual replacement strategy.

---

**BC242655**

**Explanation:**

During processor/memory subsystem initialization, an error was encountered: No OCC master was found.

**Response:**

The FRU callouts are calculated at the time of the failure. See the error log for the actual replacement strategy.

---

**BC242656**

**Explanation:**

During processor/memory subsystem initialization, an error was encountered: OCC reset threshold reached. Leaving OCCs in reset state.

**Response:**

The FRU callouts are calculated at the time of the failure. See the error log for the actual replacement strategy.

---

**BC242663**

**Explanation:**

During processor/memory subsystem initialization, an error was encountered: Invalid OCC error log data.

**Response:**

The FRU callouts are calculated at the time of the failure. See the error log for the actual replacement strategy.

---

**BC24267D**

**Explanation:**

During processor/memory subsystem initialization, an error was encountered: Bad FRU data received in OCC error log.

**Response:**

The FRU callouts are calculated at the time of the failure. See the error log for the actual replacement strategy.

---

**BC24267F**

**Explanation:**

During processor/memory subsystem initialization, an error was encountered: No FRU callouts found for non-info OCC Error.

**Response:**

The FRU callouts are calculated at the time of the failure. See the error log for the actual replacement strategy.

---

**BC242701**

**Explanation:**

During processor/memory subsystem initialization, an error was encountered: Invalid operation type.

**Response:**

The FRU callouts are calculated at the time of the failure. See the error log for the actual replacement strategy.

---

**BC242702**

**Explanation:**

A problem was detected during the IPL of the system: Device type not supported.

**Response:**

The FRU callouts are calculated at the time of the failure. See the error log for the actual replacement strategy.

---

**BC242703**

**Explanation:**

During processor/memory subsystem initialization, an error was encountered: TPM attribute was not found.

**Response:**

The FRU callouts are calculated at the time of the failure. See the error log for the actual replacement strategy.

---

**BC242705**

**Explanation:**

During processor/memory subsystem initialization, an error was encountered: I2C master entity path doesn't exist.

**Response:**

The FRU callouts are calculated at the time of the failure. See the error log for the actual replacement strategy.

---

**BC242706**

**Explanation:**

During processor/memory subsystem initialization, an error was encountered: I2C master path target is null.

**Response:**



The FRU callouts are calculated at the time of the failure. See the error log for the actual replacement strategy.

---

**BC242707****Explanation:**

During processor/memory subsystem initialization, an error was encountered: Invalid address offset size.

**Response:**

The FRU callouts are calculated at the time of the failure. See the error log for the actual replacement strategy.

---

**BC242708****Explanation:**

A problem occurred during the IPL of the system: TPM buffer is too large.

**Response:**

The FRU callouts are calculated at the time of the failure. See the error log for the actual replacement strategy.

---

**BC242709****Explanation:**

A problem occurred during the IPL of the system: TPM underflow.

**Response:**

The FRU callouts are calculated at the time of the failure. See the error log for the actual replacement strategy.

---

**BC24270A****Explanation:**

A problem occurred during the IPL of the system: TPM timeout.

**Response:**

The FRU callouts are calculated at the time of the failure. See the error log for the actual replacement strategy.

---

**BC24270B****Explanation:**

During processor/memory subsystem initialization, an error was encountered: Invalid operation type.

**Response:**

The FRU callouts are calculated at the time of the failure. See the error log for the actual replacement strategy.

---

**BC24270C****Explanation:**

During processor/memory subsystem initialization, an error was encountered: Invalid address offset size.

**Response:**

The FRU callouts are calculated at the time of the failure. See the error log for the actual replacement strategy.

---

**BC24270D****Explanation:**

A trusted platform module (TPM) that was expected to be present was not detected properly.

**Response:**

The FRU callouts are calculated at the time of the failure. See the error log for the actual replacement strategy.

---

**BC24270E****Explanation:**

Trusted boot problem detected.

**Response:**

The FRU callouts are calculated at the time of the failure. See the error log for the actual replacement strategy.

---

**BC24270F****Explanation:**

Trusted boot problem detected.

**Response:**

The FRU callouts are calculated at the time of the failure. See the error log for the actual replacement strategy.

---

**BC242710****Explanation:**

Unexpected trusted boot related failure.

**Response:**

The FRU callouts are calculated at the time of the failure. See the error log for the actual replacement strategy.

---

**BC242711****Explanation:**

Unexpected trusted boot related failure.

**Response:**

The FRU callouts are calculated at the time of the failure. See the error log for the actual replacement strategy.

---

**BC242801****Explanation:**

Firmware error communicating with boot device.

**Response:**

The FRU callouts are calculated at the time of the failure. See the error log for the actual replacement strategy.

---

**BC242802****Explanation:**

Firmware error communicating with boot device.

**Response:**

The FRU callouts are calculated at the time of the failure. See the error log for the actual replacement strategy.

---

**BC242803**

**Explanation:**

Firmware error communicating with boot device.

**Response:**

The FRU callouts are calculated at the time of the failure. See the error log for the actual replacement strategy.

---

**BC242804**

**Explanation:**

Firmware error communicating with boot device.

**Response:**

The FRU callouts are calculated at the time of the failure. See the error log for the actual replacement strategy.

---

**BC242806**

**Explanation:**

Firmware logic bug detected.

**Response:**

The FRU callouts are calculated at the time of the failure. See the error log for the actual replacement strategy.

---

**BC242810**

**Explanation:**

During processor/memory subsystem initialization, an error was encountered: Timeout waiting for upstream FIFO to have room to write.

**Response:**

The FRU callouts are calculated at the time of the failure. See the error log for the actual replacement strategy.

---

**BC242811**

**Explanation:**

During processor/memory subsystem initialization, an error was encountered: EOT not received before downstream buffer full.

**Response:**

The FRU callouts are calculated at the time of the failure. See the error log for the actual replacement strategy.

---

**BC242812**

**Explanation:**

During processor/memory subsystem initialization, an error was encountered: The distance to the status header is not within the response buffer.

**Response:**

The FRU callouts are calculated at the time of the failure. See the error log for the actual replacement strategy.

---

**BC242813**

**Explanation:**

During processor/memory subsystem initialization, an error was encountered: Status header does not start with magic number or non-zero primary or secondary status.

**Response:**

The FRU callouts are calculated at the time of the failure. See the error log for the actual replacement strategy.

---

**BC242814**

**Explanation:**

During processor/memory subsystem initialization, an error was encountered: Timeout waiting for downstream FIFO to have data to receive.

**Response:**

The FRU callouts are calculated at the time of the failure. See the error log for the actual replacement strategy.

---

**BC242815**

**Explanation:**

Firmware error communicating with boot device.

**Response:**

The FRU callouts are calculated at the time of the failure. See the error log for the actual replacement strategy.

---

**BC242816**

**Explanation:**

Firmware error communicating with boot device.

**Response:**

The FRU callouts are calculated at the time of the failure. See the error log for the actual replacement strategy.

---

**BC242817**

**Explanation:**

Firmware error communicating with boot device.

**Response:**

The FRU callouts are calculated at the time of the failure. See the error log for the actual replacement strategy.

---

**BC242818**

**Explanation:**

Firmware error communicating with boot device.

**Response:**

The FRU callouts are calculated at the time of the failure. See the error log for the actual replacement strategy.

---

**BC242819****Explanation:**

Firmware error communicating with boot device.

**Response:**

The FRU callouts are calculated at the time of the failure. See the error log for the actual replacement strategy.

---

**BC24281A****Explanation:**

During processor/memory subsystem initialization, an error was encountered: If the size of the FFDC package exceeds our allocated buffer size, we log it.

**Response:**

The FRU callouts are calculated at the time of the failure. See the error log for the actual replacement strategy.

---

**BC242831****Explanation:**

Firmware error communicating with boot device.

**Response:**

The FRU callouts are calculated at the time of the failure. See the error log for the actual replacement strategy.

---

**BC242832****Explanation:**

Firmware error communicating with boot device.

**Response:**

The FRU callouts are calculated at the time of the failure. See the error log for the actual replacement strategy.

---

**BC242833****Explanation:**

Firmware error communicating with boot device.

**Response:**

The FRU callouts are calculated at the time of the failure. See the error log for the actual replacement strategy.

---

**BC242834****Explanation:**

Firmware error communicating with boot device.

**Response:**

The FRU callouts are calculated at the time of the failure. See the error log for the actual replacement strategy.

---

**BC242835****Explanation:**

Firmware error communicating with boot device.

**Response:**

The FRU callouts are calculated at the time of the failure. See the error log for the actual replacement strategy.

---

**BC242836****Explanation:**

Firmware error communicating with boot device.

**Response:**

The FRU callouts are calculated at the time of the failure. See the error log for the actual replacement strategy.

---

**BC242837****Explanation:**

Firmware error communicating with boot device.

**Response:**

The FRU callouts are calculated at the time of the failure. See the error log for the actual replacement strategy.

---

**BC242838****Explanation:**

Firmware error communicating with boot device.

**Response:**

The FRU callouts are calculated at the time of the failure. See the error log for the actual replacement strategy.

---

**BC242839****Explanation:**

Firmware error communicating with boot device.

**Response:**

The FRU callouts are calculated at the time of the failure. See the error log for the actual replacement strategy.

---

**BC24283A****Explanation:**

Firmware error communicating with boot device.

**Response:**

The FRU callouts are calculated at the time of the failure. See the error log for the actual replacement strategy.

---

**BC24283B****Explanation:**

Firmware error communicating with boot device.

**Response:**

The FRU callouts are calculated at the time of the failure. See the error log for the actual replacement strategy.

---

**BC24283C****Explanation:**

Firmware error communicating with boot device.

**Response:**

The FRU callouts are calculated at the time of the failure. See the error log for the actual replacement strategy.

---

**BC24283D****Explanation:**

During processor/memory subsystem initialization, an error was encountered: Unable to inform OPAL of SBE failure.

**Response:**

The FRU callouts are calculated at the time of the failure. See the error log for the actual replacement strategy.

---

**BC242850****Explanation:**

A problem occurred during the IPL.

**Response:**

The FRU callouts are calculated at the time of the failure. See the error log for the actual replacement strategy.

---

**BC242851****Explanation:**

A problem occurred during the IPL.

**Response:**

The FRU callouts are calculated at the time of the failure. See the error log for the actual replacement strategy.

---

**BC242852****Explanation:**

During processor/memory subsystem initialization, an error was encountered: SBE booted from unexpected side.

**Response:**

The FRU callouts are calculated at the time of the failure. See the error log for the actual replacement strategy.

---

**BC242853****Explanation:**

During processor/memory subsystem initialization, an error was encountered: There is no recovery action on the SBE. We're garding this proc.

**Response:**

The FRU callouts are calculated at the time of the failure. See the error log for the actual replacement strategy.

---

**BC242854****Explanation:**

The SBE did not start, we will attempt a reboot if possible.

**Response:**

The FRU callouts are calculated at the time of the failure. See the error log for the actual replacement strategy.

---

**BC242856****Explanation:**

During processor/memory subsystem initialization, an error was encountered: This function was called incorrectly or there is a new enum that is not handled yet.

**Response:**

The FRU callouts are calculated at the time of the failure. See the error log for the actual replacement strategy.

---

**BC242857****Explanation:**

FFDC associated with boot device failing to boot.

**Response:**

The FRU callouts are calculated at the time of the failure. See the error log for the actual replacement strategy.

---

**BC242858****Explanation:**

A processor in the system has failed to initialize.

**Response:**

The FRU callouts are calculated at the time of the failure. See the error log for the actual replacement strategy.

---

**BC24285B****Explanation:**

Extra FFDC gathered, marked information event.

**Response:**

The FRU callouts are calculated at the time of the failure. See the error log for the actual replacement strategy.

---

**BC24285C****Explanation:**

Processor Error.

**Response:**

The FRU callouts are calculated at the time of the failure. See the error log for the actual replacement strategy.

---

**BC24285D****Explanation:**

Processor Error.

**Response:**

The FRU callouts are calculated at the time of the failure. See the error log for the actual replacement strategy.

---

**BC24285E**

**Explanation:**

Processor Error.

**Response:**

The FRU callouts are calculated at the time of the failure. See the error log for the actual replacement strategy.

---

**BC24285F**

**Explanation:**

During processor/memory subsystem initialization, an error was encountered: Call to PSU Chip Op returned an unexpected message type.

**Response:**

The FRU callouts are calculated at the time of the failure. See the error log for the actual replacement strategy.

---

**BC242861**

**Explanation:**

During processor/memory subsystem initialization, an error was encountered: Could not register mailbox message queue.

**Response:**

The FRU callouts are calculated at the time of the failure. See the error log for the actual replacement strategy.

---

**BC242862**

**Explanation:**

Processor Error.

**Response:**

The FRU callouts are calculated at the time of the failure. See the error log for the actual replacement strategy.

---

**BC242BA0**

**Explanation:**

Failure detected in security subsystem.

**Response:**

The FRU callouts are calculated at the time of the failure. See the error log for the actual replacement strategy.

---

**BC242BA2**

**Explanation:**

Failure detected in security subsystem.

**Response:**

The FRU callouts are calculated at the time of the failure. See the error log for the actual replacement strategy.

---

**BC242BA3**

**Explanation:**

Failure detected in security subsystem.

**Response:**

The FRU callouts are calculated at the time of the failure. See the error log for the actual replacement strategy.

---

**BC242BA4**

**Explanation:**

Failure detected in security subsystem.

**Response:**

The FRU callouts are calculated at the time of the failure. See the error log for the actual replacement strategy.

---

**BC242BA5**

**Explanation:**

Failure detected in security subsystem.

**Response:**

The FRU callouts are calculated at the time of the failure. See the error log for the actual replacement strategy.

---

**BC242BA6**

**Explanation:**

Failure detected in security subsystem.

**Response:**

The FRU callouts are calculated at the time of the failure. See the error log for the actual replacement strategy.

---

**BC242BA7**

**Explanation:**

Failure detected in security subsystem.

**Response:**

The FRU callouts are calculated at the time of the failure. See the error log for the actual replacement strategy.

---

**BC242BA8**

**Explanation:**

Failure detected in security subsystem.

**Response:**

The FRU callouts are calculated at the time of the failure. See the error log for the actual replacement strategy.

---

**BC242BA9**

**Explanation:**

During processor/memory subsystem initialization, an error was encountered: Unmarshal error while replaying tpm log.

**Response:**

The FRU callouts are calculated at the time of the failure. See the error log for the actual replacement strategy.

---

**BC242BAA**

**Explanation:**

TPM log overflow.

**Response:**

The FRU callouts are calculated at the time of the failure. See the error log for the actual replacement strategy.

---

**BC242BAB**

**Explanation:**

TPM log operation failure.

**Response:**

The FRU callouts are calculated at the time of the failure. See the error log for the actual replacement strategy.

---

**BC242BAC**

**Explanation:**

TPM log buffer init failure.

**Response:**

The FRU callouts are calculated at the time of the failure. See the error log for the actual replacement strategy.

---

**BC242BAD**

**Explanation:**

The system is configured for Secure Boot and trusted platform module required mode; at least one functional trusted platform module is required to boot the system, but none are available. Therefore, the system will terminate. Trusted platform module required mode may be disabled via the appropriate systems management interface to allow platform boot without the remote trusted attestation capability. Look for other errors which call out the trusted platform module and follow the repair actions for these errors.

**Response:**

The FRU callouts are calculated at the time of the failure. See the error log for the actual replacement strategy.

---

**BC242BAE**

**Explanation:**

Failure detected in security subsystem.

**Response:**

The FRU callouts are calculated at the time of the failure. See the error log for the actual replacement strategy.

---

**BC242BAF**

**Explanation:**

Failure detected in security subsystem.

**Response:**

The FRU callouts are calculated at the time of the failure. See the error log for the actual replacement strategy.

---

**BC242BB0**

**Explanation:**

TPM log invalid format.

**Response:**

The FRU callouts are calculated at the time of the failure. See the error log for the actual replacement strategy.

---

**BC242BB1**

**Explanation:**

Firmware error during system boot.

**Response:**

The FRU callouts are calculated at the time of the failure. See the error log for the actual replacement strategy.

---

**BC242BB2**

**Explanation:**

Firmware error during system boot.

**Response:**

The FRU callouts are calculated at the time of the failure. See the error log for the actual replacement strategy.

---

**BC242BB3**

**Explanation:**

Firmware error during system boot.

**Response:**

The FRU callouts are calculated at the time of the failure. See the error log for the actual replacement strategy.

---

**BC242BB4**

**Explanation:**

Platform security problem detected.

**Response:**

The FRU callouts are calculated at the time of the failure. See the error log for the actual replacement strategy.

---

**BC242BB5**

**Explanation:**

Failure detected in security subsystem.

**Response:**

The FRU callouts are calculated at the time of the failure. See the error log for the actual replacement strategy.

---

**BC242BB7****Explanation:**

Trusted Boot failure.

**Response:**

The FRU callouts are calculated at the time of the failure. See the error log for the actual replacement strategy.

---

**BC242BB8****Explanation:**

Trusted boot failure.

**Response:**

The FRU callouts are calculated at the time of the failure. See the error log for the actual replacement strategy.

---

**BC242BB9****Explanation:**

Trusted boot failure.

**Response:**

The FRU callouts are calculated at the time of the failure. See the error log for the actual replacement strategy.

---

**BC242BBA****Explanation:**

Trusted boot failure.

**Response:**

The FRU callouts are calculated at the time of the failure. See the error log for the actual replacement strategy.

---

**BC242BBB****Explanation:**

Trusted boot failure.

**Response:**

The FRU callouts are calculated at the time of the failure. See the error log for the actual replacement strategy.

---

**BC242BBC****Explanation:**

Trusted boot failure.

**Response:**

The FRU callouts are calculated at the time of the failure. See the error log for the actual replacement strategy.

---

**BC242BBD****Explanation:**

trustedboot failure.

**Response:**

The FRU callouts are calculated at the time of the failure. See the error log for the actual replacement strategy.

---

**BC243325****Explanation:**

During processor/memory subsystem initialization, an error was encountered: Unable to resolve other end of xbus.

**Response:**

The FRU callouts are calculated at the time of the failure. See the error log for the actual replacement strategy.

---

**BC243326****Explanation:**

During processor/memory subsystem initialization, an error was encountered: Unable to resolve other end of xbus.

**Response:**

The FRU callouts are calculated at the time of the failure. See the error log for the actual replacement strategy.

---

**BC243327****Explanation:**

Firmware Error.

**Response:**

The FRU callouts are calculated at the time of the failure. See the error log for the actual replacement strategy.

---

**BC243328****Explanation:**

Firmware Error.

**Response:**

The FRU callouts are calculated at the time of the failure. See the error log for the actual replacement strategy.

---

**BC243329****Explanation:**

Firmware Error.

**Response:**

The FRU callouts are calculated at the time of the failure. See the error log for the actual replacement strategy.

---

**BC24332A****Explanation:**

Firmware Error.

**Response:**

The FRU callouts are calculated at the time of the failure. See the error log for the actual replacement strategy.

---

**BC24332B****Explanation:**

Firmware Error.

**Response:**

The FRU callouts are calculated at the time of the failure. See the error log for the actual replacement strategy.

---

**BC24332C****Explanation:**

Firmware Error.

**Response:**

The FRU callouts are calculated at the time of the failure. See the error log for the actual replacement strategy.

---

**BC24332D****Explanation:**

Firmware Error.

**Response:**

The FRU callouts are calculated at the time of the failure. See the error log for the actual replacement strategy.

---

**BC24332E****Explanation:**

Firmware Error.

**Response:**

The FRU callouts are calculated at the time of the failure. See the error log for the actual replacement strategy.

---

**BC24332F****Explanation:**

Firmware Error.

**Response:**

The FRU callouts are calculated at the time of the failure. See the error log for the actual replacement strategy.

---

**BC243330****Explanation:**

Firmware Error.

**Response:**

The FRU callouts are calculated at the time of the failure. See the error log for the actual replacement strategy.

---

**BC243331****Explanation:**

Firmware Error.

**Response:**

The FRU callouts are calculated at the time of the failure. See the error log for the actual replacement strategy.

---

**BC243332****Explanation:**

Firmware Error.

**Response:**

The FRU callouts are calculated at the time of the failure. See the error log for the actual replacement strategy.

---

**BC243333****Explanation:**

Firmware Error.

**Response:**

The FRU callouts are calculated at the time of the failure. See the error log for the actual replacement strategy.

---

**BC243334****Explanation:**

During processor/memory subsystem initialization, an error was encountered: platGetMBvpdMemoryDataVersion could not find the expected 1 mba from the passed dimm target.

**Response:**

The FRU callouts are calculated at the time of the failure. See the error log for the actual replacement strategy.

---

**BC243335****Explanation:**

During processor/memory subsystem initialization, an error was encountered: platGetMBvpdMemoryDataVersion could not find an mba parent target from the passed in dimm target.

**Response:**

The FRU callouts are calculated at the time of the failure. See the error log for the actual replacement strategy.

---

**BC243336****Explanation:**

During processor/memory subsystem initialization, an error was encountered: platGetMBvpdMemoryDataVersion could not find any child mba's from the passed in target of type TYPE\_MEMBUF.

**Response:**

The FRU callouts are calculated at the time of the failure. See the error log for the actual replacement strategy.

---

**BC243337**



**Explanation:**

During processor/memory subsystem initialization, an error was encountered: platGetMBvpdMemoryDataVersion requires a target of type TYPE\_MBA or TYPE\_MEMBUF.

**Response:**

The FRU callouts are calculated at the time of the failure. See the error log for the actual replacement strategy.

---

**BC243339****Explanation:**

Internal firmware error.

**Response:**

The FRU callouts are calculated at the time of the failure. See the error log for the actual replacement strategy.

---

**BC24333E****Explanation:**

Internal firmware error.

**Response:**

The FRU callouts are calculated at the time of the failure. See the error log for the actual replacement strategy.

---

**BC243340****Explanation:**

Internal firmware error.

**Response:**

The FRU callouts are calculated at the time of the failure. See the error log for the actual replacement strategy.

---

**BC243343****Explanation:**

Internal firmware error.

**Response:**

The FRU callouts are calculated at the time of the failure. See the error log for the actual replacement strategy.

---

**BC243403****Explanation:**

A problem occurred while running processor boot code.

**Response:**

The FRU callouts are calculated at the time of the failure. See the error log for the actual replacement strategy.

---

**BC243404****Explanation:**

A problem occurred while running processor boot code.

**Response:**

The FRU callouts are calculated at the time of the failure. See the error log for the actual replacement strategy.

---

**BC243405****Explanation:**

A problem occurred while running processor boot code.

**Response:**

The FRU callouts are calculated at the time of the failure. See the error log for the actual replacement strategy.

---

**BC243406****Explanation:**

A problem occurred while running processor boot code.

**Response:**

The FRU callouts are calculated at the time of the failure. See the error log for the actual replacement strategy.

---

**BC243407****Explanation:**

A problem occurred while running processor boot code.

**Response:**

The FRU callouts are calculated at the time of the failure. See the error log for the actual replacement strategy.

---

**BC243408****Explanation:**

A problem occurred while running processor boot code.

**Response:**

The FRU callouts are calculated at the time of the failure. See the error log for the actual replacement strategy.

---

**BC243409****Explanation:**

A problem occurred while running processor boot code.

**Response:**

The FRU callouts are calculated at the time of the failure. See the error log for the actual replacement strategy.

---

**BC24340A****Explanation:**

A problem occurred while running processor boot code.

**Response:**

The FRU callouts are calculated at the time of the failure. See the error log for the actual replacement strategy.

---

**BC24340B****Explanation:**

A problem occurred while running processor boot code.

**Response:**

The FRU callouts are calculated at the time of the failure. See the error log for the actual replacement strategy.

---

**BC24340C****Explanation:**

A problem occurred while running processor boot code.

**Response:**

The FRU callouts are calculated at the time of the failure. See the error log for the actual replacement strategy.

---

**BC24340F****Explanation:**

Failed to load boot firmware.

**Response:**

The FRU callouts are calculated at the time of the failure. See the error log for the actual replacement strategy.

---

**BC243501****Explanation:**

During processor/memory subsystem initialization, an error was encountered: Invalid operation type.

**Response:**

The FRU callouts are calculated at the time of the failure. See the error log for the actual replacement strategy.

---

**BC243502****Explanation:**

A problem was detected during the IPL of the system: Device type not supported.

**Response:**

The FRU callouts are calculated at the time of the failure. See the error log for the actual replacement strategy.

---

**BC243503****Explanation:**

During processor/memory subsystem initialization, an error was encountered: NVDIMM attribute was not found.

**Response:**

The FRU callouts are calculated at the time of the failure. See the error log for the actual replacement strategy.

---

**BC243505****Explanation:**

During processor/memory subsystem initialization, an error was encountered: I2C master entity path doesn't exist.

**Response:**

The FRU callouts are calculated at the time of the failure. See the error log for the actual replacement strategy.

---

**BC243506****Explanation:**

During processor/memory subsystem initialization, an error was encountered: I2C master path target is null.

**Response:**

The FRU callouts are calculated at the time of the failure. See the error log for the actual replacement strategy.

---

**BC243507****Explanation:**

During processor/memory subsystem initialization, an error was encountered: Invalid address offset size.

**Response:**

The FRU callouts are calculated at the time of the failure. See the error log for the actual replacement strategy.

---

**BC243508****Explanation:**

A problem occurred during the IPL of the system: I2C buffer offset is too large.

**Response:**

The FRU callouts are calculated at the time of the failure. See the error log for the actual replacement strategy.

---

**BC243509****Explanation:**

During processor/memory subsystem initialization, an error was encountered: I2C write page size is zero.

**Response:**

The FRU callouts are calculated at the time of the failure. See the error log for the actual replacement strategy.

---

**BC24350A****Explanation:**

During processor/memory subsystem initialization, an error was encountered: NVDIMM register offset out of bound.

**Response:**

The FRU callouts are calculated at the time of the failure. See the error log for the actual replacement strategy.

---

**BC24350D****Explanation:**

NVDIMM timed out.

**Response:**

The FRU callouts are calculated at the time of the failure. See the error log for the actual replacement strategy.

---

**BC24350E****Explanation:**

NVDIMM timed out.

**Response:**

The FRU callouts are calculated at the time of the failure. See the error log for the actual replacement strategy.

---

**BC24350F****Explanation:**

NVDIMM timed out.

**Response:**

The FRU callouts are calculated at the time of the failure. See the error log for the actual replacement strategy.

---

**BC243512****Explanation:**

NVDIMM encountered error setting the energy source policy.

**Response:**

The FRU callouts are calculated at the time of the failure. See the error log for the actual replacement strategy.

---

**BC243516****Explanation:**

Encountered error performing internal operation on NVDIMM.

**Response:**

The FRU callouts are calculated at the time of the failure. See the error log for the actual replacement strategy.

---

**BC243517****Explanation:**

NVDIMM timed out.

**Response:**

The FRU callouts are calculated at the time of the failure. See the error log for the actual replacement strategy.

---

**BC243518****Explanation:**

NVDIMM encountered error arming save trigger.

**Response:**

The FRU callouts are calculated at the time of the failure. See the error log for the actual replacement strategy.

---

**BC243519****Explanation:**

NVDIMM error erasing data image.

**Response:**

The FRU callouts are calculated at the time of the failure. See the error log for the actual replacement strategy.

---

**BC24351A****Explanation:**

NVDIMM failed to restore data.

**Response:**

The FRU callouts are calculated at the time of the failure. See the error log for the actual replacement strategy.

---

**BC24351B****Explanation:**

NVDIMM not ready.

**Response:**

The FRU callouts are calculated at the time of the failure. See the error log for the actual replacement strategy.

---

**BC24351C****Explanation:**

Internal firmware error.

**Response:**

The FRU callouts are calculated at the time of the failure. See the error log for the actual replacement strategy.

---

**BC24351D****Explanation:**

NVDIMM not updated.

**Response:**

The FRU callouts are calculated at the time of the failure. See the error log for the actual replacement strategy.

---

**BC24351E****Explanation:**

NVDIMM not updated.

**Response:**

The FRU callouts are calculated at the time of the failure. See the error log for the actual replacement strategy.

---

**BC24351F****Explanation:**

NVDIMM not updated.

**Response:**

The FRU callouts are calculated at the time of the failure. See the error log for the actual replacement strategy.

---

**BC243520****Explanation:**

NVDIMM not updated.

**Response:**

The FRU callouts are calculated at the time of the failure. See the error log for the actual replacement strategy.

---

**BC243521****Explanation:**

NVDIMM not updated.

**Response:**

The FRU callouts are calculated at the time of the failure. See the error log for the actual replacement strategy.

---

**BC243522****Explanation:**

NVDIMM not updated.

**Response:**

The FRU callouts are calculated at the time of the failure. See the error log for the actual replacement strategy.

---

**BC243523****Explanation:**

NVDIMM not updated.

**Response:**

The FRU callouts are calculated at the time of the failure. See the error log for the actual replacement strategy.

---

**BC243524****Explanation:**

NVDIMM not updated.

**Response:**

The FRU callouts are calculated at the time of the failure. See the error log for the actual replacement strategy.

---

**BC243525****Explanation:**

NVDIMM not updated.

**Response:**

The FRU callouts are calculated at the time of the failure. See the error log for the actual replacement strategy.

---

**BC243526****Explanation:**

NVDIMM not updated.

**Response:**

The FRU callouts are calculated at the time of the failure. See the error log for the actual replacement strategy.

---

**BC243527****Explanation:**

NVDIMM not updated.

**Response:**

The FRU callouts are calculated at the time of the failure. See the error log for the actual replacement strategy.

---

**BC243528****Explanation:**

NVDIMM update started.

**Response:**

The FRU callouts are calculated at the time of the failure. See the error log for the actual replacement strategy.

---

**BC243529****Explanation:**

NVDIMM was successfully updated.

**Response:**

The FRU callouts are calculated at the time of the failure. See the error log for the actual replacement strategy.

---

**BC24352A****Explanation:**

NVDIMM error generating encryption keys.

**Response:**

The FRU callouts are calculated at the time of the failure. See the error log for the actual replacement strategy.

---

**BC24352B****Explanation:**

NVDIMM error erasing data image.

**Response:**

The FRU callouts are calculated at the time of the failure. See the error log for the actual replacement strategy.

---

**BC24352C****Explanation:**

NVDIMM error during Catastrophic Save.

**Response:**

The FRU callouts are calculated at the time of the failure. See the error log for the actual replacement strategy.

---

**BC24352D**

**Explanation:**

NVDIMM failed module health status check.

**Response:**

The FRU callouts are calculated at the time of the failure. See the error log for the actual replacement strategy.

---

**BC24352E**

**Explanation:**

NVDIMM failed module health status check.

**Response:**

The FRU callouts are calculated at the time of the failure. See the error log for the actual replacement strategy.

---

**BC24352F**

**Explanation:**

NVDIMM failed module health status check.

**Response:**

The FRU callouts are calculated at the time of the failure. See the error log for the actual replacement strategy.

---

**BC243538**

**Explanation:**

NVDIMM failed module health status check.

**Response:**

The FRU callouts are calculated at the time of the failure. See the error log for the actual replacement strategy.

---

**BC24353E**

**Explanation:**

NVDIMM failed to enable event notificaitons.

**Response:**

The FRU callouts are calculated at the time of the failure. See the error log for the actual replacement strategy.

---

**BC24353F**

**Explanation:**

NVDIMM register error.

**Response:**

The FRU callouts are calculated at the time of the failure. See the error log for the actual replacement strategy.

---

**BC243540**

**Explanation:**

NVDIMM encryption error.

**Response:**

The FRU callouts are calculated at the time of the failure. See the error log for the actual replacement strategy.

---

**BC243541**

**Explanation:**

NVDIMM register error.

**Response:**

The FRU callouts are calculated at the time of the failure. See the error log for the actual replacement strategy.

---

**BC243542**

**Explanation:**

NVDIMM register error.

**Response:**

The FRU callouts are calculated at the time of the failure. See the error log for the actual replacement strategy.

---

**BC243543**

**Explanation:**

NVDIMM encryption error.

**Response:**

The FRU callouts are calculated at the time of the failure. See the error log for the actual replacement strategy.

---

**BC243544**

**Explanation:**

NVDIMM encryption error.

**Response:**

The FRU callouts are calculated at the time of the failure. See the error log for the actual replacement strategy.

---

**BC243545**

**Explanation:**

NVDIMM encryption error.

**Response:**

The FRU callouts are calculated at the time of the failure. See the error log for the actual replacement strategy.

---

**BC243546**

**Explanation:**

NVDIMM encryption error.

**Response:**

The FRU callouts are calculated at the time of the failure. See the error log for the actual replacement strategy.

---

---

**BC243548****Explanation:**

NVDIMM encryption error.

**Response:**

The FRU callouts are calculated at the time of the failure. See the error log for the actual replacement strategy.

---

**BC243549****Explanation:**

NVDIMM ES health check failed.

**Response:**

The FRU callouts are calculated at the time of the failure. See the error log for the actual replacement strategy.

---

**BC24354A****Explanation:**

NVDIMM ES health check failed.

**Response:**

The FRU callouts are calculated at the time of the failure. See the error log for the actual replacement strategy.

---

**BC24354B****Explanation:**

NVDIMM ES health check failed.

**Response:**

The FRU callouts are calculated at the time of the failure. See the error log for the actual replacement strategy.

---

**BC24354C****Explanation:**

NVDIMM ES health check failed.

**Response:**

The FRU callouts are calculated at the time of the failure. See the error log for the actual replacement strategy.

---

**BC24354D****Explanation:**

NVDIMM NVM health check failed.

**Response:**

The FRU callouts are calculated at the time of the failure. See the error log for the actual replacement strategy.

---

**BC24354E****Explanation:**

NVDIMM logging error.

**Response:**

The FRU callouts are calculated at the time of the failure. See the error log for the actual replacement strategy.

---

**BC24354F****Explanation:**

NVDIMM logging error.

**Response:**

The FRU callouts are calculated at the time of the failure. See the error log for the actual replacement strategy.

---

**BC243550****Explanation:**

NVDIMM incorrect firmware slot.

**Response:**

The FRU callouts are calculated at the time of the failure. See the error log for the actual replacement strategy.

---

**BC243551****Explanation:**

NVDIMM error during nvdimm erase.

**Response:**

The FRU callouts are calculated at the time of the failure. See the error log for the actual replacement strategy.

---

**BC243552****Explanation:**

NVDIMM failed the arm precheck and is unable to arm.

**Response:**

The FRU callouts are calculated at the time of the failure. See the error log for the actual replacement strategy.

---

**BC243553****Explanation:**

NVDIMM failed to ARM.

**Response:**

The FRU callouts are calculated at the time of the failure. See the error log for the actual replacement strategy.

---

**BC243554****Explanation:**

NVDIMM requires an arm retry.

**Response:**

The FRU callouts are calculated at the time of the failure. See the error log for the actual replacement strategy.

---

**BC243555****Explanation:**

NVDIMM not updated.

**Response:**

The FRU callouts are calculated at the time of the failure. See the error log for the actual replacement strategy.

---

**BC243556****Explanation:**

NVDIMM not running latest firmware level.

**Response:**

The FRU callouts are calculated at the time of the failure. See the error log for the actual replacement strategy.

---

**BC243557****Explanation:**

NVDIMM erase error.

**Response:**

The FRU callouts are calculated at the time of the failure. See the error log for the actual replacement strategy.

---

**BC243558****Explanation:**

NVDIMM erase error.

**Response:**

The FRU callouts are calculated at the time of the failure. See the error log for the actual replacement strategy.

---

**BC243601****Explanation:**

A problem occurred during the IPL of the system: Invalid data length for a SCOM operation.

**Response:**

The FRU callouts are calculated at the time of the failure. See the error log for the actual replacement strategy.

---

**BC243602****Explanation:**

A problem occurred during the IPL of the system: Invalid target type for a SCOM operation.

**Response:**

The FRU callouts are calculated at the time of the failure. See the error log for the actual replacement strategy.

---

**BC243603****Explanation:**

A problem occurred during the IPL of the system: Invalid operation type for a SCOM operation.

**Response:**

The FRU callouts are calculated at the time of the failure. See the error log for the actual replacement strategy.

---

**BC243604****Explanation:**

A problem occurred during the IPL of the system: Invalid address for a SCOM operation.

**Response:**

The FRU callouts are calculated at the time of the failure. See the error log for the actual replacement strategy.

---

**BC243701****Explanation:**

Unexpected memory subsystem firmware error.

**Response:**

The FRU callouts are calculated at the time of the failure. See the error log for the actual replacement strategy.

---

**BC243702****Explanation:**

Unexpected memory subsystem firmware error.

**Response:**

The FRU callouts are calculated at the time of the failure. See the error log for the actual replacement strategy.

---

**BC243703****Explanation:**

Unexpected memory subsystem firmware error.

**Response:**

The FRU callouts are calculated at the time of the failure. See the error log for the actual replacement strategy.

---

**BC243704****Explanation:**

Unexpected memory subsystem firmware error.

**Response:**

The FRU callouts are calculated at the time of the failure. See the error log for the actual replacement strategy.

---

**BC243705****Explanation:**

Unexpected memory subsystem firmware error.

**Response:**

The FRU callouts are calculated at the time of the failure. See the error log for the actual replacement strategy.

---

**BC243706****Explanation:**

Unexpected memory subsystem firmware error.

**Response:**

The FRU callouts are calculated at the time of the failure. See the error log for the actual replacement strategy.

---

**BC243707****Explanation:**

Unexpected memory subsystem firmware error.

**Response:**

The FRU callouts are calculated at the time of the failure. See the error log for the actual replacement strategy.

---

**BC243708****Explanation:**

Unexpected memory subsystem firmware error.

**Response:**

The FRU callouts are calculated at the time of the failure. See the error log for the actual replacement strategy.

---

**BC243709****Explanation:**

Unexpected memory subsystem firmware error.

**Response:**

The FRU callouts are calculated at the time of the failure. See the error log for the actual replacement strategy.

---

**BC24370A****Explanation:**

Unexpected memory subsystem firmware error.

**Response:**

The FRU callouts are calculated at the time of the failure. See the error log for the actual replacement strategy.

---

**BC243901****Explanation:**

Error occurred during system boot.

**Response:**

The FRU callouts are calculated at the time of the failure. See the error log for the actual replacement strategy.

---

**BC243902****Explanation:**

Error occurred during system boot.

**Response:**

The FRU callouts are calculated at the time of the failure. See the error log for the actual replacement strategy.

---

**BC244101****Explanation:**

A problem occurred during the IPL of the system:  
Internal Firmware Error.

**Response:**

The FRU callouts are calculated at the time of the failure. See the error log for the actual replacement strategy.

---

**BC244102****Explanation:**

A problem occurred during the IPL of the system:  
Internal Firmware Error.

**Response:**

The FRU callouts are calculated at the time of the failure. See the error log for the actual replacement strategy.

---

**BC244103****Explanation:**

Unexpected IPL firmware data format error.

**Response:**

The FRU callouts are calculated at the time of the failure. See the error log for the actual replacement strategy.

---

**BC244104****Explanation:**

Unexpected IPL firmware data format error.

**Response:**

The FRU callouts are calculated at the time of the failure. See the error log for the actual replacement strategy.

---

**BC244105****Explanation:**

Unexpected IPL firmware data format error.

**Response:**

The FRU callouts are calculated at the time of the failure. See the error log for the actual replacement strategy.

---

**BC244106****Explanation:**

Unsupported device found during firmware IPL.

**Response:**

The FRU callouts are calculated at the time of the failure. See the error log for the actual replacement strategy.

---

**BC244107****Explanation:**

Unexpected boot firmware data format error.

**Response:**



The FRU callouts are calculated at the time of the failure. See the error log for the actual replacement strategy.

---

**BC244108****Explanation:**

Unexpected IPL firmware data format error.

**Response:**

The FRU callouts are calculated at the time of the failure. See the error log for the actual replacement strategy.

---

**BC244109****Explanation:**

Unexpected IPL firmware data format error.

**Response:**

The FRU callouts are calculated at the time of the failure. See the error log for the actual replacement strategy.

---

**BC24410A****Explanation:**

PCIe hotplug controller flash update failure.

**Response:**

The FRU callouts are calculated at the time of the failure. See the error log for the actual replacement strategy.

---

**BC24410B****Explanation:**

PCIe hotplug controller flash update failure.

**Response:**

The FRU callouts are calculated at the time of the failure. See the error log for the actual replacement strategy.

---

**BC24410C****Explanation:**

A problem occurred during the IPL of the system:  
Internal Firmware Error.

**Response:**

The FRU callouts are calculated at the time of the failure. See the error log for the actual replacement strategy.

---

**BC24410D****Explanation:**

Unexpected IPL firmware data format error.

**Response:**

The FRU callouts are calculated at the time of the failure. See the error log for the actual replacement strategy.

---

**BC24430C****Explanation:**

A problem occurred during IPL of the system.

**Response:**

The FRU callouts are calculated at the time of the failure. See the error log for the actual replacement strategy.

---

**BC24430D****Explanation:**

A problem occurred during IPL of the system.

**Response:**

The FRU callouts are calculated at the time of the failure. See the error log for the actual replacement strategy.

---

**BC24430E****Explanation:**

A problem occurred during IPL of the system.

**Response:**

The FRU callouts are calculated at the time of the failure. See the error log for the actual replacement strategy.

---

**BC24430F****Explanation:**

A problem occurred during IPL of the system.

**Response:**

The FRU callouts are calculated at the time of the failure. See the error log for the actual replacement strategy.

---

**BC2443FB****Explanation:**

Informational log associated with DIMM updates.

**Response:**

The FRU callouts are calculated at the time of the failure. See the error log for the actual replacement strategy.

---

**BC2443FC****Explanation:**

Informational log associated with DIMM updates.

**Response:**

The FRU callouts are calculated at the time of the failure. See the error log for the actual replacement strategy.

---

**BC2443FD****Explanation:**

Informational log associated with DIMM updates.

**Response:**

The FRU callouts are calculated at the time of the failure. See the error log for the actual replacement strategy.

---

**BC2443FE**

**Explanation:**

Informational log associated with DIMM updates.

**Response:**

The FRU callouts are calculated at the time of the failure. See the error log for the actual replacement strategy.

---

**BC244601****Explanation:**

A problem occurred during the IPL of the system.

**Response:**

The FRU callouts are calculated at the time of the failure. See the error log for the actual replacement strategy.

---

**BC244705****Explanation:**

A problem occurred during the IPL of the system.

**Response:**

The FRU callouts are calculated at the time of the failure. See the error log for the actual replacement strategy.

---

**BC244708****Explanation:**

A problem occurred during the IPL of the system.

**Response:**

The FRU callouts are calculated at the time of the failure. See the error log for the actual replacement strategy.

---

**BC249001****Explanation:**

Firmware encountered an internal error while retrieving target data.

**Response:**

The FRU callouts are calculated at the time of the failure. See the error log for the actual replacement strategy.

---

**BC249002****Explanation:**

Firmware encountered an internal error while retrieving target data.

**Response:**

The FRU callouts are calculated at the time of the failure. See the error log for the actual replacement strategy.

---

**BC249003****Explanation:**

Firmware encountered an internal error while retrieving attribute data.

**Response:**

The FRU callouts are calculated at the time of the failure. See the error log for the actual replacement strategy.

---

**BC249004****Explanation:**

Firmware encountered an internal error while retrieving attribute data.

**Response:**

The FRU callouts are calculated at the time of the failure. See the error log for the actual replacement strategy.

---

**BC249005****Explanation:**

Firmware encountered an internal error.

**Response:**

The FRU callouts are calculated at the time of the failure. See the error log for the actual replacement strategy.

---

**BC249006****Explanation:**

Firmware encountered an internal error while retrieving target data.

**Response:**

The FRU callouts are calculated at the time of the failure. See the error log for the actual replacement strategy.

---

**BC24900A****Explanation:**

Firmware encountered an internal error.

**Response:**

The FRU callouts are calculated at the time of the failure. See the error log for the actual replacement strategy.

---

**BC24900B****Explanation:**

Firmware encountered an internal error.

**Response:**

The FRU callouts are calculated at the time of the failure. See the error log for the actual replacement strategy.

---

**BC24900D****Explanation:**

Firmware encountered an internal error.

**Response:**

The FRU callouts are calculated at the time of the failure. See the error log for the actual replacement strategy.

---

**BC24900E**

**Explanation:**

Firmware encountered an internal error.

**Response:**

The FRU callouts are calculated at the time of the failure. See the error log for the actual replacement strategy.

---

**BC24900F****Explanation:**

Firmware encountered an internal error.

**Response:**

The FRU callouts are calculated at the time of the failure. See the error log for the actual replacement strategy.

---

**BC249010****Explanation:**

Firmware encountered an internal error.

**Response:**

The FRU callouts are calculated at the time of the failure. See the error log for the actual replacement strategy.

---

**BC249011****Explanation:**

During processor/memory subsystem initialization, an error was encountered: Failed trying to add another entry to a mainstore area address range array.

**Response:**

The FRU callouts are calculated at the time of the failure. See the error log for the actual replacement strategy.

---

**BC249012****Explanation:**

During processor/memory subsystem initialization, an error was encountered: Attempted to add a RAM FRU for an invalid mainstore area.

**Response:**

The FRU callouts are calculated at the time of the failure. See the error log for the actual replacement strategy.

---

**BC249014****Explanation:**

Firmware encountered an internal error while retrieving target handle.

**Response:**

The FRU callouts are calculated at the time of the failure. See the error log for the actual replacement strategy.

---

**BC249015****Explanation:**

Firmware encountered an internal error.

**Response:**

The FRU callouts are calculated at the time of the failure. See the error log for the actual replacement strategy.

---

**BC249016****Explanation:**

Firmware encountered an internal error.

**Response:**

The FRU callouts are calculated at the time of the failure. See the error log for the actual replacement strategy.

---

**BC249017****Explanation:**

Firmware encountered an internal error.

**Response:**

The FRU callouts are calculated at the time of the failure. See the error log for the actual replacement strategy.

---

**BC249018****Explanation:**

Firmware encountered an internal error.

**Response:**

The FRU callouts are calculated at the time of the failure. See the error log for the actual replacement strategy.

---

**BC249019****Explanation:**

Firmware encountered an internal error.

**Response:**

The FRU callouts are calculated at the time of the failure. See the error log for the actual replacement strategy.

---

**BC24901A****Explanation:**

Firmware encountered an internal error.

**Response:**

The FRU callouts are calculated at the time of the failure. See the error log for the actual replacement strategy.

---

**BC24901B****Explanation:**

Firmware encountered an internal error.

**Response:**

The FRU callouts are calculated at the time of the failure. See the error log for the actual replacement strategy.

---

**BC24901C****Explanation:**

Firmware encountered an internal error.

**Response:**

The FRU callouts are calculated at the time of the failure. See the error log for the actual replacement strategy.

---

**BC24901E**

**Explanation:**

Firmware encountered an internal error while getting obus brick ID.

**Response:**

The FRU callouts are calculated at the time of the failure. See the error log for the actual replacement strategy.

---

**BC24901F**

**Explanation:**

Firmware encountered an internal error while getting obus frequency bucket.

**Response:**

The FRU callouts are calculated at the time of the failure. See the error log for the actual replacement strategy.

---

**BC249020**

**Explanation:**

Firmware encountered an internal error while finding proc model and ec.

**Response:**

The FRU callouts are calculated at the time of the failure. See the error log for the actual replacement strategy.

---

**BC249021**

**Explanation:**

Firmware encountered an internal error while retrieving obus pll frequency values.

**Response:**

The FRU callouts are calculated at the time of the failure. See the error log for the actual replacement strategy.

---

**BC24E504**

**Explanation:**

During processor/memory subsystem initialization, an error was encountered: CEC hardware failure detected.

**Response:**

The FRU callouts are calculated at the time of the failure. See the error log for the actual replacement strategy.

---

**BC24E540**

**Explanation:**

During processor/memory subsystem initialization, an error was encountered: CEC hardware failure detected.

Cause is most likely hardware, but there are other callouts including Software or Next Level Support.

**Response:**

The FRU callouts are calculated at the time of the failure. See the error log for the actual replacement strategy.

---

**BC24E550**

**Explanation:**

During processor/memory subsystem initialization, an error was encountered: CEC hardware failure detected. Cause is most likely Software, but there are also Hardware callouts.

**Response:**

The FRU callouts are calculated at the time of the failure. See the error log for the actual replacement strategy.

---

**BC24E560**

**Explanation:**

During processor/memory subsystem initialization, an error was encountered: CEC hardware failure detected. Cause is most likely Software.

**Response:**

The FRU callouts are calculated at the time of the failure. See the error log for the actual replacement strategy.

---

**BC24E570**

**Explanation:**

During processor/memory subsystem initialization, an error was encountered: An errorlog containing extra FFDC collected by the HWP.

**Response:**

The FRU callouts are calculated at the time of the failure. See the error log for the actual replacement strategy.

---

**BC24E580**

**Explanation:**

Chip diagnosis did not find any chip with an attention.

**Response:**

The FRU callouts are calculated at the time of the failure. See the error log for the actual replacement strategy.

---

**BC24E582**

**Explanation:**

During processor/memory subsystem initialization, an error was encountered: Invalid configuration in CS FIR Data handling.

**Response:**

The FRU callouts are calculated at the time of the failure. See the error log for the actual replacement strategy.

---

**BC24E583****Explanation:**

During processor/memory subsystem initialization, an error was encountered: NULL system target.

**Response:**

The FRU callouts are calculated at the time of the failure. See the error log for the actual replacement strategy.

---

**BC250202****Explanation:**

During processor/memory subsystem initialization, an error was encountered: A device driver operation was attempted for which no driver has been registered.

**Response:**

The FRU callouts are calculated at the time of the failure. See the error log for the actual replacement strategy.

---

**BC250203****Explanation:**

During processor/memory subsystem initialization, an error was encountered: A device driver operation on a NULL target.

**Response:**

The FRU callouts are calculated at the time of the failure. See the error log for the actual replacement strategy.

---

**BC250204****Explanation:**

During processor/memory subsystem initialization, an error was encountered: A double registration was attempted with the routing framework.

**Response:**

The FRU callouts are calculated at the time of the failure. See the error log for the actual replacement strategy.

---

**BC250301****Explanation:**

Firmware error during system IPL.

**Response:**

The FRU callouts are calculated at the time of the failure. See the error log for the actual replacement strategy.

---

**BC250305****Explanation:**

During processor/memory subsystem initialization, an error was encountered: Indirect SCOM Read error.

**Response:**

The FRU callouts are calculated at the time of the failure. See the error log for the actual replacement strategy.

---

**BC250306****Explanation:**

During processor/memory subsystem initialization, an error was encountered: Indirect SCOM complete bit did not come on.

**Response:**

The FRU callouts are calculated at the time of the failure. See the error log for the actual replacement strategy.

---

**BC250307****Explanation:**

During processor/memory subsystem initialization, an error was encountered: Indirect SCOM Write failed for this address.

**Response:**

The FRU callouts are calculated at the time of the failure. See the error log for the actual replacement strategy.

---

**BC250308****Explanation:**

During processor/memory subsystem initialization, an error was encountered: Indirect SCOM complete bit did not come on.

**Response:**

The FRU callouts are calculated at the time of the failure. See the error log for the actual replacement strategy.

---

**BC250309****Explanation:**

During processor/memory subsystem initialization, an error was encountered: Scom Translate not supported for this type.

**Response:**

The FRU callouts are calculated at the time of the failure. See the error log for the actual replacement strategy.

---

**BC25030A****Explanation:**

During processor/memory subsystem initialization, an error was encountered: Scom Translation did not modify the address.

**Response:**

The FRU callouts are calculated at the time of the failure. See the error log for the actual replacement strategy.

---

**BC25030C**

**Explanation:**

Firmware error during system IPL.

**Response:**

The FRU callouts are calculated at the time of the failure. See the error log for the actual replacement strategy.

---

**BC25030D****Explanation:**

Firmware error during system IPL.

**Response:**

The FRU callouts are calculated at the time of the failure. See the error log for the actual replacement strategy.

---

**BC25030E****Explanation:**

A problem occurred during the IPL of the system.

**Response:**

The FRU callouts are calculated at the time of the failure. See the error log for the actual replacement strategy.

---

**BC25030F****Explanation:**

During processor/memory subsystem initialization, an error was encountered: Bits 0:11 in user supplied data is not zero.

**Response:**

The FRU callouts are calculated at the time of the failure. See the error log for the actual replacement strategy.

---

**BC250310****Explanation:**

During processor/memory subsystem initialization, an error was encountered: No read op on form 1 indirect scom.

**Response:**

The FRU callouts are calculated at the time of the failure. See the error log for the actual replacement strategy.

---

**BC250311****Explanation:**

During processor/memory subsystem initialization, an error was encountered: Hypervisor wakeup failed.

**Response:**

The FRU callouts are calculated at the time of the failure. See the error log for the actual replacement strategy.

---

**BC250312****Explanation:**

During processor/memory subsystem initialization, an error was encountered: Wakeup runtime interface not linked.

**Response:**

The FRU callouts are calculated at the time of the failure. See the error log for the actual replacement strategy.

---

**BC250313****Explanation:**

During processor/memory subsystem initialization, an error was encountered: Disabling special wakeup when not enabled.

**Response:**

The FRU callouts are calculated at the time of the failure. See the error log for the actual replacement strategy.

---

**BC250314****Explanation:**

During processor/memory subsystem initialization, an error was encountered: Scm Translate not supported for this type.

**Response:**

The FRU callouts are calculated at the time of the failure. See the error log for the actual replacement strategy.

---

**BC250315****Explanation:**

During processor/memory subsystem initialization, an error was encountered: Error from Hypervisor attempting SCOM.

**Response:**

The FRU callouts are calculated at the time of the failure. See the error log for the actual replacement strategy.

---

**BC250316****Explanation:**

During processor/memory subsystem initialization, an error was encountered: Buffer size is less than allowed or NULL data buffer.

**Response:**

The FRU callouts are calculated at the time of the failure. See the error log for the actual replacement strategy.

---

**BC250317****Explanation:**

During processor/memory subsystem initialization, an error was encountered: Scm invalid operation type.

**Response:**

The FRU callouts are calculated at the time of the failure. See the error log for the actual replacement strategy.

---

**BC250318****Explanation:**

Secure Boot failure.

**Response:**

The FRU callouts are calculated at the time of the failure. See the error log for the actual replacement strategy.

---

**BC250319****Explanation:**

Secure Boot failure.

**Response:**

The FRU callouts are calculated at the time of the failure. See the error log for the actual replacement strategy.

---

**BC25031A****Explanation:**

Secure Boot failure.

**Response:**

The FRU callouts are calculated at the time of the failure. See the error log for the actual replacement strategy.

---

**BC25031B****Explanation:**

Secure Boot failure.

**Response:**

The FRU callouts are calculated at the time of the failure. See the error log for the actual replacement strategy.

---

**BC25031C****Explanation:**

Secure Boot failure.

**Response:**

The FRU callouts are calculated at the time of the failure. See the error log for the actual replacement strategy.

---

**BC25031D****Explanation:**

During processor/memory subsystem initialization, an error was encountered: Invalid mode parm for wakeup operation.

**Response:**

The FRU callouts are calculated at the time of the failure. See the error log for the actual replacement strategy.

---

**BC25031E****Explanation:**

During processor/memory subsystem initialization, an error was encountered: Unexpectedly forcing wakeup off when the counter is non-zero, implies a bug in the code flow.

**Response:**

The FRU callouts are calculated at the time of the failure. See the error log for the actual replacement strategy.

---

**BC25031F****Explanation:**

During processor/memory subsystem initialization, an error was encountered: Unsupported multicast op.

**Response:**

The FRU callouts are calculated at the time of the failure. See the error log for the actual replacement strategy.

---

**BC250401****Explanation:**

During processor/memory subsystem initialization, an error was encountered: XSCOM access error.

**Response:**

The FRU callouts are calculated at the time of the failure. See the error log for the actual replacement strategy.

---

**BC250402****Explanation:**

During processor/memory subsystem initialization, an error was encountered: XSCOM buffer size less than 8 bytes or NULL data buff.

**Response:**

The FRU callouts are calculated at the time of the failure. See the error log for the actual replacement strategy.

---

**BC250403****Explanation:**

During processor/memory subsystem initialization, an error was encountered: XSCOM invalid operation type.

**Response:**

The FRU callouts are calculated at the time of the failure. See the error log for the actual replacement strategy.

---

**BC250405****Explanation:**

A problem occurred during the IPL of the system.

**Response:**

The FRU callouts are calculated at the time of the failure. See the error log for the actual replacement strategy.

---

**BC250406****Explanation:**

During processor/memory subsystem initialization, an error was encountered: XSCOM access error.

**Response:**

The FRU callouts are calculated at the time of the failure. See the error log for the actual replacement strategy.

---

**BC250407****Explanation:**

During processor/memory subsystem initialization, an error was encountered: XSCOM runtime interface not linked.

**Response:**

The FRU callouts are calculated at the time of the failure. See the error log for the actual replacement strategy.

---

**BC250501****Explanation:**

During processor/memory subsystem initialization, an error was encountered: Initialization Service failed to start a task.

**Response:**

The FRU callouts are calculated at the time of the failure. See the error log for the actual replacement strategy.

---

**BC250502****Explanation:**

During processor/memory subsystem initialization, an error was encountered: Initialization Service attempted to start a function within a module but the function failed to launch.

**Response:**

The FRU callouts are calculated at the time of the failure. See the error log for the actual replacement strategy.

---

**BC250503****Explanation:**

During processor/memory subsystem initialization, an error was encountered: One or more CxxTest Unit Tests failed.

**Response:**

The FRU callouts are calculated at the time of the failure. See the error log for the actual replacement strategy.

---

**BC250504****Explanation:**

During processor/memory subsystem initialization, an error was encountered: Could not FLUSH virtual memory.

**Response:**

The FRU callouts are calculated at the time of the failure. See the error log for the actual replacement strategy.

---

**BC250505****Explanation:**

During processor/memory subsystem initialization, an error was encountered: Initialization Service launched a task and the task returned an error.

**Response:**

The FRU callouts are calculated at the time of the failure. See the error log for the actual replacement strategy.

---

**BC250506****Explanation:**

During processor/memory subsystem initialization, an error was encountered: Initialization Service launched a function and the task returned an error.

**Response:**

The FRU callouts are calculated at the time of the failure. See the error log for the actual replacement strategy.

---

**BC250507****Explanation:**

During processor/memory subsystem initialization, an error was encountered: Initialization Service failed to load a module needed to load a function or task. UserDetails will contain the name of the function or task.

**Response:**

The FRU callouts are calculated at the time of the failure. See the error log for the actual replacement strategy.

---

**BC250508****Explanation:**

During processor/memory subsystem initialization, an error was encountered: Request to send Istep Complete msg to Fsp, but no outstanding message from service processor found.

**Response:**

The FRU callouts are calculated at the time of the failure. See the error log for the actual replacement strategy.

---

**BC250509****Explanation:**

During processor/memory subsystem initialization, an error was encountered: IStep failed and HW



deconfigured. Looped back to an earlier istep (Reconfigure loop).

**Response:**

The FRU callouts are calculated at the time of the failure. See the error log for the actual replacement strategy.

---

**BC25050A**

**Explanation:**

A hardware error occurred during the IPL. See previous logs for details.

**Response:**

The FRU callouts are calculated at the time of the failure. See the error log for the actual replacement strategy.

---

**BC25050B**

**Explanation:**

During processor/memory subsystem initialization, an error was encountered: Received shutdown request from service processor.

**Response:**

The FRU callouts are calculated at the time of the failure. See the error log for the actual replacement strategy.

---

**BC25050C**

**Explanation:**

A problem occurred during the IPL of the system.

**Response:**

The FRU callouts are calculated at the time of the failure. See the error log for the actual replacement strategy.

---

**BC25050D**

**Explanation:**

During processor/memory subsystem initialization, an error was encountered: Istep messaged received by non-master node.

**Response:**

The FRU callouts are calculated at the time of the failure. See the error log for the actual replacement strategy.

---

**BC25050F**

**Explanation:**

A reconfigure loop is being induced for testing purposes.

**Response:**

The FRU callouts are calculated at the time of the failure. See the error log for the actual replacement strategy.

---

**BC250510**

**Explanation:**

During processor/memory subsystem initialization, an error was encountered: Received shutdown request due to deconfigure outside of reconfig loop.

**Response:**

The FRU callouts are calculated at the time of the failure. See the error log for the actual replacement strategy.

---

**BC250511**

**Explanation:**

An internal firmware error occurred.

**Response:**

The FRU callouts are calculated at the time of the failure. See the error log for the actual replacement strategy.

---

**BC250512**

**Explanation:**

Node is no longer accepting istep requests.

**Response:**

The FRU callouts are calculated at the time of the failure. See the error log for the actual replacement strategy.

---

**BC250516**

**Explanation:**

Firmware error during boot.

**Response:**

The FRU callouts are calculated at the time of the failure. See the error log for the actual replacement strategy.

---

**BC250601**

**Explanation:**

A problem occurred while accessing the boot flash.

**Response:**

The FRU callouts are calculated at the time of the failure. See the error log for the actual replacement strategy.

---

**BC250602**

**Explanation:**

Firmware error accessing flash during IPL.

**Response:**

The FRU callouts are calculated at the time of the failure. See the error log for the actual replacement strategy.

---

**BC250603**

**Explanation:**

During processor/memory subsystem initialization, an error was encountered: invalid section passed to flush.

**Response:**

The FRU callouts are calculated at the time of the failure. See the error log for the actual replacement strategy.

---

**BC250604****Explanation:**

A problem occurred while initializing secure PNOR.

**Response:**

The FRU callouts are calculated at the time of the failure. See the error log for the actual replacement strategy.

---

**BC250605****Explanation:**

Processor NOR flash: A problem occurred while accessing the boot flash.

**Response:**

The FRU callouts are calculated at the time of the failure. See the error log for the actual replacement strategy.

---

**BC250606****Explanation:**

A problem occurred while accessing the boot flash.

**Response:**

The FRU callouts are calculated at the time of the failure. See the error log for the actual replacement strategy.

---

**BC250607****Explanation:**

During processor/memory subsystem initialization, an error was encountered: SfcIBM::hwReset> Unsupported Reset Level requested.

**Response:**

The FRU callouts are calculated at the time of the failure. See the error log for the actual replacement strategy.

---

**BC250608****Explanation:**

LPC bus error communicating with the BMC.

**Response:**

The FRU callouts are calculated at the time of the failure. See the error log for the actual replacement strategy.

---

**BC250609****Explanation:**

A problem occurred while accessing the boot flash.

**Response:**

The FRU callouts are calculated at the time of the failure. See the error log for the actual replacement strategy.

---

**BC25060B****Explanation:**

Hardware error accessing flash during IPL.

**Response:**

The FRU callouts are calculated at the time of the failure. See the error log for the actual replacement strategy.

---

**BC25060C****Explanation:**

Fail verifying Flash File System (FFS) Header on Master Candidate Processor NOR flash Table of Contents

**Response:**

The FRU callouts are calculated at the time of the failure. See the error log for the actual replacement strategy.

---

**BC250610****Explanation:**

A problem occurred while accessing the boot flash.

**Response:**

The FRU callouts are calculated at the time of the failure. See the error log for the actual replacement strategy.

---

**BC250614****Explanation:**

Firmware error accessing flash during IPL.

**Response:**

The FRU callouts are calculated at the time of the failure. See the error log for the actual replacement strategy.

---

**BC250615****Explanation:**

BMC not responding while accessing the flash.

**Response:**

The FRU callouts are calculated at the time of the failure. See the error log for the actual replacement strategy.

---

**BC250616****Explanation:**

Error accessing system firmware flash.

**Response:**

The FRU callouts are calculated at the time of the failure. See the error log for the actual replacement strategy.

---

**BC250617****Explanation:**

Error accessing system firmware flash.

**Response:**

The FRU callouts are calculated at the time of the failure. See the error log for the actual replacement strategy.

---

**BC250619****Explanation:**

A problem occurred while reading Processor NOR flash partition table.

**Response:**

The FRU callouts are calculated at the time of the failure. See the error log for the actual replacement strategy.

---

**BC25061B****Explanation:**

During processor/memory subsystem initialization, an error was encountered: invalid section passed to getSectionInfo or section prohibited by secureboot.

**Response:**

The FRU callouts are calculated at the time of the failure. See the error log for the actual replacement strategy.

---

**BC25061C****Explanation:**

During processor/memory subsystem initialization, an error was encountered: UNCORRECTABLE ECC.

**Response:**

The FRU callouts are calculated at the time of the failure. See the error log for the actual replacement strategy.

---

**BC25061D****Explanation:**

During processor/memory subsystem initialization, an error was encountered: section size is zero.

**Response:**

The FRU callouts are calculated at the time of the failure. See the error log for the actual replacement strategy.

---

**BC25061E****Explanation:**

Failed to remove pages.

**Response:**

The FRU callouts are calculated at the time of the failure. See the error log for the actual replacement strategy.

---

**BC25061F****Explanation:**

Error accessing system firmware flash.

**Response:**

The FRU callouts are calculated at the time of the failure. See the error log for the actual replacement strategy.

---

**BC250620****Explanation:**

Error accessing system firmware flash.

**Response:**

The FRU callouts are calculated at the time of the failure. See the error log for the actual replacement strategy.

---

**BC250621****Explanation:**

During processor/memory subsystem initialization, an error was encountered: Non ECC protected section is passed to fixECC.

**Response:**

The FRU callouts are calculated at the time of the failure. See the error log for the actual replacement strategy.

---

**BC250622****Explanation:**

A problem occurred while reading Processor NOR flash partition table.

**Response:**

The FRU callouts are calculated at the time of the failure. See the error log for the actual replacement strategy.

---

**BC250623****Explanation:**

A problem occurred while reading Processor NOR flash partition table.

**Response:**

The FRU callouts are calculated at the time of the failure. See the error log for the actual replacement strategy.

---

**BC250627****Explanation:**

A problem occurred while accessing the boot flash.

**Response:**

The FRU callouts are calculated at the time of the failure. See the error log for the actual replacement strategy.

---

**BC250629****Explanation:**

No valid Table of Contents (TOC) found for Processor NOR flash.

**Response:**

The FRU callouts are calculated at the time of the failure. See the error log for the actual replacement strategy.

---

**BC25062A****Explanation:**

Error accessing system firmware flash.

**Response:**

The FRU callouts are calculated at the time of the failure. See the error log for the actual replacement strategy.

---

**BC25062B****Explanation:**

A problem occurred while reading Processor NOR flash partition table.

**Response:**

The FRU callouts are calculated at the time of the failure. See the error log for the actual replacement strategy.

---

**BC25062C****Explanation:**

A problem occurred while reading Processor NOR flash partition table.

**Response:**

The FRU callouts are calculated at the time of the failure. See the error log for the actual replacement strategy.

---

**BC25062D****Explanation:**

A problem occurred while reading Processor NOR flash partition table.

**Response:**

The FRU callouts are calculated at the time of the failure. See the error log for the actual replacement strategy.

---

**BC25062F****Explanation:**

Firmware level mismatch.

**Response:**

The FRU callouts are calculated at the time of the failure. See the error log for the actual replacement strategy.

---

**BC250630****Explanation:**

Secureboot key transition failure.

**Response:**

The FRU callouts are calculated at the time of the failure. See the error log for the actual replacement strategy.

---

**BC250631****Explanation:**

Firmware Error.

**Response:**

The FRU callouts are calculated at the time of the failure. See the error log for the actual replacement strategy.

---

**BC250632****Explanation:**

BMC not responding while accessing the flash.

**Response:**

The FRU callouts are calculated at the time of the failure. See the error log for the actual replacement strategy.

---

**BC250633****Explanation:**

BMC not responding while accessing the flash.

**Response:**

The FRU callouts are calculated at the time of the failure. See the error log for the actual replacement strategy.

---

**BC250634****Explanation:**

Security failure: unable to securely load requested firmware.

**Response:**

The FRU callouts are calculated at the time of the failure. See the error log for the actual replacement strategy.

---

**BC250635****Explanation:**

A problem occurred within the security subsystem.

**Response:**

The FRU callouts are calculated at the time of the failure. See the error log for the actual replacement strategy.

---

**BC250636****Explanation:**

A problem occurred within the security subsystem.

**Response:**

The FRU callouts are calculated at the time of the failure. See the error log for the actual replacement strategy.

---

**BC250637****Explanation:**

A problem occurred within the security subsystem.

**Response:**

The FRU callouts are calculated at the time of the failure. See the error log for the actual replacement strategy.

---

**BC250638****Explanation:**

Failure in security subsystem.

**Response:**

The FRU callouts are calculated at the time of the failure. See the error log for the actual replacement strategy.

---

**BC250639****Explanation:**

Platform Security Error.

**Response:**

The FRU callouts are calculated at the time of the failure. See the error log for the actual replacement strategy.

---

**BC25063A****Explanation:**

Failure in security subsystem.

**Response:**

The FRU callouts are calculated at the time of the failure. See the error log for the actual replacement strategy.

---

**BC25063B****Explanation:**

Failure in security subsystem.

**Response:**

The FRU callouts are calculated at the time of the failure. See the error log for the actual replacement strategy.

---

**BC25063C****Explanation:**

Failure in security subsystem.

**Response:**

The FRU callouts are calculated at the time of the failure. See the error log for the actual replacement strategy.

---

**BC25063D****Explanation:**

A problem occurred while reading Processor NOR flash partition table.

**Response:**

The FRU callouts are calculated at the time of the failure. See the error log for the actual replacement strategy.

---

**BC250702****Explanation:**

During processor/memory subsystem initialization, an error was encountered: Invalid operation type.

**Response:**

The FRU callouts are calculated at the time of the failure. See the error log for the actual replacement strategy.

---

**BC250703****Explanation:**

During processor/memory subsystem initialization, an error was encountered: Timed out waiting for data in FIFO to read.

**Response:**

The FRU callouts are calculated at the time of the failure. See the error log for the actual replacement strategy.

---

**BC250705****Explanation:**

During processor/memory subsystem initialization, an error was encountered: Timed out waiting for command complete.

**Response:**

The FRU callouts are calculated at the time of the failure. See the error log for the actual replacement strategy.

---

**BC250706****Explanation:**

A problem occurred during the IPL of the system: An error was found in the I2C status register.

**Response:**

The FRU callouts are calculated at the time of the failure. See the error log for the actual replacement strategy.

---

**BC250707****Explanation:**

During processor/memory subsystem initialization, an error was encountered: Master Sentinel chip was used as a target for an I2C operation. This is not permitted.

**Response:**

The FRU callouts are calculated at the time of the failure. See the error log for the actual replacement strategy.

---

**BC25070A****Explanation:**

I2C configuration data missing.

**Response:**

The FRU callouts are calculated at the time of the failure. See the error log for the actual replacement strategy.

---

**BC25070B**

**Explanation:**

A problem occurred during the IPL of the system: A NACK error was found in the I2C Status register.

**Response:**

The FRU callouts are calculated at the time of the failure. See the error log for the actual replacement strategy.

---

**BC25070C****Explanation:**

A problem occurred during the IPL of the system: A Bus Arbitration Lost error was found in the I2C status register.

**Response:**

The FRU callouts are calculated at the time of the failure. See the error log for the actual replacement strategy.

---

**BC25070D****Explanation:**

During processor/memory subsystem initialization, an error was encountered: I2C read/write interface not linked.

**Response:**

The FRU callouts are calculated at the time of the failure. See the error log for the actual replacement strategy.

---

**BC25070E****Explanation:**

During processor/memory subsystem initialization, an error was encountered: I2C access error.

**Response:**

The FRU callouts are calculated at the time of the failure. See the error log for the actual replacement strategy.

---

**BC25070F****Explanation:**

During processor/memory subsystem initialization, an error was encountered: I2C offset length is invalid.

**Response:**

The FRU callouts are calculated at the time of the failure. See the error log for the actual replacement strategy.

---

**BC250710****Explanation:**

During processor/memory subsystem initialization, an error was encountered: There was an error retrieving the EEPROM page mutex for this i2c master engine.

**Response:**

The FRU callouts are calculated at the time of the failure. See the error log for the actual replacement strategy.

---

**BC250711****Explanation:**

During processor/memory subsystem initialization, an error was encountered: There was a request for an invalid EEPROM page.

**Response:**

The FRU callouts are calculated at the time of the failure. See the error log for the actual replacement strategy.

---

**BC250712****Explanation:**

During processor/memory subsystem initialization, an error was encountered: I2C master encountered an error while trying to unlock the eepromPage.

**Response:**

The FRU callouts are calculated at the time of the failure. See the error log for the actual replacement strategy.

---

**BC250713****Explanation:**

A problem occurred during the IPL of the system.

**Response:**

The FRU callouts are calculated at the time of the failure. See the error log for the actual replacement strategy.

---

**BC250714****Explanation:**

Unexpected boot firmware error.

**Response:**

The FRU callouts are calculated at the time of the failure. See the error log for the actual replacement strategy.

---

**BC250715****Explanation:**

Unexpected boot firmware error.

**Response:**

The FRU callouts are calculated at the time of the failure. See the error log for the actual replacement strategy.

---

**BC250716****Explanation:**

Firmware error during boot.

**Response:**

The FRU callouts are calculated at the time of the failure. See the error log for the actual replacement strategy.

---

**BC250717****Explanation:**

Firmware error during boot.

**Response:**

The FRU callouts are calculated at the time of the failure. See the error log for the actual replacement strategy.

---

**BC250718**

**Explanation:**

Unexpected firmware error.

**Response:**

The FRU callouts are calculated at the time of the failure. See the error log for the actual replacement strategy.

---

**BC250719**

**Explanation:**

Unexpected firmware error.

**Response:**

The FRU callouts are calculated at the time of the failure. See the error log for the actual replacement strategy.

---

**BC25071A**

**Explanation:**

Unexpected firmware error.

**Response:**

The FRU callouts are calculated at the time of the failure. See the error log for the actual replacement strategy.

---

**BC25071B**

**Explanation:**

Unexpected firmware error.

**Response:**

The FRU callouts are calculated at the time of the failure. See the error log for the actual replacement strategy.

---

**BC25071C**

**Explanation:**

Unexpected firmware error.

**Response:**

The FRU callouts are calculated at the time of the failure. See the error log for the actual replacement strategy.

---

**BC25071D**

**Explanation:**

Unexpected firmware error.

**Response:**

The FRU callouts are calculated at the time of the failure. See the error log for the actual replacement strategy.

---

**BC250801**

**Explanation:**

During processor/memory subsystem initialization, an error was encountered: Could not load/unload module.

**Response:**

The FRU callouts are calculated at the time of the failure. See the error log for the actual replacement strategy.

---

**BC250803**

**Explanation:**

During processor/memory subsystem initialization, an error was encountered: Could not allocate virtual memory.

**Response:**

The FRU callouts are calculated at the time of the failure. See the error log for the actual replacement strategy.

---

**BC250804**

**Explanation:**

During processor/memory subsystem initialization, an error was encountered: Could not set permissions on virtual memory.

**Response:**

The FRU callouts are calculated at the time of the failure. See the error log for the actual replacement strategy.

---

**BC250805**

**Explanation:**

During processor/memory subsystem initialization, an error was encountered: Module does not exist.

**Response:**

The FRU callouts are calculated at the time of the failure. See the error log for the actual replacement strategy.

---

**BC250806**

**Explanation:**

During processor/memory subsystem initialization, an error was encountered: Module is not a data module.

**Response:**

The FRU callouts are calculated at the time of the failure. See the error log for the actual replacement strategy.

---

**BC250807**

**Explanation:**

A problem was detected during the IPL of the system: Task crashed.

**Response:**

The FRU callouts are calculated at the time of the failure. See the error log for the actual replacement strategy.

---

---

**BC250808****Explanation:**

Corrupted flash image or firmware error during system boot.

**Response:**

The FRU callouts are calculated at the time of the failure. See the error log for the actual replacement strategy.

---

**BC250901****Explanation:**

A problem was detected during the IPL of the system: A hardware initialization procedure requested an invalid attribute.

**Response:**

The FRU callouts are calculated at the time of the failure. See the error log for the actual replacement strategy.

---

**BC250902****Explanation:**

During processor/memory subsystem initialization, an error was encountered: Request for EC features on an attribute without EC features.

**Response:**

The FRU callouts are calculated at the time of the failure. See the error log for the actual replacement strategy.

---

**BC250907****Explanation:**

Internal firmware error.

**Response:**

The FRU callouts are calculated at the time of the failure. See the error log for the actual replacement strategy.

---

**BC250908****Explanation:**

Firmware Error.

**Response:**

The FRU callouts are calculated at the time of the failure. See the error log for the actual replacement strategy.

---

**BC250909****Explanation:**

Firmware Error.

**Response:**

The FRU callouts are calculated at the time of the failure. See the error log for the actual replacement strategy.

---

**BC25090A****Explanation:**

Firmware Error.

**Response:**

The FRU callouts are calculated at the time of the failure. See the error log for the actual replacement strategy.

---

**BC25090D****Explanation:**

Firmware error during IPL.

**Response:**

The FRU callouts are calculated at the time of the failure. See the error log for the actual replacement strategy.

---

**BC25090E****Explanation:**

Firmware error during IPL.

**Response:**

The FRU callouts are calculated at the time of the failure. See the error log for the actual replacement strategy.

---

**BC25090F****Explanation:**

Error initializing processor/memory subsystem during boot. See FRU list for repair actions.

**Response:**

The FRU callouts are calculated at the time of the failure. See the error log for the actual replacement strategy.

---

**BC250910****Explanation:**

Firmware error during IPL.

**Response:**

The FRU callouts are calculated at the time of the failure. See the error log for the actual replacement strategy.

---

**BC250911****Explanation:**

Firmware error during IPL.

**Response:**

The FRU callouts are calculated at the time of the failure. See the error log for the actual replacement strategy.

---

**BC250924****Explanation:**

Error unmapping memory section.

**Response:**



The FRU callouts are calculated at the time of the failure. See the error log for the actual replacement strategy.

---

**BC250925****Explanation:**

During processor/memory subsystem initialization, an error was encountered: The hwsv returned a message where the extra data was null. This should not happen so need to tell HostBoot to stop the ipl.

**Response:**

The FRU callouts are calculated at the time of the failure. See the error log for the actual replacement strategy.

---

**BC250926****Explanation:**

During processor/memory subsystem initialization, an error was encountered: The hwsv found an error while processing the message so it sent an error message back to indicate to HostBoot to stop the IPL. Userdata1 will have the error PLID from hwsv's errorlog.

**Response:**

The FRU callouts are calculated at the time of the failure. See the error log for the actual replacement strategy.

---

**BC250927****Explanation:**

During processor/memory subsystem initialization, an error was encountered: The hwsv returned a message where there was an error when the powr function was called. userdata1 contains the errorlog plid from hwsv generated by the powr function.

**Response:**

The FRU callouts are calculated at the time of the failure. See the error log for the actual replacement strategy.

---

**BC250928****Explanation:**

During processor/memory subsystem initialization, an error was encountered: HB got an incorrect type message. HB did not provide the correct message type in the istep. Userdata1 shows the message type passed in.

**Response:**

The FRU callouts are calculated at the time of the failure. See the error log for the actual replacement strategy.

---

**BC25092A****Explanation:**

During processor/memory subsystem initialization, an error was encountered: messages from other nodes have not returned in time.

**Response:**

The FRU callouts are calculated at the time of the failure. See the error log for the actual replacement strategy.

---

**BC25092B****Explanation:**

During processor/memory subsystem initialization, an error was encountered: host coalesce host timer thread failed.

**Response:**

The FRU callouts are calculated at the time of the failure. See the error log for the actual replacement strategy.

---

**BC250930****Explanation:**

Read/write requested while in DISABLE\_DRAM\_REPAIRS mode found extra bad bits set for DIMM.

**Response:**

The FRU callouts are calculated at the time of the failure. See the error log for the actual replacement strategy.

---

**BC250931****Explanation:**

A problem occurred during the IPL of the system.

**Response:**

The FRU callouts are calculated at the time of the failure. See the error log for the actual replacement strategy.

---

**BC250932****Explanation:**

A problem occurred during the IPL of the system.

**Response:**

The FRU callouts are calculated at the time of the failure. See the error log for the actual replacement strategy.

---

**BC25093E****Explanation:**

Error uncompressing payload image from boot flash.

**Response:**

The FRU callouts are calculated at the time of the failure. See the error log for the actual replacement strategy.

---

**BC250A01****Explanation:**

An internal function called the FSI device driver with an improper data length.

**Response:**

The FRU callouts are calculated at the time of the failure. See the error log for the actual replacement strategy.

---

**BC250A03**

**Explanation:**

A problem occurred during the IPL of the system.

**Response:**

The FRU callouts are calculated at the time of the failure. See the error log for the actual replacement strategy.

---

**BC250A04**

**Explanation:**

A problem occurred during the IPL of the system.

**Response:**

The FRU callouts are calculated at the time of the failure. See the error log for the actual replacement strategy.

---

**BC250A06**

**Explanation:**

A problem occurred during the IPL of the system.

**Response:**

The FRU callouts are calculated at the time of the failure. See the error log for the actual replacement strategy.

---

**BC250A08**

**Explanation:**

A problem occurred during the IPL of the system.

**Response:**

The FRU callouts are calculated at the time of the failure. See the error log for the actual replacement strategy.

---

**BC250A09**

**Explanation:**

A problem occurred during the IPL of the system.

**Response:**

The FRU callouts are calculated at the time of the failure. See the error log for the actual replacement strategy.

---

**BC250A0A**

**Explanation:**

A problem occurred during the IPL of the system.

**Response:**

The FRU callouts are calculated at the time of the failure. See the error log for the actual replacement strategy.

---

**BC250A0B**

**Explanation:**

A problem occurred during the IPL of the system.

**Response:**

The FRU callouts are calculated at the time of the failure. See the error log for the actual replacement strategy.

---

**BC250A0C**

**Explanation:**

A problem occurred during the IPL of the system.

**Response:**

The FRU callouts are calculated at the time of the failure. See the error log for the actual replacement strategy.

---

**BC250A0D**

**Explanation:**

A problem occurred during the IPL of the system.

**Response:**

The FRU callouts are calculated at the time of the failure. See the error log for the actual replacement strategy.

---

**BC250A0E**

**Explanation:**

A problem occurred during the IPL of the system.

**Response:**

The FRU callouts are calculated at the time of the failure. See the error log for the actual replacement strategy.

---

**BC250A0F**

**Explanation:**

FSI and MVPD do not agree.

**Response:**

The FRU callouts are calculated at the time of the failure. See the error log for the actual replacement strategy.

---

**BC250A10**

**Explanation:**

FSI and CVPD do not agree.

**Response:**

The FRU callouts are calculated at the time of the failure. See the error log for the actual replacement strategy.

---

**BC250A11**

**Explanation:**

A problem occurred during the IPL of the system.

**Response:**

The FRU callouts are calculated at the time of the failure. See the error log for the actual replacement strategy.

---

**BC250A12****Explanation:**

A problem occurred during the IPL of the system.

**Response:**

The FRU callouts are calculated at the time of the failure. See the error log for the actual replacement strategy.

---

**BC250B02****Explanation:**

A problem occurred during the IPL of the system. The eyecatch value observed in memory does not match the expected value and therefore the contents of the attribute sections are unable to be parsed.

**Response:**

The FRU callouts are calculated at the time of the failure. See the error log for the actual replacement strategy.

---

**BC250B03****Explanation:**

Kernel failed to block memory.

**Response:**

The FRU callouts are calculated at the time of the failure. See the error log for the actual replacement strategy.

---

**BC250B04****Explanation:**

Kernel failed to set permissions on virtual memory block.

**Response:**

The FRU callouts are calculated at the time of the failure. See the error log for the actual replacement strategy.

---

**BC250B05****Explanation:**

Attribute Resource Provider failed to handle request.

**Response:**

The FRU callouts are calculated at the time of the failure. See the error log for the actual replacement strategy.

---

**BC250B06****Explanation:**

FW error, unexpected Attribute section type.

**Response:**

The FRU callouts are calculated at the time of the failure. See the error log for the actual replacement strategy.

---

**BC250B07****Explanation:**

A problem occurred during the IPL of the system: Attributes were not fully synchronized between the host firmware and service processor.

**Response:**

The FRU callouts are calculated at the time of the failure. See the error log for the actual replacement strategy.

---

**BC250B08****Explanation:**

During processor/memory subsystem initialization, an error was encountered: The attribute synchronization code on the service processor side was unable to fulfill the sync to HostBoot request.

**Response:**

The FRU callouts are calculated at the time of the failure. See the error log for the actual replacement strategy.

---

**BC250B09****Explanation:**

During processor/memory subsystem initialization, an error was encountered: The attribute synchronization from the service processor failed.

**Response:**

The FRU callouts are calculated at the time of the failure. See the error log for the actual replacement strategy.

---

**BC250B0C****Explanation:**

During processor/memory subsystem initialization, an error was encountered: Targeting target's type not supported by runtime code.

**Response:**

The FRU callouts are calculated at the time of the failure. See the error log for the actual replacement strategy.

---

**BC250B0D****Explanation:**

Invalid configuration data in firmware Processor NOR flash.

**Response:**

The FRU callouts are calculated at the time of the failure. See the error log for the actual replacement strategy.

---

**BC250B0E****Explanation:**

Invalid configuration data in firmware Processor NOR flash.

**Response:**

The FRU callouts are calculated at the time of the failure. See the error log for the actual replacement strategy.

---

**BC250B0F****Explanation:**

During processor/memory subsystem initialization, an error was encountered: Failure applying given attribute override on given target.

**Response:**

The FRU callouts are calculated at the time of the failure. See the error log for the actual replacement strategy.

---

**BC250B10****Explanation:**

During processor/memory subsystem initialization, an error was encountered: Given target does not have given attribute to apply override.

**Response:**

The FRU callouts are calculated at the time of the failure. See the error log for the actual replacement strategy.

---

**BC250B11****Explanation:**

Invalid configuration data in firmware Processor NOR flash.

**Response:**

The FRU callouts are calculated at the time of the failure. See the error log for the actual replacement strategy.

---

**BC250B12****Explanation:**

Invalid configuration data in firmware Processor NOR flash.

**Response:**

The FRU callouts are calculated at the time of the failure. See the error log for the actual replacement strategy.

---

**BC250B13****Explanation:**

Kernel failed to block map memory.

**Response:**

The FRU callouts are calculated at the time of the failure. See the error log for the actual replacement strategy.

---

**BC250B15****Explanation:**

Kernel failed to unblock mapped memory.

**Response:**

The FRU callouts are calculated at the time of the failure. See the error log for the actual replacement strategy.

---

**BC250B16****Explanation:**

Unexpected internal firmware error.

**Response:**

The FRU callouts are calculated at the time of the failure. See the error log for the actual replacement strategy.

---

**BC250B17****Explanation:**

Unexpected internal firmware error.

**Response:**

The FRU callouts are calculated at the time of the failure. See the error log for the actual replacement strategy.

---

**BC250B19****Explanation:**

Unsupported override configuration data.

**Response:**

The FRU callouts are calculated at the time of the failure. See the error log for the actual replacement strategy.

---

**BC250B1A****Explanation:**

Unexpected boot firmware failure.

**Response:**

The FRU callouts are calculated at the time of the failure. See the error log for the actual replacement strategy.

---

**BC250B1B****Explanation:**

Tolerated boot firmware error occurred.

**Response:**

The FRU callouts are calculated at the time of the failure. See the error log for the actual replacement strategy.

---

**BC250B80****Explanation:**

During processor/memory subsystem initialization, an error was encountered: The caller passed an invalid node target to find the master proc handle.

**Response:**

The FRU callouts are calculated at the time of the failure. See the error log for the actual replacement strategy.

---

**BC250B81**

**Explanation:**

During processor/memory subsystem initialization, an error was encountered: The caller passed an invalid node target to find the master proc handle.

**Response:**

The FRU callouts are calculated at the time of the failure. See the error log for the actual replacement strategy.

---

**BC250B82****Explanation:**

Internal firmware error applying custom configuration settings.

**Response:**

The FRU callouts are calculated at the time of the failure. See the error log for the actual replacement strategy.

---

**BC250B83****Explanation:**

Firmware error doing code update.

**Response:**

The FRU callouts are calculated at the time of the failure. See the error log for the actual replacement strategy.

---

**BC250B84****Explanation:**

Firmware error doing code update.

**Response:**

The FRU callouts are calculated at the time of the failure. See the error log for the actual replacement strategy.

---

**BC250B85****Explanation:**

Firmware error doing code update.

**Response:**

The FRU callouts are calculated at the time of the failure. See the error log for the actual replacement strategy.

---

**BC250B86****Explanation:**

Firmware error doing code update.

**Response:**

The FRU callouts are calculated at the time of the failure. See the error log for the actual replacement strategy.

---

**BC250B87****Explanation:**

Firmware error doing code update.

**Response:**

The FRU callouts are calculated at the time of the failure. See the error log for the actual replacement strategy.

---

**BC250B88****Explanation:**

Firmware error doing code update.

**Response:**

The FRU callouts are calculated at the time of the failure. See the error log for the actual replacement strategy.

---

**BC250B89****Explanation:**

Attempted to perform an invalid attribute look up.

**Response:**

The FRU callouts are calculated at the time of the failure. See the error log for the actual replacement strategy.

---

**BC250B8A****Explanation:**

A problem occurred during the IPL of the system. Expected resource was not indicated to be present.

**Response:**

The FRU callouts are calculated at the time of the failure. See the error log for the actual replacement strategy.

---

**BC250B8B****Explanation:**

During processor/memory subsystem initialization, an error was encountered: Error: Failed to translate common association address to platform address.

**Response:**

The FRU callouts are calculated at the time of the failure. See the error log for the actual replacement strategy.

---

**BC250B8C****Explanation:**

During processor/memory subsystem initialization, an error was encountered: Error: No free association entry to set.

**Response:**

The FRU callouts are calculated at the time of the failure. See the error log for the actual replacement strategy.

---

**BC250C01****Explanation:**

During processor/memory subsystem initialization, an error was encountered: Attempt to deconfigure a target that is not deconfigurable or not present.

**Response:**

The FRU callouts are calculated at the time of the failure. See the error log for the actual replacement strategy.

---

**BC250C03****Explanation:**

During processor/memory subsystem initialization, an error was encountered: Invalid target encountered in processing of HW callout.

**Response:**

The FRU callouts are calculated at the time of the failure. See the error log for the actual replacement strategy.

---

**BC250C04****Explanation:**

During processor/memory subsystem initialization, an error was encountered: Insufficient hardware to continue.

**Response:**

The FRU callouts are calculated at the time of the failure. See the error log for the actual replacement strategy.

---

**BC250C05****Explanation:**

A problem occurred during the IPL of the system: No functional processor cores were found on the master processor.

**Response:**

The FRU callouts are calculated at the time of the failure. See the error log for the actual replacement strategy.

---

**BC250C06****Explanation:**

A problem occurred during the IPL of the system: Found no functional dimm cards.

**Response:**

The FRU callouts are calculated at the time of the failure. See the error log for the actual replacement strategy.

---

**BC250C07****Explanation:**

A problem occurred during the IPL of the system: No functional master processor was found on this node.

**Response:**

The FRU callouts are calculated at the time of the failure. See the error log for the actual replacement strategy.

---

**BC250C08****Explanation:**

A problem occurred during the IPL of the system: No functional nodes were found on the system.

**Response:**

The FRU callouts are calculated at the time of the failure. See the error log for the actual replacement strategy.

---

**BC250C09****Explanation:**

A problem occurred during the IPL of the system: Found no functional dimm cards.

**Response:**

The FRU callouts are calculated at the time of the failure. See the error log for the actual replacement strategy.

---

**BC250C0A****Explanation:**

A previously discovered hardware issue is being ignored to allow the system to boot.

**Response:**

The FRU callouts are calculated at the time of the failure. See the error log for the actual replacement strategy.

---

**BC250C0B****Explanation:**

A problem occurred during the IPL of the system: A critical resource was found to be deconfigured.

**Response:**

The FRU callouts are calculated at the time of the failure. See the error log for the actual replacement strategy.

---

**BC250C0C****Explanation:**

A problem occurred during the IPL of the system: Found no functional dimm cards.

**Response:**

The FRU callouts are calculated at the time of the failure. See the error log for the actual replacement strategy.

---

**BC250C0E****Explanation:**

Insufficient hardware to continue IPL.

**Response:**

The FRU callouts are calculated at the time of the failure. See the error log for the actual replacement strategy.

---

**BC250C0F****Explanation:**

Incompatible Processor Chip Levels.

**Response:**

The FRU callouts are calculated at the time of the failure. See the error log for the actual replacement strategy.

---

**BC250C10****Explanation:**

Incompatible Processor Chip Levels.

**Response:**

The FRU callouts are calculated at the time of the failure. See the error log for the actual replacement strategy.

---

**BC250C11****Explanation:**

Host firmware encountered an internal error.

**Response:**

The FRU callouts are calculated at the time of the failure. See the error log for the actual replacement strategy.

---

**BC250C12****Explanation:**

Host firmware encountered an internal error.

**Response:**

The FRU callouts are calculated at the time of the failure. See the error log for the actual replacement strategy.

---

**BC250C13****Explanation:**

Host Firmware encountered an internal error.

**Response:**

The FRU callouts are calculated at the time of the failure. See the error log for the actual replacement strategy.

---

**BC250C14****Explanation:**

A problem occurred during the IPL of the system:  
Found too many obus links.

**Response:**

The FRU callouts are calculated at the time of the failure. See the error log for the actual replacement strategy.

---

**BC250C15****Explanation:**

A problem occurred during the IPL of the system: No memory found.

**Response:**

The FRU callouts are calculated at the time of the failure. See the error log for the actual replacement strategy.

---

**BC250C16****Explanation:**

A problem occurred during IPL of the system: Internal Firmware Error.

**Response:**

The FRU callouts are calculated at the time of the failure. See the error log for the actual replacement strategy.

---

**BC250C19****Explanation:**

A problem occurred during IPL of the system: Internal Firmware Error.

**Response:**

The FRU callouts are calculated at the time of the failure. See the error log for the actual replacement strategy.

---

**BC250C1A****Explanation:**

An issue occurred during IPL of the system: Internal Firmware Error.

**Response:**

The FRU callouts are calculated at the time of the failure. See the error log for the actual replacement strategy.

---

**BC250C1B****Explanation:**

Incompatible Processor Chip Levels.

**Response:**

The FRU callouts are calculated at the time of the failure. See the error log for the actual replacement strategy.

---

**BC250C1C****Explanation:**

Incompatible Processor Chip Levels.

**Response:**

The FRU callouts are calculated at the time of the failure. See the error log for the actual replacement strategy.

---

**BC250C1D****Explanation:**

Incompatible Processor Chip Levels.

**Response:**

The FRU callouts are calculated at the time of the failure. See the error log for the actual replacement strategy.

---

**BC250C81****Explanation:**

A problem occurred during the IPL of the system. Attempt to create a deconfiguration record for a target that is not deconfigurable or not present.

**Response:**

The FRU callouts are calculated at the time of the failure. See the error log for the actual replacement strategy.

---

**BC250C82**

**Explanation:**

A problem occurred during the IPL of the system. Attempt to create a deconfiguration record for a target, but the deconfiguration repository is full.

**Response:**

The FRU callouts are calculated at the time of the failure. See the error log for the actual replacement strategy.

---

**BC250C83**

**Explanation:**

Invalid chipid from hardware (all FFs).

**Response:**

The FRU callouts are calculated at the time of the failure. See the error log for the actual replacement strategy.

---

**BC250C84**

**Explanation:**

Invalid Lx keyword.

**Response:**

The FRU callouts are calculated at the time of the failure. See the error log for the actual replacement strategy.

---

**BC250C85**

**Explanation:**

Bad MCA target.

**Response:**

The FRU callouts are calculated at the time of the failure. See the error log for the actual replacement strategy.

---

**BC250C86**

**Explanation:**

During processor/memory subsystem initialization, an error was encountered: Post de-configuration of target failed.

**Response:**

The FRU callouts are calculated at the time of the failure. See the error log for the actual replacement strategy.

---

**BC250C87**

**Explanation:**

During processor/memory subsystem initialization, an error was encountered: Post de-configuration of target failed.

**Response:**

The FRU callouts are calculated at the time of the failure. See the error log for the actual replacement strategy.

---

**BC250C88**

**Explanation:**

Insufficient DIMM resources.

**Response:**

The FRU callouts are calculated at the time of the failure. See the error log for the actual replacement strategy.

---

**BC250D01**

**Explanation:**

A problem occurred during the IPL of the system: Error returned from SCOM engine after write.

**Response:**

The FRU callouts are calculated at the time of the failure. See the error log for the actual replacement strategy.

---

**BC250D02**

**Explanation:**

A problem occurred during the IPL of the system: Error returned from SCOM engine after read.

**Response:**

The FRU callouts are calculated at the time of the failure. See the error log for the actual replacement strategy.

---

**BC250D03**

**Explanation:**

A problem occurred during the IPL of the system: Invalid data length for a SCOM operation.

**Response:**

The FRU callouts are calculated at the time of the failure. See the error log for the actual replacement strategy.

---

**BC250D04**

**Explanation:**

A problem occurred during the IPL of the system: Invalid address on a SCOM operation.

**Response:**

The FRU callouts are calculated at the time of the failure. See the error log for the actual replacement strategy.

---

**BC250D05**

**Explanation:**



A problem occurred during the IPL of the system:  
Unsupported SCOM operation type.

**Response:**

The FRU callouts are calculated at the time of the failure. See the error log for the actual replacement strategy.

---

**BC250D06**

**Explanation:**

During processor/memory subsystem initialization, an error was encountered: Hypervisor firmware request interface not linked.

**Response:**

The FRU callouts are calculated at the time of the failure. See the error log for the actual replacement strategy.

---

**BC250D07**

**Explanation:**

During processor/memory subsystem initialization, an error was encountered: Unable to allocate firmware request messages.

**Response:**

The FRU callouts are calculated at the time of the failure. See the error log for the actual replacement strategy.

---

**BC250E01**

**Explanation:**

During processor/memory subsystem initialization, an error was encountered: Invalid operation type.

**Response:**

The FRU callouts are calculated at the time of the failure. See the error log for the actual replacement strategy.

---

**BC250E02**

**Explanation:**

A problem was detected during the IPL of the system:  
Device type not supported.

**Response:**

The FRU callouts are calculated at the time of the failure. See the error log for the actual replacement strategy.

---

**BC250E03**

**Explanation:**

During processor/memory subsystem initialization, an error was encountered: EEPROM attribute was not found.

**Response:**

The FRU callouts are calculated at the time of the failure. See the error log for the actual replacement strategy.

---

**BC250E04**

**Explanation:**

During processor/memory subsystem initialization, an error was encountered: Invalid EEPROM chip to access.

**Response:**

The FRU callouts are calculated at the time of the failure. See the error log for the actual replacement strategy.

---

**BC250E05**

**Explanation:**

During processor/memory subsystem initialization, an error was encountered: I2C master entity path doesn't exist.

**Response:**

The FRU callouts are calculated at the time of the failure. See the error log for the actual replacement strategy.

---

**BC250E06**

**Explanation:**

During processor/memory subsystem initialization, an error was encountered: I2C master path target is null.

**Response:**

The FRU callouts are calculated at the time of the failure. See the error log for the actual replacement strategy.

---

**BC250E07**

**Explanation:**

During processor/memory subsystem initialization, an error was encountered: Invalid address offset size.

**Response:**

The FRU callouts are calculated at the time of the failure. See the error log for the actual replacement strategy.

---

**BC250E08**

**Explanation:**

A problem occurred during the IPL of the system: I2C buffer offset is too large.

**Response:**

The FRU callouts are calculated at the time of the failure. See the error log for the actual replacement strategy.

---

**BC250E09**

**Explanation:**

During processor/memory subsystem initialization, an error was encountered: I2C write page size is zero.

**Response:**

The FRU callouts are calculated at the time of the failure. See the error log for the actual replacement strategy.

---

**BC250E0A****Explanation:**

During processor/memory subsystem initialization, an error was encountered: cacheEeprom mm\_remove\_pages FLUSH failed.

**Response:**

The FRU callouts are calculated at the time of the failure. See the error log for the actual replacement strategy.

---

**BC250E0B****Explanation:**

During processor/memory subsystem initialization, an error was encountered: cacheEeprom mm\_remove\_pages FLUSH failed.

**Response:**

The FRU callouts are calculated at the time of the failure. See the error log for the actual replacement strategy.

---

**BC250E0C****Explanation:**

During processor/memory subsystem initialization, an error was encountered: buildEepromRecordHeader invalid mux target.

**Response:**

The FRU callouts are calculated at the time of the failure. See the error log for the actual replacement strategy.

---

**BC250E0D****Explanation:**

Soft error in Firmware.

**Response:**

The FRU callouts are calculated at the time of the failure. See the error log for the actual replacement strategy.

---

**BC250E0E****Explanation:**

Firmware detected new part and is restarting.

**Response:**

The FRU callouts are calculated at the time of the failure. See the error log for the actual replacement strategy.

---

**BC250F01****Explanation:**

During processor/memory subsystem initialization, an error was encountered: Interrupt type already registered.

**Response:**

The FRU callouts are calculated at the time of the failure. See the error log for the actual replacement strategy.

---

**BC250F02****Explanation:**

During processor/memory subsystem initialization, an error was encountered: Interrupt resource provider not initialized yet.

**Response:**

The FRU callouts are calculated at the time of the failure. See the error log for the actual replacement strategy.

---

**BC250F03****Explanation:**

During processor/memory subsystem initialization, an error was encountered: Interrupt resource provider not initialized yet.

**Response:**

The FRU callouts are calculated at the time of the failure. See the error log for the actual replacement strategy.

---

**BC250F04****Explanation:**

During processor/memory subsystem initialization, an error was encountered: The virtual address is not a valid IO address.

**Response:**

The FRU callouts are calculated at the time of the failure. See the error log for the actual replacement strategy.

---

**BC250F07****Explanation:**

During processor/memory subsystem initialization, an error was encountered: Error mapping in memory.

**Response:**

The FRU callouts are calculated at the time of the failure. See the error log for the actual replacement strategy.

---

**BC250F08****Explanation:**

During processor/memory subsystem initialization, an error was encountered: Unexpected RC from issuing PSIH EOI store.

**Response:**

The FRU callouts are calculated at the time of the failure. See the error log for the actual replacement strategy.

---

**BC250F09**

**Explanation:**

During processor/memory subsystem initialization, an error was encountered: Error unmasking interrupt source.

**Response:**

The FRU callouts are calculated at the time of the failure. See the error log for the actual replacement strategy.

---

**BC250F0C****Explanation:**

During processor/memory subsystem initialization, an error was encountered: Error encountered sending coalesce message to INTRP.

**Response:**

The FRU callouts are calculated at the time of the failure. See the error log for the actual replacement strategy.

---

**BC250F0D****Explanation:**

During processor/memory subsystem initialization, an error was encountered: Error encountered routing IPC message.

**Response:**

The FRU callouts are calculated at the time of the failure. See the error log for the actual replacement strategy.

---

**BC250F0E****Explanation:**

Error handling processor interrupts.

**Response:**

The FRU callouts are calculated at the time of the failure. See the error log for the actual replacement strategy.

---

**BC251001****Explanation:**

Service Processor Firmware couldn't detect any functional master processor required to boot the host.

**Response:**

The FRU callouts are calculated at the time of the failure. See the error log for the actual replacement strategy.

---

**BC251002****Explanation:**

During processor/memory subsystem initialization, an error was encountered: MDMT could not find a functional node.

**Response:**

The FRU callouts are calculated at the time of the failure. See the error log for the actual replacement strategy.

---

**BC251003****Explanation:**

Host failed to boot because there was a problem configuring Time Of Day on the Host processors.

**Response:**

The FRU callouts are calculated at the time of the failure. See the error log for the actual replacement strategy.

---

**BC251005****Explanation:**

Service Processor Firmware encountered an internal error.

**Response:**

The FRU callouts are calculated at the time of the failure. See the error log for the actual replacement strategy.

---

**BC251006****Explanation:**

During processor/memory subsystem initialization, an error was encountered: Error: Unsupported bus port was detected for the specified bus type. Possible Causes: Invalid bus configuration in targeting, or getBusPort method has not been updated to support all the possible port for a bus on a given system type. Resolution: Development team should be contacted.

**Response:**

The FRU callouts are calculated at the time of the failure. See the error log for the actual replacement strategy.

---

**BC251007****Explanation:**

Host failed to boot because there was a problem configuring Time Of Day on the Host processors.

**Response:**

The FRU callouts are calculated at the time of the failure. See the error log for the actual replacement strategy.

---

**BC251008****Explanation:**

Host failed to boot because there was a problem configuring Time Of Day on the Host processors.

**Response:**

The FRU callouts are calculated at the time of the failure. See the error log for the actual replacement strategy.

---

**BC251009****Explanation:**

Service Processor Firmware encountered an internal error.

**Response:**

The FRU callouts are calculated at the time of the failure. See the error log for the actual replacement strategy.

---

**BC25100C****Explanation:**

An internal error occurred. This will force the Time of Day function to run with complete redundancy.

**Response:**

The FRU callouts are calculated at the time of the failure. See the error log for the actual replacement strategy.

---

**BC25100D****Explanation:**

Host failed to boot because there was a problem configuring Time Of Day on the Host processors.

**Response:**

The FRU callouts are calculated at the time of the failure. See the error log for the actual replacement strategy.

---

**BC251011****Explanation:**

Service Processor Firmware encountered an internal error.

**Response:**

The FRU callouts are calculated at the time of the failure. See the error log for the actual replacement strategy.

---

**BC251012****Explanation:**

Service Processor Firmware encountered an internal error.

**Response:**

The FRU callouts are calculated at the time of the failure. See the error log for the actual replacement strategy.

---

**BC251013****Explanation:**

Host failed to boot because there was a problem configuring Time Of Day on the Host processors.

**Response:**

The FRU callouts are calculated at the time of the failure. See the error log for the actual replacement strategy.

---

**BC251014****Explanation:**

Service Processor Firmware encountered an internal error.

**Response:**

The FRU callouts are calculated at the time of the failure. See the error log for the actual replacement strategy.

---

**BC251015****Explanation:**

There was a problem in configuring Time Of Day on the Host processor.

**Response:**

The FRU callouts are calculated at the time of the failure. See the error log for the actual replacement strategy.

---

**BC251017****Explanation:**

Service Processor Firmware encountered an internal error.

**Response:**

The FRU callouts are calculated at the time of the failure. See the error log for the actual replacement strategy.

---

**BC251019****Explanation:**

Service Processor Firmware encountered an internal error.

**Response:**

The FRU callouts are calculated at the time of the failure. See the error log for the actual replacement strategy.

---

**BC25101A****Explanation:**

An internal error occurred. This will force the Time of Day function to run with complete redundancy.

**Response:**

The FRU callouts are calculated at the time of the failure. See the error log for the actual replacement strategy.

---

**BC251101****Explanation:**

A problem occurred during the IPL of the system.

**Response:**

The FRU callouts are calculated at the time of the failure. See the error log for the actual replacement strategy.

---

**BC251102****Explanation:**

During processor/memory subsystem initialization, an error was encountered: Message from service processor. Message type is not within a valid range. Message dropped.

**Response:**

The FRU callouts are calculated at the time of the failure. See the error log for the actual replacement strategy.

---

**BC251104****Explanation:**

A problem occurred during the IPL of the system.

**Response:**

The FRU callouts are calculated at the time of the failure. See the error log for the actual replacement strategy.

---

**BC251105****Explanation:**

During processor/memory subsystem initialization, an error was encountered: Message from service processor. An invalid message queue ID or message type was sent to the service processor.

**Response:**

The FRU callouts are calculated at the time of the failure. See the error log for the actual replacement strategy.

---

**BC251107****Explanation:**

During processor/memory subsystem initialization, an error was encountered: Message queue already registered with mailbox using a different queue.

**Response:**

The FRU callouts are calculated at the time of the failure. See the error log for the actual replacement strategy.

---

**BC251109****Explanation:**

During processor/memory subsystem initialization, an error was encountered: Retry failed. Bad status indicated in PIB status reg.

**Response:**

The FRU callouts are calculated at the time of the failure. See the error log for the actual replacement strategy.

---

**BC25110A****Explanation:**

During processor/memory subsystem initialization, an error was encountered: Mailbox Data Write attempted before ACK.

**Response:**

The FRU callouts are calculated at the time of the failure. See the error log for the actual replacement strategy.

---

**BC25110B****Explanation:**

During processor/memory subsystem initialization, an error was encountered: Mailbox Hardware detected parity error.

**Response:**

The FRU callouts are calculated at the time of the failure. See the error log for the actual replacement strategy.

---

**BC25110C****Explanation:**

During processor/memory subsystem initialization, an error was encountered: Invalid message type sent to mailbox msgQ.

**Response:**

The FRU callouts are calculated at the time of the failure. See the error log for the actual replacement strategy.

---

**BC25110D****Explanation:**

During processor/memory subsystem initialization, an error was encountered: Host boot mailbox service is not available at this time.

**Response:**

The FRU callouts are calculated at the time of the failure. See the error log for the actual replacement strategy.

---

**BC25110E****Explanation:**

During processor/memory subsystem initialization, an error was encountered: Failed to allocate a DMA buffer. Message dropped.

**Response:**

The FRU callouts are calculated at the time of the failure. See the error log for the actual replacement strategy.

---

**BC25110F****Explanation:**

During processor/memory subsystem initialization, an error was encountered: Could not register mailbox message queue.

**Response:**

The FRU callouts are calculated at the time of the failure. See the error log for the actual replacement strategy.

---

**BC251110****Explanation:**

During processor/memory subsystem initialization, an error was encountered: Mailbox is disabled, message dropped.

**Response:**

The FRU callouts are calculated at the time of the failure. See the error log for the actual replacement strategy.

---

**BC251111****Explanation:**

During processor/memory subsystem initialization, an error was encountered: An invalid node was specified.

**Response:**

The FRU callouts are calculated at the time of the failure. See the error log for the actual replacement strategy.

---

**BC251112****Explanation:**

During processor/memory subsystem initialization, an error was encountered: Invalid msg or msg queue.

**Response:**

The FRU callouts are calculated at the time of the failure. See the error log for the actual replacement strategy.

---

**BC251113****Explanation:**

During processor/memory subsystem initialization, an error was encountered: IPC Message data corrupted.

**Response:**

The FRU callouts are calculated at the time of the failure. See the error log for the actual replacement strategy.

---

**BC251202****Explanation:**

During processor/memory subsystem initialization, an error was encountered: Invalid address and size returned from HDAT.

**Response:**

The FRU callouts are calculated at the time of the failure. See the error log for the actual replacement strategy.

---

**BC251204****Explanation:**

During processor/memory subsystem initialization, an error was encountered: Cannot unmap the source table section.

**Response:**

The FRU callouts are calculated at the time of the failure. See the error log for the actual replacement strategy.

---

**BC251205****Explanation:**

During processor/memory subsystem initialization, an error was encountered: Cannot unmap the source table section.

**Response:**

The FRU callouts are calculated at the time of the failure. See the error log for the actual replacement strategy.

---

**BC251207****Explanation:**

During processor/memory subsystem initialization, an error was encountered: MDRT table is not big enough to hold all entries.

**Response:**

The FRU callouts are calculated at the time of the failure. See the error log for the actual replacement strategy.

---

**BC251209****Explanation:**

During processor/memory subsystem initialization, an error was encountered: MDDT table is not big enough to hold all src entries.

**Response:**

The FRU callouts are calculated at the time of the failure. See the error log for the actual replacement strategy.

---

**BC25120A****Explanation:**

During processor/memory subsystem initialization, an error was encountered: MDDT table is not big enough to hold all src entries.

**Response:**

The FRU callouts are calculated at the time of the failure. See the error log for the actual replacement strategy.

---

**BC25120B****Explanation:**

During processor/memory subsystem initialization, an error was encountered: MDST table entry with page aligned is greater than 32GB.

**Response:**

The FRU callouts are calculated at the time of the failure. See the error log for the actual replacement strategy.

---

**BC25120C****Explanation:**

During processor/memory subsystem initialization, an error was encountered: MDDT table entry with page aligned is greater than 32GB.

**Response:**

The FRU callouts are calculated at the time of the failure. See the error log for the actual replacement strategy.

---

**BC251301****Explanation:**

During processor/memory subsystem initialization, an error was encountered: Unexpected data from LPC-UART interface.

**Response:**

The FRU callouts are calculated at the time of the failure. See the error log for the actual replacement strategy.

---

**BC251302****Explanation:**

During processor/memory subsystem initialization, an error was encountered: Timeout from LPC-UART interface.

**Response:**

The FRU callouts are calculated at the time of the failure. See the error log for the actual replacement strategy.

---

**BC251401****Explanation:**

During processor/memory subsystem initialization, an error was encountered: A maint command HW timed out.

**Response:**

The FRU callouts are calculated at the time of the failure. See the error log for the actual replacement strategy.

---

**BC251402****Explanation:**

During processor/memory subsystem initialization, an error was encountered: A maint command SW timed out.

**Response:**

The FRU callouts are calculated at the time of the failure. See the error log for the actual replacement strategy.

---

**BC251403****Explanation:**

Task handling mainstore init crashed.

**Response:**

The FRU callouts are calculated at the time of the failure. See the error log for the actual replacement strategy.

---

**BC251602****Explanation:**

A problem occurred during the IPL of the system.

**Response:**

The FRU callouts are calculated at the time of the failure. See the error log for the actual replacement strategy.

---

**BC251603****Explanation:**

During processor/memory subsystem initialization, an error was encountered: End of file reached.

**Response:**

The FRU callouts are calculated at the time of the failure. See the error log for the actual replacement strategy.

---

**BC251604****Explanation:**

During processor/memory subsystem initialization, an error was encountered: Unable to load LID via host interface.

**Response:**

The FRU callouts are calculated at the time of the failure. See the error log for the actual replacement strategy.

---

**BC251605****Explanation:**

During processor/memory subsystem initialization, an error was encountered: DMA message contains data for wrong LID.

**Response:**

The FRU callouts are calculated at the time of the failure. See the error log for the actual replacement strategy.

---

**BC251606****Explanation:**

During processor/memory subsystem initialization, an error was encountered: Insufficient space provided for LID by calling function.

**Response:**

The FRU callouts are calculated at the time of the failure. See the error log for the actual replacement strategy.

---

**BC251607****Explanation:**

During processor/memory subsystem initialization, an error was encountered: Invalid Message type received from service processor when transferring LID pages.

**Response:**

The FRU callouts are calculated at the time of the failure. See the error log for the actual replacement strategy.

---

**BC251608**

**Explanation:**

During processor/memory subsystem initialization, an error was encountered: Insufficient space provided for LID by calling function.

**Response:**

The FRU callouts are calculated at the time of the failure. See the error log for the actual replacement strategy.

---

**BC251609****Explanation:**

During processor/memory subsystem initialization, an error was encountered: Unable to unload LID via host interface.

**Response:**

The FRU callouts are calculated at the time of the failure. See the error log for the actual replacement strategy.

---

**BC25160A****Explanation:**

During processor/memory subsystem initialization, an error was encountered: Unable to find Lid.

**Response:**

The FRU callouts are calculated at the time of the failure. See the error log for the actual replacement strategy.

---

**BC25160B****Explanation:**

Firmware error during boot.

**Response:**

The FRU callouts are calculated at the time of the failure. See the error log for the actual replacement strategy.

---

**BC25160C****Explanation:**

A problem occurred during the IPL of the system.

**Response:**

The FRU callouts are calculated at the time of the failure. See the error log for the actual replacement strategy.

---

**BC25160D****Explanation:**

A problem occurred during the IPL of the system.

**Response:**

The FRU callouts are calculated at the time of the failure. See the error log for the actual replacement strategy.

---

**BC25160E****Explanation:**

A problem occurred during the IPL of the system.

**Response:**

The FRU callouts are calculated at the time of the failure. See the error log for the actual replacement strategy.

---

**BC25160F****Explanation:**

A problem occurred during the IPL of the system.

**Response:**

The FRU callouts are calculated at the time of the failure. See the error log for the actual replacement strategy.

---

**BC251610****Explanation:**

A problem occurred during the IPL of the system.

**Response:**

The FRU callouts are calculated at the time of the failure. See the error log for the actual replacement strategy.

---

**BC251611****Explanation:**

A problem occurred during the IPL of the system.

**Response:**

The FRU callouts are calculated at the time of the failure. See the error log for the actual replacement strategy.

---

**BC251612****Explanation:**

A problem occurred during the IPL of the system.

**Response:**

The FRU callouts are calculated at the time of the failure. See the error log for the actual replacement strategy.

---

**BC251613****Explanation:**

A problem occurred during the IPL of the system.

**Response:**

The FRU callouts are calculated at the time of the failure. See the error log for the actual replacement strategy.

---

**BC251615****Explanation:**

A problem occurred during the IPL of the system.

**Response:**

The FRU callouts are calculated at the time of the failure. See the error log for the actual replacement strategy.

---

**BC251616****Explanation:**



Firmware Error.

**Response:**

The FRU callouts are calculated at the time of the failure. See the error log for the actual replacement strategy.

---

**BC251617**

**Explanation:**

Firmware Error.

**Response:**

The FRU callouts are calculated at the time of the failure. See the error log for the actual replacement strategy.

---

**BC251618**

**Explanation:**

Firmware Error.

**Response:**

The FRU callouts are calculated at the time of the failure. See the error log for the actual replacement strategy.

---

**BC25161A**

**Explanation:**

Firmware Error.

**Response:**

The FRU callouts are calculated at the time of the failure. See the error log for the actual replacement strategy.

---

**BC25161B**

**Explanation:**

Firmware Error.

**Response:**

The FRU callouts are calculated at the time of the failure. See the error log for the actual replacement strategy.

---

**BC25161C**

**Explanation:**

Firmware encountered an internal error.

**Response:**

The FRU callouts are calculated at the time of the failure. See the error log for the actual replacement strategy.

---

**BC25161D**

**Explanation:**

Firmware load error.

**Response:**

The FRU callouts are calculated at the time of the failure. See the error log for the actual replacement strategy.

---

**BC251700**

**Explanation:**

During processor/memory subsystem initialization, an error was encountered: Request given to load payload into mirrored memory, but no mirrored memory exists at that location.

**Response:**

The FRU callouts are calculated at the time of the failure. See the error log for the actual replacement strategy.

---

**BC251701**

**Explanation:**

During processor/memory subsystem initialization, an error was encountered: Failure extending memory to after exiting cache contained mode.

**Response:**

The FRU callouts are calculated at the time of the failure. See the error log for the actual replacement strategy.

---

**BC251703**

**Explanation:**

During processor/memory subsystem initialization, an error was encountered: IStep failed, see other log(s) with the same PLID for reason.

**Response:**

The FRU callouts are calculated at the time of the failure. See the error log for the actual replacement strategy.

---

**BC251704**

**Explanation:**

A problem occurred during the IPL of the system.

**Response:**

The FRU callouts are calculated at the time of the failure. See the error log for the actual replacement strategy.

---

**BC251705**

**Explanation:**

A problem occurred during the IPL of the system.

**Response:**

The FRU callouts are calculated at the time of the failure. See the error log for the actual replacement strategy.

---

**BC251706**

**Explanation:**

During processor/memory subsystem initialization, an error was encountered: cpu\_master\_winkle returned an error.

**Response:**

The FRU callouts are calculated at the time of the failure. See the error log for the actual replacement strategy.

---

---

**BC251707****Explanation:**

A problem occurred during the IPL of the system.

**Response:**

The FRU callouts are calculated at the time of the failure. See the error log for the actual replacement strategy.

---

**BC25170A****Explanation:**

A problem occurred during the IPL of the system.

**Response:**

The FRU callouts are calculated at the time of the failure. See the error log for the actual replacement strategy.

---

**BC25170C****Explanation:**

Platform generated error. See User Data.

**Response:**

The FRU callouts are calculated at the time of the failure. See the error log for the actual replacement strategy.

---

**BC25170D****Explanation:**

A problem isolated to firmware or firmware customization occurred during the IPL of the system.

**Response:**

The FRU callouts are calculated at the time of the failure. See the error log for the actual replacement strategy.

---

**BC25170E****Explanation:**

A problem isolated to firmware or firmware customization occurred during the IPL of the system.

**Response:**

The FRU callouts are calculated at the time of the failure. See the error log for the actual replacement strategy.

---

**BC251711****Explanation:**

Platform generated error. See User Data.

**Response:**

The FRU callouts are calculated at the time of the failure. See the error log for the actual replacement strategy.

---

**BC251712****Explanation:**

Platform generated error.

---

**Response:**

The FRU callouts are calculated at the time of the failure. See the error log for the actual replacement strategy.

---

**BC251713****Explanation:**

Platform generated error. See User Data.

**Response:**

The FRU callouts are calculated at the time of the failure. See the error log for the actual replacement strategy.

---

**BC251714****Explanation:**

A problem occurred during the IPL of the system.

**Response:**

The FRU callouts are calculated at the time of the failure. See the error log for the actual replacement strategy.

---

**BC251715****Explanation:**

A problem occurred during the IPL of the system.

**Response:**

The FRU callouts are calculated at the time of the failure. See the error log for the actual replacement strategy.

---

**BC251716****Explanation:**

A problem occurred during the IPL of the system.

**Response:**

The FRU callouts are calculated at the time of the failure. See the error log for the actual replacement strategy.

---

**BC25171A****Explanation:**

A problem occurred during the IPL of the system.

**Response:**

The FRU callouts are calculated at the time of the failure. See the error log for the actual replacement strategy.

---

**BC25171B****Explanation:**

A problem occurred during the IPL of the system.

**Response:**

The FRU callouts are calculated at the time of the failure. See the error log for the actual replacement strategy.

---

**BC25171C****Explanation:**

A problem occurred during the IPL of the system.

**Response:**

The FRU callouts are calculated at the time of the failure. See the error log for the actual replacement strategy.

---

**BC25171D**

**Explanation:**

Platform security problem detected.

**Response:**

The FRU callouts are calculated at the time of the failure. See the error log for the actual replacement strategy.

---

**BC25171E**

**Explanation:**

During processor/memory subsystem initialization, an error was encountered: There is no functional memory.

**Response:**

The FRU callouts are calculated at the time of the failure. See the error log for the actual replacement strategy.

---

**BC25171F**

**Explanation:**

A problem occurred during the IPL of the system.

**Response:**

The FRU callouts are calculated at the time of the failure. See the error log for the actual replacement strategy.

---

**BC251720**

**Explanation:**

A problem occurred during the IPL of the system.

**Response:**

The FRU callouts are calculated at the time of the failure. See the error log for the actual replacement strategy.

---

**BC251721**

**Explanation:**

Platform security problem detected.

**Response:**

The FRU callouts are calculated at the time of the failure. See the error log for the actual replacement strategy.

---

**BC251722**

**Explanation:**

Platform security problem detected.

**Response:**

The FRU callouts are calculated at the time of the failure. See the error log for the actual replacement strategy.

---

**BC251723**

**Explanation:**

Platform security problem detected.

**Response:**

The FRU callouts are calculated at the time of the failure. See the error log for the actual replacement strategy.

---

**BC251724**

**Explanation:**

Platform security problem detected.

**Response:**

The FRU callouts are calculated at the time of the failure. See the error log for the actual replacement strategy.

---

**BC251725**

**Explanation:**

Platform security problem detected.

**Response:**

The FRU callouts are calculated at the time of the failure. See the error log for the actual replacement strategy.

---

**BC251726**

**Explanation:**

Platform security problem detected.

**Response:**

The FRU callouts are calculated at the time of the failure. See the error log for the actual replacement strategy.

---

**BC251727**

**Explanation:**

Platform security problem detected.

**Response:**

The FRU callouts are calculated at the time of the failure. See the error log for the actual replacement strategy.

---

**BC251728**

**Explanation:**

Platform security problem detected.

**Response:**

The FRU callouts are calculated at the time of the failure. See the error log for the actual replacement strategy.

---

**BC251729**

**Explanation:**

Host firmware did not find enough hardware to continue the boot.

**Response:**

The FRU callouts are calculated at the time of the failure. See the error log for the actual replacement strategy.

---

**BC251732****Explanation:**

Illegal action during boot.

**Response:**

The FRU callouts are calculated at the time of the failure. See the error log for the actual replacement strategy.

---

**BC251735****Explanation:**

A problem occurred during the IPL of the system.

**Response:**

The FRU callouts are calculated at the time of the failure. See the error log for the actual replacement strategy.

---

**BC251736****Explanation:**

A problem occurred during the IPL of the system.

**Response:**

The FRU callouts are calculated at the time of the failure. See the error log for the actual replacement strategy.

---

**BC251737****Explanation:**

A problem occurred during the IPL of the system.

**Response:**

The FRU callouts are calculated at the time of the failure. See the error log for the actual replacement strategy.

---

**BC251738****Explanation:**

Processor Error.

**Response:**

The FRU callouts are calculated at the time of the failure. See the error log for the actual replacement strategy.

---

**BC251739****Explanation:**

A problem occurred during the IPL of the system and the system will reboot.

**Response:**

The FRU callouts are calculated at the time of the failure. See the error log for the actual replacement strategy.

---

**BC25173A****Explanation:**

A problem occurred during the IPL of the system.

**Response:**

The FRU callouts are calculated at the time of the failure. See the error log for the actual replacement strategy.

---

**BC251740****Explanation:**

During processor/memory subsystem initialization, an error was encountered: messages from other nodes have not returned in time.

**Response:**

The FRU callouts are calculated at the time of the failure. See the error log for the actual replacement strategy.

---

**BC251741****Explanation:**

During processor/memory subsystem initialization, an error was encountered: Freq attribute DATA timer thread failed.

**Response:**

The FRU callouts are calculated at the time of the failure. See the error log for the actual replacement strategy.

---

**BC251742****Explanation:**

Incompatible processor modules installed between drawers.

**Response:**

The FRU callouts are calculated at the time of the failure. See the error log for the actual replacement strategy.

---

**BC251743****Explanation:**

Incompatible processor modules installed between drawers.

**Response:**

The FRU callouts are calculated at the time of the failure. See the error log for the actual replacement strategy.

---

**BC251744****Explanation:**

Incompatible processor modules installed between drawers.

**Response:**

The FRU callouts are calculated at the time of the failure. See the error log for the actual replacement strategy.

---

**BC251745****Explanation:**

Incompatible processor modules installed between drawers.

**Response:**

The FRU callouts are calculated at the time of the failure. See the error log for the actual replacement strategy.

---

**BC251746**

**Explanation:**

Incompatible processor modules installed between drawers.

**Response:**

The FRU callouts are calculated at the time of the failure. See the error log for the actual replacement strategy.

---

**BC251747**

**Explanation:**

Host firmware did not find valid hardware to continue the boot.

**Response:**

The FRU callouts are calculated at the time of the failure. See the error log for the actual replacement strategy.

---

**BC251748**

**Explanation:**

Platform security problem detected.

**Response:**

The FRU callouts are calculated at the time of the failure. See the error log for the actual replacement strategy.

---

**BC251749**

**Explanation:**

Platform security problem detected.

**Response:**

The FRU callouts are calculated at the time of the failure. See the error log for the actual replacement strategy.

---

**BC25174A**

**Explanation:**

There was an error training the SMP cables.

**Response:**

The FRU callouts are calculated at the time of the failure. See the error log for the actual replacement strategy.

---

**BC25174C**

**Explanation:**

A problem isolated to firmware or firmware customization occurred during the IPL of the system.

**Response:**

The FRU callouts are calculated at the time of the failure. See the error log for the actual replacement strategy.

---

**BC25174D**

**Explanation:**

PNOR-IPMI not enabled, BMC firmware needs to be updated.

**Response:**

The FRU callouts are calculated at the time of the failure. See the error log for the actual replacement strategy.

---

**BC25174E**

**Explanation:**

During processor/memory subsystem initialization, an error was encountered: Kernel returned error when trying to activate core.

**Response:**

The FRU callouts are calculated at the time of the failure. See the error log for the actual replacement strategy.

---

**BC25174F**

**Explanation:**

Unexpected IPL firmware data load error.

**Response:**

The FRU callouts are calculated at the time of the failure. See the error log for the actual replacement strategy.

---

**BC251750**

**Explanation:**

Platform security problem detected.

**Response:**

The FRU callouts are calculated at the time of the failure. See the error log for the actual replacement strategy.

---

**BC251752**

**Explanation:**

Platform security problem detected.

**Response:**

The FRU callouts are calculated at the time of the failure. See the error log for the actual replacement strategy.

---

**BC251803**

**Explanation:**

Task analyzing HW errors has failed.

**Response:**

The FRU callouts are calculated at the time of the failure. See the error log for the actual replacement strategy.

---

**BC251804****Explanation:**

Task analyzing HW errors has failed.

**Response:**

The FRU callouts are calculated at the time of the failure. See the error log for the actual replacement strategy.

---

**BC251901****Explanation:**

A problem occurred during the IPL of the system.

**Response:**

The FRU callouts are calculated at the time of the failure. See the error log for the actual replacement strategy.

---

**BC251902****Explanation:**

A problem occurred during the IPL of the system.

**Response:**

The FRU callouts are calculated at the time of the failure. See the error log for the actual replacement strategy.

---

**BC251903****Explanation:**

A problem occurred during the IPL of the system.

**Response:**

The FRU callouts are calculated at the time of the failure. See the error log for the actual replacement strategy.

---

**BC251904****Explanation:**

A problem occurred during the IPL of the system.

**Response:**

The FRU callouts are calculated at the time of the failure. See the error log for the actual replacement strategy.

---

**BC25190C****Explanation:**

A problem occurred during the IPL of the system.

**Response:**

The FRU callouts are calculated at the time of the failure. See the error log for the actual replacement strategy.

---

**BC251A02****Explanation:**

During processor/memory subsystem initialization, an error was encountered: HDAT Header data not as expected.

**Response:**

The FRU callouts are calculated at the time of the failure. See the error log for the actual replacement strategy.

---

**BC251A03****Explanation:**

During processor/memory subsystem initialization, an error was encountered: Tuple is unallocated.

**Response:**

The FRU callouts are calculated at the time of the failure. See the error log for the actual replacement strategy.

---

**BC251A04****Explanation:**

During processor/memory subsystem initialization, an error was encountered: Section is not valid in standalone mode.

**Response:**

The FRU callouts are calculated at the time of the failure. See the error log for the actual replacement strategy.

---

**BC251A05****Explanation:**

During processor/memory subsystem initialization, an error was encountered: Error mapping in memory.

**Response:**

The FRU callouts are calculated at the time of the failure. See the error log for the actual replacement strategy.

---

**BC251A08****Explanation:**

During processor/memory subsystem initialization, an error was encountered: There is no host data for specified kind of payload.

**Response:**

The FRU callouts are calculated at the time of the failure. See the error log for the actual replacement strategy.

---

**BC251A0A****Explanation:**

During processor/memory subsystem initialization, an error was encountered: NACA data doesn't seem right.

**Response:**

The FRU callouts are calculated at the time of the failure. See the error log for the actual replacement strategy.

---

**BC251A0B****Explanation:**

During processor/memory subsystem initialization, an error was encountered: HDAT data block falls outside valid range.

**Response:**

The FRU callouts are calculated at the time of the failure. See the error log for the actual replacement strategy.

---

**BC251A0C**

**Explanation:**

During processor/memory subsystem initialization, an error was encountered: Unknown section requested.

**Response:**

The FRU callouts are calculated at the time of the failure. See the error log for the actual replacement strategy.

---

**BC251A16**

**Explanation:**

During processor/memory subsystem initialization, an error was encountered: Could not find a valid SPIRA of any type.

**Response:**

The FRU callouts are calculated at the time of the failure. See the error log for the actual replacement strategy.

---

**BC251A19**

**Explanation:**

During processor/memory subsystem initialization, an error was encountered: No associated DMI targeting target(s) found for given MEMBUF targeting target.

**Response:**

The FRU callouts are calculated at the time of the failure. See the error log for the actual replacement strategy.

---

**BC251A1A**

**Explanation:**

During processor/memory subsystem initialization, an error was encountered: The targeting type of the input targeting target is not supported by runtime code.

**Response:**

The FRU callouts are calculated at the time of the failure. See the error log for the actual replacement strategy.

---

**BC251A1B**

**Explanation:**

During processor/memory subsystem initialization, an error was encountered: No processor targeting target was found for the given targeting target.

**Response:**

The FRU callouts are calculated at the time of the failure. See the error log for the actual replacement strategy.

---

**BC251A1C**

**Explanation:**

Kernel failed to unmap memory.

**Response:**

The FRU callouts are calculated at the time of the failure. See the error log for the actual replacement strategy.

---

**BC251A1D**

**Explanation:**

During processor/memory subsystem initialization, an error was encountered: PM load complex unknown mode.

**Response:**

The FRU callouts are calculated at the time of the failure. See the error log for the actual replacement strategy.

---

**BC251A1E**

**Explanation:**

During processor/memory subsystem initialization, an error was encountered: HCODE scom update runtime interface not linked.

**Response:**

The FRU callouts are calculated at the time of the failure. See the error log for the actual replacement strategy.

---

**BC251A1F**

**Explanation:**

During processor/memory subsystem initialization, an error was encountered: HCODE SCOM update error.

**Response:**

The FRU callouts are calculated at the time of the failure. See the error log for the actual replacement strategy.

---

**BC251A20**

**Explanation:**

Firmware error during boot.

**Response:**

The FRU callouts are calculated at the time of the failure. See the error log for the actual replacement strategy.

---

**BC251A21**

**Explanation:**

Platform security problem detected.

**Response:**

The FRU callouts are calculated at the time of the failure. See the error log for the actual replacement strategy.

---

**BC251A22****Explanation:**

Platform security problem detected.

**Response:**

The FRU callouts are calculated at the time of the failure. See the error log for the actual replacement strategy.

---

**BC251A23****Explanation:**

Unexpected boot firmware error.

**Response:**

The FRU callouts are calculated at the time of the failure. See the error log for the actual replacement strategy.

---

**BC251A24****Explanation:**

Platform security problem detected.

**Response:**

The FRU callouts are calculated at the time of the failure. See the error log for the actual replacement strategy.

---

**BC251A25****Explanation:**

Platform security problem detected.

**Response:**

The FRU callouts are calculated at the time of the failure. See the error log for the actual replacement strategy.

---

**BC251A26****Explanation:**

Unexpected boot firmware error.

**Response:**

The FRU callouts are calculated at the time of the failure. See the error log for the actual replacement strategy.

---

**BC251A27****Explanation:**

During processor/memory subsystem initialization, an error was encountered: Unable to fill in HB data memory.

**Response:**

The FRU callouts are calculated at the time of the failure. See the error log for the actual replacement strategy.

---

**BC251A28****Explanation:**

Internal system error occurred.

**Response:**

The FRU callouts are calculated at the time of the failure. See the error log for the actual replacement strategy.

---

**BC251A29****Explanation:**

Internal system error occurred.

**Response:**

The FRU callouts are calculated at the time of the failure. See the error log for the actual replacement strategy.

---

**BC251A2A****Explanation:**

Platform security problem detected.

**Response:**

The FRU callouts are calculated at the time of the failure. See the error log for the actual replacement strategy.

---

**BC251A2B****Explanation:**

Platform security problem detected.

**Response:**

The FRU callouts are calculated at the time of the failure. See the error log for the actual replacement strategy.

---

**BC251A2C****Explanation:**

Platform security problem detected.

**Response:**

The FRU callouts are calculated at the time of the failure. See the error log for the actual replacement strategy.

---

**BC251A2D****Explanation:**

Platform security problem detected.

**Response:**

The FRU callouts are calculated at the time of the failure. See the error log for the actual replacement strategy.

---

**BC251A2E****Explanation:**

Platform security problem detected.

**Response:**

The FRU callouts are calculated at the time of the failure. See the error log for the actual replacement strategy.



---

**BC251A2F****Explanation:**

Platform security problem detected.

**Response:**

The FRU callouts are calculated at the time of the failure. See the error log for the actual replacement strategy.

---

**BC251A30****Explanation:**

Platform security problem detected.

**Response:**

The FRU callouts are calculated at the time of the failure. See the error log for the actual replacement strategy.

---

**BC251A31****Explanation:**

Platform security problem detected.

**Response:**

The FRU callouts are calculated at the time of the failure. See the error log for the actual replacement strategy.

---

**BC251A32****Explanation:**

During processor/memory subsystem initialization, an error was encountered: Error with Firmware Notify request.

**Response:**

The FRU callouts are calculated at the time of the failure. See the error log for the actual replacement strategy.

---

**BC251A34****Explanation:**

During processor/memory subsystem initialization, an error was encountered: SBE error recovery attempt failed.

**Response:**

The FRU callouts are calculated at the time of the failure. See the error log for the actual replacement strategy.

---

**BC251A35****Explanation:**

During processor/memory subsystem initialization, an error was encountered: SBE error recovery attempt failed.

**Response:**

The FRU callouts are calculated at the time of the failure. See the error log for the actual replacement strategy.

---

---

**BC251A37****Explanation:**

During processor/memory subsystem initialization, an error was encountered: The Firmware Request call failed.

**Response:**

The FRU callouts are calculated at the time of the failure. See the error log for the actual replacement strategy.

---

**BC251A38****Explanation:**

During processor/memory subsystem initialization, an error was encountered: The Firmware Request call failed.

**Response:**

The FRU callouts are calculated at the time of the failure. See the error log for the actual replacement strategy.

---

**BC251A39****Explanation:**

During processor/memory subsystem initialization, an error was encountered: The Firmware Request call failed.

**Response:**

The FRU callouts are calculated at the time of the failure. See the error log for the actual replacement strategy.

---

**BC251A3A****Explanation:**

Firmware encountered an internal error.

**Response:**

The FRU callouts are calculated at the time of the failure. See the error log for the actual replacement strategy.

---

**BC251A3B****Explanation:**

Firmware encountered an internal error.

**Response:**

The FRU callouts are calculated at the time of the failure. See the error log for the actual replacement strategy.

---

**BC251A3C****Explanation:**

During processor/memory subsystem initialization, an error was encountered: Attribute failed to update on HBRT side.

**Response:**

The FRU callouts are calculated at the time of the failure. See the error log for the actual replacement strategy.

---

**BC251A3D****Explanation:**

Hostboot attempted to reserve memory outside of allowed range.

**Response:**

The FRU callouts are calculated at the time of the failure. See the error log for the actual replacement strategy.

---

**BC251A3E****Explanation:**

During processor/memory subsystem initialization, an error was encountered: messages from other nodes have not returned in time.

**Response:**

The FRU callouts are calculated at the time of the failure. See the error log for the actual replacement strategy.

---

**BC251A3F****Explanation:**

During processor/memory subsystem initialization, an error was encountered: sendSBESystemConfig timer thread failed.

**Response:**

The FRU callouts are calculated at the time of the failure. See the error log for the actual replacement strategy.

---

**BC251A40****Explanation:**

Informational log containing historic data.

**Response:**

The FRU callouts are calculated at the time of the failure. See the error log for the actual replacement strategy.

---

**BC251A42****Explanation:**

Failure in the security subsystem.

**Response:**

The FRU callouts are calculated at the time of the failure. See the error log for the actual replacement strategy.

---

**BC251A43****Explanation:**

Failure in the security subsystem.

**Response:**

The FRU callouts are calculated at the time of the failure. See the error log for the actual replacement strategy.

---

**BC251A44****Explanation:**

Firmware error initializing system data structures during boot.

**Response:**

The FRU callouts are calculated at the time of the failure. See the error log for the actual replacement strategy.

---

**BC251B01****Explanation:**

Boot firmware has crashed with an internal error.

**Response:**

The FRU callouts are calculated at the time of the failure. See the error log for the actual replacement strategy.

---

**BC251B02****Explanation:**

Boot firmware has crashed with an internal error.

**Response:**

The FRU callouts are calculated at the time of the failure. See the error log for the actual replacement strategy.

---

**BC251B03****Explanation:**

Boot firmware has crashed with an internal error.

**Response:**

The FRU callouts are calculated at the time of the failure. See the error log for the actual replacement strategy.

---

**BC251C01****Explanation:**

During processor/memory subsystem initialization, an error was encountered: Inband buffer size less than 8 bytes or NULL data buffer.

**Response:**

The FRU callouts are calculated at the time of the failure. See the error log for the actual replacement strategy.

---

**BC251C02****Explanation:**

During processor/memory subsystem initialization, an error was encountered: inband scom invalid operation type.

**Response:**

The FRU callouts are calculated at the time of the failure. See the error log for the actual replacement strategy.

---

**BC251C03****Explanation:**

During processor/memory subsystem initialization, an error was encountered: System configuration does not have a Parent MCS for the current centaur.

**Response:**

The FRU callouts are calculated at the time of the failure. See the error log for the actual replacement strategy.

---

**BC251C05****Explanation:**

During processor/memory subsystem initialization, an error was encountered: SUE Encountered when collecting IBSCOM Error Data.

**Response:**

The FRU callouts are calculated at the time of the failure. See the error log for the actual replacement strategy.

---

**BC251C06****Explanation:**

During processor/memory subsystem initialization, an error was encountered: Bus failure when attempting to perform IBSCOM operation. IBSCOM disabled.

**Response:**

The FRU callouts are calculated at the time of the failure. See the error log for the actual replacement strategy.

---

**BC251C07****Explanation:**

During processor/memory subsystem initialization, an error was encountered: The provided address is over 32 bits long which makes it invalid.

**Response:**

The FRU callouts are calculated at the time of the failure. See the error log for the actual replacement strategy.

---

**BC251C08****Explanation:**

During processor/memory subsystem initialization, an error was encountered: PIB error when attempting to perform IBSCOM operation.

**Response:**

The FRU callouts are calculated at the time of the failure. See the error log for the actual replacement strategy.

---

**BC251C09****Explanation:**

During processor/memory subsystem initialization, an error was encountered: Detected error doesn't match the address we failed on.

**Response:**

The FRU callouts are calculated at the time of the failure. See the error log for the actual replacement strategy.

---

**BC251C0A****Explanation:**

During processor/memory subsystem initialization, an error was encountered: Previous error disabled ibscom, so forcing a retry via FSI.

**Response:**

The FRU callouts are calculated at the time of the failure. See the error log for the actual replacement strategy.

---

**BC251D01****Explanation:**

A problem occurred during the IPL of the system.

**Response:**

The FRU callouts are calculated at the time of the failure. See the error log for the actual replacement strategy.

---

**BC251D03****Explanation:**

During processor/memory subsystem initialization, an error was encountered: The record enumeration did not have a corresponding string value.

**Response:**

The FRU callouts are calculated at the time of the failure. See the error log for the actual replacement strategy.

---

**BC251D04****Explanation:**

A problem occurred during the IPL of the system.

**Response:**

The FRU callouts are calculated at the time of the failure. See the error log for the actual replacement strategy.

---

**BC251D05****Explanation:**

During processor/memory subsystem initialization, an error was encountered: Record name does not match value expected for offset read.

**Response:**

The FRU callouts are calculated at the time of the failure. See the error log for the actual replacement strategy.

---

**BC251D06****Explanation:**

During processor/memory subsystem initialization, an error was encountered: Buffer for checking Presence Detect was not the correct size.

**Response:**

The FRU callouts are calculated at the time of the failure. See the error log for the actual replacement strategy.

---

**BC251D07****Explanation:**

During processor/memory subsystem initialization, an error was encountered: Invalid Basic Memory Type.

**Response:**

The FRU callouts are calculated at the time of the failure. See the error log for the actual replacement strategy.

---

**BC251D09****Explanation:**

A problem occurred during the IPL of the system.

**Response:**

The FRU callouts are calculated at the time of the failure. See the error log for the actual replacement strategy.

---

**BC251D0B****Explanation:**

A problem occurred during the IPL of the system.

**Response:**

The FRU callouts are calculated at the time of the failure. See the error log for the actual replacement strategy.

---

**BC251D0D****Explanation:**

A problem occurred during the IPL of the system.

**Response:**

The FRU callouts are calculated at the time of the failure. See the error log for the actual replacement strategy.

---

**BC251D0E****Explanation:**

A problem occurred during the IPL of the system.

**Response:**

The FRU callouts are calculated at the time of the failure. See the error log for the actual replacement strategy.

---

**BC251D0F****Explanation:**

A problem occurred during the IPL of the system.

**Response:**

The FRU callouts are calculated at the time of the failure. See the error log for the actual replacement strategy.

---

**BC251D10****Explanation:**

A problem occurred during the IPL of the system.

**Response:**

The FRU callouts are calculated at the time of the failure. See the error log for the actual replacement strategy.

---

**BC251D11****Explanation:**

A problem occurred during the IPL of the system.

**Response:**

The FRU callouts are calculated at the time of the failure. See the error log for the actual replacement strategy.

---

**BC251D14****Explanation:**

A problem occurred during the IPL of the system.

**Response:**

The FRU callouts are calculated at the time of the failure. See the error log for the actual replacement strategy.

---

**BC251D15****Explanation:**

A problem occurred during the IPL of the system.

**Response:**

The FRU callouts are calculated at the time of the failure. See the error log for the actual replacement strategy.

---

**BC251D16****Explanation:**

During processor/memory subsystem initialization, an error was encountered: Requested VPD type is invalid or not supported at runtime.

**Response:**

The FRU callouts are calculated at the time of the failure. See the error log for the actual replacement strategy.

---

**BC251D1A****Explanation:**

During processor/memory subsystem initialization, an error was encountered: Hypervisor returned NULL address for VPD.

**Response:**

The FRU callouts are calculated at the time of the failure. See the error log for the actual replacement strategy.

---

**BC251D1B****Explanation:**

During processor/memory subsystem initialization, an error was encountered: Reserved size in memory insufficient for runtime VPD.

**Response:**

The FRU callouts are calculated at the time of the failure. See the error log for the actual replacement strategy.

---

**BC251D30****Explanation:**

During processor/memory subsystem initialization, an error was encountered: The VHDR was invalid.

**Response:**

The FRU callouts are calculated at the time of the failure. See the error log for the actual replacement strategy.

---

**BC251D31****Explanation:**

During processor/memory subsystem initialization, an error was encountered: Unable to resolve the VPD source (PNOR or SEEPROM).

**Response:**

The FRU callouts are calculated at the time of the failure. See the error log for the actual replacement strategy.

---

**BC251D32****Explanation:**

During processor/memory subsystem initialization, an error was encountered: writePNOR mm\_remove\_pages FLUSH failed.

**Response:**

The FRU callouts are calculated at the time of the failure. See the error log for the actual replacement strategy.

---

**BC251D33****Explanation:**

During processor/memory subsystem initialization, an error was encountered: Unexpected target type.

**Response:**

The FRU callouts are calculated at the time of the failure. See the error log for the actual replacement strategy.

---

**BC251D34****Explanation:**

During processor/memory subsystem initialization, an error was encountered: Unable to resolve the VPD destination (PNOR or SEEPROM).

**Response:**

The FRU callouts are calculated at the time of the failure. See the error log for the actual replacement strategy.

---

**BC251D35****Explanation:**

Fatal firmware boot error.

**Response:**

The FRU callouts are calculated at the time of the failure. See the error log for the actual replacement strategy.

---

**BC251D36****Explanation:**

During processor/memory subsystem initialization, an error was encountered: presenceDetect> Invalid data length (!= 1 bytes).

**Response:**

The FRU callouts are calculated at the time of the failure. See the error log for the actual replacement strategy.

---

**BC251D37****Explanation:**

During processor/memory subsystem initialization, an error was encountered: MBOX send not supported in HBRT.

**Response:**

The FRU callouts are calculated at the time of the failure. See the error log for the actual replacement strategy.

---

**BC251D3B****Explanation:**

During processor/memory subsystem initialization, an error was encountered: Node for VPD is too large.

**Response:**

The FRU callouts are calculated at the time of the failure. See the error log for the actual replacement strategy.

---

**BC251D3C****Explanation:**

Firmware error writing VPD.

**Response:**

The FRU callouts are calculated at the time of the failure. See the error log for the actual replacement strategy.

---

**BC251D3D****Explanation:**

Runtime vital product data update failure.

**Response:**

The FRU callouts are calculated at the time of the failure. See the error log for the actual replacement strategy.

---

**BC251D3E**

**Explanation:**

Firmware configuration error.

**Response:**

The FRU callouts are calculated at the time of the failure. See the error log for the actual replacement strategy.

---

**BC251D3F**

**Explanation:**

Firmware error during boot.

**Response:**

The FRU callouts are calculated at the time of the failure. See the error log for the actual replacement strategy.

---

**BC251E05**

**Explanation:**

A problem occurred during the IPL of the system.

**Response:**

The FRU callouts are calculated at the time of the failure. See the error log for the actual replacement strategy.

---

**BC251E07**

**Explanation:**

Secure Boot firmware validation failed.

**Response:**

The FRU callouts are calculated at the time of the failure. See the error log for the actual replacement strategy.

---

**BC251E09**

**Explanation:**

Unexpected internal firmware error.

**Response:**

The FRU callouts are calculated at the time of the failure. See the error log for the actual replacement strategy.

---

**BC251E0B**

**Explanation:**

Security failure occurred during the IPL of the system.

**Response:**

The FRU callouts are calculated at the time of the failure. See the error log for the actual replacement strategy.

---

**BC251E0C**

**Explanation:**

Firmware Error.

**Response:**

The FRU callouts are calculated at the time of the failure. See the error log for the actual replacement strategy.

---

**BC251E0D**

**Explanation:**

Firmware Error.

**Response:**

The FRU callouts are calculated at the time of the failure. See the error log for the actual replacement strategy.

---

**BC251E0E**

**Explanation:**

Platform security problem detected.

**Response:**

The FRU callouts are calculated at the time of the failure. See the error log for the actual replacement strategy.

---

**BC251E0F**

**Explanation:**

Firmware Error.

**Response:**

The FRU callouts are calculated at the time of the failure. See the error log for the actual replacement strategy.

---

**BC251E10**

**Explanation:**

Firmware Error.

**Response:**

The FRU callouts are calculated at the time of the failure. See the error log for the actual replacement strategy.

---

**BC251E11**

**Explanation:**

Firmware Error.

**Response:**

The FRU callouts are calculated at the time of the failure. See the error log for the actual replacement strategy.

---

**BC251E12**

**Explanation:**

Firmware Error.

**Response:**

The FRU callouts are calculated at the time of the failure. See the error log for the actual replacement strategy.

---

---

**BC251E13****Explanation:**

Boot firmware integrity issue; Reinstall boot firmware.

**Response:**

The FRU callouts are calculated at the time of the failure. See the error log for the actual replacement strategy.

---

**BC251E14****Explanation:**

Secure Boot failure.

**Response:**

The FRU callouts are calculated at the time of the failure. See the error log for the actual replacement strategy.

---

**BC251E15****Explanation:**

Planar jumper configuration.

**Response:**

The FRU callouts are calculated at the time of the failure. See the error log for the actual replacement strategy.

---

**BC251E16****Explanation:**

A problem occurred during the IPL of the system.

**Response:**

The FRU callouts are calculated at the time of the failure. See the error log for the actual replacement strategy.

---

**BC251E17****Explanation:**

Could not allocate any requested SMF memory.

**Response:**

The FRU callouts are calculated at the time of the failure. See the error log for the actual replacement strategy.

---

**BC251E18****Explanation:**

SMF secure memory allocation request altered to satisfy memory allocation rules.

**Response:**

The FRU callouts are calculated at the time of the failure. See the error log for the actual replacement strategy.

---

**BC251E20****Explanation:**

Secure Boot failure.

**Response:**

The FRU callouts are calculated at the time of the failure. See the error log for the actual replacement strategy.

---

**BC251E21****Explanation:**

Secure Boot failure.

**Response:**

The FRU callouts are calculated at the time of the failure. See the error log for the actual replacement strategy.

---

**BC251E22****Explanation:**

Secure Boot failure.

**Response:**

The FRU callouts are calculated at the time of the failure. See the error log for the actual replacement strategy.

---

**BC251E23****Explanation:**

Secure Boot failure.

**Response:**

The FRU callouts are calculated at the time of the failure. See the error log for the actual replacement strategy.

---

**BC251E24****Explanation:**

Secure Boot failure.

**Response:**

The FRU callouts are calculated at the time of the failure. See the error log for the actual replacement strategy.

---

**BC251E25****Explanation:**

Secure Boot failure.

**Response:**

The FRU callouts are calculated at the time of the failure. See the error log for the actual replacement strategy.

---

**BC251E26****Explanation:**

Secure Boot failure.

**Response:**

The FRU callouts are calculated at the time of the failure. See the error log for the actual replacement strategy.

---

**BC251E27****Explanation:**

Secure Boot failure.

**Response:**

The FRU callouts are calculated at the time of the failure. See the error log for the actual replacement strategy.

---

**BC251E28****Explanation:**

Secure Boot failure.

**Response:**

The FRU callouts are calculated at the time of the failure. See the error log for the actual replacement strategy.

---

**BC251E29****Explanation:**

Secure Boot failure.

**Response:**

The FRU callouts are calculated at the time of the failure. See the error log for the actual replacement strategy.

---

**BC251E2A****Explanation:**

Secure Boot failure.

**Response:**

The FRU callouts are calculated at the time of the failure. See the error log for the actual replacement strategy.

---

**BC251E2B****Explanation:**

Secure Boot failure.

**Response:**

The FRU callouts are calculated at the time of the failure. See the error log for the actual replacement strategy.

---

**BC251E2D****Explanation:**

During processor/memory subsystem initialization, an error was encountered: Could not fetch primary TPM's Log.

**Response:**

The FRU callouts are calculated at the time of the failure. See the error log for the actual replacement strategy.

---

**BC251E30****Explanation:**

Trusted Boot failure.

**Response:**

The FRU callouts are calculated at the time of the failure. See the error log for the actual replacement strategy.

---

**BC251E31****Explanation:**

Trusted Boot failure.

**Response:**

The FRU callouts are calculated at the time of the failure. See the error log for the actual replacement strategy.

---

**BC251E32****Explanation:**

Trusted Boot failure.

**Response:**

The FRU callouts are calculated at the time of the failure. See the error log for the actual replacement strategy.

---

**BC251E33****Explanation:**

Trusted Boot failure.

**Response:**

The FRU callouts are calculated at the time of the failure. See the error log for the actual replacement strategy.

---

**BC251E34****Explanation:**

Trusted Boot failure.

**Response:**

The FRU callouts are calculated at the time of the failure. See the error log for the actual replacement strategy.

---

**BC251E41****Explanation:**

A problem occurred during the IPL of the system.

**Response:**

The FRU callouts are calculated at the time of the failure. See the error log for the actual replacement strategy.

---

**BC251E42****Explanation:**

A problem occurred during the IPL of the system.

**Response:**

The FRU callouts are calculated at the time of the failure. See the error log for the actual replacement strategy.

---

**BC251E43****Explanation:**

A problem occurred during the IPL of the system.

**Response:**



The FRU callouts are calculated at the time of the failure. See the error log for the actual replacement strategy.

---

**BC251E44****Explanation:**

Physical Presence was Asserted.

**Response:**

The FRU callouts are calculated at the time of the failure. See the error log for the actual replacement strategy.

---

**BC251E45****Explanation:**

Re-IPLing to open a Physical Presence Window.

**Response:**

The FRU callouts are calculated at the time of the failure. See the error log for the actual replacement strategy.

---

**BC251E46****Explanation:**

A problem occurred during the IPL of the system.

**Response:**

The FRU callouts are calculated at the time of the failure. See the error log for the actual replacement strategy.

---

**BC251E47****Explanation:**

Detected Special Key Clear Request.

**Response:**

The FRU callouts are calculated at the time of the failure. See the error log for the actual replacement strategy.

---

**BC251F01****Explanation:**

During processor/memory subsystem initialization, an error was encountered: IPC service provider received an unexpected message.

**Response:**

The FRU callouts are calculated at the time of the failure. See the error log for the actual replacement strategy.

---

**BC252201****Explanation:**

A problem occurred while updating processor boot code.

**Response:**

The FRU callouts are calculated at the time of the failure. See the error log for the actual replacement strategy.

---

**BC252202****Explanation:**

A problem occurred while updating processor boot code.

**Response:**

The FRU callouts are calculated at the time of the failure. See the error log for the actual replacement strategy.

---

**BC252203****Explanation:**

A problem occurred while updating processor boot code.

**Response:**

The FRU callouts are calculated at the time of the failure. See the error log for the actual replacement strategy.

---

**BC252204****Explanation:**

A problem occurred while updating processor boot code.

**Response:**

The FRU callouts are calculated at the time of the failure. See the error log for the actual replacement strategy.

---

**BC252206****Explanation:**

A problem occurred while updating processor boot code.

**Response:**

The FRU callouts are calculated at the time of the failure. See the error log for the actual replacement strategy.

---

**BC252207****Explanation:**

A problem occurred while updating processor boot code.

**Response:**

The FRU callouts are calculated at the time of the failure. See the error log for the actual replacement strategy.

---

**BC252208****Explanation:**

A problem occurred while updating processor boot code.

**Response:**

The FRU callouts are calculated at the time of the failure. See the error log for the actual replacement strategy.

---

**BC25220A****Explanation:**

A problem occurred while updating processor boot code.

**Response:**

The FRU callouts are calculated at the time of the failure. See the error log for the actual replacement strategy.

---

**BC25220B****Explanation:**

A problem occurred while updating processor boot code.

**Response:**

The FRU callouts are calculated at the time of the failure. See the error log for the actual replacement strategy.

---

**BC25220D****Explanation:**

A problem occurred while updating processor boot code.

**Response:**

The FRU callouts are calculated at the time of the failure. See the error log for the actual replacement strategy.

---

**BC25220E****Explanation:**

During processor/memory subsystem initialization, an error was encountered: Invalid Boot SEEPROM Side Found.

**Response:**

The FRU callouts are calculated at the time of the failure. See the error log for the actual replacement strategy.

---

**BC25220F****Explanation:**

ECC or Data Mismatch Fail Reading Back Self Boot Engine (SBE) Version Information.

**Response:**

The FRU callouts are calculated at the time of the failure. See the error log for the actual replacement strategy.

---

**BC252210****Explanation:**

A problem occurred while updating processor boot code.

**Response:**

The FRU callouts are calculated at the time of the failure. See the error log for the actual replacement strategy.

---

**BC252211****Explanation:**

A problem occurred while updating processor boot code.

**Response:**

The FRU callouts are calculated at the time of the failure. See the error log for the actual replacement strategy.

---

**BC252212****Explanation:**

Successful Update of Self Boot Engine (SBE) SEEPROM SBE Version Information.

**Response:**

The FRU callouts are calculated at the time of the failure. See the error log for the actual replacement strategy.

---

**BC252213****Explanation:**

Self Boot Engine (SBE) Version Mismatch with Master Target.

**Response:**

The FRU callouts are calculated at the time of the failure. See the error log for the actual replacement strategy.

---

**BC252214****Explanation:**

During processor/memory subsystem initialization, an error was encountered: Error Associated with Updating this Target.

**Response:**

The FRU callouts are calculated at the time of the failure. See the error log for the actual replacement strategy.

---

**BC252215****Explanation:**

Self Boot Engine (SBE) Image Version Mismatch with Master Target.

**Response:**

The FRU callouts are calculated at the time of the failure. See the error log for the actual replacement strategy.

---

**BC252218****Explanation:**

A problem occurred while updating processor boot code.

**Response:**

The FRU callouts are calculated at the time of the failure. See the error log for the actual replacement strategy.

---

**BC252219****Explanation:**

A problem occurred while updating processor boot code.

**Response:**

The FRU callouts are calculated at the time of the failure. See the error log for the actual replacement strategy.

---

**BC25221A****Explanation:**

A problem occurred while updating processor boot code.

**Response:**

The FRU callouts are calculated at the time of the failure. See the error log for the actual replacement strategy.

---

**BC25221B****Explanation:**

SBE is not being updated.

**Response:**

The FRU callouts are calculated at the time of the failure. See the error log for the actual replacement strategy.

---

**BC25221D****Explanation:**

Chip level is invalid.

**Response:**

The FRU callouts are calculated at the time of the failure. See the error log for the actual replacement strategy.

---

**BC25221E****Explanation:**

A problem occurred while updating processor boot code.

**Response:**

The FRU callouts are calculated at the time of the failure. See the error log for the actual replacement strategy.

---

**BC25221F****Explanation:**

A problem occurred while updating processor boot code.

**Response:**

The FRU callouts are calculated at the time of the failure. See the error log for the actual replacement strategy.

---

**BC252300****Explanation:**

A problem occurred during the IPL of the system.

**Response:**

The FRU callouts are calculated at the time of the failure. See the error log for the actual replacement strategy.

---

**BC252301****Explanation:**

A problem occurred during the IPL of the system.

**Response:**

The FRU callouts are calculated at the time of the failure. See the error log for the actual replacement strategy.

---

**BC252302****Explanation:**

A problem occurred during the IPL of the system.

**Response:**

The FRU callouts are calculated at the time of the failure. See the error log for the actual replacement strategy.

---

**BC252303****Explanation:**

A problem occurred during the IPL of the system.

**Response:**

The FRU callouts are calculated at the time of the failure. See the error log for the actual replacement strategy.

---

**BC252310****Explanation:**

A problem occurred during the IPL of the system.

**Response:**

The FRU callouts are calculated at the time of the failure. See the error log for the actual replacement strategy.

---

**BC252401****Explanation:**

Firmware error accessing internal bus during IPL.

**Response:**

The FRU callouts are calculated at the time of the failure. See the error log for the actual replacement strategy.

---

**BC252403****Explanation:**

Firmware error accessing internal bus during IPL.

**Response:**

The FRU callouts are calculated at the time of the failure. See the error log for the actual replacement strategy.

---

**BC252404**

**Explanation:**

Error(s) found in OPB Status Register.

**Response:**

The FRU callouts are calculated at the time of the failure. See the error log for the actual replacement strategy.

---

**BC252405****Explanation:**

Unsupported Reset Level requested.

**Response:**

The FRU callouts are calculated at the time of the failure. See the error log for the actual replacement strategy.

---

**BC252406****Explanation:**

Firmware error during boot flash diagnostics.

**Response:**

The FRU callouts are calculated at the time of the failure. See the error log for the actual replacement strategy.

---

**BC252407****Explanation:**

Firmware error during boot flash diagnostics.

**Response:**

The FRU callouts are calculated at the time of the failure. See the error log for the actual replacement strategy.

---

**BC252408****Explanation:**

Firmware error during boot flash diagnostics.

**Response:**

The FRU callouts are calculated at the time of the failure. See the error log for the actual replacement strategy.

---

**BC252409****Explanation:**

Firmware error during boot flash diagnostics.

**Response:**

The FRU callouts are calculated at the time of the failure. See the error log for the actual replacement strategy.

---

**BC25240A****Explanation:**

Error(s) found in LPCHC Status Register.

**Response:**

The FRU callouts are calculated at the time of the failure. See the error log for the actual replacement strategy.

---

**BC252501****Explanation:**

Firmware error during system boot.

**Response:**

The FRU callouts are calculated at the time of the failure. See the error log for the actual replacement strategy.

---

**BC252502****Explanation:**

Firmware error.

**Response:**

The FRU callouts are calculated at the time of the failure. See the error log for the actual replacement strategy.

---

**BC252503****Explanation:**

Firmware error during IPMI event handling.

**Response:**

The FRU callouts are calculated at the time of the failure. See the error log for the actual replacement strategy.

---

**BC252504****Explanation:**

During processor/memory subsystem initialization, an error was encountered: Command not valid for this sensor.

**Response:**

The FRU callouts are calculated at the time of the failure. See the error log for the actual replacement strategy.

---

**BC252505****Explanation:**

During processor/memory subsystem initialization, an error was encountered: Set sensor reading command failed.

**Response:**

The FRU callouts are calculated at the time of the failure. See the error log for the actual replacement strategy.

---

**BC252506****Explanation:**

During processor/memory subsystem initialization, an error was encountered: Set sensor reading command failed.

**Response:**

The FRU callouts are calculated at the time of the failure. See the error log for the actual replacement strategy.

---

**BC252507****Explanation:**

During processor/memory subsystem initialization, an error was encountered: Requested sensor is not present.

**Response:**

The FRU callouts are calculated at the time of the failure. See the error log for the actual replacement strategy.

---

**BC252508****Explanation:**

During processor/memory subsystem initialization, an error was encountered: Set sensor reading command failed.

**Response:**

The FRU callouts are calculated at the time of the failure. See the error log for the actual replacement strategy.

---

**BC252509****Explanation:**

Unexpected IPMI completion code from the BMC.

**Response:**

The FRU callouts are calculated at the time of the failure. See the error log for the actual replacement strategy.

---

**BC25250A****Explanation:**

The DCMI command to retrieve the power limit data from the BMC has failed, the user defined power limit cannot be applied.

**Response:**

The FRU callouts are calculated at the time of the failure. See the error log for the actual replacement strategy.

---

**BC25250B****Explanation:**

Request to get sensor reading IPMI completion code can be seen in userdata1 field of the log.

**Response:**

The FRU callouts are calculated at the time of the failure. See the error log for the actual replacement strategy.

---

**BC25250C****Explanation:**

During processor/memory subsystem initialization, an error was encountered: Request to get sensor type form the bmc failed.

**Response:**

The FRU callouts are calculated at the time of the failure. See the error log for the actual replacement strategy.

---

**BC25250D****Explanation:**

Unable to determine sensor information.

**Response:**

The FRU callouts are calculated at the time of the failure. See the error log for the actual replacement strategy.

---

**BC25250E****Explanation:**

During processor/memory subsystem initialization, an error was encountered: VPD data is invalid size.

**Response:**

The FRU callouts are calculated at the time of the failure. See the error log for the actual replacement strategy.

---

**BC25250F****Explanation:**

The passed in sensor number is not valid.

**Response:**

The FRU callouts are calculated at the time of the failure. See the error log for the actual replacement strategy.

---

**BC252510****Explanation:**

Unable to find a valid sensor setting.

**Response:**

The FRU callouts are calculated at the time of the failure. See the error log for the actual replacement strategy.

---

**BC252601****Explanation:**

During processor/memory subsystem initialization, an error was encountered: OCC is not valid.

**Response:**

The FRU callouts are calculated at the time of the failure. See the error log for the actual replacement strategy.

---

**BC252605****Explanation:**

During processor/memory subsystem initialization, an error was encountered: OCC not ready for target state.

**Response:**

The FRU callouts are calculated at the time of the failure. See the error log for the actual replacement strategy.

---

---

**BC25260E****Explanation:**

During processor/memory subsystem initialization, an error was encountered: Unable to send cmd to OCC exception.

**Response:**

The FRU callouts are calculated at the time of the failure. See the error log for the actual replacement strategy.

---

**BC252616****Explanation:**

During processor/memory subsystem initialization, an error was encountered: Homer pointer is nullptr, unable to communicate with the OCCs. Leaving system in safe mode.

**Response:**

The FRU callouts are calculated at the time of the failure. See the error log for the actual replacement strategy.

---

**BC252618****Explanation:**

During processor/memory subsystem initialization, an error was encountered: Invalid response length received.

**Response:**

The FRU callouts are calculated at the time of the failure. See the error log for the actual replacement strategy.

---

**BC252619****Explanation:**

During processor/memory subsystem initialization, an error was encountered: OCC response had checksum failure.

**Response:**

The FRU callouts are calculated at the time of the failure. See the error log for the actual replacement strategy.

---

**BC25261B****Explanation:**

During processor/memory subsystem initialization, an error was encountered: Invalid length in OCC response.

**Response:**

The FRU callouts are calculated at the time of the failure. See the error log for the actual replacement strategy.

---

**BC25261C****Explanation:**

During processor/memory subsystem initialization, an error was encountered: Invalid POLL response length.

**Response:**

The FRU callouts are calculated at the time of the failure. See the error log for the actual replacement strategy.

---

**BC25261D****Explanation:**

During processor/memory subsystem initialization, an error was encountered: Bad FRU data received in OCC error log.

**Response:**

The FRU callouts are calculated at the time of the failure. See the error log for the actual replacement strategy.

---

**BC252622****Explanation:**

During processor/memory subsystem initialization, an error was encountered: Invalid role is POLL response.

**Response:**

The FRU callouts are calculated at the time of the failure. See the error log for the actual replacement strategy.

---

**BC252623****Explanation:**

During processor/memory subsystem initialization, an error was encountered: Invalid OCC state requested.

**Response:**

The FRU callouts are calculated at the time of the failure. See the error log for the actual replacement strategy.

---

**BC252624****Explanation:**

During processor/memory subsystem initialization, an error was encountered: OCC comm not established or command is not supported.

**Response:**

The FRU callouts are calculated at the time of the failure. See the error log for the actual replacement strategy.

---

**BC252625****Explanation:**

During processor/memory subsystem initialization, an error was encountered: OCCs were not loaded/started successfully.

**Response:**

The FRU callouts are calculated at the time of the failure. See the error log for the actual replacement strategy.

---

**BC252626****Explanation:**

During processor/memory subsystem initialization, an error was encountered: OCC did not change to requested state.

**Response:**

The FRU callouts are calculated at the time of the failure. See the error log for the actual replacement strategy.

---

**BC252635****Explanation:**

During processor/memory subsystem initialization, an error was encountered: Timeout waiting for OCC response.

**Response:**

The FRU callouts are calculated at the time of the failure. See the error log for the actual replacement strategy.

---

**BC252645****Explanation:**

During processor/memory subsystem initialization, an error was encountered: No OCC target found for proc Target,.

**Response:**

The FRU callouts are calculated at the time of the failure. See the error log for the actual replacement strategy.

---

**BC252655****Explanation:**

During processor/memory subsystem initialization, an error was encountered: No OCC master was found.

**Response:**

The FRU callouts are calculated at the time of the failure. See the error log for the actual replacement strategy.

---

**BC252656****Explanation:**

During processor/memory subsystem initialization, an error was encountered: OCC reset threshold reached. Leaving OCCs in reset state.

**Response:**

The FRU callouts are calculated at the time of the failure. See the error log for the actual replacement strategy.

---

**BC252663****Explanation:**

During processor/memory subsystem initialization, an error was encountered: Invalid OCC error log data.

**Response:**

The FRU callouts are calculated at the time of the failure. See the error log for the actual replacement strategy.

---

**BC25267D****Explanation:**

During processor/memory subsystem initialization, an error was encountered: Bad FRU data received in OCC error log.

**Response:**

The FRU callouts are calculated at the time of the failure. See the error log for the actual replacement strategy.

---

**BC25267F****Explanation:**

During processor/memory subsystem initialization, an error was encountered: No FRU callouts found for non-info OCC Error.

**Response:**

The FRU callouts are calculated at the time of the failure. See the error log for the actual replacement strategy.

---

**BC252701****Explanation:**

During processor/memory subsystem initialization, an error was encountered: Invalid operation type.

**Response:**

The FRU callouts are calculated at the time of the failure. See the error log for the actual replacement strategy.

---

**BC252702****Explanation:**

A problem was detected during the IPL of the system: Device type not supported.

**Response:**

The FRU callouts are calculated at the time of the failure. See the error log for the actual replacement strategy.

---

**BC252703****Explanation:**

During processor/memory subsystem initialization, an error was encountered: TPM attribute was not found.

**Response:**

The FRU callouts are calculated at the time of the failure. See the error log for the actual replacement strategy.

---

**BC252705****Explanation:**

During processor/memory subsystem initialization, an error was encountered: I2C master entity path doesn't exist.

**Response:**

The FRU callouts are calculated at the time of the failure. See the error log for the actual replacement strategy.

---

**BC252706**

**Explanation:**

During processor/memory subsystem initialization, an error was encountered: I2C master path target is null.

**Response:**

The FRU callouts are calculated at the time of the failure. See the error log for the actual replacement strategy.

---

**BC252707**

**Explanation:**

During processor/memory subsystem initialization, an error was encountered: Invalid address offset size.

**Response:**

The FRU callouts are calculated at the time of the failure. See the error log for the actual replacement strategy.

---

**BC252708**

**Explanation:**

A problem occurred during the IPL of the system: TPM buffer is too large.

**Response:**

The FRU callouts are calculated at the time of the failure. See the error log for the actual replacement strategy.

---

**BC252709**

**Explanation:**

A problem occurred during the IPL of the system: TPM underflow.

**Response:**

The FRU callouts are calculated at the time of the failure. See the error log for the actual replacement strategy.

---

**BC25270A**

**Explanation:**

A problem occurred during the IPL of the system: TPM timeout.

**Response:**

The FRU callouts are calculated at the time of the failure. See the error log for the actual replacement strategy.

---

**BC25270B**

**Explanation:**

During processor/memory subsystem initialization, an error was encountered: Invalid operation type.

**Response:**

The FRU callouts are calculated at the time of the failure. See the error log for the actual replacement strategy.

---

**BC25270C**

**Explanation:**

During processor/memory subsystem initialization, an error was encountered: Invalid address offset size.

**Response:**

The FRU callouts are calculated at the time of the failure. See the error log for the actual replacement strategy.

---

**BC25270D**

**Explanation:**

A trusted platform module (TPM) that was expected to be present was not detected properly.

**Response:**

The FRU callouts are calculated at the time of the failure. See the error log for the actual replacement strategy.

---

**BC25270E**

**Explanation:**

Trusted boot problem detected.

**Response:**

The FRU callouts are calculated at the time of the failure. See the error log for the actual replacement strategy.

---

**BC25270F**

**Explanation:**

Trusted boot problem detected.

**Response:**

The FRU callouts are calculated at the time of the failure. See the error log for the actual replacement strategy.

---

**BC252710**

**Explanation:**

Unexpected trusted boot related failure.

**Response:**

The FRU callouts are calculated at the time of the failure. See the error log for the actual replacement strategy.

---

**BC252711**

**Explanation:**

Unexpected trusted boot related failure.

**Response:**



The FRU callouts are calculated at the time of the failure. See the error log for the actual replacement strategy.

---

**BC252801****Explanation:**

Firmware error communicating with boot device.

**Response:**

The FRU callouts are calculated at the time of the failure. See the error log for the actual replacement strategy.

---

**BC252802****Explanation:**

Firmware error communicating with boot device.

**Response:**

The FRU callouts are calculated at the time of the failure. See the error log for the actual replacement strategy.

---

**BC252803****Explanation:**

Firmware error communicating with boot device.

**Response:**

The FRU callouts are calculated at the time of the failure. See the error log for the actual replacement strategy.

---

**BC252804****Explanation:**

Firmware error communicating with boot device.

**Response:**

The FRU callouts are calculated at the time of the failure. See the error log for the actual replacement strategy.

---

**BC252806****Explanation:**

Firmware logic bug detected.

**Response:**

The FRU callouts are calculated at the time of the failure. See the error log for the actual replacement strategy.

---

**BC252810****Explanation:**

During processor/memory subsystem initialization, an error was encountered: Timeout waiting for upstream FIFO to have room to write.

**Response:**

The FRU callouts are calculated at the time of the failure. See the error log for the actual replacement strategy.

---

**BC252811****Explanation:**

During processor/memory subsystem initialization, an error was encountered: EOT not received before downstream buffer full.

**Response:**

The FRU callouts are calculated at the time of the failure. See the error log for the actual replacement strategy.

---

**BC252812****Explanation:**

During processor/memory subsystem initialization, an error was encountered: The distance to the status header is not within the response buffer.

**Response:**

The FRU callouts are calculated at the time of the failure. See the error log for the actual replacement strategy.

---

**BC252813****Explanation:**

During processor/memory subsystem initialization, an error was encountered: Status header does not start with magic number or non-zero primary or secondary status.

**Response:**

The FRU callouts are calculated at the time of the failure. See the error log for the actual replacement strategy.

---

**BC252814****Explanation:**

During processor/memory subsystem initialization, an error was encountered: Timeout waiting for downstream FIFO to have data to receive.

**Response:**

The FRU callouts are calculated at the time of the failure. See the error log for the actual replacement strategy.

---

**BC252815****Explanation:**

Firmware error communicating with boot device.

**Response:**

The FRU callouts are calculated at the time of the failure. See the error log for the actual replacement strategy.

---

**BC252816****Explanation:**

Firmware error communicating with boot device.

**Response:**

The FRU callouts are calculated at the time of the failure. See the error log for the actual replacement strategy.

---

**BC252817****Explanation:**

Firmware error communicating with boot device.

**Response:**

The FRU callouts are calculated at the time of the failure. See the error log for the actual replacement strategy.

---

**BC252818****Explanation:**

Firmware error communicating with boot device.

**Response:**

The FRU callouts are calculated at the time of the failure. See the error log for the actual replacement strategy.

---

**BC252819****Explanation:**

Firmware error communicating with boot device.

**Response:**

The FRU callouts are calculated at the time of the failure. See the error log for the actual replacement strategy.

---

**BC25281A****Explanation:**

During processor/memory subsystem initialization, an error was encountered: If the size of the FFDC package exceeds our allocated buffer size, we log it.

**Response:**

The FRU callouts are calculated at the time of the failure. See the error log for the actual replacement strategy.

---

**BC252831****Explanation:**

Firmware error communicating with boot device.

**Response:**

The FRU callouts are calculated at the time of the failure. See the error log for the actual replacement strategy.

---

**BC252832****Explanation:**

Firmware error communicating with boot device.

**Response:**

The FRU callouts are calculated at the time of the failure. See the error log for the actual replacement strategy.

---

**BC252833****Explanation:**

Firmware error communicating with boot device.

**Response:**

The FRU callouts are calculated at the time of the failure. See the error log for the actual replacement strategy.

---

**BC252834****Explanation:**

Firmware error communicating with boot device.

**Response:**

The FRU callouts are calculated at the time of the failure. See the error log for the actual replacement strategy.

---

**BC252835****Explanation:**

Firmware error communicating with boot device.

**Response:**

The FRU callouts are calculated at the time of the failure. See the error log for the actual replacement strategy.

---

**BC252836****Explanation:**

Firmware error communicating with boot device.

**Response:**

The FRU callouts are calculated at the time of the failure. See the error log for the actual replacement strategy.

---

**BC252837****Explanation:**

Firmware error communicating with boot device.

**Response:**

The FRU callouts are calculated at the time of the failure. See the error log for the actual replacement strategy.

---

**BC252838****Explanation:**

Firmware error communicating with boot device.

**Response:**

The FRU callouts are calculated at the time of the failure. See the error log for the actual replacement strategy.

---

**BC252839****Explanation:**

Firmware error communicating with boot device.

**Response:**

The FRU callouts are calculated at the time of the failure. See the error log for the actual replacement strategy.

---

**BC25283A****Explanation:**

Firmware error communicating with boot device.

**Response:**

The FRU callouts are calculated at the time of the failure. See the error log for the actual replacement strategy.

---

**BC25283B**

**Explanation:**

Firmware error communicating with boot device.

**Response:**

The FRU callouts are calculated at the time of the failure. See the error log for the actual replacement strategy.

---

**BC25283C**

**Explanation:**

Firmware error communicating with boot device.

**Response:**

The FRU callouts are calculated at the time of the failure. See the error log for the actual replacement strategy.

---

**BC25283D**

**Explanation:**

During processor/memory subsystem initialization, an error was encountered: Unable to inform OPAL of SBE failure.

**Response:**

The FRU callouts are calculated at the time of the failure. See the error log for the actual replacement strategy.

---

**BC252850**

**Explanation:**

A problem occurred during the IPL.

**Response:**

The FRU callouts are calculated at the time of the failure. See the error log for the actual replacement strategy.

---

**BC252851**

**Explanation:**

A problem occurred during the IPL.

**Response:**

The FRU callouts are calculated at the time of the failure. See the error log for the actual replacement strategy.

---

**BC252852**

**Explanation:**

During processor/memory subsystem initialization, an error was encountered: SBE booted from unexpected side.

**Response:**

The FRU callouts are calculated at the time of the failure. See the error log for the actual replacement strategy.

---

**BC252853**

**Explanation:**

During processor/memory subsystem initialization, an error was encountered: There is no recovery action on the SBE. We're guarding this proc.

**Response:**

The FRU callouts are calculated at the time of the failure. See the error log for the actual replacement strategy.

---

**BC252854**

**Explanation:**

The SBE did not start, we will attempt a reboot if possible.

**Response:**

The FRU callouts are calculated at the time of the failure. See the error log for the actual replacement strategy.

---

**BC252856**

**Explanation:**

During processor/memory subsystem initialization, an error was encountered: This function was called incorrectly or there is a new enum that is not handled yet.

**Response:**

The FRU callouts are calculated at the time of the failure. See the error log for the actual replacement strategy.

---

**BC252857**

**Explanation:**

FFDC associated with boot device failing to boot.

**Response:**

The FRU callouts are calculated at the time of the failure. See the error log for the actual replacement strategy.

---

**BC252858**

**Explanation:**

A processor in the system has failed to initialize.

**Response:**

The FRU callouts are calculated at the time of the failure. See the error log for the actual replacement strategy.

---

**BC25285B**

**Explanation:**

Extra FFDC gathered, marked information event.

**Response:**

The FRU callouts are calculated at the time of the failure. See the error log for the actual replacement strategy.

---

**BC25285C****Explanation:**

Processor Error.

**Response:**

The FRU callouts are calculated at the time of the failure. See the error log for the actual replacement strategy.

---

**BC25285D****Explanation:**

Processor Error.

**Response:**

The FRU callouts are calculated at the time of the failure. See the error log for the actual replacement strategy.

---

**BC25285E****Explanation:**

Processor Error.

**Response:**

The FRU callouts are calculated at the time of the failure. See the error log for the actual replacement strategy.

---

**BC25285F****Explanation:**

During processor/memory subsystem initialization, an error was encountered: Call to PSU Chip Op returned an unexpected message type.

**Response:**

The FRU callouts are calculated at the time of the failure. See the error log for the actual replacement strategy.

---

**BC252861****Explanation:**

During processor/memory subsystem initialization, an error was encountered: Could not register mailbox message queue.

**Response:**

The FRU callouts are calculated at the time of the failure. See the error log for the actual replacement strategy.

---

**BC252862****Explanation:**

Processor Error.

**Response:**

The FRU callouts are calculated at the time of the failure. See the error log for the actual replacement strategy.

---

**BC252BA0****Explanation:**

Failure detected in security subsystem.

**Response:**

The FRU callouts are calculated at the time of the failure. See the error log for the actual replacement strategy.

---

**BC252BA2****Explanation:**

Failure detected in security subsystem.

**Response:**

The FRU callouts are calculated at the time of the failure. See the error log for the actual replacement strategy.

---

**BC252BA3****Explanation:**

Failure detected in security subsystem.

**Response:**

The FRU callouts are calculated at the time of the failure. See the error log for the actual replacement strategy.

---

**BC252BA4****Explanation:**

Failure detected in security subsystem.

**Response:**

The FRU callouts are calculated at the time of the failure. See the error log for the actual replacement strategy.

---

**BC252BA5****Explanation:**

Failure detected in security subsystem.

**Response:**

The FRU callouts are calculated at the time of the failure. See the error log for the actual replacement strategy.

---

**BC252BA6****Explanation:**

Failure detected in security subsystem.

**Response:**

The FRU callouts are calculated at the time of the failure. See the error log for the actual replacement strategy.

---

**BC252BA7****Explanation:**

Failure detected in security subsystem.

**Response:**

The FRU callouts are calculated at the time of the failure. See the error log for the actual replacement strategy.

---

**BC252BA8****Explanation:**

Failure detected in security subsystem.

**Response:**

The FRU callouts are calculated at the time of the failure. See the error log for the actual replacement strategy.

---

**BC252BA9****Explanation:**

During processor/memory subsystem initialization, an error was encountered: Unmarshal error while replaying tpm log.

**Response:**

The FRU callouts are calculated at the time of the failure. See the error log for the actual replacement strategy.

---

**BC252BAA****Explanation:**

TPM log overflow.

**Response:**

The FRU callouts are calculated at the time of the failure. See the error log for the actual replacement strategy.

---

**BC252BAB****Explanation:**

TPM log operation failure.

**Response:**

The FRU callouts are calculated at the time of the failure. See the error log for the actual replacement strategy.

---

**BC252BAC****Explanation:**

TPM log buffer init failure.

**Response:**

The FRU callouts are calculated at the time of the failure. See the error log for the actual replacement strategy.

---

**BC252BAD****Explanation:**

The system is configured for Secure Boot and trusted platform module required mode; at least one functional trusted platform module is required to boot the system, but none are available. Therefore, the system will terminate. Trusted platform module required mode may be disabled via the appropriate systems management interface to allow platform boot

without the remote trusted attestation capability. Look for other errors which call out the trusted platform module and follow the repair actions for these errors.

**Response:**

The FRU callouts are calculated at the time of the failure. See the error log for the actual replacement strategy.

---

**BC252BAE****Explanation:**

Failure detected in security subsystem.

**Response:**

The FRU callouts are calculated at the time of the failure. See the error log for the actual replacement strategy.

---

**BC252BAF****Explanation:**

Failure detected in security subsystem.

**Response:**

The FRU callouts are calculated at the time of the failure. See the error log for the actual replacement strategy.

---

**BC252BB0****Explanation:**

TPM log invalid format.

**Response:**

The FRU callouts are calculated at the time of the failure. See the error log for the actual replacement strategy.

---

**BC252BB1****Explanation:**

Firmware error during system boot.

**Response:**

The FRU callouts are calculated at the time of the failure. See the error log for the actual replacement strategy.

---

**BC252BB2****Explanation:**

Firmware error during system boot.

**Response:**

The FRU callouts are calculated at the time of the failure. See the error log for the actual replacement strategy.

---

**BC252BB3****Explanation:**

Firmware error during system boot.

**Response:**

The FRU callouts are calculated at the time of the failure. See the error log for the actual replacement strategy.

---

**BC252BB4****Explanation:**

Platform security problem detected.

**Response:**

The FRU callouts are calculated at the time of the failure. See the error log for the actual replacement strategy.

---

**BC252BB5****Explanation:**

Failure detected in security subsystem.

**Response:**

The FRU callouts are calculated at the time of the failure. See the error log for the actual replacement strategy.

---

**BC252BB7****Explanation:**

Trusted Boot failure.

**Response:**

The FRU callouts are calculated at the time of the failure. See the error log for the actual replacement strategy.

---

**BC252BB8****Explanation:**

Trusted boot failure.

**Response:**

The FRU callouts are calculated at the time of the failure. See the error log for the actual replacement strategy.

---

**BC252BB9****Explanation:**

Trusted boot failure.

**Response:**

The FRU callouts are calculated at the time of the failure. See the error log for the actual replacement strategy.

---

**BC252BBA****Explanation:**

Trusted boot failure.

**Response:**

The FRU callouts are calculated at the time of the failure. See the error log for the actual replacement strategy.

---

**BC252BBB****Explanation:**

Trusted boot failure.

**Response:**

The FRU callouts are calculated at the time of the failure. See the error log for the actual replacement strategy.

---

**BC252BBC****Explanation:**

Trusted boot failure.

**Response:**

The FRU callouts are calculated at the time of the failure. See the error log for the actual replacement strategy.

---

**BC252BBD****Explanation:**

trustedboot failure.

**Response:**

The FRU callouts are calculated at the time of the failure. See the error log for the actual replacement strategy.

---

**BC253325****Explanation:**

During processor/memory subsystem initialization, an error was encountered: Unable to resolve other end of xbus.

**Response:**

The FRU callouts are calculated at the time of the failure. See the error log for the actual replacement strategy.

---

**BC253326****Explanation:**

During processor/memory subsystem initialization, an error was encountered: Unable to resolve other end of xbus.

**Response:**

The FRU callouts are calculated at the time of the failure. See the error log for the actual replacement strategy.

---

**BC253327****Explanation:**

Firmware Error.

**Response:**

The FRU callouts are calculated at the time of the failure. See the error log for the actual replacement strategy.

---

**BC253328****Explanation:**

Firmware Error.

**Response:**

The FRU callouts are calculated at the time of the failure. See the error log for the actual replacement strategy.

---

**BC253329****Explanation:**

Firmware Error.

**Response:**

The FRU callouts are calculated at the time of the failure. See the error log for the actual replacement strategy.

---

**BC25332A****Explanation:**

Firmware Error.

**Response:**

The FRU callouts are calculated at the time of the failure. See the error log for the actual replacement strategy.

---

**BC25332B****Explanation:**

Firmware Error.

**Response:**

The FRU callouts are calculated at the time of the failure. See the error log for the actual replacement strategy.

---

**BC25332C****Explanation:**

Firmware Error.

**Response:**

The FRU callouts are calculated at the time of the failure. See the error log for the actual replacement strategy.

---

**BC25332D****Explanation:**

Firmware Error.

**Response:**

The FRU callouts are calculated at the time of the failure. See the error log for the actual replacement strategy.

---

**BC25332E****Explanation:**

Firmware Error.

**Response:**

The FRU callouts are calculated at the time of the failure. See the error log for the actual replacement strategy.

---

**BC25332F****Explanation:**

Firmware Error.

**Response:**

The FRU callouts are calculated at the time of the failure. See the error log for the actual replacement strategy.

---

**BC253330****Explanation:**

Firmware Error.

**Response:**

The FRU callouts are calculated at the time of the failure. See the error log for the actual replacement strategy.

---

**BC253331****Explanation:**

Firmware Error.

**Response:**

The FRU callouts are calculated at the time of the failure. See the error log for the actual replacement strategy.

---

**BC253332****Explanation:**

Firmware Error.

**Response:**

The FRU callouts are calculated at the time of the failure. See the error log for the actual replacement strategy.

---

**BC253333****Explanation:**

Firmware Error.

**Response:**

The FRU callouts are calculated at the time of the failure. See the error log for the actual replacement strategy.

---

**BC253334****Explanation:**

During processor/memory subsystem initialization, an error was encountered: platGetMBvdpdMemoryDataVersion could not find the expected 1 mba from the passed dimm target.

**Response:**

The FRU callouts are calculated at the time of the failure. See the error log for the actual replacement strategy.

---

**BC253335****Explanation:**

During processor/memory subsystem initialization, an error was encountered: platGetMBvdpdMemoryDataVersion could not find an mba parent target from the passed in dimm target.

**Response:**

The FRU callouts are calculated at the time of the failure. See the error log for the actual replacement strategy.

---

**BC253336****Explanation:**

During processor/memory subsystem initialization, an error was encountered: platGetMBvdpdMemoryDataVersion could not find any child mba's from the passed in target of type TYPE\_MEMBUF.

**Response:**

The FRU callouts are calculated at the time of the failure. See the error log for the actual replacement strategy.

---

**BC253337****Explanation:**

During processor/memory subsystem initialization, an error was encountered: platGetMBvdpdMemoryDataVersion requires a target of type TYPE\_MBA or TYPE\_MEMBUF.

**Response:**

The FRU callouts are calculated at the time of the failure. See the error log for the actual replacement strategy.

---

**BC253339****Explanation:**

Internal firmware error.

**Response:**

The FRU callouts are calculated at the time of the failure. See the error log for the actual replacement strategy.

---

**BC25333A****Explanation:**

Internal firmware error.

**Response:**

The FRU callouts are calculated at the time of the failure. See the error log for the actual replacement strategy.

---

**BC25333B****Explanation:**

Internal firmware error.

**Response:**

The FRU callouts are calculated at the time of the failure. See the error log for the actual replacement strategy.

---

**BC25333C****Explanation:**

Internal firmware error.

**Response:**

The FRU callouts are calculated at the time of the failure. See the error log for the actual replacement strategy.

---

**BC25333D****Explanation:**

Internal firmware error.

**Response:**

The FRU callouts are calculated at the time of the failure. See the error log for the actual replacement strategy.

---

**BC25333E****Explanation:**

Internal firmware error.

**Response:**

The FRU callouts are calculated at the time of the failure. See the error log for the actual replacement strategy.

---

**BC253340****Explanation:**

Internal firmware error.

**Response:**

The FRU callouts are calculated at the time of the failure. See the error log for the actual replacement strategy.

---

**BC253343****Explanation:**

Internal firmware error.

**Response:**

The FRU callouts are calculated at the time of the failure. See the error log for the actual replacement strategy.

---

**BC253403****Explanation:**

A problem occurred while running processor boot code.

**Response:**

The FRU callouts are calculated at the time of the failure. See the error log for the actual replacement strategy.

---

**BC253404****Explanation:**

A problem occurred while running processor boot code.

**Response:**

The FRU callouts are calculated at the time of the failure. See the error log for the actual replacement strategy.

---

**BC253405**



**Explanation:**

A problem occurred while running processor boot code.

**Response:**

The FRU callouts are calculated at the time of the failure. See the error log for the actual replacement strategy.

---

**BC253406****Explanation:**

A problem occurred while running processor boot code.

**Response:**

The FRU callouts are calculated at the time of the failure. See the error log for the actual replacement strategy.

---

**BC253407****Explanation:**

A problem occurred while running processor boot code.

**Response:**

The FRU callouts are calculated at the time of the failure. See the error log for the actual replacement strategy.

---

**BC253408****Explanation:**

A problem occurred while running processor boot code.

**Response:**

The FRU callouts are calculated at the time of the failure. See the error log for the actual replacement strategy.

---

**BC253409****Explanation:**

A problem occurred while running processor boot code.

**Response:**

The FRU callouts are calculated at the time of the failure. See the error log for the actual replacement strategy.

---

**BC25340A****Explanation:**

A problem occurred while running processor boot code.

**Response:**

The FRU callouts are calculated at the time of the failure. See the error log for the actual replacement strategy.

---

**BC25340B****Explanation:**

A problem occurred while running processor boot code.

**Response:**

The FRU callouts are calculated at the time of the failure. See the error log for the actual replacement strategy.

---

**BC25340C****Explanation:**

A problem occurred while running processor boot code.

**Response:**

The FRU callouts are calculated at the time of the failure. See the error log for the actual replacement strategy.

---

**BC25340F****Explanation:**

Failed to load boot firmware.

**Response:**

The FRU callouts are calculated at the time of the failure. See the error log for the actual replacement strategy.

---

**BC253501****Explanation:**

During processor/memory subsystem initialization, an error was encountered: Invalid operation type.

**Response:**

The FRU callouts are calculated at the time of the failure. See the error log for the actual replacement strategy.

---

**BC253502****Explanation:**

A problem was detected during the IPL of the system: Device type not supported.

**Response:**

The FRU callouts are calculated at the time of the failure. See the error log for the actual replacement strategy.

---

**BC253503****Explanation:**

During processor/memory subsystem initialization, an error was encountered: NVDIMM attribute was not found.

**Response:**

The FRU callouts are calculated at the time of the failure. See the error log for the actual replacement strategy.

---

**BC253505****Explanation:**

During processor/memory subsystem initialization, an error was encountered: I2C master entity path doesn't exist.

**Response:**

The FRU callouts are calculated at the time of the failure. See the error log for the actual replacement strategy.

---

**BC253506**

**Explanation:**

During processor/memory subsystem initialization, an error was encountered: I2C master path target is null.

**Response:**

The FRU callouts are calculated at the time of the failure. See the error log for the actual replacement strategy.

---

**BC253507**

**Explanation:**

During processor/memory subsystem initialization, an error was encountered: Invalid address offset size.

**Response:**

The FRU callouts are calculated at the time of the failure. See the error log for the actual replacement strategy.

---

**BC253508**

**Explanation:**

A problem occurred during the IPL of the system: I2C buffer offset is too large.

**Response:**

The FRU callouts are calculated at the time of the failure. See the error log for the actual replacement strategy.

---

**BC253509**

**Explanation:**

During processor/memory subsystem initialization, an error was encountered: I2C write page size is zero.

**Response:**

The FRU callouts are calculated at the time of the failure. See the error log for the actual replacement strategy.

---

**BC25350A**

**Explanation:**

During processor/memory subsystem initialization, an error was encountered: NVDIMM register offset out of bound.

**Response:**

The FRU callouts are calculated at the time of the failure. See the error log for the actual replacement strategy.

---

**BC25350D**

**Explanation:**

NVDIMM timed out.

**Response:**

The FRU callouts are calculated at the time of the failure. See the error log for the actual replacement strategy.

---

**BC25350E**

**Explanation:**

NVDIMM timed out.

**Response:**

The FRU callouts are calculated at the time of the failure. See the error log for the actual replacement strategy.

---

**BC25350F**

**Explanation:**

NVDIMM timed out.

**Response:**

The FRU callouts are calculated at the time of the failure. See the error log for the actual replacement strategy.

---

**BC253512**

**Explanation:**

NVDIMM encountered error setting the energy source policy.

**Response:**

The FRU callouts are calculated at the time of the failure. See the error log for the actual replacement strategy.

---

**BC253516**

**Explanation:**

Encountered error performing internal operation on NVDIMM.

**Response:**

The FRU callouts are calculated at the time of the failure. See the error log for the actual replacement strategy.

---

**BC253517**

**Explanation:**

NVDIMM timed out.

**Response:**

The FRU callouts are calculated at the time of the failure. See the error log for the actual replacement strategy.

---

**BC253518**

**Explanation:**

NVDIMM encountered error arming save trigger.

**Response:**

The FRU callouts are calculated at the time of the failure. See the error log for the actual replacement strategy.

---

**BC253519****Explanation:**

NVDIMM error erasing data image.

**Response:**

The FRU callouts are calculated at the time of the failure. See the error log for the actual replacement strategy.

---

**BC25351A****Explanation:**

NVDIMM failed to restore data.

**Response:**

The FRU callouts are calculated at the time of the failure. See the error log for the actual replacement strategy.

---

**BC25351B****Explanation:**

NVDIMM not ready.

**Response:**

The FRU callouts are calculated at the time of the failure. See the error log for the actual replacement strategy.

---

**BC25351C****Explanation:**

Internal firmware error.

**Response:**

The FRU callouts are calculated at the time of the failure. See the error log for the actual replacement strategy.

---

**BC25351D****Explanation:**

NVDIMM not updated.

**Response:**

The FRU callouts are calculated at the time of the failure. See the error log for the actual replacement strategy.

---

**BC25351E****Explanation:**

NVDIMM not updated.

**Response:**

The FRU callouts are calculated at the time of the failure. See the error log for the actual replacement strategy.

---

**BC25351F****Explanation:**

NVDIMM not updated.

**Response:**

The FRU callouts are calculated at the time of the failure. See the error log for the actual replacement strategy.

---

**BC253520****Explanation:**

NVDIMM not updated.

**Response:**

The FRU callouts are calculated at the time of the failure. See the error log for the actual replacement strategy.

---

**BC253521****Explanation:**

NVDIMM not updated.

**Response:**

The FRU callouts are calculated at the time of the failure. See the error log for the actual replacement strategy.

---

**BC253522****Explanation:**

NVDIMM not updated.

**Response:**

The FRU callouts are calculated at the time of the failure. See the error log for the actual replacement strategy.

---

**BC253523****Explanation:**

NVDIMM not updated.

**Response:**

The FRU callouts are calculated at the time of the failure. See the error log for the actual replacement strategy.

---

**BC253524****Explanation:**

NVDIMM not updated.

**Response:**

The FRU callouts are calculated at the time of the failure. See the error log for the actual replacement strategy.

---

**BC253525****Explanation:**

NVDIMM not updated.

**Response:**

The FRU callouts are calculated at the time of the failure. See the error log for the actual replacement strategy.

---

**BC253526****Explanation:**

NVDIMM not updated.

**Response:**

The FRU callouts are calculated at the time of the failure. See the error log for the actual replacement strategy.

---

**BC253527**

**Explanation:**

NVDIMM not updated.

**Response:**

The FRU callouts are calculated at the time of the failure. See the error log for the actual replacement strategy.

---

**BC253528**

**Explanation:**

NVDIMM update started.

**Response:**

The FRU callouts are calculated at the time of the failure. See the error log for the actual replacement strategy.

---

**BC253529**

**Explanation:**

NVDIMM was successfully updated.

**Response:**

The FRU callouts are calculated at the time of the failure. See the error log for the actual replacement strategy.

---

**BC25352A**

**Explanation:**

NVDIMM error generating encryption keys.

**Response:**

The FRU callouts are calculated at the time of the failure. See the error log for the actual replacement strategy.

---

**BC25352B**

**Explanation:**

NVDIMM error erasing data image.

**Response:**

The FRU callouts are calculated at the time of the failure. See the error log for the actual replacement strategy.

---

**BC25352C**

**Explanation:**

NVDIMM error during Catastrophic Save.

**Response:**

The FRU callouts are calculated at the time of the failure. See the error log for the actual replacement strategy.

---

**BC25352D**

**Explanation:**

NVDIMM failed module health status check.

**Response:**

The FRU callouts are calculated at the time of the failure. See the error log for the actual replacement strategy.

---

**BC25352E**

**Explanation:**

NVDIMM failed module health status check.

**Response:**

The FRU callouts are calculated at the time of the failure. See the error log for the actual replacement strategy.

---

**BC25352F**

**Explanation:**

NVDIMM failed module health status check.

**Response:**

The FRU callouts are calculated at the time of the failure. See the error log for the actual replacement strategy.

---

**BC253538**

**Explanation:**

NVDIMM failed module health status check.

**Response:**

The FRU callouts are calculated at the time of the failure. See the error log for the actual replacement strategy.

---

**BC25353E**

**Explanation:**

NVDIMM failed to enable event notificaitons.

**Response:**

The FRU callouts are calculated at the time of the failure. See the error log for the actual replacement strategy.

---

**BC25353F**

**Explanation:**

NVDIMM register error.

**Response:**

The FRU callouts are calculated at the time of the failure. See the error log for the actual replacement strategy.

---

**BC253540**

**Explanation:**

NVDIMM encryption error.

**Response:**

The FRU callouts are calculated at the time of the failure. See the error log for the actual replacement strategy.

---

---

**BC253541****Explanation:**

NVDIMM register error.

**Response:**

The FRU callouts are calculated at the time of the failure. See the error log for the actual replacement strategy.

---

**BC253542****Explanation:**

NVDIMM register error.

**Response:**

The FRU callouts are calculated at the time of the failure. See the error log for the actual replacement strategy.

---

**BC253543****Explanation:**

NVDIMM encryption error.

**Response:**

The FRU callouts are calculated at the time of the failure. See the error log for the actual replacement strategy.

---

**BC253544****Explanation:**

NVDIMM encryption error.

**Response:**

The FRU callouts are calculated at the time of the failure. See the error log for the actual replacement strategy.

---

**BC253545****Explanation:**

NVDIMM encryption error.

**Response:**

The FRU callouts are calculated at the time of the failure. See the error log for the actual replacement strategy.

---

**BC253546****Explanation:**

NVDIMM encryption error.

**Response:**

The FRU callouts are calculated at the time of the failure. See the error log for the actual replacement strategy.

---

**BC253548****Explanation:**

NVDIMM encryption error.

**Response:**

The FRU callouts are calculated at the time of the failure. See the error log for the actual replacement strategy.

---

**BC253549****Explanation:**

NVDIMM ES health check failed.

**Response:**

The FRU callouts are calculated at the time of the failure. See the error log for the actual replacement strategy.

---

**BC25354A****Explanation:**

NVDIMM ES health check failed.

**Response:**

The FRU callouts are calculated at the time of the failure. See the error log for the actual replacement strategy.

---

**BC25354B****Explanation:**

NVDIMM ES health check failed.

**Response:**

The FRU callouts are calculated at the time of the failure. See the error log for the actual replacement strategy.

---

**BC25354C****Explanation:**

NVDIMM ES health check failed.

**Response:**

The FRU callouts are calculated at the time of the failure. See the error log for the actual replacement strategy.

---

**BC25354D****Explanation:**

NVDIMM NVM health check failed.

**Response:**

The FRU callouts are calculated at the time of the failure. See the error log for the actual replacement strategy.

---

**BC25354E****Explanation:**

NVDIMM logging error.

**Response:**

The FRU callouts are calculated at the time of the failure. See the error log for the actual replacement strategy.

---

**BC25354F****Explanation:**

NVDIMM logging error.

**Response:**

The FRU callouts are calculated at the time of the failure. See the error log for the actual replacement strategy.

---

**BC253550****Explanation:**

NVDIMM incorrect firmware slot.

**Response:**

The FRU callouts are calculated at the time of the failure. See the error log for the actual replacement strategy.

---

**BC253551****Explanation:**

NVDIMM error during nvdimm erase.

**Response:**

The FRU callouts are calculated at the time of the failure. See the error log for the actual replacement strategy.

---

**BC253552****Explanation:**

NVDIMM failed the arm precheck and is unable to arm.

**Response:**

The FRU callouts are calculated at the time of the failure. See the error log for the actual replacement strategy.

---

**BC253553****Explanation:**

NVDIMM failed to ARM.

**Response:**

The FRU callouts are calculated at the time of the failure. See the error log for the actual replacement strategy.

---

**BC253554****Explanation:**

NVDIMM requires an arm retry.

**Response:**

The FRU callouts are calculated at the time of the failure. See the error log for the actual replacement strategy.

---

**BC253555****Explanation:**

NVDIMM not updated.

**Response:**

The FRU callouts are calculated at the time of the failure. See the error log for the actual replacement strategy.

---

**BC253556****Explanation:**

NVDIMM not running latest firmware level.

**Response:**

The FRU callouts are calculated at the time of the failure. See the error log for the actual replacement strategy.

---

**BC253557****Explanation:**

NVDIMM erase error.

**Response:**

The FRU callouts are calculated at the time of the failure. See the error log for the actual replacement strategy.

---

**BC253558****Explanation:**

NVDIMM erase error.

**Response:**

The FRU callouts are calculated at the time of the failure. See the error log for the actual replacement strategy.

---

**BC253601****Explanation:**

A problem occurred during the IPL of the system: Invalid data length for a SCOM operation.

**Response:**

The FRU callouts are calculated at the time of the failure. See the error log for the actual replacement strategy.

---

**BC253602****Explanation:**

A problem occurred during the IPL of the system: Invalid target type for a SCOM operation.

**Response:**

The FRU callouts are calculated at the time of the failure. See the error log for the actual replacement strategy.

---

**BC253603****Explanation:**

A problem occurred during the IPL of the system: Invalid operation type for a SCOM operation.

**Response:**

The FRU callouts are calculated at the time of the failure. See the error log for the actual replacement strategy.

---

**BC253604****Explanation:**

A problem occurred during the IPL of the system: Invalid address for a SCOM operation.

**Response:**

The FRU callouts are calculated at the time of the failure. See the error log for the actual replacement strategy.

---

**BC253701****Explanation:**

Unexpected memory subsystem firmware error.

**Response:**

The FRU callouts are calculated at the time of the failure. See the error log for the actual replacement strategy.

---

**BC253702****Explanation:**

Unexpected memory subsystem firmware error.

**Response:**

The FRU callouts are calculated at the time of the failure. See the error log for the actual replacement strategy.

---

**BC253703****Explanation:**

Unexpected memory subsystem firmware error.

**Response:**

The FRU callouts are calculated at the time of the failure. See the error log for the actual replacement strategy.

---

**BC253704****Explanation:**

Unexpected memory subsystem firmware error.

**Response:**

The FRU callouts are calculated at the time of the failure. See the error log for the actual replacement strategy.

---

**BC253705****Explanation:**

Unexpected memory subsystem firmware error.

**Response:**

The FRU callouts are calculated at the time of the failure. See the error log for the actual replacement strategy.

---

**BC253706****Explanation:**

Unexpected memory subsystem firmware error.

**Response:**

The FRU callouts are calculated at the time of the failure. See the error log for the actual replacement strategy.

---

**BC253707****Explanation:**

Unexpected memory subsystem firmware error.

**Response:**

The FRU callouts are calculated at the time of the failure. See the error log for the actual replacement strategy.

---

**BC253708****Explanation:**

Unexpected memory subsystem firmware error.

**Response:**

The FRU callouts are calculated at the time of the failure. See the error log for the actual replacement strategy.

---

**BC253709****Explanation:**

Unexpected memory subsystem firmware error.

**Response:**

The FRU callouts are calculated at the time of the failure. See the error log for the actual replacement strategy.

---

**BC25370A****Explanation:**

Unexpected memory subsystem firmware error.

**Response:**

The FRU callouts are calculated at the time of the failure. See the error log for the actual replacement strategy.

---

**BC253901****Explanation:**

Error occurred during system boot.

**Response:**

The FRU callouts are calculated at the time of the failure. See the error log for the actual replacement strategy.

---

**BC253902****Explanation:**

Error occurred during system boot.

**Response:**

The FRU callouts are calculated at the time of the failure. See the error log for the actual replacement strategy.

---

**BC254101****Explanation:**

A problem occurred during the IPL of the system: Internal Firmware Error.

**Response:**

The FRU callouts are calculated at the time of the failure. See the error log for the actual replacement strategy.

---

**BC254102**

**Explanation:**

A problem occurred during the IPL of the system:  
Internal Firmware Error.

**Response:**

The FRU callouts are calculated at the time of the failure. See the error log for the actual replacement strategy.

---

**BC254103****Explanation:**

Unexpected IPL firmware data format error.

**Response:**

The FRU callouts are calculated at the time of the failure. See the error log for the actual replacement strategy.

---

**BC254104****Explanation:**

Unexpected IPL firmware data format error.

**Response:**

The FRU callouts are calculated at the time of the failure. See the error log for the actual replacement strategy.

---

**BC254105****Explanation:**

Unexpected IPL firmware data format error.

**Response:**

The FRU callouts are calculated at the time of the failure. See the error log for the actual replacement strategy.

---

**BC254106****Explanation:**

Unsupported device found during firmware IPL.

**Response:**

The FRU callouts are calculated at the time of the failure. See the error log for the actual replacement strategy.

---

**BC254107****Explanation:**

Unexpected boot firmware data format error.

**Response:**

The FRU callouts are calculated at the time of the failure. See the error log for the actual replacement strategy.

---

**BC254108****Explanation:**

Unexpected IPL firmware data format error.

**Response:**

The FRU callouts are calculated at the time of the failure. See the error log for the actual replacement strategy.

---

**BC254109****Explanation:**

Unexpected IPL firmware data format error.

**Response:**

The FRU callouts are calculated at the time of the failure. See the error log for the actual replacement strategy.

---

**BC25410A****Explanation:**

PCIE hotplug controller flash update failure.

**Response:**

The FRU callouts are calculated at the time of the failure. See the error log for the actual replacement strategy.

---

**BC25410B****Explanation:**

PCIE hotplug controller flash update failure.

**Response:**

The FRU callouts are calculated at the time of the failure. See the error log for the actual replacement strategy.

---

**BC25410C****Explanation:**

A problem occurred during the IPL of the system:  
Internal Firmware Error.

**Response:**

The FRU callouts are calculated at the time of the failure. See the error log for the actual replacement strategy.

---

**BC25410D****Explanation:**

Unexpected IPL firmware data format error.

**Response:**

The FRU callouts are calculated at the time of the failure. See the error log for the actual replacement strategy.

---

**BC25430C****Explanation:**

A problem occurred during IPL of the system.

**Response:**

The FRU callouts are calculated at the time of the failure. See the error log for the actual replacement strategy.

---

**BC25430D****Explanation:**



A problem occurred during IPL of the system.

**Response:**

The FRU callouts are calculated at the time of the failure. See the error log for the actual replacement strategy.

---

**BC25430E**

**Explanation:**

A problem occurred during IPL of the system.

**Response:**

The FRU callouts are calculated at the time of the failure. See the error log for the actual replacement strategy.

---

**BC25430F**

**Explanation:**

A problem occurred during IPL of the system.

**Response:**

The FRU callouts are calculated at the time of the failure. See the error log for the actual replacement strategy.

---

**BC2543FB**

**Explanation:**

Informational log associated with DIMM updates.

**Response:**

The FRU callouts are calculated at the time of the failure. See the error log for the actual replacement strategy.

---

**BC2543FC**

**Explanation:**

Informational log associated with DIMM updates.

**Response:**

The FRU callouts are calculated at the time of the failure. See the error log for the actual replacement strategy.

---

**BC2543FD**

**Explanation:**

Informational log associated with DIMM updates.

**Response:**

The FRU callouts are calculated at the time of the failure. See the error log for the actual replacement strategy.

---

**BC2543FE**

**Explanation:**

Informational log associated with DIMM updates.

**Response:**

The FRU callouts are calculated at the time of the failure. See the error log for the actual replacement strategy.

---

**BC254601**

**Explanation:**

A problem occurred during the IPL of the system.

**Response:**

The FRU callouts are calculated at the time of the failure. See the error log for the actual replacement strategy.

---

**BC254705**

**Explanation:**

A problem occurred during the IPL of the system.

**Response:**

The FRU callouts are calculated at the time of the failure. See the error log for the actual replacement strategy.

---

**BC254708**

**Explanation:**

A problem occurred during the IPL of the system.

**Response:**

The FRU callouts are calculated at the time of the failure. See the error log for the actual replacement strategy.

---

**BC259001**

**Explanation:**

Firmware encountered an internal error while retrieving target data.

**Response:**

The FRU callouts are calculated at the time of the failure. See the error log for the actual replacement strategy.

---

**BC259002**

**Explanation:**

Firmware encountered an internal error while retrieving target data.

**Response:**

The FRU callouts are calculated at the time of the failure. See the error log for the actual replacement strategy.

---

**BC259003**

**Explanation:**

Firmware encountered an internal error while retrieving attribute data.

**Response:**

The FRU callouts are calculated at the time of the failure. See the error log for the actual replacement strategy.

---

**BC259004**

**Explanation:**

Firmware encountered an internal error while retrieving attribute data.

**Response:**

The FRU callouts are calculated at the time of the failure. See the error log for the actual replacement strategy.

---

**BC259005****Explanation:**

Firmware encountered an internal error.

**Response:**

The FRU callouts are calculated at the time of the failure. See the error log for the actual replacement strategy.

---

**BC259006****Explanation:**

Firmware encountered an internal error while retrieving target data.

**Response:**

The FRU callouts are calculated at the time of the failure. See the error log for the actual replacement strategy.

---

**BC25900A****Explanation:**

Firmware encountered an internal error.

**Response:**

The FRU callouts are calculated at the time of the failure. See the error log for the actual replacement strategy.

---

**BC25900B****Explanation:**

Firmware encountered an internal error.

**Response:**

The FRU callouts are calculated at the time of the failure. See the error log for the actual replacement strategy.

---

**BC25900D****Explanation:**

Firmware encountered an internal error.

**Response:**

The FRU callouts are calculated at the time of the failure. See the error log for the actual replacement strategy.

---

**BC25900E****Explanation:**

Firmware encountered an internal error.

**Response:**

The FRU callouts are calculated at the time of the failure. See the error log for the actual replacement strategy.

---

**BC25900F****Explanation:**

Firmware encountered an internal error.

**Response:**

The FRU callouts are calculated at the time of the failure. See the error log for the actual replacement strategy.

---

**BC259010****Explanation:**

Firmware encountered an internal error.

**Response:**

The FRU callouts are calculated at the time of the failure. See the error log for the actual replacement strategy.

---

**BC259011****Explanation:**

During processor/memory subsystem initialization, an error was encountered: Failed trying to add another entry to a mainstore area address range array.

**Response:**

The FRU callouts are calculated at the time of the failure. See the error log for the actual replacement strategy.

---

**BC259012****Explanation:**

During processor/memory subsystem initialization, an error was encountered: Attempted to add a RAM FRU for an invalid mainstore area.

**Response:**

The FRU callouts are calculated at the time of the failure. See the error log for the actual replacement strategy.

---

**BC259014****Explanation:**

Firmware encountered an internal error while retrieving target handle.

**Response:**

The FRU callouts are calculated at the time of the failure. See the error log for the actual replacement strategy.

---

**BC259015****Explanation:**

Firmware encountered an internal error.

**Response:**

The FRU callouts are calculated at the time of the failure. See the error log for the actual replacement strategy.

---

**BC259016****Explanation:**

Firmware encountered an internal error.

**Response:**

The FRU callouts are calculated at the time of the failure. See the error log for the actual replacement strategy.

---

**BC259017****Explanation:**

Firmware encountered an internal error.

**Response:**

The FRU callouts are calculated at the time of the failure. See the error log for the actual replacement strategy.

---

**BC259018****Explanation:**

Firmware encountered an internal error.

**Response:**

The FRU callouts are calculated at the time of the failure. See the error log for the actual replacement strategy.

---

**BC259019****Explanation:**

Firmware encountered an internal error.

**Response:**

The FRU callouts are calculated at the time of the failure. See the error log for the actual replacement strategy.

---

**BC25901A****Explanation:**

Firmware encountered an internal error.

**Response:**

The FRU callouts are calculated at the time of the failure. See the error log for the actual replacement strategy.

---

**BC25901B****Explanation:**

Firmware encountered an internal error.

**Response:**

The FRU callouts are calculated at the time of the failure. See the error log for the actual replacement strategy.

---

**BC25901C****Explanation:**

Firmware encountered an internal error.

**Response:**

The FRU callouts are calculated at the time of the failure. See the error log for the actual replacement strategy.

---

**BC25901E****Explanation:**

Firmware encountered an internal error while getting obus brick ID.

**Response:**

The FRU callouts are calculated at the time of the failure. See the error log for the actual replacement strategy.

---

**BC25901F****Explanation:**

Firmware encountered an internal error while getting obus frequency bucket.

**Response:**

The FRU callouts are calculated at the time of the failure. See the error log for the actual replacement strategy.

---

**BC259020****Explanation:**

Firmware encountered an internal error while finding proc model and ec.

**Response:**

The FRU callouts are calculated at the time of the failure. See the error log for the actual replacement strategy.

---

**BC259021****Explanation:**

Firmware encountered an internal error while retrieving obus pll frequency values.

**Response:**

The FRU callouts are calculated at the time of the failure. See the error log for the actual replacement strategy.

---

**BC25E504****Explanation:**

During processor/memory subsystem initialization, an error was encountered: CEC hardware failure detected.

**Response:**

The FRU callouts are calculated at the time of the failure. See the error log for the actual replacement strategy.

---

**BC25E540****Explanation:**

During processor/memory subsystem initialization, an error was encountered: CEC hardware failure detected. Cause is most likely hardware, but there are other callouts including Software or Next Level Support.

**Response:**

The FRU callouts are calculated at the time of the failure. See the error log for the actual replacement strategy.

---

**BC25E550**

**Explanation:**

During processor/memory subsystem initialization, an error was encountered: CEC hardware failure detected. Cause is most likely Software, but there are also Hardware callouts.

**Response:**

The FRU callouts are calculated at the time of the failure. See the error log for the actual replacement strategy.

**BC25E560****Explanation:**

During processor/memory subsystem initialization, an error was encountered: CEC hardware failure detected. Cause is most likely Software.

**Response:**

The FRU callouts are calculated at the time of the failure. See the error log for the actual replacement strategy.

**BC25E570****Explanation:**

During processor/memory subsystem initialization, an error was encountered: An errorlog containing extra FFDC collected by the HWP.

**Response:**

The FRU callouts are calculated at the time of the failure. See the error log for the actual replacement strategy.

**BC25E580****Explanation:**

Chip diagnosis did not find any chip with an attention.

**Response:**

The FRU callouts are calculated at the time of the failure. See the error log for the actual replacement strategy.

**BC25E582****Explanation:**

During processor/memory subsystem initialization, an error was encountered: Invalid configuration in CS FIR Data handling.

**Response:**

The FRU callouts are calculated at the time of the failure. See the error log for the actual replacement strategy.

**BC25E583****Explanation:**

During processor/memory subsystem initialization, an error was encountered: NULL system target.

**Response:**

The FRU callouts are calculated at the time of the failure. See the error log for the actual replacement strategy.

## (BC3x) Reference codes

A BC3x reference code indicates that an event or exception occurred in boot firmware. To resolve any BC3x reference code, determine if the SRC requires a service action or if it is for tracking purposes only.

Diagnostics analyze an event when it occurs to determine if the event requires service or if the event will only be recorded for tracking purposes and future reference. The determination is based on machine type, model, installed features, configuration, topology and activations at the time of the event.

If you do not find the SRC in a serviceable event view then it is a tracking event only and does not require service.

- Tracking events appear as "informational" or "Misc." or "temp" in the IBM i product activity log and the Advanced System Manage Interface (ASMI).
- Serviceable event views are:
  - AIX® Diagnostics Results Log
  - IBM i problem log
  - IBM i service action log (SAL)
  - Management console service focal point
  - Linux® Diagnostic Messages Log
  - System control panel
  - ASMI listed under serviceable events

**BC300202****Explanation:**

During processor/memory subsystem initialization, an error was encountered: A device driver operation was attempted for which no driver has been registered.

**Response:**

The FRU callouts are calculated at the time of the failure. See the error log for the actual replacement strategy.

---

**BC300203**

**Explanation:**

During processor/memory subsystem initialization, an error was encountered: A device driver operation on a NULL target.

**Response:**

The FRU callouts are calculated at the time of the failure. See the error log for the actual replacement strategy.

---

**BC300204**

**Explanation:**

During processor/memory subsystem initialization, an error was encountered: A double registration was attempted with the routing framework.

**Response:**

The FRU callouts are calculated at the time of the failure. See the error log for the actual replacement strategy.

---

**BC300301**

**Explanation:**

During processor/memory subsystem initialization, an error was encountered: The provided address is over 32 bits long which makes it invalid.

**Response:**

The FRU callouts are calculated at the time of the failure. See the error log for the actual replacement strategy.

---

**BC300305**

**Explanation:**

During processor/memory subsystem initialization, an error was encountered: Indirect SCOM Read error.

**Response:**

The FRU callouts are calculated at the time of the failure. See the error log for the actual replacement strategy.

---

**BC300306**

**Explanation:**

During processor/memory subsystem initialization, an error was encountered: Indirect SCOM complete bit did not come on.

**Response:**

The FRU callouts are calculated at the time of the failure. See the error log for the actual replacement strategy.

---

**BC300307**

**Explanation:**

During processor/memory subsystem initialization, an error was encountered: Indirect SCOM Write failed for this address.

**Response:**

The FRU callouts are calculated at the time of the failure. See the error log for the actual replacement strategy.

---

**BC300308**

**Explanation:**

During processor/memory subsystem initialization, an error was encountered: Indirect SCOM complete bit did not come on.

**Response:**

The FRU callouts are calculated at the time of the failure. See the error log for the actual replacement strategy.

---

**BC300309**

**Explanation:**

During processor/memory subsystem initialization, an error was encountered: Scom Translate not supported for this type.

**Response:**

The FRU callouts are calculated at the time of the failure. See the error log for the actual replacement strategy.

---

**BC30030A**

**Explanation:**

During processor/memory subsystem initialization, an error was encountered: Scom Translation did not modify the address.

**Response:**

The FRU callouts are calculated at the time of the failure. See the error log for the actual replacement strategy.

---

**BC30030C**

**Explanation:**

Firmware error during system IPL.

**Response:**

The FRU callouts are calculated at the time of the failure. See the error log for the actual replacement strategy.

---

**BC30030D**

**Explanation:**

Firmware error during system IPL.

**Response:**

The FRU callouts are calculated at the time of the failure. See the error log for the actual replacement strategy.

---

**BC30030E****Explanation:**

A problem occurred during the IPL of the system.

**Response:**

The FRU callouts are calculated at the time of the failure. See the error log for the actual replacement strategy.

---

**BC30030F****Explanation:**

During processor/memory subsystem initialization, an error was encountered: Bits 0:11 in user supplied data is not zero.

**Response:**

The FRU callouts are calculated at the time of the failure. See the error log for the actual replacement strategy.

---

**BC300310****Explanation:**

During processor/memory subsystem initialization, an error was encountered: No read op on form 1 indirect scom.

**Response:**

The FRU callouts are calculated at the time of the failure. See the error log for the actual replacement strategy.

---

**BC300311****Explanation:**

During processor/memory subsystem initialization, an error was encountered: Hypervisor wakeup failed.

**Response:**

The FRU callouts are calculated at the time of the failure. See the error log for the actual replacement strategy.

---

**BC300312****Explanation:**

During processor/memory subsystem initialization, an error was encountered: SCOM runtime interface not linked.

**Response:**

The FRU callouts are calculated at the time of the failure. See the error log for the actual replacement strategy.

---

**BC300313****Explanation:**

During processor/memory subsystem initialization, an error was encountered: Disabling special wakeup when not enabled.

**Response:**

The FRU callouts are calculated at the time of the failure. See the error log for the actual replacement strategy.

---

**BC300314****Explanation:**

During processor/memory subsystem initialization, an error was encountered: Scm Translate not supported for this type.

**Response:**

The FRU callouts are calculated at the time of the failure. See the error log for the actual replacement strategy.

---

**BC300315****Explanation:**

During processor/memory subsystem initialization, an error was encountered: Error from Hypervisor attempting SCOM.

**Response:**

The FRU callouts are calculated at the time of the failure. See the error log for the actual replacement strategy.

---

**BC300316****Explanation:**

During processor/memory subsystem initialization, an error was encountered: Buffer size is less than allowed or NULL data buffer.

**Response:**

The FRU callouts are calculated at the time of the failure. See the error log for the actual replacement strategy.

---

**BC300317****Explanation:**

During processor/memory subsystem initialization, an error was encountered: Scm invalid operation type.

**Response:**

The FRU callouts are calculated at the time of the failure. See the error log for the actual replacement strategy.

---

**BC300318****Explanation:**

Secure Boot failure.

**Response:**

The FRU callouts are calculated at the time of the failure. See the error log for the actual replacement strategy.

---

**BC300319****Explanation:**

Secure Boot failure.

**Response:**

The FRU callouts are calculated at the time of the failure. See the error log for the actual replacement strategy.

---

**BC30031A****Explanation:**

Secure Boot failure.

**Response:**

The FRU callouts are calculated at the time of the failure. See the error log for the actual replacement strategy.

---

**BC30031B****Explanation:**

Secure Boot failure.

**Response:**

The FRU callouts are calculated at the time of the failure. See the error log for the actual replacement strategy.

---

**BC30031C****Explanation:**

Secure Boot failure.

**Response:**

The FRU callouts are calculated at the time of the failure. See the error log for the actual replacement strategy.

---

**BC30031D****Explanation:**

During processor/memory subsystem initialization, an error was encountered: Invalid mode parm for wakeup operation.

**Response:**

The FRU callouts are calculated at the time of the failure. See the error log for the actual replacement strategy.

---

**BC30031E****Explanation:**

During processor/memory subsystem initialization, an error was encountered: Unexpectedly forcing wakeup off when the counter is non-zero, implies a bug in the code flow.

**Response:**

The FRU callouts are calculated at the time of the failure. See the error log for the actual replacement strategy.

---

**BC30031F****Explanation:**

During processor/memory subsystem initialization, an error was encountered: Unsupported multicast op.

**Response:**

The FRU callouts are calculated at the time of the failure. See the error log for the actual replacement strategy.

---

**BC300401****Explanation:**

During processor/memory subsystem initialization, an error was encountered: XSCom access error.

**Response:**

The FRU callouts are calculated at the time of the failure. See the error log for the actual replacement strategy.

---

**BC300402****Explanation:**

During processor/memory subsystem initialization, an error was encountered: XSCOM buffer size less than 8 bytes or NULL data buff.

**Response:**

The FRU callouts are calculated at the time of the failure. See the error log for the actual replacement strategy.

---

**BC300403****Explanation:**

During processor/memory subsystem initialization, an error was encountered: XSCOM invalid operation type.

**Response:**

The FRU callouts are calculated at the time of the failure. See the error log for the actual replacement strategy.

---

**BC300405****Explanation:**

A problem occurred during the IPL of the system.

**Response:**

The FRU callouts are calculated at the time of the failure. See the error log for the actual replacement strategy.

---

**BC300406****Explanation:**

During processor/memory subsystem initialization, an error was encountered: XSCOM access error.

**Response:**

The FRU callouts are calculated at the time of the failure. See the error log for the actual replacement strategy.

---

**BC300407****Explanation:**

During processor/memory subsystem initialization, an error was encountered: XSCOM runtime interface not linked.

**Response:**

The FRU callouts are calculated at the time of the failure. See the error log for the actual replacement strategy.

---

**BC300501**

**Explanation:**

During processor/memory subsystem initialization, an error was encountered: Initialization Service failed to start a task.

**Response:**

The FRU callouts are calculated at the time of the failure. See the error log for the actual replacement strategy.

---

**BC300502**

**Explanation:**

During processor/memory subsystem initialization, an error was encountered: Initialization Service attempted to start a function within a module but the function failed to launch.

**Response:**

The FRU callouts are calculated at the time of the failure. See the error log for the actual replacement strategy.

---

**BC300503**

**Explanation:**

During processor/memory subsystem initialization, an error was encountered: One or more CxxTest Unit Tests failed.

**Response:**

The FRU callouts are calculated at the time of the failure. See the error log for the actual replacement strategy.

---

**BC300504**

**Explanation:**

During processor/memory subsystem initialization, an error was encountered: Could not FLUSH virtual memory.

**Response:**

The FRU callouts are calculated at the time of the failure. See the error log for the actual replacement strategy.

---

**BC300505**

**Explanation:**

During processor/memory subsystem initialization, an error was encountered: Initialization Service launched a task and the task returned an error.

**Response:**

The FRU callouts are calculated at the time of the failure. See the error log for the actual replacement strategy.

---

**BC300506**

**Explanation:**

During processor/memory subsystem initialization, an error was encountered: Initialization Service launched a function and the task returned an error.

**Response:**

The FRU callouts are calculated at the time of the failure. See the error log for the actual replacement strategy.

---

**BC300507**

**Explanation:**

During processor/memory subsystem initialization, an error was encountered: Initialization Service failed to load a module needed to load a function or task. UserDetails will contain the name of the function or task.

**Response:**

The FRU callouts are calculated at the time of the failure. See the error log for the actual replacement strategy.

---

**BC300508**

**Explanation:**

During processor/memory subsystem initialization, an error was encountered: Request to send Istep Complete msg to Fsp, but no outstanding message from service processor found.

**Response:**

The FRU callouts are calculated at the time of the failure. See the error log for the actual replacement strategy.

---

**BC300509**

**Explanation:**

During processor/memory subsystem initialization, an error was encountered: IStep failed and HW deconfigured. Looped back to an earlier istep (Reconfigure loop).

**Response:**

The FRU callouts are calculated at the time of the failure. See the error log for the actual replacement strategy.

---

**BC30050A**

**Explanation:**

A hardware error occurred during the IPL. See previous logs for details.

**Response:**



The FRU callouts are calculated at the time of the failure. See the error log for the actual replacement strategy.

---

**BC30050B****Explanation:**

During processor/memory subsystem initialization, an error was encountered: Received shutdown request from service processor.

**Response:**

The FRU callouts are calculated at the time of the failure. See the error log for the actual replacement strategy.

---

**BC30050C****Explanation:**

A problem occurred during the IPL of the system.

**Response:**

The FRU callouts are calculated at the time of the failure. See the error log for the actual replacement strategy.

---

**BC30050D****Explanation:**

During processor/memory subsystem initialization, an error was encountered: Istep messaged received by non-master node.

**Response:**

The FRU callouts are calculated at the time of the failure. See the error log for the actual replacement strategy.

---

**BC30050F****Explanation:**

A reconfigure loop is being induced for testing purposes.

**Response:**

The FRU callouts are calculated at the time of the failure. See the error log for the actual replacement strategy.

---

**BC300510****Explanation:**

During processor/memory subsystem initialization, an error was encountered: Received shutdown request due to deconfigure outside of reconfig loop.

**Response:**

The FRU callouts are calculated at the time of the failure. See the error log for the actual replacement strategy.

---

**BC300511****Explanation:**

An internal firmware error occurred.

**Response:**

The FRU callouts are calculated at the time of the failure. See the error log for the actual replacement strategy.

---

**BC300512****Explanation:**

Node is no longer accepting istep requests.

**Response:**

The FRU callouts are calculated at the time of the failure. See the error log for the actual replacement strategy.

---

**BC300516****Explanation:**

Firmware error during boot.

**Response:**

The FRU callouts are calculated at the time of the failure. See the error log for the actual replacement strategy.

---

**BC300601****Explanation:**

A problem occurred while accessing the boot flash.

**Response:**

The FRU callouts are calculated at the time of the failure. See the error log for the actual replacement strategy.

---

**BC300602****Explanation:**

A problem occurred while accessing the boot flash.

**Response:**

The FRU callouts are calculated at the time of the failure. See the error log for the actual replacement strategy.

---

**BC300603****Explanation:**

During processor/memory subsystem initialization, an error was encountered: invalid section passed to flush.

**Response:**

The FRU callouts are calculated at the time of the failure. See the error log for the actual replacement strategy.

---

**BC300604****Explanation:**

A problem occurred while initializing secure PNOR.

**Response:**

The FRU callouts are calculated at the time of the failure. See the error log for the actual replacement strategy.

---

**BC300605****Explanation:**

Processor NOR flash: A problem occurred while accessing the boot flash.

**Response:**

The FRU callouts are calculated at the time of the failure. See the error log for the actual replacement strategy.

---

**BC300606**

**Explanation:**

A problem occurred while accessing the boot flash.

**Response:**

The FRU callouts are calculated at the time of the failure. See the error log for the actual replacement strategy.

---

**BC300607**

**Explanation:**

During processor/memory subsystem initialization, an error was encountered: Unsupported Reset Level requested.

**Response:**

The FRU callouts are calculated at the time of the failure. See the error log for the actual replacement strategy.

---

**BC300608**

**Explanation:**

LPC bus error communicating with the BMC.

**Response:**

The FRU callouts are calculated at the time of the failure. See the error log for the actual replacement strategy.

---

**BC300609**

**Explanation:**

A problem occurred while accessing the boot flash.

**Response:**

The FRU callouts are calculated at the time of the failure. See the error log for the actual replacement strategy.

---

**BC30060B**

**Explanation:**

Hardware error accessing flash during IPL.

**Response:**

The FRU callouts are calculated at the time of the failure. See the error log for the actual replacement strategy.

---

**BC30060C**

**Explanation:**

Fail verifying Flash File System (FFS) Header on Master Candidate Processor NOR flash Table of Contents

**Response:**

The FRU callouts are calculated at the time of the failure. See the error log for the actual replacement strategy.

---

**BC300610**

**Explanation:**

A problem occurred while accessing the boot flash.

**Response:**

The FRU callouts are calculated at the time of the failure. See the error log for the actual replacement strategy.

---

**BC300614**

**Explanation:**

Firmware error accessing flash during IPL.

**Response:**

The FRU callouts are calculated at the time of the failure. See the error log for the actual replacement strategy.

---

**BC300615**

**Explanation:**

BMC not responding while accessing the flash.

**Response:**

The FRU callouts are calculated at the time of the failure. See the error log for the actual replacement strategy.

---

**BC300616**

**Explanation:**

Error accessing system firmware flash.

**Response:**

The FRU callouts are calculated at the time of the failure. See the error log for the actual replacement strategy.

---

**BC300617**

**Explanation:**

Error accessing system firmware flash.

**Response:**

The FRU callouts are calculated at the time of the failure. See the error log for the actual replacement strategy.

---

**BC300619**

**Explanation:**

A problem occurred while reading Processor NOR flash partition table.

**Response:**

The FRU callouts are calculated at the time of the failure. See the error log for the actual replacement strategy.

---

**BC30061B**

**Explanation:**

During processor/memory subsystem initialization, an error was encountered: invalid section passed to getSectionInfo or section prohibited by secureboot.

**Response:**

The FRU callouts are calculated at the time of the failure. See the error log for the actual replacement strategy.

---

**BC30061C**

**Explanation:**

During processor/memory subsystem initialization, an error was encountered: UNCORRECTABLE ECC.

**Response:**

The FRU callouts are calculated at the time of the failure. See the error log for the actual replacement strategy.

---

**BC30061D**

**Explanation:**

During processor/memory subsystem initialization, an error was encountered: section size is zero.

**Response:**

The FRU callouts are calculated at the time of the failure. See the error log for the actual replacement strategy.

---

**BC30061E**

**Explanation:**

Failed to remove pages.

**Response:**

The FRU callouts are calculated at the time of the failure. See the error log for the actual replacement strategy.

---

**BC30061F**

**Explanation:**

Error accessing system firmware flash.

**Response:**

The FRU callouts are calculated at the time of the failure. See the error log for the actual replacement strategy.

---

**BC300620**

**Explanation:**

Error accessing system firmware flash.

**Response:**

The FRU callouts are calculated at the time of the failure. See the error log for the actual replacement strategy.

---

**BC300621**

**Explanation:**

During processor/memory subsystem initialization, an error was encountered: Non ECC protected section is passed to fixECC.

**Response:**

The FRU callouts are calculated at the time of the failure. See the error log for the actual replacement strategy.

---

**BC300622**

**Explanation:**

A problem occurred while reading Processor NOR flash partition table.

**Response:**

The FRU callouts are calculated at the time of the failure. See the error log for the actual replacement strategy.

---

**BC300623**

**Explanation:**

A problem occurred while reading Processor NOR flash partition table.

**Response:**

The FRU callouts are calculated at the time of the failure. See the error log for the actual replacement strategy.

---

**BC300627**

**Explanation:**

A problem occurred while accessing the boot flash.

**Response:**

The FRU callouts are calculated at the time of the failure. See the error log for the actual replacement strategy.

---

**BC300629**

**Explanation:**

No valid Table of Contents (TOC) found for Processor NOR flash.

**Response:**

The FRU callouts are calculated at the time of the failure. See the error log for the actual replacement strategy.

---

**BC30062A**

**Explanation:**

Error accessing system firmware flash.

**Response:**

The FRU callouts are calculated at the time of the failure. See the error log for the actual replacement strategy.

---

**BC30062B**

**Explanation:**

A problem occurred while reading Processor NOR flash partition table.

**Response:**

The FRU callouts are calculated at the time of the failure. See the error log for the actual replacement strategy.

---

**BC30062C****Explanation:**

A problem occurred while reading Processor NOR flash partition table.

**Response:**

The FRU callouts are calculated at the time of the failure. See the error log for the actual replacement strategy.

---

**BC30062D****Explanation:**

A problem occurred while reading Processor NOR flash partition table.

**Response:**

The FRU callouts are calculated at the time of the failure. See the error log for the actual replacement strategy.

---

**BC30062F****Explanation:**

Firmware level mismatch.

**Response:**

The FRU callouts are calculated at the time of the failure. See the error log for the actual replacement strategy.

---

**BC300630****Explanation:**

Secureboot key transition failure.

**Response:**

The FRU callouts are calculated at the time of the failure. See the error log for the actual replacement strategy.

---

**BC300631****Explanation:**

Firmware Error.

**Response:**

The FRU callouts are calculated at the time of the failure. See the error log for the actual replacement strategy.

---

**BC300632****Explanation:**

BMC not responding while accessing the flash.

**Response:**

The FRU callouts are calculated at the time of the failure. See the error log for the actual replacement strategy.

---

**BC300633****Explanation:**

BMC not responding while accessing the flash.

**Response:**

The FRU callouts are calculated at the time of the failure. See the error log for the actual replacement strategy.

---

**BC300634****Explanation:**

Security failure: unable to securely load requested firmware.

**Response:**

The FRU callouts are calculated at the time of the failure. See the error log for the actual replacement strategy.

---

**BC300635****Explanation:**

A problem occurred within the security subsystem.

**Response:**

The FRU callouts are calculated at the time of the failure. See the error log for the actual replacement strategy.

---

**BC300636****Explanation:**

A problem occurred within the security subsystem.

**Response:**

The FRU callouts are calculated at the time of the failure. See the error log for the actual replacement strategy.

---

**BC300637****Explanation:**

A problem occurred within the security subsystem.

**Response:**

The FRU callouts are calculated at the time of the failure. See the error log for the actual replacement strategy.

---

**BC300638****Explanation:**

Failure in security subsystem.

**Response:**

The FRU callouts are calculated at the time of the failure. See the error log for the actual replacement strategy.

---

**BC300639****Explanation:**

Platform Security Error.

**Response:**

The FRU callouts are calculated at the time of the failure. See the error log for the actual replacement strategy.

---

**BC30063A****Explanation:**

Failure in security subsystem.

**Response:**

The FRU callouts are calculated at the time of the failure. See the error log for the actual replacement strategy.

---

**BC30063B****Explanation:**

Failure in security subsystem.

**Response:**

The FRU callouts are calculated at the time of the failure. See the error log for the actual replacement strategy.

---

**BC30063C****Explanation:**

Failure in security subsystem.

**Response:**

The FRU callouts are calculated at the time of the failure. See the error log for the actual replacement strategy.

---

**BC30063D****Explanation:**

A problem occurred while reading Processor NOR flash partition table.

**Response:**

The FRU callouts are calculated at the time of the failure. See the error log for the actual replacement strategy.

---

**BC300702****Explanation:**

A problem occurred during the IPL of the system.

**Response:**

The FRU callouts are calculated at the time of the failure. See the error log for the actual replacement strategy.

---

**BC300703****Explanation:**

During processor/memory subsystem initialization, an error was encountered: Timed out waiting for data in FIFO to read.

**Response:**

The FRU callouts are calculated at the time of the failure. See the error log for the actual replacement strategy.

---

**BC300705****Explanation:**

During processor/memory subsystem initialization, an error was encountered: Timed out waiting for command complete.

**Response:**

The FRU callouts are calculated at the time of the failure. See the error log for the actual replacement strategy.

---

**BC300706****Explanation:**

A problem occurred during the IPL of the system: An error was found in the I2C status register.

**Response:**

The FRU callouts are calculated at the time of the failure. See the error log for the actual replacement strategy.

---

**BC300707****Explanation:**

During processor/memory subsystem initialization, an error was encountered: Master Sentinel chip was used as a target for an I2C operation. This is not permitted.

**Response:**

The FRU callouts are calculated at the time of the failure. See the error log for the actual replacement strategy.

---

**BC30070A****Explanation:**

A problem occurred during the IPL of the system.

**Response:**

The FRU callouts are calculated at the time of the failure. See the error log for the actual replacement strategy.

---

**BC30070B****Explanation:**

A problem occurred during the IPL of the system: A NACK error was found in the I2C Status register.

**Response:**

The FRU callouts are calculated at the time of the failure. See the error log for the actual replacement strategy.

---

**BC30070C****Explanation:**

A problem occurred during the IPL of the system: A Bus Arbitration Lost error was found in the I2C status register.

**Response:**

The FRU callouts are calculated at the time of the failure. See the error log for the actual replacement strategy.

---

**BC30070D****Explanation:**

During processor/memory subsystem initialization, an error was encountered: I2C read/write interface not linked.

**Response:**

The FRU callouts are calculated at the time of the failure. See the error log for the actual replacement strategy.

---

**BC30070E****Explanation:**

During processor/memory subsystem initialization, an error was encountered: I2C access error.

**Response:**

The FRU callouts are calculated at the time of the failure. See the error log for the actual replacement strategy.

---

**BC30070F****Explanation:**

During processor/memory subsystem initialization, an error was encountered: I2C offset length is invalid.

**Response:**

The FRU callouts are calculated at the time of the failure. See the error log for the actual replacement strategy.

---

**BC300710****Explanation:**

During processor/memory subsystem initialization, an error was encountered: There was an error retrieving the EEPROM page mutex for this i2c master engine.

**Response:**

The FRU callouts are calculated at the time of the failure. See the error log for the actual replacement strategy.

---

**BC300711****Explanation:**

During processor/memory subsystem initialization, an error was encountered: There was a request for an invalid EEPROM page.

**Response:**

The FRU callouts are calculated at the time of the failure. See the error log for the actual replacement strategy.

---

**BC300712****Explanation:**

During processor/memory subsystem initialization, an error was encountered: I2C master encountered an error while trying to unlock the eepromPage.

**Response:**

The FRU callouts are calculated at the time of the failure. See the error log for the actual replacement strategy.

---

**BC300713****Explanation:**

A problem occurred during the IPL of the system.

**Response:**

The FRU callouts are calculated at the time of the failure. See the error log for the actual replacement strategy.

---

**BC300714****Explanation:**

Unexpected boot firmware error.

**Response:**

The FRU callouts are calculated at the time of the failure. See the error log for the actual replacement strategy.

---

**BC300715****Explanation:**

Unexpected boot firmware error.

**Response:**

The FRU callouts are calculated at the time of the failure. See the error log for the actual replacement strategy.

---

**BC300716****Explanation:**

Firmware error during boot.

**Response:**

The FRU callouts are calculated at the time of the failure. See the error log for the actual replacement strategy.

---

**BC300717****Explanation:**

Firmware error during boot.

**Response:**

The FRU callouts are calculated at the time of the failure. See the error log for the actual replacement strategy.

---

**BC300718****Explanation:**

Unexpected firmware error.

**Response:**

The FRU callouts are calculated at the time of the failure. See the error log for the actual replacement strategy.

---

**BC300719****Explanation:**

Unexpected firmware error.

**Response:**

The FRU callouts are calculated at the time of the failure. See the error log for the actual replacement strategy.

---

**BC30071A****Explanation:**

Unexpected firmware error.

**Response:**

The FRU callouts are calculated at the time of the failure. See the error log for the actual replacement strategy.

---

**BC30071B****Explanation:**

Unexpected firmware error.

**Response:**

The FRU callouts are calculated at the time of the failure. See the error log for the actual replacement strategy.

---

**BC30071C****Explanation:**

Unexpected firmware error.

**Response:**

The FRU callouts are calculated at the time of the failure. See the error log for the actual replacement strategy.

---

**BC30071D****Explanation:**

Unexpected firmware error.

**Response:**

The FRU callouts are calculated at the time of the failure. See the error log for the actual replacement strategy.

---

**BC300801****Explanation:**

During processor/memory subsystem initialization, an error was encountered: Could not load/unload module.

**Response:**

The FRU callouts are calculated at the time of the failure. See the error log for the actual replacement strategy.

---

**BC300803****Explanation:**

During processor/memory subsystem initialization, an error was encountered: Could not allocate virtual memory.

**Response:**

The FRU callouts are calculated at the time of the failure. See the error log for the actual replacement strategy.

---

**BC300804****Explanation:**

During processor/memory subsystem initialization, an error was encountered: Could not set permissions on virtual memory.

**Response:**

The FRU callouts are calculated at the time of the failure. See the error log for the actual replacement strategy.

---

**BC300805****Explanation:**

During processor/memory subsystem initialization, an error was encountered: Module does not exist.

**Response:**

The FRU callouts are calculated at the time of the failure. See the error log for the actual replacement strategy.

---

**BC300806****Explanation:**

During processor/memory subsystem initialization, an error was encountered: Module is not a data module.

**Response:**

The FRU callouts are calculated at the time of the failure. See the error log for the actual replacement strategy.

---

**BC300807****Explanation:**

A problem was detected during the IPL of the system: Task crashed.

**Response:**

The FRU callouts are calculated at the time of the failure. See the error log for the actual replacement strategy.

---

**BC300808****Explanation:**

Corrupted flash image or firmware error during system boot.

**Response:**

The FRU callouts are calculated at the time of the failure. See the error log for the actual replacement strategy.

---

**BC300901**

**Explanation:**

A problem was detected during the IPL of the system: A hardware initialization procedure requested an invalid attribute.

**Response:**

The FRU callouts are calculated at the time of the failure. See the error log for the actual replacement strategy.

---

**BC300902****Explanation:**

During processor/memory subsystem initialization, an error was encountered: Request for EC features on an attribute without EC features.

**Response:**

The FRU callouts are calculated at the time of the failure. See the error log for the actual replacement strategy.

---

**BC300907****Explanation:**

Internal firmware error.

**Response:**

The FRU callouts are calculated at the time of the failure. See the error log for the actual replacement strategy.

---

**BC300908****Explanation:**

Firmware Error.

**Response:**

The FRU callouts are calculated at the time of the failure. See the error log for the actual replacement strategy.

---

**BC300909****Explanation:**

Firmware Error.

**Response:**

The FRU callouts are calculated at the time of the failure. See the error log for the actual replacement strategy.

---

**BC30090A****Explanation:**

Firmware Error.

**Response:**

The FRU callouts are calculated at the time of the failure. See the error log for the actual replacement strategy.

---

**BC30090D****Explanation:**

Firmware error during IPL.

**Response:**

The FRU callouts are calculated at the time of the failure. See the error log for the actual replacement strategy.

---

**BC30090E****Explanation:**

Firmware error during IPL.

**Response:**

The FRU callouts are calculated at the time of the failure. See the error log for the actual replacement strategy.

---

**BC30090F****Explanation:**

Error initializing processor/memory subsystem during boot. See FRU list for repair actions.

**Response:**

The FRU callouts are calculated at the time of the failure. See the error log for the actual replacement strategy.

---

**BC300910****Explanation:**

Firmware error during IPL.

**Response:**

The FRU callouts are calculated at the time of the failure. See the error log for the actual replacement strategy.

---

**BC300911****Explanation:**

Firmware error during IPL.

**Response:**

The FRU callouts are calculated at the time of the failure. See the error log for the actual replacement strategy.

---

**BC300924****Explanation:**

Error unmapping memory section.

**Response:**

The FRU callouts are calculated at the time of the failure. See the error log for the actual replacement strategy.

---

**BC300925****Explanation:**

During processor/memory subsystem initialization, an error was encountered: The hwsv returned a message where the extra data was null. This should not happen so need to tell HostBoot to stop the ipl.

**Response:**



The FRU callouts are calculated at the time of the failure. See the error log for the actual replacement strategy.

---

**BC300926****Explanation:**

During processor/memory subsystem initialization, an error was encountered: The hwsv found an error while processing the message so it sent an error message back to indicate to HostBoot to stop the IPL. Userdata1 will have the error PLID from hwsv's errorlog.

**Response:**

The FRU callouts are calculated at the time of the failure. See the error log for the actual replacement strategy.

---

**BC300927****Explanation:**

During processor/memory subsystem initialization, an error was encountered: The hwsv returned a message where there was an error when the powr function was called. userdata1 contains the errorlog plid from hwsv generated by the powr function.

**Response:**

The FRU callouts are calculated at the time of the failure. See the error log for the actual replacement strategy.

---

**BC300928****Explanation:**

During processor/memory subsystem initialization, an error was encountered: HB got an incorrect type message. HB did not provide the correct message type in the istep. Userdata1 shows the message type passed in.

**Response:**

The FRU callouts are calculated at the time of the failure. See the error log for the actual replacement strategy.

---

**BC30092A****Explanation:**

During processor/memory subsystem initialization, an error was encountered: messages from other nodes have not returned in time.

**Response:**

The FRU callouts are calculated at the time of the failure. See the error log for the actual replacement strategy.

---

**BC30092B****Explanation:**

During processor/memory subsystem initialization, an error was encountered: host coalesce host timer thread failed.

**Response:**

The FRU callouts are calculated at the time of the failure. See the error log for the actual replacement strategy.

---

**BC300930****Explanation:**

Read/write requested while in DISABLE\_DRAM\_REPAIRS mode found extra bad bits set for DIMM.

**Response:**

The FRU callouts are calculated at the time of the failure. See the error log for the actual replacement strategy.

---

**BC300931****Explanation:**

A problem occurred during the IPL of the system.

**Response:**

The FRU callouts are calculated at the time of the failure. See the error log for the actual replacement strategy.

---

**BC300932****Explanation:**

A problem occurred during the IPL of the system.

**Response:**

The FRU callouts are calculated at the time of the failure. See the error log for the actual replacement strategy.

---

**BC30093E****Explanation:**

Error uncompressing payload image from boot flash.

**Response:**

The FRU callouts are calculated at the time of the failure. See the error log for the actual replacement strategy.

---

**BC300A01****Explanation:**

An internal function called the FSI device driver with an improper data length.

**Response:**

The FRU callouts are calculated at the time of the failure. See the error log for the actual replacement strategy.

---

**BC300A03****Explanation:**

A problem occurred during the IPL of the system.

**Response:**

The FRU callouts are calculated at the time of the failure. See the error log for the actual replacement strategy.

---

**BC300A04****Explanation:**

A problem occurred during the IPL of the system.

**Response:**

The FRU callouts are calculated at the time of the failure. See the error log for the actual replacement strategy.

---

**BC300A06****Explanation:**

A problem occurred during the IPL of the system.

**Response:**

The FRU callouts are calculated at the time of the failure. See the error log for the actual replacement strategy.

---

**BC300A08****Explanation:**

A problem occurred during the IPL of the system.

**Response:**

The FRU callouts are calculated at the time of the failure. See the error log for the actual replacement strategy.

---

**BC300A09****Explanation:**

A problem occurred during the IPL of the system.

**Response:**

The FRU callouts are calculated at the time of the failure. See the error log for the actual replacement strategy.

---

**BC300A0A****Explanation:**

A problem occurred during the IPL of the system.

**Response:**

The FRU callouts are calculated at the time of the failure. See the error log for the actual replacement strategy.

---

**BC300A0B****Explanation:**

A problem occurred during the IPL of the system.

**Response:**

The FRU callouts are calculated at the time of the failure. See the error log for the actual replacement strategy.

---

**BC300A0C****Explanation:**

A problem occurred during the IPL of the system.

**Response:**

The FRU callouts are calculated at the time of the failure. See the error log for the actual replacement strategy.

---

**BC300A0D****Explanation:**

A problem occurred during the IPL of the system.

**Response:**

The FRU callouts are calculated at the time of the failure. See the error log for the actual replacement strategy.

---

**BC300A0E****Explanation:**

A problem occurred during the IPL of the system.

**Response:**

The FRU callouts are calculated at the time of the failure. See the error log for the actual replacement strategy.

---

**BC300A0F****Explanation:**

FSI and MVPD do not agree.

**Response:**

The FRU callouts are calculated at the time of the failure. See the error log for the actual replacement strategy.

---

**BC300A10****Explanation:**

FSI and CVPD do not agree.

**Response:**

The FRU callouts are calculated at the time of the failure. See the error log for the actual replacement strategy.

---

**BC300A11****Explanation:**

A problem occurred during the IPL of the system.

**Response:**

The FRU callouts are calculated at the time of the failure. See the error log for the actual replacement strategy.

---

**BC300A12****Explanation:**

A problem occurred during the IPL of the system.

**Response:**

The FRU callouts are calculated at the time of the failure. See the error log for the actual replacement strategy.

---

**BC300B02****Explanation:**

A problem occurred during the IPL of the system. The eyecatch value observed in memory does not match the expected value and therefore the contents of the attribute sections are unable to be parsed.

**Response:**

The FRU callouts are calculated at the time of the failure. See the error log for the actual replacement strategy.

---

**BC300B03**

**Explanation:**

Kernel failed to block memory.

**Response:**

The FRU callouts are calculated at the time of the failure. See the error log for the actual replacement strategy.

---

**BC300B04**

**Explanation:**

Kernel failed to set permissions on virtual memory block.

**Response:**

The FRU callouts are calculated at the time of the failure. See the error log for the actual replacement strategy.

---

**BC300B05**

**Explanation:**

Unexpected boot firmware error occurred.

**Response:**

The FRU callouts are calculated at the time of the failure. See the error log for the actual replacement strategy.

---

**BC300B06**

**Explanation:**

FW error, unexpected Attribute section type.

**Response:**

The FRU callouts are calculated at the time of the failure. See the error log for the actual replacement strategy.

---

**BC300B07**

**Explanation:**

A problem occurred during the IPL of the system: Attributes were not fully synchronized between the host firmware and service processor.

**Response:**

The FRU callouts are calculated at the time of the failure. See the error log for the actual replacement strategy.

---

**BC300B08**

**Explanation:**

During processor/memory subsystem initialization, an error was encountered: The attribute synchronization code on the service processor side was unable to fulfill the sync to HostBoot request.

**Response:**

The FRU callouts are calculated at the time of the failure. See the error log for the actual replacement strategy.

---

**BC300B09**

**Explanation:**

During processor/memory subsystem initialization, an error was encountered: The attribute synchronization from the service processor failed.

**Response:**

The FRU callouts are calculated at the time of the failure. See the error log for the actual replacement strategy.

---

**BC300B0C**

**Explanation:**

During processor/memory subsystem initialization, an error was encountered: Targeting target's type not supported by runtime code.

**Response:**

The FRU callouts are calculated at the time of the failure. See the error log for the actual replacement strategy.

---

**BC300B0D**

**Explanation:**

Invalid configuration data in firmware Processor NOR flash.

**Response:**

The FRU callouts are calculated at the time of the failure. See the error log for the actual replacement strategy.

---

**BC300B0E**

**Explanation:**

Invalid configuration data in firmware Processor NOR flash.

**Response:**

The FRU callouts are calculated at the time of the failure. See the error log for the actual replacement strategy.

---

**BC300B0F**

**Explanation:**

During processor/memory subsystem initialization, an error was encountered: Failure applying given attribute override on given target.

**Response:**

The FRU callouts are calculated at the time of the failure. See the error log for the actual replacement strategy.

---

**BC300B10****Explanation:**

During processor/memory subsystem initialization, an error was encountered: Given target does not have given attribute to apply override.

**Response:**

The FRU callouts are calculated at the time of the failure. See the error log for the actual replacement strategy.

---

**BC300B11****Explanation:**

Invalid configuration data in firmware Processor NOR flash.

**Response:**

The FRU callouts are calculated at the time of the failure. See the error log for the actual replacement strategy.

---

**BC300B12****Explanation:**

Invalid configuration data in firmware Processor NOR flash.

**Response:**

The FRU callouts are calculated at the time of the failure. See the error log for the actual replacement strategy.

---

**BC300B13****Explanation:**

Kernel failed to block map memory.

**Response:**

The FRU callouts are calculated at the time of the failure. See the error log for the actual replacement strategy.

---

**BC300B15****Explanation:**

Kernel failed to unblock mapped memory.

**Response:**

The FRU callouts are calculated at the time of the failure. See the error log for the actual replacement strategy.

---

**BC300B16****Explanation:**

Unexpected internal firmware error.

**Response:**

The FRU callouts are calculated at the time of the failure. See the error log for the actual replacement strategy.

---

**BC300B17****Explanation:**

Unexpected internal firmware error.

**Response:**

The FRU callouts are calculated at the time of the failure. See the error log for the actual replacement strategy.

---

**BC300B18****Explanation:**

Internal firmware error preparing for concurrent code update.

**Response:**

The FRU callouts are calculated at the time of the failure. See the error log for the actual replacement strategy.

---

**BC300B19****Explanation:**

Unsupported override configuration data.

**Response:**

The FRU callouts are calculated at the time of the failure. See the error log for the actual replacement strategy.

---

**BC300B1A****Explanation:**

Unexpected boot firmware failure.

**Response:**

The FRU callouts are calculated at the time of the failure. See the error log for the actual replacement strategy.

---

**BC300B1B****Explanation:**

Tolerated boot firmware error occurred.

**Response:**

The FRU callouts are calculated at the time of the failure. See the error log for the actual replacement strategy.

---

**BC300B80****Explanation:**

During processor/memory subsystem initialization, an error was encountered: The caller passed an invalid node target to find the master proc handle.

**Response:**

The FRU callouts are calculated at the time of the failure. See the error log for the actual replacement strategy.

---

**BC300B81****Explanation:**

During processor/memory subsystem initialization, an error was encountered: The caller passed an invalid node target to find the master proc handle.

**Response:**

The FRU callouts are calculated at the time of the failure. See the error log for the actual replacement strategy.

---

**BC300B82**

**Explanation:**

Internal firmware error applying custom configuration settings.

**Response:**

The FRU callouts are calculated at the time of the failure. See the error log for the actual replacement strategy.

---

**BC300B83**

**Explanation:**

Firmware error doing code update.

**Response:**

The FRU callouts are calculated at the time of the failure. See the error log for the actual replacement strategy.

---

**BC300B84**

**Explanation:**

Firmware error doing code update.

**Response:**

The FRU callouts are calculated at the time of the failure. See the error log for the actual replacement strategy.

---

**BC300B85**

**Explanation:**

Firmware error doing code update.

**Response:**

The FRU callouts are calculated at the time of the failure. See the error log for the actual replacement strategy.

---

**BC300B86**

**Explanation:**

Firmware error doing code update.

**Response:**

The FRU callouts are calculated at the time of the failure. See the error log for the actual replacement strategy.

---

**BC300B87**

**Explanation:**

Firmware error doing code update.

**Response:**

The FRU callouts are calculated at the time of the failure. See the error log for the actual replacement strategy.

---

**BC300B88**

**Explanation:**

Firmware error doing code update.

**Response:**

The FRU callouts are calculated at the time of the failure. See the error log for the actual replacement strategy.

---

**BC300B89**

**Explanation:**

Attempted to perform an invalid attribute look up.

**Response:**

The FRU callouts are calculated at the time of the failure. See the error log for the actual replacement strategy.

---

**BC300B8A**

**Explanation:**

A problem occurred during the IPL of the system. Expected resource was not indicated to be present.

**Response:**

The FRU callouts are calculated at the time of the failure. See the error log for the actual replacement strategy.

---

**BC300B8B**

**Explanation:**

During processor/memory subsystem initialization, an error was encountered: Error: Failed to translate common association address to platform address.

**Response:**

The FRU callouts are calculated at the time of the failure. See the error log for the actual replacement strategy.

---

**BC300B8C**

**Explanation:**

During processor/memory subsystem initialization, an error was encountered: Error: No free association entry to set.

**Response:**

The FRU callouts are calculated at the time of the failure. See the error log for the actual replacement strategy.

---

**BC300C01**

**Explanation:**

During processor/memory subsystem initialization, an error was encountered: Attempt to deconfigure a target that is not deconfigurable or not present.

**Response:**

The FRU callouts are calculated at the time of the failure. See the error log for the actual replacement strategy.

---

**BC300C03****Explanation:**

During processor/memory subsystem initialization, an error was encountered: Invalid target encountered in processing of HW callout.

**Response:**

The FRU callouts are calculated at the time of the failure. See the error log for the actual replacement strategy.

---

**BC300C04****Explanation:**

During processor/memory subsystem initialization, an error was encountered: Insufficient hardware to continue.

**Response:**

The FRU callouts are calculated at the time of the failure. See the error log for the actual replacement strategy.

---

**BC300C05****Explanation:**

A problem occurred during the IPL of the system: No functional processor cores were found on the master processor.

**Response:**

The FRU callouts are calculated at the time of the failure. See the error log for the actual replacement strategy.

---

**BC300C06****Explanation:**

A problem occurred during the IPL of the system: Found no functional dimm cards.

**Response:**

The FRU callouts are calculated at the time of the failure. See the error log for the actual replacement strategy.

---

**BC300C07****Explanation:**

A problem occurred during the IPL of the system: No functional master processor was found on this node.

**Response:**

The FRU callouts are calculated at the time of the failure. See the error log for the actual replacement strategy.

---

**BC300C08****Explanation:**

A problem occurred during the IPL of the system: No functional nodes were found on the system.

**Response:**

The FRU callouts are calculated at the time of the failure. See the error log for the actual replacement strategy.

---

**BC300C09****Explanation:**

A problem occurred during the IPL of the system: Found no functional dimm cards.

**Response:**

The FRU callouts are calculated at the time of the failure. See the error log for the actual replacement strategy.

---

**BC300C0A****Explanation:**

A previously discovered hardware issue is being ignored to allow the system to boot.

**Response:**

The FRU callouts are calculated at the time of the failure. See the error log for the actual replacement strategy.

---

**BC300C0B****Explanation:**

A problem occurred during the IPL of the system: A critical resource was found to be deconfigured.

**Response:**

The FRU callouts are calculated at the time of the failure. See the error log for the actual replacement strategy.

---

**BC300C0C****Explanation:**

A problem occurred during the IPL of the system: Found no functional dimm cards.

**Response:**

The FRU callouts are calculated at the time of the failure. See the error log for the actual replacement strategy.

---

**BC300C0E****Explanation:**

Insufficient hardware to continue IPL.

**Response:**

The FRU callouts are calculated at the time of the failure. See the error log for the actual replacement strategy.

---

**BC300C0F****Explanation:**

Incompatible Processor Chip Levels.

**Response:**

The FRU callouts are calculated at the time of the failure. See the error log for the actual replacement strategy.

---

**BC300C10****Explanation:**

Incompatible Processor Chip Levels.

**Response:**

The FRU callouts are calculated at the time of the failure. See the error log for the actual replacement strategy.

---

**BC300C11****Explanation:**

Host firmware encountered an internal error.

**Response:**

The FRU callouts are calculated at the time of the failure. See the error log for the actual replacement strategy.

---

**BC300C12****Explanation:**

Host firmware encountered an internal error.

**Response:**

The FRU callouts are calculated at the time of the failure. See the error log for the actual replacement strategy.

---

**BC300C13****Explanation:**

Host Firmware encountered an internal error.

**Response:**

The FRU callouts are calculated at the time of the failure. See the error log for the actual replacement strategy.

---

**BC300C14****Explanation:**

A problem occurred during the IPL of the system:  
Found too many obus links.

**Response:**

The FRU callouts are calculated at the time of the failure. See the error log for the actual replacement strategy.

---

**BC300C15****Explanation:**

A problem occurred during the IPL of the system: No memory found.

**Response:**

The FRU callouts are calculated at the time of the failure. See the error log for the actual replacement strategy.

---

**BC300C16****Explanation:**

A problem occurred during IPL of the system: Internal Firmware Error.

**Response:**

The FRU callouts are calculated at the time of the failure. See the error log for the actual replacement strategy.

---

**BC300C19****Explanation:**

A problem occurred during IPL of the system: Internal Firmware Error.

**Response:**

The FRU callouts are calculated at the time of the failure. See the error log for the actual replacement strategy.

---

**BC300C1A****Explanation:**

An issue occurred during IPL of the system: Internal Firmware Error.

**Response:**

The FRU callouts are calculated at the time of the failure. See the error log for the actual replacement strategy.

---

**BC300C1B****Explanation:**

Incompatible Processor Chip Levels.

**Response:**

The FRU callouts are calculated at the time of the failure. See the error log for the actual replacement strategy.

---

**BC300C1C****Explanation:**

Incompatible Processor Chip Levels.

**Response:**

The FRU callouts are calculated at the time of the failure. See the error log for the actual replacement strategy.

---

**BC300C1D****Explanation:**

Incompatible Processor Chip Levels.

**Response:**

The FRU callouts are calculated at the time of the failure. See the error log for the actual replacement strategy.

---

**BC300C81****Explanation:**

A problem occurred during the IPL of the system. Attempt to create a deconfiguration record for a target that is not deconfigurable or not present.

**Response:**

The FRU callouts are calculated at the time of the failure. See the error log for the actual replacement strategy.

---

**BC300C82**

**Explanation:**

A problem occurred during the IPL of the system. Attempt to create a deconfiguration record for a target, but the deconfiguration repository is full.

**Response:**

The FRU callouts are calculated at the time of the failure. See the error log for the actual replacement strategy.

---

**BC300C83**

**Explanation:**

Invalid chipid from hardware (all FFs).

**Response:**

The FRU callouts are calculated at the time of the failure. See the error log for the actual replacement strategy.

---

**BC300C84**

**Explanation:**

Invalid Lx keyword.

**Response:**

The FRU callouts are calculated at the time of the failure. See the error log for the actual replacement strategy.

---

**BC300C85**

**Explanation:**

Bad MCA target.

**Response:**

The FRU callouts are calculated at the time of the failure. See the error log for the actual replacement strategy.

---

**BC300C86**

**Explanation:**

During processor/memory subsystem initialization, an error was encountered: Post de-configuration of target failed.

**Response:**

The FRU callouts are calculated at the time of the failure. See the error log for the actual replacement strategy.

---

**BC300C87**

**Explanation:**

During processor/memory subsystem initialization, an error was encountered: Post de-configuration of target failed.

**Response:**

The FRU callouts are calculated at the time of the failure. See the error log for the actual replacement strategy.

---

**BC300C88**

**Explanation:**

Insufficient DIMM resources.

**Response:**

The FRU callouts are calculated at the time of the failure. See the error log for the actual replacement strategy.

---

**BC300D01**

**Explanation:**

A problem occurred during the IPL of the system: Error returned from SCOM engine after write.

**Response:**

The FRU callouts are calculated at the time of the failure. See the error log for the actual replacement strategy.

---

**BC300D02**

**Explanation:**

A problem occurred during the IPL of the system: Error returned from SCOM engine after read.

**Response:**

The FRU callouts are calculated at the time of the failure. See the error log for the actual replacement strategy.

---

**BC300D03**

**Explanation:**

During processor/memory subsystem initialization, an error was encountered: Multi-SCOM read did not return correct SCOMs.

**Response:**

The FRU callouts are calculated at the time of the failure. See the error log for the actual replacement strategy.

---

**BC300D04**

**Explanation:**

A problem occurred during the IPL of the system: Invalid address on a SCOM operation.

**Response:**

The FRU callouts are calculated at the time of the failure. See the error log for the actual replacement strategy.

---

**BC300D05**

**Explanation:**



A problem occurred during the IPL of the system:  
Unsupported SCOM operation type.

**Response:**

The FRU callouts are calculated at the time of the failure. See the error log for the actual replacement strategy.

---

**BC300D06**

**Explanation:**

During processor/memory subsystem initialization, an error was encountered: Hypervisor firmware request interface not linked.

**Response:**

The FRU callouts are calculated at the time of the failure. See the error log for the actual replacement strategy.

---

**BC300D07**

**Explanation:**

During processor/memory subsystem initialization, an error was encountered: Unable to allocate firmware request messages.

**Response:**

The FRU callouts are calculated at the time of the failure. See the error log for the actual replacement strategy.

---

**BC300E01**

**Explanation:**

During processor/memory subsystem initialization, an error was encountered: Invalid operation type.

**Response:**

The FRU callouts are calculated at the time of the failure. See the error log for the actual replacement strategy.

---

**BC300E02**

**Explanation:**

A problem was detected during the IPL of the system:  
Device type not supported.

**Response:**

The FRU callouts are calculated at the time of the failure. See the error log for the actual replacement strategy.

---

**BC300E03**

**Explanation:**

During processor/memory subsystem initialization, an error was encountered: EEPROM attribute was not found.

**Response:**

The FRU callouts are calculated at the time of the failure. See the error log for the actual replacement strategy.

---

**BC300E04**

**Explanation:**

During processor/memory subsystem initialization, an error was encountered: Invalid EEPROM chip to access.

**Response:**

The FRU callouts are calculated at the time of the failure. See the error log for the actual replacement strategy.

---

**BC300E05**

**Explanation:**

During processor/memory subsystem initialization, an error was encountered: I2C master entity path doesn't exist.

**Response:**

The FRU callouts are calculated at the time of the failure. See the error log for the actual replacement strategy.

---

**BC300E06**

**Explanation:**

During processor/memory subsystem initialization, an error was encountered: I2C master path target is null.

**Response:**

The FRU callouts are calculated at the time of the failure. See the error log for the actual replacement strategy.

---

**BC300E07**

**Explanation:**

During processor/memory subsystem initialization, an error was encountered: Invalid address offset size.

**Response:**

The FRU callouts are calculated at the time of the failure. See the error log for the actual replacement strategy.

---

**BC300E08**

**Explanation:**

A problem occurred during the IPL of the system: I2C buffer offset is too large.

**Response:**

The FRU callouts are calculated at the time of the failure. See the error log for the actual replacement strategy.

---

**BC300E09**

**Explanation:**

During processor/memory subsystem initialization, an error was encountered: I2C write page size is zero.

**Response:**

The FRU callouts are calculated at the time of the failure. See the error log for the actual replacement strategy.

---

**BC300E0A****Explanation:**

During processor/memory subsystem initialization, an error was encountered: cacheEeprom mm\_remove\_pages FLUSH failed.

**Response:**

The FRU callouts are calculated at the time of the failure. See the error log for the actual replacement strategy.

---

**BC300E0B****Explanation:**

During processor/memory subsystem initialization, an error was encountered: cacheEeprom mm\_remove\_pages FLUSH failed.

**Response:**

The FRU callouts are calculated at the time of the failure. See the error log for the actual replacement strategy.

---

**BC300E0C****Explanation:**

During processor/memory subsystem initialization, an error was encountered: buildEepromRecordHeader invalid mux target.

**Response:**

The FRU callouts are calculated at the time of the failure. See the error log for the actual replacement strategy.

---

**BC300E0D****Explanation:**

Soft error in Firmware.

**Response:**

The FRU callouts are calculated at the time of the failure. See the error log for the actual replacement strategy.

---

**BC300E0E****Explanation:**

Firmware detected new part and is restarting.

**Response:**

The FRU callouts are calculated at the time of the failure. See the error log for the actual replacement strategy.

---

**BC300F01****Explanation:**

During processor/memory subsystem initialization, an error was encountered: Interrupt type already registered.

**Response:**

The FRU callouts are calculated at the time of the failure. See the error log for the actual replacement strategy.

---

**BC300F02****Explanation:**

During processor/memory subsystem initialization, an error was encountered: Interrupt resource provider not initialized yet.

**Response:**

The FRU callouts are calculated at the time of the failure. See the error log for the actual replacement strategy.

---

**BC300F03****Explanation:**

During processor/memory subsystem initialization, an error was encountered: Interrupt resource provider not initialized yet.

**Response:**

The FRU callouts are calculated at the time of the failure. See the error log for the actual replacement strategy.

---

**BC300F04****Explanation:**

During processor/memory subsystem initialization, an error was encountered: The virtual address is not a valid IO address.

**Response:**

The FRU callouts are calculated at the time of the failure. See the error log for the actual replacement strategy.

---

**BC300F07****Explanation:**

During processor/memory subsystem initialization, an error was encountered: Error mapping in memory.

**Response:**

The FRU callouts are calculated at the time of the failure. See the error log for the actual replacement strategy.

---

**BC300F08****Explanation:**

During processor/memory subsystem initialization, an error was encountered: Unexpected RC from issuing PSIH EOI store.

**Response:**

The FRU callouts are calculated at the time of the failure. See the error log for the actual replacement strategy.

---

**BC300F09**

**Explanation:**

During processor/memory subsystem initialization, an error was encountered: Error unmasking interrupt source.

**Response:**

The FRU callouts are calculated at the time of the failure. See the error log for the actual replacement strategy.

---

**BC300F0C****Explanation:**

During processor/memory subsystem initialization, an error was encountered: Error encountered sending coalesce message to INTRP.

**Response:**

The FRU callouts are calculated at the time of the failure. See the error log for the actual replacement strategy.

---

**BC300F0D****Explanation:**

During processor/memory subsystem initialization, an error was encountered: Error encountered routing IPC message.

**Response:**

The FRU callouts are calculated at the time of the failure. See the error log for the actual replacement strategy.

---

**BC300F0E****Explanation:**

Error handling processor interrupts.

**Response:**

The FRU callouts are calculated at the time of the failure. See the error log for the actual replacement strategy.

---

**BC301001****Explanation:**

Service Processor Firmware couldn't detect any functional master processor required to boot the host.

**Response:**

The FRU callouts are calculated at the time of the failure. See the error log for the actual replacement strategy.

---

**BC301002****Explanation:**

During processor/memory subsystem initialization, an error was encountered: MDMT could not find a functional node.

**Response:**

The FRU callouts are calculated at the time of the failure. See the error log for the actual replacement strategy.

---

**BC301003****Explanation:**

Host failed to boot because there was a problem configuring Time Of Day on the Host processors.

**Response:**

The FRU callouts are calculated at the time of the failure. See the error log for the actual replacement strategy.

---

**BC301005****Explanation:**

Service Processor Firmware encountered an internal error.

**Response:**

The FRU callouts are calculated at the time of the failure. See the error log for the actual replacement strategy.

---

**BC301006****Explanation:**

During processor/memory subsystem initialization, an error was encountered: Error: Unsupported bus port was detected for the specified bus type. Possible Causes: Invalid bus configuration in targeting, or getBusPort method has not been updated to support all the possible port for a bus on a given system type. Resolution: Development team should be contacted.

**Response:**

The FRU callouts are calculated at the time of the failure. See the error log for the actual replacement strategy.

---

**BC301007****Explanation:**

Host failed to boot because there was a problem configuring Time Of Day on the Host processors.

**Response:**

The FRU callouts are calculated at the time of the failure. See the error log for the actual replacement strategy.

---

**BC301008****Explanation:**

Host failed to boot because there was a problem configuring Time Of Day on the Host processors.

**Response:**

The FRU callouts are calculated at the time of the failure. See the error log for the actual replacement strategy.

---

**BC301009****Explanation:**

Service Processor Firmware encountered an internal error.

**Response:**

The FRU callouts are calculated at the time of the failure. See the error log for the actual replacement strategy.

---

**BC30100C****Explanation:**

An internal error occurred. This will force the Time of Day function to run with complete redundancy.

**Response:**

The FRU callouts are calculated at the time of the failure. See the error log for the actual replacement strategy.

---

**BC30100D****Explanation:**

Host failed to boot because there was a problem configuring Time Of Day on the Host processors.

**Response:**

The FRU callouts are calculated at the time of the failure. See the error log for the actual replacement strategy.

---

**BC301011****Explanation:**

Service Processor Firmware encountered an internal error.

**Response:**

The FRU callouts are calculated at the time of the failure. See the error log for the actual replacement strategy.

---

**BC301012****Explanation:**

Service Processor Firmware encountered an internal error.

**Response:**

The FRU callouts are calculated at the time of the failure. See the error log for the actual replacement strategy.

---

**BC301013****Explanation:**

Host failed to boot because there was a problem configuring Time Of Day on the Host processors.

**Response:**

The FRU callouts are calculated at the time of the failure. See the error log for the actual replacement strategy.

---

**BC301014****Explanation:**

Service Processor Firmware encountered an internal error.

**Response:**

The FRU callouts are calculated at the time of the failure. See the error log for the actual replacement strategy.

---

**BC301015****Explanation:**

There was a problem in configuring Time Of Day on the Host processor.

**Response:**

The FRU callouts are calculated at the time of the failure. See the error log for the actual replacement strategy.

---

**BC301017****Explanation:**

Service Processor Firmware encountered an internal error.

**Response:**

The FRU callouts are calculated at the time of the failure. See the error log for the actual replacement strategy.

---

**BC301019****Explanation:**

Service Processor Firmware encountered an internal error.

**Response:**

The FRU callouts are calculated at the time of the failure. See the error log for the actual replacement strategy.

---

**BC30101A****Explanation:**

An internal error occurred. This will force the Time of Day function to run with complete redundancy.

**Response:**

The FRU callouts are calculated at the time of the failure. See the error log for the actual replacement strategy.

---

**BC301101****Explanation:**

A problem occurred during the IPL of the system.

**Response:**

The FRU callouts are calculated at the time of the failure. See the error log for the actual replacement strategy.

---

**BC301102****Explanation:**

During processor/memory subsystem initialization, an error was encountered: Message from service processor. Message type is not within a valid range. Message dropped.

**Response:**

The FRU callouts are calculated at the time of the failure. See the error log for the actual replacement strategy.

---

**BC301104****Explanation:**

A problem occurred during the IPL of the system.

**Response:**

The FRU callouts are calculated at the time of the failure. See the error log for the actual replacement strategy.

---

**BC301105****Explanation:**

During processor/memory subsystem initialization, an error was encountered: Message from service processor. An invalid message queue ID or message type was sent to the service processor.

**Response:**

The FRU callouts are calculated at the time of the failure. See the error log for the actual replacement strategy.

---

**BC301107****Explanation:**

During processor/memory subsystem initialization, an error was encountered: Message queue already registered with mailbox using a different queue.

**Response:**

The FRU callouts are calculated at the time of the failure. See the error log for the actual replacement strategy.

---

**BC301109****Explanation:**

During processor/memory subsystem initialization, an error was encountered: Retry failed. Bad status indicated in PIB status reg.

**Response:**

The FRU callouts are calculated at the time of the failure. See the error log for the actual replacement strategy.

---

**BC30110A****Explanation:**

During processor/memory subsystem initialization, an error was encountered: Mailbox Data Write attempted before ACK.

**Response:**

The FRU callouts are calculated at the time of the failure. See the error log for the actual replacement strategy.

---

**BC30110B****Explanation:**

During processor/memory subsystem initialization, an error was encountered: Mailbox Hardware detected parity error.

**Response:**

The FRU callouts are calculated at the time of the failure. See the error log for the actual replacement strategy.

---

**BC30110C****Explanation:**

During processor/memory subsystem initialization, an error was encountered: Invalid message type sent to mailbox msgQ.

**Response:**

The FRU callouts are calculated at the time of the failure. See the error log for the actual replacement strategy.

---

**BC30110D****Explanation:**

During processor/memory subsystem initialization, an error was encountered: Host boot mailbox service is not available at this time.

**Response:**

The FRU callouts are calculated at the time of the failure. See the error log for the actual replacement strategy.

---

**BC30110E****Explanation:**

During processor/memory subsystem initialization, an error was encountered: Failed to allocate a DMA buffer. Message dropped.

**Response:**

The FRU callouts are calculated at the time of the failure. See the error log for the actual replacement strategy.

---

**BC30110F****Explanation:**

During processor/memory subsystem initialization, an error was encountered: Could not register mailbox message queue.

**Response:**

The FRU callouts are calculated at the time of the failure. See the error log for the actual replacement strategy.

---

**BC301110****Explanation:**

During processor/memory subsystem initialization, an error was encountered: Mailbox is disabled, message dropped.

**Response:**

The FRU callouts are calculated at the time of the failure. See the error log for the actual replacement strategy.

---

**BC301111****Explanation:**

During processor/memory subsystem initialization, an error was encountered: An invalid node was specified.

**Response:**

The FRU callouts are calculated at the time of the failure. See the error log for the actual replacement strategy.

---

**BC301112****Explanation:**

During processor/memory subsystem initialization, an error was encountered: Invalid msg or msg queue.

**Response:**

The FRU callouts are calculated at the time of the failure. See the error log for the actual replacement strategy.

---

**BC301113****Explanation:**

During processor/memory subsystem initialization, an error was encountered: IPC Message data corrupted.

**Response:**

The FRU callouts are calculated at the time of the failure. See the error log for the actual replacement strategy.

---

**BC301202****Explanation:**

During processor/memory subsystem initialization, an error was encountered: Invalid address and size returned from HDAT.

**Response:**

The FRU callouts are calculated at the time of the failure. See the error log for the actual replacement strategy.

---

**BC301204****Explanation:**

During processor/memory subsystem initialization, an error was encountered: Cannot unmap the source table section.

**Response:**

The FRU callouts are calculated at the time of the failure. See the error log for the actual replacement strategy.

---

**BC301205****Explanation:**

During processor/memory subsystem initialization, an error was encountered: Cannot unmap the source table section.

**Response:**

The FRU callouts are calculated at the time of the failure. See the error log for the actual replacement strategy.

---

**BC301207****Explanation:**

During processor/memory subsystem initialization, an error was encountered: MDRT table is not big enough to hold all entries.

**Response:**

The FRU callouts are calculated at the time of the failure. See the error log for the actual replacement strategy.

---

**BC301209****Explanation:**

During processor/memory subsystem initialization, an error was encountered: MDDT table is not big enough to hold all src entries.

**Response:**

The FRU callouts are calculated at the time of the failure. See the error log for the actual replacement strategy.

---

**BC30120A****Explanation:**

During processor/memory subsystem initialization, an error was encountered: MDDT table is not big enough to hold all src entries.

**Response:**

The FRU callouts are calculated at the time of the failure. See the error log for the actual replacement strategy.

---

**BC30120B****Explanation:**

During processor/memory subsystem initialization, an error was encountered: MDST table entry with page aligned is greater than 32GB.

**Response:**

The FRU callouts are calculated at the time of the failure. See the error log for the actual replacement strategy.

---

**BC30120C****Explanation:**

During processor/memory subsystem initialization, an error was encountered: MDDT table entry with page aligned is greater than 32GB.

**Response:**

The FRU callouts are calculated at the time of the failure. See the error log for the actual replacement strategy.

---

**BC301301****Explanation:**

During processor/memory subsystem initialization, an error was encountered: Unexpected data from LPC-UART interface.

**Response:**

The FRU callouts are calculated at the time of the failure. See the error log for the actual replacement strategy.

---

**BC301302****Explanation:**

During processor/memory subsystem initialization, an error was encountered: Timeout from LPC-UART interface.

**Response:**

The FRU callouts are calculated at the time of the failure. See the error log for the actual replacement strategy.

---

**BC301401****Explanation:**

During processor/memory subsystem initialization, an error was encountered: A maint command HW timed out.

**Response:**

The FRU callouts are calculated at the time of the failure. See the error log for the actual replacement strategy.

---

**BC301402****Explanation:**

During processor/memory subsystem initialization, an error was encountered: A maint command SW timed out.

**Response:**

The FRU callouts are calculated at the time of the failure. See the error log for the actual replacement strategy.

---

**BC301403****Explanation:**

Task handling mainstore init crashed.

**Response:**

The FRU callouts are calculated at the time of the failure. See the error log for the actual replacement strategy.

---

**BC301602****Explanation:**

A problem occurred during the IPL of the system.

**Response:**

The FRU callouts are calculated at the time of the failure. See the error log for the actual replacement strategy.

---

**BC301603****Explanation:**

During processor/memory subsystem initialization, an error was encountered: End of file reached.

**Response:**

The FRU callouts are calculated at the time of the failure. See the error log for the actual replacement strategy.

---

**BC301604****Explanation:**

During processor/memory subsystem initialization, an error was encountered: Unable to load LID via host interface.

**Response:**

The FRU callouts are calculated at the time of the failure. See the error log for the actual replacement strategy.

---

**BC301605****Explanation:**

During processor/memory subsystem initialization, an error was encountered: DMA message contains data for wrong LID.

**Response:**

The FRU callouts are calculated at the time of the failure. See the error log for the actual replacement strategy.

---

**BC301606****Explanation:**

During processor/memory subsystem initialization, an error was encountered: Insufficient space provided for LID by calling function.

**Response:**

The FRU callouts are calculated at the time of the failure. See the error log for the actual replacement strategy.

---

**BC301607****Explanation:**

During processor/memory subsystem initialization, an error was encountered: Invalid Message type received from service processor when transferring LID pages.

**Response:**

The FRU callouts are calculated at the time of the failure. See the error log for the actual replacement strategy.

---

**BC301608**

**Explanation:**

During processor/memory subsystem initialization, an error was encountered: Insufficient space provided for LID by calling function.

**Response:**

The FRU callouts are calculated at the time of the failure. See the error log for the actual replacement strategy.

---

**BC301609****Explanation:**

During processor/memory subsystem initialization, an error was encountered: Unable to unload LID via host interface.

**Response:**

The FRU callouts are calculated at the time of the failure. See the error log for the actual replacement strategy.

---

**BC30160A****Explanation:**

During processor/memory subsystem initialization, an error was encountered: Unable to find Lid.

**Response:**

The FRU callouts are calculated at the time of the failure. See the error log for the actual replacement strategy.

---

**BC30160B****Explanation:**

Firmware error during boot.

**Response:**

The FRU callouts are calculated at the time of the failure. See the error log for the actual replacement strategy.

---

**BC30160C****Explanation:**

A problem occurred during the IPL of the system.

**Response:**

The FRU callouts are calculated at the time of the failure. See the error log for the actual replacement strategy.

---

**BC30160D****Explanation:**

A problem occurred during the IPL of the system.

**Response:**

The FRU callouts are calculated at the time of the failure. See the error log for the actual replacement strategy.

---

**BC30160E****Explanation:**

A problem occurred during the IPL of the system.

**Response:**

The FRU callouts are calculated at the time of the failure. See the error log for the actual replacement strategy.

---

**BC30160F****Explanation:**

A problem occurred during the IPL of the system.

**Response:**

The FRU callouts are calculated at the time of the failure. See the error log for the actual replacement strategy.

---

**BC301610****Explanation:**

A problem occurred during the IPL of the system.

**Response:**

The FRU callouts are calculated at the time of the failure. See the error log for the actual replacement strategy.

---

**BC301611****Explanation:**

A problem occurred during the IPL of the system.

**Response:**

The FRU callouts are calculated at the time of the failure. See the error log for the actual replacement strategy.

---

**BC301612****Explanation:**

A problem occurred during the IPL of the system.

**Response:**

The FRU callouts are calculated at the time of the failure. See the error log for the actual replacement strategy.

---

**BC301613****Explanation:**

A problem occurred during the IPL of the system.

**Response:**

The FRU callouts are calculated at the time of the failure. See the error log for the actual replacement strategy.

---

**BC301615****Explanation:**

A problem occurred during the IPL of the system.

**Response:**

The FRU callouts are calculated at the time of the failure. See the error log for the actual replacement strategy.

---

**BC301616****Explanation:**



Firmware Error.

**Response:**

The FRU callouts are calculated at the time of the failure. See the error log for the actual replacement strategy.

---

**BC301617**

**Explanation:**

Firmware Error.

**Response:**

The FRU callouts are calculated at the time of the failure. See the error log for the actual replacement strategy.

---

**BC301618**

**Explanation:**

Firmware Error.

**Response:**

The FRU callouts are calculated at the time of the failure. See the error log for the actual replacement strategy.

---

**BC30161A**

**Explanation:**

Firmware Error.

**Response:**

The FRU callouts are calculated at the time of the failure. See the error log for the actual replacement strategy.

---

**BC30161B**

**Explanation:**

Firmware Error.

**Response:**

The FRU callouts are calculated at the time of the failure. See the error log for the actual replacement strategy.

---

**BC30161C**

**Explanation:**

Firmware encountered an internal error.

**Response:**

The FRU callouts are calculated at the time of the failure. See the error log for the actual replacement strategy.

---

**BC30161D**

**Explanation:**

Firmware load error.

**Response:**

The FRU callouts are calculated at the time of the failure. See the error log for the actual replacement strategy.

---

**BC301700**

**Explanation:**

During processor/memory subsystem initialization, an error was encountered: Request given to load payload into mirrored memory, but no mirrored memory exists at that location.

**Response:**

The FRU callouts are calculated at the time of the failure. See the error log for the actual replacement strategy.

---

**BC301701**

**Explanation:**

During processor/memory subsystem initialization, an error was encountered: Failure extending memory to after exiting cache contained mode.

**Response:**

The FRU callouts are calculated at the time of the failure. See the error log for the actual replacement strategy.

---

**BC301703**

**Explanation:**

During processor/memory subsystem initialization, an error was encountered: IStep failed, see other log(s) with the same PLID for reason.

**Response:**

The FRU callouts are calculated at the time of the failure. See the error log for the actual replacement strategy.

---

**BC301704**

**Explanation:**

A problem occurred during the IPL of the system.

**Response:**

The FRU callouts are calculated at the time of the failure. See the error log for the actual replacement strategy.

---

**BC301705**

**Explanation:**

A problem occurred during the IPL of the system.

**Response:**

The FRU callouts are calculated at the time of the failure. See the error log for the actual replacement strategy.

---

**BC301706**

**Explanation:**

During processor/memory subsystem initialization, an error was encountered: cpu\_master\_winkle returned an error.

**Response:**

The FRU callouts are calculated at the time of the failure. See the error log for the actual replacement strategy.

---

---

**BC301707****Explanation:**

A problem occurred during the IPL of the system.

**Response:**

The FRU callouts are calculated at the time of the failure. See the error log for the actual replacement strategy.

---

**BC30170A****Explanation:**

A problem occurred during the IPL of the system.

**Response:**

The FRU callouts are calculated at the time of the failure. See the error log for the actual replacement strategy.

---

**BC30170C****Explanation:**

A problem occurred during the IPL of the system.

**Response:**

The FRU callouts are calculated at the time of the failure. See the error log for the actual replacement strategy.

---

**BC30170D****Explanation:**

A problem isolated to firmware or firmware customization occurred during the IPL of the system.

**Response:**

The FRU callouts are calculated at the time of the failure. See the error log for the actual replacement strategy.

---

**BC30170E****Explanation:**

A problem isolated to firmware or firmware customization occurred during the IPL of the system.

**Response:**

The FRU callouts are calculated at the time of the failure. See the error log for the actual replacement strategy.

---

**BC301711****Explanation:**

Platform generated error. See User Data.

**Response:**

The FRU callouts are calculated at the time of the failure. See the error log for the actual replacement strategy.

---

**BC301712****Explanation:**

Platform generated error.

---

**Response:**

The FRU callouts are calculated at the time of the failure. See the error log for the actual replacement strategy.

---

**BC301713****Explanation:**

Platform generated error. See User Data.

**Response:**

The FRU callouts are calculated at the time of the failure. See the error log for the actual replacement strategy.

---

**BC301714****Explanation:**

A problem occurred during the IPL of the system.

**Response:**

The FRU callouts are calculated at the time of the failure. See the error log for the actual replacement strategy.

---

**BC301715****Explanation:**

A problem occurred during the IPL of the system.

**Response:**

The FRU callouts are calculated at the time of the failure. See the error log for the actual replacement strategy.

---

**BC301716****Explanation:**

A problem occurred during the IPL of the system.

**Response:**

The FRU callouts are calculated at the time of the failure. See the error log for the actual replacement strategy.

---

**BC30171A****Explanation:**

A problem occurred during the IPL of the system.

**Response:**

The FRU callouts are calculated at the time of the failure. See the error log for the actual replacement strategy.

---

**BC30171B****Explanation:**

A problem occurred during the IPL of the system.

**Response:**

The FRU callouts are calculated at the time of the failure. See the error log for the actual replacement strategy.

---

**BC30171C****Explanation:**

A problem occurred during the IPL of the system.

**Response:**

The FRU callouts are calculated at the time of the failure. See the error log for the actual replacement strategy.

---

**BC30171D**

**Explanation:**

Platform security problem detected.

**Response:**

The FRU callouts are calculated at the time of the failure. See the error log for the actual replacement strategy.

---

**BC30171E**

**Explanation:**

During processor/memory subsystem initialization, an error was encountered: There is no functional memory.

**Response:**

The FRU callouts are calculated at the time of the failure. See the error log for the actual replacement strategy.

---

**BC30171F**

**Explanation:**

A problem occurred during the IPL of the system.

**Response:**

The FRU callouts are calculated at the time of the failure. See the error log for the actual replacement strategy.

---

**BC301720**

**Explanation:**

A problem occurred during the IPL of the system.

**Response:**

The FRU callouts are calculated at the time of the failure. See the error log for the actual replacement strategy.

---

**BC301721**

**Explanation:**

Platform security problem detected.

**Response:**

The FRU callouts are calculated at the time of the failure. See the error log for the actual replacement strategy.

---

**BC301722**

**Explanation:**

Platform security problem detected.

**Response:**

The FRU callouts are calculated at the time of the failure. See the error log for the actual replacement strategy.

---

---

**BC301723**

**Explanation:**

Platform security problem detected.

**Response:**

The FRU callouts are calculated at the time of the failure. See the error log for the actual replacement strategy.

---

**BC301724**

**Explanation:**

Platform security problem detected.

**Response:**

The FRU callouts are calculated at the time of the failure. See the error log for the actual replacement strategy.

---

**BC301725**

**Explanation:**

Platform security problem detected.

**Response:**

The FRU callouts are calculated at the time of the failure. See the error log for the actual replacement strategy.

---

**BC301726**

**Explanation:**

Platform security problem detected.

**Response:**

The FRU callouts are calculated at the time of the failure. See the error log for the actual replacement strategy.

---

**BC301727**

**Explanation:**

Platform security problem detected.

**Response:**

The FRU callouts are calculated at the time of the failure. See the error log for the actual replacement strategy.

---

**BC301728**

**Explanation:**

Platform security problem detected.

**Response:**

The FRU callouts are calculated at the time of the failure. See the error log for the actual replacement strategy.

---

**BC301729**

**Explanation:**

Host firmware did not find enough hardware to continue the boot.

**Response:**

The FRU callouts are calculated at the time of the failure. See the error log for the actual replacement strategy.

---

**BC301732****Explanation:**

Illegal action during boot.

**Response:**

The FRU callouts are calculated at the time of the failure. See the error log for the actual replacement strategy.

---

**BC301735****Explanation:**

A problem occurred during the IPL of the system.

**Response:**

The FRU callouts are calculated at the time of the failure. See the error log for the actual replacement strategy.

---

**BC301736****Explanation:**

A problem occurred during the IPL of the system.

**Response:**

The FRU callouts are calculated at the time of the failure. See the error log for the actual replacement strategy.

---

**BC301737****Explanation:**

A problem occurred during the IPL of the system.

**Response:**

The FRU callouts are calculated at the time of the failure. See the error log for the actual replacement strategy.

---

**BC301738****Explanation:**

Processor Error.

**Response:**

The FRU callouts are calculated at the time of the failure. See the error log for the actual replacement strategy.

---

**BC301739****Explanation:**

A problem occurred during the IPL of the system and the system will reboot.

**Response:**

The FRU callouts are calculated at the time of the failure. See the error log for the actual replacement strategy.

---

**BC30173A****Explanation:**

A problem occurred during the IPL of the system.

**Response:**

The FRU callouts are calculated at the time of the failure. See the error log for the actual replacement strategy.

---

**BC301740****Explanation:**

During processor/memory subsystem initialization, an error was encountered: messages from other nodes have not returned in time.

**Response:**

The FRU callouts are calculated at the time of the failure. See the error log for the actual replacement strategy.

---

**BC301741****Explanation:**

During processor/memory subsystem initialization, an error was encountered: Freq attribute DATA timer thread failed.

**Response:**

The FRU callouts are calculated at the time of the failure. See the error log for the actual replacement strategy.

---

**BC301742****Explanation:**

Incompatible processor modules installed between drawers.

**Response:**

The FRU callouts are calculated at the time of the failure. See the error log for the actual replacement strategy.

---

**BC301743****Explanation:**

Incompatible processor modules installed between drawers.

**Response:**

The FRU callouts are calculated at the time of the failure. See the error log for the actual replacement strategy.

---

**BC301744****Explanation:**

Incompatible processor modules installed between drawers.

**Response:**

The FRU callouts are calculated at the time of the failure. See the error log for the actual replacement strategy.

---

**BC301745****Explanation:**

Incompatible processor modules installed between drawers.

**Response:**

The FRU callouts are calculated at the time of the failure. See the error log for the actual replacement strategy.

---

**BC301746**

**Explanation:**

Incompatible processor modules installed between drawers.

**Response:**

The FRU callouts are calculated at the time of the failure. See the error log for the actual replacement strategy.

---

**BC301747**

**Explanation:**

Host firmware did not find valid hardware to continue the boot.

**Response:**

The FRU callouts are calculated at the time of the failure. See the error log for the actual replacement strategy.

---

**BC301748**

**Explanation:**

Platform security problem detected.

**Response:**

The FRU callouts are calculated at the time of the failure. See the error log for the actual replacement strategy.

---

**BC301749**

**Explanation:**

Platform security problem detected.

**Response:**

The FRU callouts are calculated at the time of the failure. See the error log for the actual replacement strategy.

---

**BC30174A**

**Explanation:**

There was an error training the SMP cables.

**Response:**

The FRU callouts are calculated at the time of the failure. See the error log for the actual replacement strategy.

---

**BC30174C**

**Explanation:**

A problem isolated to firmware or firmware customization occurred during the IPL of the system.

**Response:**

The FRU callouts are calculated at the time of the failure. See the error log for the actual replacement strategy.

---

**BC30174D**

**Explanation:**

PNOR-IPMI not enabled, BMC firmware needs to be updated.

**Response:**

The FRU callouts are calculated at the time of the failure. See the error log for the actual replacement strategy.

---

**BC30174E**

**Explanation:**

During processor/memory subsystem initialization, an error was encountered: Kernel returned error when trying to activate core.

**Response:**

The FRU callouts are calculated at the time of the failure. See the error log for the actual replacement strategy.

---

**BC30174F**

**Explanation:**

Unexpected IPL firmware data load error.

**Response:**

The FRU callouts are calculated at the time of the failure. See the error log for the actual replacement strategy.

---

**BC301750**

**Explanation:**

Platform security problem detected.

**Response:**

The FRU callouts are calculated at the time of the failure. See the error log for the actual replacement strategy.

---

**BC301752**

**Explanation:**

Platform security problem detected.

**Response:**

The FRU callouts are calculated at the time of the failure. See the error log for the actual replacement strategy.

---

**BC301803**

**Explanation:**

Task analyzing HW errors has failed.

**Response:**

The FRU callouts are calculated at the time of the failure. See the error log for the actual replacement strategy.

---

**BC301804****Explanation:**

Task analyzing HW errors has failed.

**Response:**

The FRU callouts are calculated at the time of the failure. See the error log for the actual replacement strategy.

---

**BC301901****Explanation:**

A problem occurred during the IPL of the system.

**Response:**

The FRU callouts are calculated at the time of the failure. See the error log for the actual replacement strategy.

---

**BC301902****Explanation:**

A problem occurred during the IPL of the system.

**Response:**

The FRU callouts are calculated at the time of the failure. See the error log for the actual replacement strategy.

---

**BC301903****Explanation:**

A problem occurred during the IPL of the system.

**Response:**

The FRU callouts are calculated at the time of the failure. See the error log for the actual replacement strategy.

---

**BC301904****Explanation:**

A problem occurred during the IPL of the system.

**Response:**

The FRU callouts are calculated at the time of the failure. See the error log for the actual replacement strategy.

---

**BC30190C****Explanation:**

A problem occurred during the IPL of the system.

**Response:**

The FRU callouts are calculated at the time of the failure. See the error log for the actual replacement strategy.

---

**BC301A02****Explanation:**

During processor/memory subsystem initialization, an error was encountered: HDAT Header data not as expected.

**Response:**

The FRU callouts are calculated at the time of the failure. See the error log for the actual replacement strategy.

---

**BC301A03****Explanation:**

During processor/memory subsystem initialization, an error was encountered: Tuple is unallocated.

**Response:**

The FRU callouts are calculated at the time of the failure. See the error log for the actual replacement strategy.

---

**BC301A04****Explanation:**

During processor/memory subsystem initialization, an error was encountered: Section is not valid in standalone mode.

**Response:**

The FRU callouts are calculated at the time of the failure. See the error log for the actual replacement strategy.

---

**BC301A05****Explanation:**

During processor/memory subsystem initialization, an error was encountered: Error mapping in memory.

**Response:**

The FRU callouts are calculated at the time of the failure. See the error log for the actual replacement strategy.

---

**BC301A08****Explanation:**

During processor/memory subsystem initialization, an error was encountered: There is no host data for specified kind of payload.

**Response:**

The FRU callouts are calculated at the time of the failure. See the error log for the actual replacement strategy.

---

**BC301A0A****Explanation:**

During processor/memory subsystem initialization, an error was encountered: NACA data doesn't seem right.

**Response:**

The FRU callouts are calculated at the time of the failure. See the error log for the actual replacement strategy.

---

**BC301A0B****Explanation:**

During processor/memory subsystem initialization, an error was encountered: HDAT data block falls outside valid range.

**Response:**

The FRU callouts are calculated at the time of the failure. See the error log for the actual replacement strategy.

---

**BC301A0C**

**Explanation:**

During processor/memory subsystem initialization, an error was encountered: Unknown section requested.

**Response:**

The FRU callouts are calculated at the time of the failure. See the error log for the actual replacement strategy.

---

**BC301A16**

**Explanation:**

During processor/memory subsystem initialization, an error was encountered: Could not find a valid SPIRA of any type.

**Response:**

The FRU callouts are calculated at the time of the failure. See the error log for the actual replacement strategy.

---

**BC301A19**

**Explanation:**

During processor/memory subsystem initialization, an error was encountered: No associated DMI targeting target(s) found for given MEMBUF targeting target.

**Response:**

The FRU callouts are calculated at the time of the failure. See the error log for the actual replacement strategy.

---

**BC301A1A**

**Explanation:**

During processor/memory subsystem initialization, an error was encountered: The targeting type of the input targeting target is not supported by runtime code.

**Response:**

The FRU callouts are calculated at the time of the failure. See the error log for the actual replacement strategy.

---

**BC301A1B**

**Explanation:**

During processor/memory subsystem initialization, an error was encountered: No processor targeting target was found for the given targeting target.

**Response:**

The FRU callouts are calculated at the time of the failure. See the error log for the actual replacement strategy.

---

**BC301A1C**

**Explanation:**

Kernel failed to unmap memory.

**Response:**

The FRU callouts are calculated at the time of the failure. See the error log for the actual replacement strategy.

---

**BC301A1D**

**Explanation:**

During processor/memory subsystem initialization, an error was encountered: PM load complex unknown mode.

**Response:**

The FRU callouts are calculated at the time of the failure. See the error log for the actual replacement strategy.

---

**BC301A1E**

**Explanation:**

During processor/memory subsystem initialization, an error was encountered: HCODE scom update runtime interface not linked.

**Response:**

The FRU callouts are calculated at the time of the failure. See the error log for the actual replacement strategy.

---

**BC301A1F**

**Explanation:**

During processor/memory subsystem initialization, an error was encountered: HCODE SCOM update error.

**Response:**

The FRU callouts are calculated at the time of the failure. See the error log for the actual replacement strategy.

---

**BC301A20**

**Explanation:**

Firmware error during boot.

**Response:**

The FRU callouts are calculated at the time of the failure. See the error log for the actual replacement strategy.

---

**BC301A21**

**Explanation:**

Platform security problem detected.

**Response:**

The FRU callouts are calculated at the time of the failure. See the error log for the actual replacement strategy.

---

**BC301A22****Explanation:**

Platform security problem detected.

**Response:**

The FRU callouts are calculated at the time of the failure. See the error log for the actual replacement strategy.

---

**BC301A23****Explanation:**

Unexpected boot firmware error.

**Response:**

The FRU callouts are calculated at the time of the failure. See the error log for the actual replacement strategy.

---

**BC301A24****Explanation:**

Platform security problem detected.

**Response:**

The FRU callouts are calculated at the time of the failure. See the error log for the actual replacement strategy.

---

**BC301A25****Explanation:**

Platform security problem detected.

**Response:**

The FRU callouts are calculated at the time of the failure. See the error log for the actual replacement strategy.

---

**BC301A26****Explanation:**

Unexpected boot firmware error.

**Response:**

The FRU callouts are calculated at the time of the failure. See the error log for the actual replacement strategy.

---

**BC301A27****Explanation:**

During processor/memory subsystem initialization, an error was encountered: Unable to fill in HB data memory.

**Response:**

The FRU callouts are calculated at the time of the failure. See the error log for the actual replacement strategy.

---

**BC301A28****Explanation:**

Internal system error occurred.

**Response:**

The FRU callouts are calculated at the time of the failure. See the error log for the actual replacement strategy.

---

**BC301A29****Explanation:**

Internal system error occurred.

**Response:**

The FRU callouts are calculated at the time of the failure. See the error log for the actual replacement strategy.

---

**BC301A2A****Explanation:**

Platform security problem detected.

**Response:**

The FRU callouts are calculated at the time of the failure. See the error log for the actual replacement strategy.

---

**BC301A2B****Explanation:**

Platform security problem detected.

**Response:**

The FRU callouts are calculated at the time of the failure. See the error log for the actual replacement strategy.

---

**BC301A2C****Explanation:**

Platform security problem detected.

**Response:**

The FRU callouts are calculated at the time of the failure. See the error log for the actual replacement strategy.

---

**BC301A2D****Explanation:**

Platform security problem detected.

**Response:**

The FRU callouts are calculated at the time of the failure. See the error log for the actual replacement strategy.

---

**BC301A2E****Explanation:**

Platform security problem detected.

**Response:**

The FRU callouts are calculated at the time of the failure. See the error log for the actual replacement strategy.



---

**BC301A2F****Explanation:**

Platform security problem detected.

**Response:**

The FRU callouts are calculated at the time of the failure. See the error log for the actual replacement strategy.

---

**BC301A30****Explanation:**

Platform security problem detected.

**Response:**

The FRU callouts are calculated at the time of the failure. See the error log for the actual replacement strategy.

---

**BC301A31****Explanation:**

Platform security problem detected.

**Response:**

The FRU callouts are calculated at the time of the failure. See the error log for the actual replacement strategy.

---

**BC301A32****Explanation:**

During processor/memory subsystem initialization, an error was encountered: Error with Firmware Notify request.

**Response:**

The FRU callouts are calculated at the time of the failure. See the error log for the actual replacement strategy.

---

**BC301A34****Explanation:**

During processor/memory subsystem initialization, an error was encountered: SBE error recovery attempt failed.

**Response:**

The FRU callouts are calculated at the time of the failure. See the error log for the actual replacement strategy.

---

**BC301A35****Explanation:**

During processor/memory subsystem initialization, an error was encountered: SBE error recovery attempt failed.

**Response:**

The FRU callouts are calculated at the time of the failure. See the error log for the actual replacement strategy.

---

---

**BC301A37****Explanation:**

During processor/memory subsystem initialization, an error was encountered: The Firmware Request call failed.

**Response:**

The FRU callouts are calculated at the time of the failure. See the error log for the actual replacement strategy.

---

**BC301A38****Explanation:**

During processor/memory subsystem initialization, an error was encountered: The Firmware Request call failed.

**Response:**

The FRU callouts are calculated at the time of the failure. See the error log for the actual replacement strategy.

---

**BC301A39****Explanation:**

During processor/memory subsystem initialization, an error was encountered: The Firmware Request call failed.

**Response:**

The FRU callouts are calculated at the time of the failure. See the error log for the actual replacement strategy.

---

**BC301A3A****Explanation:**

Firmware encountered an internal error.

**Response:**

The FRU callouts are calculated at the time of the failure. See the error log for the actual replacement strategy.

---

**BC301A3B****Explanation:**

Firmware encountered an internal error.

**Response:**

The FRU callouts are calculated at the time of the failure. See the error log for the actual replacement strategy.

---

**BC301A3C****Explanation:**

During processor/memory subsystem initialization, an error was encountered: Attribute failed to update on HBRT side.

**Response:**

The FRU callouts are calculated at the time of the failure. See the error log for the actual replacement strategy.

---

**BC301A3D****Explanation:**

Hostboot attempted to reserve memory outside of allowed range.

**Response:**

The FRU callouts are calculated at the time of the failure. See the error log for the actual replacement strategy.

---

**BC301A3E****Explanation:**

During processor/memory subsystem initialization, an error was encountered: messages from other nodes have not returned in time.

**Response:**

The FRU callouts are calculated at the time of the failure. See the error log for the actual replacement strategy.

---

**BC301A3F****Explanation:**

During processor/memory subsystem initialization, an error was encountered: sendSBESystemConfig timer thread failed.

**Response:**

The FRU callouts are calculated at the time of the failure. See the error log for the actual replacement strategy.

---

**BC301A40****Explanation:**

Informational log containing historic data.

**Response:**

The FRU callouts are calculated at the time of the failure. See the error log for the actual replacement strategy.

---

**BC301A42****Explanation:**

Failure in the security subsystem.

**Response:**

The FRU callouts are calculated at the time of the failure. See the error log for the actual replacement strategy.

---

**BC301A43****Explanation:**

Failure in the security subsystem.

**Response:**

The FRU callouts are calculated at the time of the failure. See the error log for the actual replacement strategy.

---

**BC301A44****Explanation:**

Firmware error initializing system data structures during boot.

**Response:**

The FRU callouts are calculated at the time of the failure. See the error log for the actual replacement strategy.

---

**BC301B01****Explanation:**

Boot firmware has crashed with an internal error.

**Response:**

The FRU callouts are calculated at the time of the failure. See the error log for the actual replacement strategy.

---

**BC301B02****Explanation:**

Boot firmware has crashed with an internal error.

**Response:**

The FRU callouts are calculated at the time of the failure. See the error log for the actual replacement strategy.

---

**BC301B03****Explanation:**

Boot firmware has crashed with an internal error.

**Response:**

The FRU callouts are calculated at the time of the failure. See the error log for the actual replacement strategy.

---

**BC301C01****Explanation:**

During processor/memory subsystem initialization, an error was encountered: Inband buffer size less than 8 bytes or NULL data buffer.

**Response:**

The FRU callouts are calculated at the time of the failure. See the error log for the actual replacement strategy.

---

**BC301C02****Explanation:**

During processor/memory subsystem initialization, an error was encountered: inband scom invalid operation type.

**Response:**

The FRU callouts are calculated at the time of the failure. See the error log for the actual replacement strategy.

---

**BC301C03****Explanation:**

During processor/memory subsystem initialization, an error was encountered: System configuration does not have a Parent DMI for the current centaur.

**Response:**

The FRU callouts are calculated at the time of the failure. See the error log for the actual replacement strategy.

---

**BC301C05****Explanation:**

During processor/memory subsystem initialization, an error was encountered: SUE Encountered when collecting IBSCOM Error Data.

**Response:**

The FRU callouts are calculated at the time of the failure. See the error log for the actual replacement strategy.

---

**BC301C06****Explanation:**

During processor/memory subsystem initialization, an error was encountered: Bus failure when attempting to perform IBSCOM operation. IBSCOM disabled.

**Response:**

The FRU callouts are calculated at the time of the failure. See the error log for the actual replacement strategy.

---

**BC301C07****Explanation:**

During processor/memory subsystem initialization, an error was encountered: The provided address is over 32 bits long which makes it invalid.

**Response:**

The FRU callouts are calculated at the time of the failure. See the error log for the actual replacement strategy.

---

**BC301C08****Explanation:**

During processor/memory subsystem initialization, an error was encountered: PIB error when attempting to perform IBSCOM operation.

**Response:**

The FRU callouts are calculated at the time of the failure. See the error log for the actual replacement strategy.

---

**BC301C09****Explanation:**

During processor/memory subsystem initialization, an error was encountered: Detected error doesn't match the address we failed on.

**Response:**

The FRU callouts are calculated at the time of the failure. See the error log for the actual replacement strategy.

---

**BC301C0A****Explanation:**

During processor/memory subsystem initialization, an error was encountered: Previous error disabled ibscom, so forcing a retry via FSI.

**Response:**

The FRU callouts are calculated at the time of the failure. See the error log for the actual replacement strategy.

---

**BC301D01****Explanation:**

A problem occurred during the IPL of the system.

**Response:**

The FRU callouts are calculated at the time of the failure. See the error log for the actual replacement strategy.

---

**BC301D03****Explanation:**

During processor/memory subsystem initialization, an error was encountered: The record enumeration did not have a corresponding string value.

**Response:**

The FRU callouts are calculated at the time of the failure. See the error log for the actual replacement strategy.

---

**BC301D04****Explanation:**

A problem occurred during the IPL of the system.

**Response:**

The FRU callouts are calculated at the time of the failure. See the error log for the actual replacement strategy.

---

**BC301D05****Explanation:**

During processor/memory subsystem initialization, an error was encountered: Record name does not match value expected for offset read.

**Response:**

The FRU callouts are calculated at the time of the failure. See the error log for the actual replacement strategy.

---

**BC301D06****Explanation:**

During processor/memory subsystem initialization, an error was encountered: Buffer for checking Presence Detect was not the correct size.

**Response:**

The FRU callouts are calculated at the time of the failure. See the error log for the actual replacement strategy.

---

**BC301D07****Explanation:**

During processor/memory subsystem initialization, an error was encountered: Invalid Basic Memory Type.

**Response:**

The FRU callouts are calculated at the time of the failure. See the error log for the actual replacement strategy.

---

**BC301D09****Explanation:**

A problem occurred during the IPL of the system.

**Response:**

The FRU callouts are calculated at the time of the failure. See the error log for the actual replacement strategy.

---

**BC301D0B****Explanation:**

A problem occurred during the IPL of the system.

**Response:**

The FRU callouts are calculated at the time of the failure. See the error log for the actual replacement strategy.

---

**BC301D0D****Explanation:**

A problem occurred during the IPL of the system.

**Response:**

The FRU callouts are calculated at the time of the failure. See the error log for the actual replacement strategy.

---

**BC301D0E****Explanation:**

A problem occurred during the IPL of the system.

**Response:**

The FRU callouts are calculated at the time of the failure. See the error log for the actual replacement strategy.

---

**BC301D0F****Explanation:**

A problem occurred during the IPL of the system.

**Response:**

The FRU callouts are calculated at the time of the failure. See the error log for the actual replacement strategy.

---

**BC301D10****Explanation:**

A problem occurred during the IPL of the system.

**Response:**

The FRU callouts are calculated at the time of the failure. See the error log for the actual replacement strategy.

---

**BC301D11****Explanation:**

A problem occurred during the IPL of the system.

**Response:**

The FRU callouts are calculated at the time of the failure. See the error log for the actual replacement strategy.

---

**BC301D14****Explanation:**

A problem occurred during the IPL of the system.

**Response:**

The FRU callouts are calculated at the time of the failure. See the error log for the actual replacement strategy.

---

**BC301D15****Explanation:**

A problem occurred during the IPL of the system.

**Response:**

The FRU callouts are calculated at the time of the failure. See the error log for the actual replacement strategy.

---

**BC301D16****Explanation:**

During processor/memory subsystem initialization, an error was encountered: Requested VPD type is invalid or not supported at runtime.

**Response:**

The FRU callouts are calculated at the time of the failure. See the error log for the actual replacement strategy.

---

**BC301D1A****Explanation:**

During processor/memory subsystem initialization, an error was encountered: Hypervisor returned NULL address for VPD.

**Response:**

The FRU callouts are calculated at the time of the failure. See the error log for the actual replacement strategy.

---

**BC301D1B****Explanation:**

During processor/memory subsystem initialization, an error was encountered: Reserved size in memory insufficient for runtime VPD.

**Response:**

The FRU callouts are calculated at the time of the failure. See the error log for the actual replacement strategy.

---

**BC301D30****Explanation:**

During processor/memory subsystem initialization, an error was encountered: The VHDR was invalid.

**Response:**

The FRU callouts are calculated at the time of the failure. See the error log for the actual replacement strategy.

---

**BC301D31****Explanation:**

During processor/memory subsystem initialization, an error was encountered: Unable to resolve the VPD source (PNOR or SEEPROM).

**Response:**

The FRU callouts are calculated at the time of the failure. See the error log for the actual replacement strategy.

---

**BC301D32****Explanation:**

During processor/memory subsystem initialization, an error was encountered: writePNOR mm\_remove\_pages FLUSH failed.

**Response:**

The FRU callouts are calculated at the time of the failure. See the error log for the actual replacement strategy.

---

**BC301D33****Explanation:**

During processor/memory subsystem initialization, an error was encountered: Unexpected target type.

**Response:**

The FRU callouts are calculated at the time of the failure. See the error log for the actual replacement strategy.

---

**BC301D34****Explanation:**

During processor/memory subsystem initialization, an error was encountered: Unable to resolve the VPD destination (PNOR or SEEPROM).

**Response:**

The FRU callouts are calculated at the time of the failure. See the error log for the actual replacement strategy.

---

**BC301D35****Explanation:**

Fatal firmware boot error.

**Response:**

The FRU callouts are calculated at the time of the failure. See the error log for the actual replacement strategy.

---

**BC301D36****Explanation:**

During processor/memory subsystem initialization, an error was encountered: Invalid data length.

**Response:**

The FRU callouts are calculated at the time of the failure. See the error log for the actual replacement strategy.

---

**BC301D37****Explanation:**

During processor/memory subsystem initialization, an error was encountered: MBOX send not supported in HBRT.

**Response:**

The FRU callouts are calculated at the time of the failure. See the error log for the actual replacement strategy.

---

**BC301D3B****Explanation:**

During processor/memory subsystem initialization, an error was encountered: Node for VPD is too large.

**Response:**

The FRU callouts are calculated at the time of the failure. See the error log for the actual replacement strategy.

---

**BC301D3C****Explanation:**

Firmware error writing VPD.

**Response:**

The FRU callouts are calculated at the time of the failure. See the error log for the actual replacement strategy.

---

**BC301D3D****Explanation:**

Runtime vital product data update failure.

**Response:**

The FRU callouts are calculated at the time of the failure. See the error log for the actual replacement strategy.

---

**BC301D3E****Explanation:**

Firmware configuration error.

**Response:**

The FRU callouts are calculated at the time of the failure. See the error log for the actual replacement strategy.

---

**BC301D3F****Explanation:**

Firmware error during boot.

**Response:**

The FRU callouts are calculated at the time of the failure. See the error log for the actual replacement strategy.

---

**BC301E05****Explanation:**

A problem occurred during the IPL of the system.

**Response:**

The FRU callouts are calculated at the time of the failure. See the error log for the actual replacement strategy.

---

**BC301E07****Explanation:**

Secure Boot firmware validation failed.

**Response:**

The FRU callouts are calculated at the time of the failure. See the error log for the actual replacement strategy.

---

**BC301E09****Explanation:**

Unexpected internal firmware error.

**Response:**

The FRU callouts are calculated at the time of the failure. See the error log for the actual replacement strategy.

---

**BC301E0B****Explanation:**

Security failure occurred during the IPL of the system.

**Response:**

The FRU callouts are calculated at the time of the failure. See the error log for the actual replacement strategy.

---

**BC301E0C****Explanation:**

Boot firmware integrity issue; Reinstall boot firmware.

**Response:**

The FRU callouts are calculated at the time of the failure. See the error log for the actual replacement strategy.

---

**BC301E0D****Explanation:**

Firmware Error.

**Response:**

The FRU callouts are calculated at the time of the failure. See the error log for the actual replacement strategy.

---

**BC301E0E****Explanation:**

Platform security problem detected.

**Response:**

The FRU callouts are calculated at the time of the failure. See the error log for the actual replacement strategy.

---

**BC301E0F****Explanation:**

Firmware Error.

**Response:**

The FRU callouts are calculated at the time of the failure. See the error log for the actual replacement strategy.

---

**BC301E10****Explanation:**

Firmware Error.

**Response:**

The FRU callouts are calculated at the time of the failure. See the error log for the actual replacement strategy.

---

**BC301E11****Explanation:**

Firmware Error.

**Response:**

The FRU callouts are calculated at the time of the failure. See the error log for the actual replacement strategy.

---

**BC301E12****Explanation:**

Firmware Error.

**Response:**

The FRU callouts are calculated at the time of the failure. See the error log for the actual replacement strategy.

---

**BC301E13**

**Explanation:**

Boot firmware integrity issue; Reinstall boot firmware.

**Response:**

The FRU callouts are calculated at the time of the failure. See the error log for the actual replacement strategy.

---

**BC301E14****Explanation:**

Secure Boot failure.

**Response:**

The FRU callouts are calculated at the time of the failure. See the error log for the actual replacement strategy.

---

**BC301E15****Explanation:**

Planar jumper configuration.

**Response:**

The FRU callouts are calculated at the time of the failure. See the error log for the actual replacement strategy.

---

**BC301E16****Explanation:**

A problem occurred during the IPL of the system.

**Response:**

The FRU callouts are calculated at the time of the failure. See the error log for the actual replacement strategy.

---

**BC301E17****Explanation:**

Could not allocate any requested SMF memory.

**Response:**

The FRU callouts are calculated at the time of the failure. See the error log for the actual replacement strategy.

---

**BC301E18****Explanation:**

SMF secure memory allocation request altered to satisfy memory allocation rules.

**Response:**

The FRU callouts are calculated at the time of the failure. See the error log for the actual replacement strategy.

---

**BC301E20****Explanation:**

Secure Boot failure.

**Response:**

The FRU callouts are calculated at the time of the failure. See the error log for the actual replacement strategy.

---

**BC301E21****Explanation:**

Secure Boot failure.

**Response:**

The FRU callouts are calculated at the time of the failure. See the error log for the actual replacement strategy.

---

**BC301E22****Explanation:**

Secure Boot failure.

**Response:**

The FRU callouts are calculated at the time of the failure. See the error log for the actual replacement strategy.

---

**BC301E23****Explanation:**

Secure Boot failure.

**Response:**

The FRU callouts are calculated at the time of the failure. See the error log for the actual replacement strategy.

---

**BC301E24****Explanation:**

Secure Boot failure.

**Response:**

The FRU callouts are calculated at the time of the failure. See the error log for the actual replacement strategy.

---

**BC301E25****Explanation:**

Secure Boot failure.

**Response:**

The FRU callouts are calculated at the time of the failure. See the error log for the actual replacement strategy.

---

**BC301E26****Explanation:**

Secure Boot failure.

**Response:**

The FRU callouts are calculated at the time of the failure. See the error log for the actual replacement strategy.

---

**BC301E27****Explanation:**

Secure Boot failure.

**Response:**

The FRU callouts are calculated at the time of the failure. See the error log for the actual replacement strategy.

---

**BC301E28****Explanation:**

Secure Boot failure.

**Response:**

The FRU callouts are calculated at the time of the failure. See the error log for the actual replacement strategy.

---

**BC301E29****Explanation:**

Secure Boot failure.

**Response:**

The FRU callouts are calculated at the time of the failure. See the error log for the actual replacement strategy.

---

**BC301E2A****Explanation:**

Secure Boot failure.

**Response:**

The FRU callouts are calculated at the time of the failure. See the error log for the actual replacement strategy.

---

**BC301E2B****Explanation:**

Secure Boot failure.

**Response:**

The FRU callouts are calculated at the time of the failure. See the error log for the actual replacement strategy.

---

**BC301E2D****Explanation:**

During processor/memory subsystem initialization, an error was encountered: Could not fetch primary TPM's Log.

**Response:**

The FRU callouts are calculated at the time of the failure. See the error log for the actual replacement strategy.

---

**BC301E30****Explanation:**

Trusted Boot failure.

**Response:**

The FRU callouts are calculated at the time of the failure. See the error log for the actual replacement strategy.

---

**BC301E31****Explanation:**

Trusted Boot failure.

**Response:**

The FRU callouts are calculated at the time of the failure. See the error log for the actual replacement strategy.

---

**BC301E32****Explanation:**

Trusted Boot failure.

**Response:**

The FRU callouts are calculated at the time of the failure. See the error log for the actual replacement strategy.

---

**BC301E33****Explanation:**

Trusted Boot failure.

**Response:**

The FRU callouts are calculated at the time of the failure. See the error log for the actual replacement strategy.

---

**BC301E34****Explanation:**

Trusted Boot failure.

**Response:**

The FRU callouts are calculated at the time of the failure. See the error log for the actual replacement strategy.

---

**BC301E41****Explanation:**

A problem occurred during the IPL of the system.

**Response:**

The FRU callouts are calculated at the time of the failure. See the error log for the actual replacement strategy.

---

**BC301E42****Explanation:**

A problem occurred during the IPL of the system.

**Response:**

The FRU callouts are calculated at the time of the failure. See the error log for the actual replacement strategy.

---

**BC301E43****Explanation:**

A problem occurred during the IPL of the system.

**Response:**



The FRU callouts are calculated at the time of the failure. See the error log for the actual replacement strategy.

---

**BC301E44****Explanation:**

Physical Presence was Asserted.

**Response:**

The FRU callouts are calculated at the time of the failure. See the error log for the actual replacement strategy.

---

**BC301E45****Explanation:**

Re-IPLing to open a Physical Presence Window.

**Response:**

The FRU callouts are calculated at the time of the failure. See the error log for the actual replacement strategy.

---

**BC301E46****Explanation:**

A problem occurred during the IPL of the system.

**Response:**

The FRU callouts are calculated at the time of the failure. See the error log for the actual replacement strategy.

---

**BC301E47****Explanation:**

Detected Special Key Clear Request.

**Response:**

The FRU callouts are calculated at the time of the failure. See the error log for the actual replacement strategy.

---

**BC301F01****Explanation:**

During processor/memory subsystem initialization, an error was encountered: IPC service provider received an unexpected message.

**Response:**

The FRU callouts are calculated at the time of the failure. See the error log for the actual replacement strategy.

---

**BC302201****Explanation:**

A problem occurred while updating processor boot code.

**Response:**

The FRU callouts are calculated at the time of the failure. See the error log for the actual replacement strategy.

---

**BC302202****Explanation:**

A problem occurred while updating processor boot code.

**Response:**

The FRU callouts are calculated at the time of the failure. See the error log for the actual replacement strategy.

---

**BC302203****Explanation:**

A problem occurred while updating processor boot code.

**Response:**

The FRU callouts are calculated at the time of the failure. See the error log for the actual replacement strategy.

---

**BC302204****Explanation:**

A problem occurred while updating processor boot code.

**Response:**

The FRU callouts are calculated at the time of the failure. See the error log for the actual replacement strategy.

---

**BC302206****Explanation:**

A problem occurred while updating processor boot code.

**Response:**

The FRU callouts are calculated at the time of the failure. See the error log for the actual replacement strategy.

---

**BC302207****Explanation:**

A problem occurred while updating processor boot code.

**Response:**

The FRU callouts are calculated at the time of the failure. See the error log for the actual replacement strategy.

---

**BC302208****Explanation:**

A problem occurred while updating processor boot code.

**Response:**

The FRU callouts are calculated at the time of the failure. See the error log for the actual replacement strategy.

---

**BC30220A****Explanation:**

A problem occurred while updating processor boot code.

**Response:**

The FRU callouts are calculated at the time of the failure. See the error log for the actual replacement strategy.

---

**BC30220B****Explanation:**

A problem occurred while updating processor boot code.

**Response:**

The FRU callouts are calculated at the time of the failure. See the error log for the actual replacement strategy.

---

**BC30220D****Explanation:**

A problem occurred while updating processor boot code.

**Response:**

The FRU callouts are calculated at the time of the failure. See the error log for the actual replacement strategy.

---

**BC30220E****Explanation:**

During processor/memory subsystem initialization, an error was encountered: Invalid Boot SEEPROM Side Found.

**Response:**

The FRU callouts are calculated at the time of the failure. See the error log for the actual replacement strategy.

---

**BC30220F****Explanation:**

ECC or Data Mismatch Fail Reading Back Self Boot Engine (SBE) Version Information.

**Response:**

The FRU callouts are calculated at the time of the failure. See the error log for the actual replacement strategy.

---

**BC302210****Explanation:**

A problem occurred while updating processor boot code.

**Response:**

The FRU callouts are calculated at the time of the failure. See the error log for the actual replacement strategy.

---

---

**BC302211****Explanation:**

A problem occurred while updating processor boot code.

**Response:**

The FRU callouts are calculated at the time of the failure. See the error log for the actual replacement strategy.

---

**BC302212****Explanation:**

Successful Update of Self Boot Engine (SBE) SEEPROM SBE Version Information.

**Response:**

The FRU callouts are calculated at the time of the failure. See the error log for the actual replacement strategy.

---

**BC302213****Explanation:**

Self Boot Engine (SBE) Version Mismatch with Master Target.

**Response:**

The FRU callouts are calculated at the time of the failure. See the error log for the actual replacement strategy.

---

**BC302214****Explanation:**

During processor/memory subsystem initialization, an error was encountered: Error Associated with Updating this Target.

**Response:**

The FRU callouts are calculated at the time of the failure. See the error log for the actual replacement strategy.

---

**BC302215****Explanation:**

Self Boot Engine (SBE) Image Version Mismatch with Master Target.

**Response:**

The FRU callouts are calculated at the time of the failure. See the error log for the actual replacement strategy.

---

**BC302218****Explanation:**

A problem occurred while updating processor boot code.

**Response:**

The FRU callouts are calculated at the time of the failure. See the error log for the actual replacement strategy.

---

---

**BC302219****Explanation:**

A problem occurred while updating processor boot code.

**Response:**

The FRU callouts are calculated at the time of the failure. See the error log for the actual replacement strategy.

---

**BC30221A****Explanation:**

A problem occurred while updating processor boot code.

**Response:**

The FRU callouts are calculated at the time of the failure. See the error log for the actual replacement strategy.

---

**BC30221B****Explanation:**

SBE is not being updated.

**Response:**

The FRU callouts are calculated at the time of the failure. See the error log for the actual replacement strategy.

---

**BC30221D****Explanation:**

Chip level is invalid.

**Response:**

The FRU callouts are calculated at the time of the failure. See the error log for the actual replacement strategy.

---

**BC30221E****Explanation:**

A problem occurred while updating processor boot code.

**Response:**

The FRU callouts are calculated at the time of the failure. See the error log for the actual replacement strategy.

---

**BC30221F****Explanation:**

A problem occurred while updating processor boot code.

**Response:**

The FRU callouts are calculated at the time of the failure. See the error log for the actual replacement strategy.

---

**BC302300****Explanation:**

A problem occurred during the IPL of the system.

**Response:**

The FRU callouts are calculated at the time of the failure. See the error log for the actual replacement strategy.

---

**BC302301****Explanation:**

A problem occurred during the IPL of the system.

**Response:**

The FRU callouts are calculated at the time of the failure. See the error log for the actual replacement strategy.

---

**BC302302****Explanation:**

A problem occurred during the IPL of the system.

**Response:**

The FRU callouts are calculated at the time of the failure. See the error log for the actual replacement strategy.

---

**BC302303****Explanation:**

A problem occurred during the IPL of the system.

**Response:**

The FRU callouts are calculated at the time of the failure. See the error log for the actual replacement strategy.

---

**BC302310****Explanation:**

A problem occurred during the IPL of the system.

**Response:**

The FRU callouts are calculated at the time of the failure. See the error log for the actual replacement strategy.

---

**BC302401****Explanation:**

Firmware error accessing internal bus during IPL.

**Response:**

The FRU callouts are calculated at the time of the failure. See the error log for the actual replacement strategy.

---

**BC302403****Explanation:**

Firmware error accessing internal bus during IPL.

**Response:**

The FRU callouts are calculated at the time of the failure. See the error log for the actual replacement strategy.

---

**BC302404**

**Explanation:**

Error(s) found in OPB Status Register.

**Response:**

The FRU callouts are calculated at the time of the failure. See the error log for the actual replacement strategy.

---

**BC302405****Explanation:**

Unsupported Reset Level requested.

**Response:**

The FRU callouts are calculated at the time of the failure. See the error log for the actual replacement strategy.

---

**BC302406****Explanation:**

Firmware error during boot flash diagnostics.

**Response:**

The FRU callouts are calculated at the time of the failure. See the error log for the actual replacement strategy.

---

**BC302407****Explanation:**

Firmware error during boot flash diagnostics.

**Response:**

The FRU callouts are calculated at the time of the failure. See the error log for the actual replacement strategy.

---

**BC302408****Explanation:**

Firmware error during boot flash diagnostics.

**Response:**

The FRU callouts are calculated at the time of the failure. See the error log for the actual replacement strategy.

---

**BC302409****Explanation:**

Firmware error during boot flash diagnostics.

**Response:**

The FRU callouts are calculated at the time of the failure. See the error log for the actual replacement strategy.

---

**BC30240A****Explanation:**

Error(s) found in LPCHC Status Register.

**Response:**

The FRU callouts are calculated at the time of the failure. See the error log for the actual replacement strategy.

---

**BC302501****Explanation:**

Firmware error during system boot.

**Response:**

The FRU callouts are calculated at the time of the failure. See the error log for the actual replacement strategy.

---

**BC302502****Explanation:**

Firmware error.

**Response:**

The FRU callouts are calculated at the time of the failure. See the error log for the actual replacement strategy.

---

**BC302503****Explanation:**

Firmware error during IPMI event handling.

**Response:**

The FRU callouts are calculated at the time of the failure. See the error log for the actual replacement strategy.

---

**BC302504****Explanation:**

During processor/memory subsystem initialization, an error was encountered: Command not valid for this sensor.

**Response:**

The FRU callouts are calculated at the time of the failure. See the error log for the actual replacement strategy.

---

**BC302505****Explanation:**

During processor/memory subsystem initialization, an error was encountered: Set sensor reading command failed.

**Response:**

The FRU callouts are calculated at the time of the failure. See the error log for the actual replacement strategy.

---

**BC302506****Explanation:**

During processor/memory subsystem initialization, an error was encountered: Set sensor reading command failed.

**Response:**

The FRU callouts are calculated at the time of the failure. See the error log for the actual replacement strategy.

---

---

**BC302507****Explanation:**

During processor/memory subsystem initialization, an error was encountered: Requested sensor is not present.

**Response:**

The FRU callouts are calculated at the time of the failure. See the error log for the actual replacement strategy.

---

**BC302508****Explanation:**

During processor/memory subsystem initialization, an error was encountered: Set sensor reading command failed.

**Response:**

The FRU callouts are calculated at the time of the failure. See the error log for the actual replacement strategy.

---

**BC302509****Explanation:**

Unexpected IPMI completion code from the BMC.

**Response:**

The FRU callouts are calculated at the time of the failure. See the error log for the actual replacement strategy.

---

**BC30250A****Explanation:**

The DCMI command to retrieve the power limit data from the BMC has failed, the user defined power limit cannot be applied.

**Response:**

The FRU callouts are calculated at the time of the failure. See the error log for the actual replacement strategy.

---

**BC30250B****Explanation:**

Request to get sensor reading IPMI completion code can be seen in userdata1 field of the log.

**Response:**

The FRU callouts are calculated at the time of the failure. See the error log for the actual replacement strategy.

---

**BC30250C****Explanation:**

During processor/memory subsystem initialization, an error was encountered: Request to get sensor type form the bmc failed.

**Response:**

The FRU callouts are calculated at the time of the failure. See the error log for the actual replacement strategy.

---

**BC30250D****Explanation:**

Unable to determine sensor information.

**Response:**

The FRU callouts are calculated at the time of the failure. See the error log for the actual replacement strategy.

---

**BC30250E****Explanation:**

During processor/memory subsystem initialization, an error was encountered: VPD data is invalid size.

**Response:**

The FRU callouts are calculated at the time of the failure. See the error log for the actual replacement strategy.

---

**BC30250F****Explanation:**

The passed in sensor number is not valid.

**Response:**

The FRU callouts are calculated at the time of the failure. See the error log for the actual replacement strategy.

---

**BC302510****Explanation:**

Unable to find a valid sensor setting.

**Response:**

The FRU callouts are calculated at the time of the failure. See the error log for the actual replacement strategy.

---

**BC302601****Explanation:**

During processor/memory subsystem initialization, an error was encountered: OCC is not valid.

**Response:**

The FRU callouts are calculated at the time of the failure. See the error log for the actual replacement strategy.

---

**BC302605****Explanation:**

During processor/memory subsystem initialization, an error was encountered: OCC not ready for target state.

**Response:**

The FRU callouts are calculated at the time of the failure. See the error log for the actual replacement strategy.

---

---

**BC30260E****Explanation:**

During processor/memory subsystem initialization, an error was encountered: Unable to send cmd to OCC exception.

**Response:**

The FRU callouts are calculated at the time of the failure. See the error log for the actual replacement strategy.

---

**BC302616****Explanation:**

During processor/memory subsystem initialization, an error was encountered: Homer pointer is nullptr, unable to communicate with the OCCs. Leaving system in safe mode.

**Response:**

The FRU callouts are calculated at the time of the failure. See the error log for the actual replacement strategy.

---

**BC302618****Explanation:**

During processor/memory subsystem initialization, an error was encountered: Invalid response length received.

**Response:**

The FRU callouts are calculated at the time of the failure. See the error log for the actual replacement strategy.

---

**BC302619****Explanation:**

During processor/memory subsystem initialization, an error was encountered: OCC response had checksum failure.

**Response:**

The FRU callouts are calculated at the time of the failure. See the error log for the actual replacement strategy.

---

**BC30261B****Explanation:**

During processor/memory subsystem initialization, an error was encountered: Invalid length in OCC response.

**Response:**

The FRU callouts are calculated at the time of the failure. See the error log for the actual replacement strategy.

---

**BC30261C****Explanation:**

During processor/memory subsystem initialization, an error was encountered: Invalid POLL response length.

**Response:**

The FRU callouts are calculated at the time of the failure. See the error log for the actual replacement strategy.

---

**BC30261D****Explanation:**

During processor/memory subsystem initialization, an error was encountered: Bad FRU data received in OCC error log.

**Response:**

The FRU callouts are calculated at the time of the failure. See the error log for the actual replacement strategy.

---

**BC302622****Explanation:**

During processor/memory subsystem initialization, an error was encountered: Invalid role is POLL response.

**Response:**

The FRU callouts are calculated at the time of the failure. See the error log for the actual replacement strategy.

---

**BC302623****Explanation:**

During processor/memory subsystem initialization, an error was encountered: Invalid OCC state requested.

**Response:**

The FRU callouts are calculated at the time of the failure. See the error log for the actual replacement strategy.

---

**BC302624****Explanation:**

During processor/memory subsystem initialization, an error was encountered: OCC comm not established or command is not supported.

**Response:**

The FRU callouts are calculated at the time of the failure. See the error log for the actual replacement strategy.

---

**BC302625****Explanation:**

During processor/memory subsystem initialization, an error was encountered: OCCs were not loaded/started successfully.

**Response:**

The FRU callouts are calculated at the time of the failure. See the error log for the actual replacement strategy.

---

---

**BC302626****Explanation:**

During processor/memory subsystem initialization, an error was encountered: OCC did not change to requested state.

**Response:**

The FRU callouts are calculated at the time of the failure. See the error log for the actual replacement strategy.

---

**BC302635****Explanation:**

During processor/memory subsystem initialization, an error was encountered: Timeout waiting for OCC response.

**Response:**

The FRU callouts are calculated at the time of the failure. See the error log for the actual replacement strategy.

---

**BC302645****Explanation:**

During processor/memory subsystem initialization, an error was encountered: No OCC target found for proc Target,.

**Response:**

The FRU callouts are calculated at the time of the failure. See the error log for the actual replacement strategy.

---

**BC302655****Explanation:**

During processor/memory subsystem initialization, an error was encountered: No OCC master was found.

**Response:**

The FRU callouts are calculated at the time of the failure. See the error log for the actual replacement strategy.

---

**BC302656****Explanation:**

During processor/memory subsystem initialization, an error was encountered: OCC reset threshold reached. Leaving OCCs in reset state.

**Response:**

The FRU callouts are calculated at the time of the failure. See the error log for the actual replacement strategy.

---

**BC302663****Explanation:**

During processor/memory subsystem initialization, an error was encountered: Invalid OCC error log data.

**Response:**

The FRU callouts are calculated at the time of the failure. See the error log for the actual replacement strategy.

---

**BC30267D****Explanation:**

During processor/memory subsystem initialization, an error was encountered: Bad FRU data received in OCC error log.

**Response:**

The FRU callouts are calculated at the time of the failure. See the error log for the actual replacement strategy.

---

**BC30267F****Explanation:**

During processor/memory subsystem initialization, an error was encountered: No FRU callouts found for non-info OCC Error.

**Response:**

The FRU callouts are calculated at the time of the failure. See the error log for the actual replacement strategy.

---

**BC302701****Explanation:**

During processor/memory subsystem initialization, an error was encountered: Invalid operation type.

**Response:**

The FRU callouts are calculated at the time of the failure. See the error log for the actual replacement strategy.

---

**BC302702****Explanation:**

A problem was detected during the IPL of the system: Device type not supported.

**Response:**

The FRU callouts are calculated at the time of the failure. See the error log for the actual replacement strategy.

---

**BC302703****Explanation:**

Unexpected trusted boot related failure.

**Response:**

The FRU callouts are calculated at the time of the failure. See the error log for the actual replacement strategy.

---

**BC302705****Explanation:**

During processor/memory subsystem initialization, an error was encountered: I2C master entity path doesn't exist.

**Response:**

The FRU callouts are calculated at the time of the failure. See the error log for the actual replacement strategy.

---

**BC302706****Explanation:**

During processor/memory subsystem initialization, an error was encountered: I2C master path target is null.

**Response:**

The FRU callouts are calculated at the time of the failure. See the error log for the actual replacement strategy.

---

**BC302707****Explanation:**

During processor/memory subsystem initialization, an error was encountered: Invalid address offset size.

**Response:**

The FRU callouts are calculated at the time of the failure. See the error log for the actual replacement strategy.

---

**BC302708****Explanation:**

A problem occurred during the IPL of the system: TPM buffer is too large.

**Response:**

The FRU callouts are calculated at the time of the failure. See the error log for the actual replacement strategy.

---

**BC302709****Explanation:**

A problem occurred during the IPL of the system: TPM underflow.

**Response:**

The FRU callouts are calculated at the time of the failure. See the error log for the actual replacement strategy.

---

**BC30270A****Explanation:**

A problem occurred during the IPL of the system: TPM timeout.

**Response:**

The FRU callouts are calculated at the time of the failure. See the error log for the actual replacement strategy.

---

**BC30270B****Explanation:**

During processor/memory subsystem initialization, an error was encountered: Invalid operation type.

**Response:**

The FRU callouts are calculated at the time of the failure. See the error log for the actual replacement strategy.

---

**BC30270C****Explanation:**

During processor/memory subsystem initialization, an error was encountered: Can't find TPM in ATTR\_I2C\_BUS\_SPEED\_ARRAY.

**Response:**

The FRU callouts are calculated at the time of the failure. See the error log for the actual replacement strategy.

---

**BC30270D****Explanation:**

A trusted platform module (TPM) that was expected to be present was not detected properly.

**Response:**

The FRU callouts are calculated at the time of the failure. See the error log for the actual replacement strategy.

---

**BC30270E****Explanation:**

Trusted boot problem detected.

**Response:**

The FRU callouts are calculated at the time of the failure. See the error log for the actual replacement strategy.

---

**BC30270F****Explanation:**

Trusted boot problem detected.

**Response:**

The FRU callouts are calculated at the time of the failure. See the error log for the actual replacement strategy.

---

**BC302710****Explanation:**

Unexpected trusted boot related failure.

**Response:**

The FRU callouts are calculated at the time of the failure. See the error log for the actual replacement strategy.

---

**BC302711****Explanation:**

Unexpected trusted boot related failure.

**Response:**

The FRU callouts are calculated at the time of the failure. See the error log for the actual replacement strategy.



---

**BC302801****Explanation:**

Firmware error communicating with boot device.

**Response:**

The FRU callouts are calculated at the time of the failure. See the error log for the actual replacement strategy.

---

**BC302802****Explanation:**

Firmware error communicating with boot device.

**Response:**

The FRU callouts are calculated at the time of the failure. See the error log for the actual replacement strategy.

---

**BC302803****Explanation:**

Firmware error communicating with boot device.

**Response:**

The FRU callouts are calculated at the time of the failure. See the error log for the actual replacement strategy.

---

**BC302804****Explanation:**

Firmware error communicating with boot device.

**Response:**

The FRU callouts are calculated at the time of the failure. See the error log for the actual replacement strategy.

---

**BC302806****Explanation:**

Firmware logic bug detected.

**Response:**

The FRU callouts are calculated at the time of the failure. See the error log for the actual replacement strategy.

---

**BC302810****Explanation:**

During processor/memory subsystem initialization, an error was encountered: Timeout waiting for upstream FIFO to have room to write.

**Response:**

The FRU callouts are calculated at the time of the failure. See the error log for the actual replacement strategy.

---

**BC302811****Explanation:**

During processor/memory subsystem initialization, an error was encountered: EOT not received before downstream buffer full.

**Response:**

The FRU callouts are calculated at the time of the failure. See the error log for the actual replacement strategy.

---

**BC302812****Explanation:**

During processor/memory subsystem initialization, an error was encountered: The distance to the status header is not within the response buffer.

**Response:**

The FRU callouts are calculated at the time of the failure. See the error log for the actual replacement strategy.

---

**BC302813****Explanation:**

During processor/memory subsystem initialization, an error was encountered: Status header does not start with magic number or non-zero primary or secondary status.

**Response:**

The FRU callouts are calculated at the time of the failure. See the error log for the actual replacement strategy.

---

**BC302814****Explanation:**

During processor/memory subsystem initialization, an error was encountered: Timeout waiting for downstream FIFO to have data to receive.

**Response:**

The FRU callouts are calculated at the time of the failure. See the error log for the actual replacement strategy.

---

**BC302815****Explanation:**

Firmware error communicating with boot device.

**Response:**

The FRU callouts are calculated at the time of the failure. See the error log for the actual replacement strategy.

---

**BC302816****Explanation:**

Firmware error communicating with boot device.

**Response:**

The FRU callouts are calculated at the time of the failure. See the error log for the actual replacement strategy.

---

---

**BC302817****Explanation:**

Firmware error communicating with boot device.

**Response:**

The FRU callouts are calculated at the time of the failure. See the error log for the actual replacement strategy.

---

**BC302818****Explanation:**

Firmware error communicating with boot device.

**Response:**

The FRU callouts are calculated at the time of the failure. See the error log for the actual replacement strategy.

---

**BC302819****Explanation:**

Firmware error communicating with boot device.

**Response:**

The FRU callouts are calculated at the time of the failure. See the error log for the actual replacement strategy.

---

**BC30281A****Explanation:**

During processor/memory subsystem initialization, an error was encountered: If the size of the FFDC package exceeds our allocated buffer size, we log it.

**Response:**

The FRU callouts are calculated at the time of the failure. See the error log for the actual replacement strategy.

---

**BC302831****Explanation:**

Firmware error communicating with boot device.

**Response:**

The FRU callouts are calculated at the time of the failure. See the error log for the actual replacement strategy.

---

**BC302832****Explanation:**

Firmware error communicating with boot device.

**Response:**

The FRU callouts are calculated at the time of the failure. See the error log for the actual replacement strategy.

---

**BC302833****Explanation:**

Firmware error communicating with boot device.

**Response:**

The FRU callouts are calculated at the time of the failure. See the error log for the actual replacement strategy.

---

**BC302834****Explanation:**

Firmware error communicating with boot device.

**Response:**

The FRU callouts are calculated at the time of the failure. See the error log for the actual replacement strategy.

---

**BC302835****Explanation:**

Firmware error communicating with boot device.

**Response:**

The FRU callouts are calculated at the time of the failure. See the error log for the actual replacement strategy.

---

**BC302836****Explanation:**

Firmware error communicating with boot device.

**Response:**

The FRU callouts are calculated at the time of the failure. See the error log for the actual replacement strategy.

---

**BC302837****Explanation:**

Firmware error communicating with boot device.

**Response:**

The FRU callouts are calculated at the time of the failure. See the error log for the actual replacement strategy.

---

**BC302838****Explanation:**

Firmware error communicating with boot device.

**Response:**

The FRU callouts are calculated at the time of the failure. See the error log for the actual replacement strategy.

---

**BC302839****Explanation:**

Firmware error communicating with boot device.

**Response:**

The FRU callouts are calculated at the time of the failure. See the error log for the actual replacement strategy.

---

**BC30283A****Explanation:**

Firmware error communicating with boot device.

**Response:**

The FRU callouts are calculated at the time of the failure. See the error log for the actual replacement strategy.

---

**BC30283B**

**Explanation:**

Firmware error communicating with boot device.

**Response:**

The FRU callouts are calculated at the time of the failure. See the error log for the actual replacement strategy.

---

**BC30283C**

**Explanation:**

Firmware error communicating with boot device.

**Response:**

The FRU callouts are calculated at the time of the failure. See the error log for the actual replacement strategy.

---

**BC30283D**

**Explanation:**

During processor/memory subsystem initialization, an error was encountered: Unable to inform OPAL of SBE failure.

**Response:**

The FRU callouts are calculated at the time of the failure. See the error log for the actual replacement strategy.

---

**BC302850**

**Explanation:**

A problem occurred during the IPL.

**Response:**

The FRU callouts are calculated at the time of the failure. See the error log for the actual replacement strategy.

---

**BC302851**

**Explanation:**

A problem occurred during the IPL.

**Response:**

The FRU callouts are calculated at the time of the failure. See the error log for the actual replacement strategy.

---

**BC302852**

**Explanation:**

During processor/memory subsystem initialization, an error was encountered: SBE booted from unexpected side.

**Response:**

The FRU callouts are calculated at the time of the failure. See the error log for the actual replacement strategy.

---

**BC302853**

**Explanation:**

Processor Error.

**Response:**

The FRU callouts are calculated at the time of the failure. See the error log for the actual replacement strategy.

---

**BC302854**

**Explanation:**

Processor Error.

**Response:**

The FRU callouts are calculated at the time of the failure. See the error log for the actual replacement strategy.

---

**BC302856**

**Explanation:**

During processor/memory subsystem initialization, an error was encountered: This function was called incorrectly or there is a new enum that is not handled yet.

**Response:**

The FRU callouts are calculated at the time of the failure. See the error log for the actual replacement strategy.

---

**BC302857**

**Explanation:**

FFDC associated with boot device failing to boot.

**Response:**

The FRU callouts are calculated at the time of the failure. See the error log for the actual replacement strategy.

---

**BC302858**

**Explanation:**

A processor in the system has failed to initialize.

**Response:**

The FRU callouts are calculated at the time of the failure. See the error log for the actual replacement strategy.

---

**BC30285B**

**Explanation:**

Extra FFDC gathered, marked information event.

**Response:**

The FRU callouts are calculated at the time of the failure. See the error log for the actual replacement strategy.

---

**BC30285C****Explanation:**

Processor Error.

**Response:**

The FRU callouts are calculated at the time of the failure. See the error log for the actual replacement strategy.

---

**BC30285D****Explanation:**

Processor Error.

**Response:**

The FRU callouts are calculated at the time of the failure. See the error log for the actual replacement strategy.

---

**BC30285E****Explanation:**

Processor Error.

**Response:**

The FRU callouts are calculated at the time of the failure. See the error log for the actual replacement strategy.

---

**BC30285F****Explanation:**

During processor/memory subsystem initialization, an error was encountered: Call to PSU Chip Op returned an unexpected message type.

**Response:**

The FRU callouts are calculated at the time of the failure. See the error log for the actual replacement strategy.

---

**BC302861****Explanation:**

During processor/memory subsystem initialization, an error was encountered: Could not register mailbox message queue.

**Response:**

The FRU callouts are calculated at the time of the failure. See the error log for the actual replacement strategy.

---

**BC302862****Explanation:**

Processor Error.

**Response:**

The FRU callouts are calculated at the time of the failure. See the error log for the actual replacement strategy.

---

**BC302BA0****Explanation:**

Failure detected in security subsystem.

**Response:**

The FRU callouts are calculated at the time of the failure. See the error log for the actual replacement strategy.

---

**BC302BA2****Explanation:**

Failure detected in security subsystem.

**Response:**

The FRU callouts are calculated at the time of the failure. See the error log for the actual replacement strategy.

---

**BC302BA3****Explanation:**

Failure detected in security subsystem.

**Response:**

The FRU callouts are calculated at the time of the failure. See the error log for the actual replacement strategy.

---

**BC302BA4****Explanation:**

Failure detected in security subsystem.

**Response:**

The FRU callouts are calculated at the time of the failure. See the error log for the actual replacement strategy.

---

**BC302BA5****Explanation:**

Failure detected in security subsystem.

**Response:**

The FRU callouts are calculated at the time of the failure. See the error log for the actual replacement strategy.

---

**BC302BA6****Explanation:**

Failure detected in security subsystem.

**Response:**

The FRU callouts are calculated at the time of the failure. See the error log for the actual replacement strategy.

---

**BC302BA7****Explanation:**

Failure detected in security subsystem.

**Response:**

The FRU callouts are calculated at the time of the failure. See the error log for the actual replacement strategy.

---

**BC302BA8**

**Explanation:**

Failure detected in security subsystem.

**Response:**

The FRU callouts are calculated at the time of the failure. See the error log for the actual replacement strategy.

---

**BC302BA9****Explanation:**

During processor/memory subsystem initialization, an error was encountered: Unmarshal error while replaying tpm log.

**Response:**

The FRU callouts are calculated at the time of the failure. See the error log for the actual replacement strategy.

---

**BC302BAA****Explanation:**

TPM log overflow.

**Response:**

The FRU callouts are calculated at the time of the failure. See the error log for the actual replacement strategy.

---

**BC302BAB****Explanation:**

TPM log operation failure.

**Response:**

The FRU callouts are calculated at the time of the failure. See the error log for the actual replacement strategy.

---

**BC302BAC****Explanation:**

TPM log buffer init failure.

**Response:**

The FRU callouts are calculated at the time of the failure. See the error log for the actual replacement strategy.

---

**BC302BAD****Explanation:**

The system is configured for Secure Boot and trusted platform module required mode; a functional boot processor trusted platform module is required to boot the system (or node, if multi-node system), but none are available. Therefore, the system (or node, if multi-node system) will terminate. Trusted platform module required mode may be disabled via the appropriate systems management interface to allow platform boot without the remote trusted attestation capability. Look for other errors which call out the trusted platform module and follow the repair actions for these errors.

**Response:**

The FRU callouts are calculated at the time of the failure. See the error log for the actual replacement strategy.

---

**BC302BAE****Explanation:**

Failure detected in security subsystem.

**Response:**

The FRU callouts are calculated at the time of the failure. See the error log for the actual replacement strategy.

---

**BC302BAF****Explanation:**

Failure detected in security subsystem.

**Response:**

The FRU callouts are calculated at the time of the failure. See the error log for the actual replacement strategy.

---

**BC302BB0****Explanation:**

TPM log invalid format.

**Response:**

The FRU callouts are calculated at the time of the failure. See the error log for the actual replacement strategy.

---

**BC302BB1****Explanation:**

Trusted boot failure.

**Response:**

The FRU callouts are calculated at the time of the failure. See the error log for the actual replacement strategy.

---

**BC302BB2****Explanation:**

Firmware error during system boot.

**Response:**

The FRU callouts are calculated at the time of the failure. See the error log for the actual replacement strategy.

---

**BC302BB3****Explanation:**

Firmware error during system boot.

**Response:**

The FRU callouts are calculated at the time of the failure. See the error log for the actual replacement strategy.

---

**BC302BB4****Explanation:**

Platform security problem detected.

**Response:**

The FRU callouts are calculated at the time of the failure. See the error log for the actual replacement strategy.

---

**BC302BB5****Explanation:**

Failure detected in security subsystem.

**Response:**

The FRU callouts are calculated at the time of the failure. See the error log for the actual replacement strategy.

---

**BC302BB7****Explanation:**

Trusted Boot failure.

**Response:**

The FRU callouts are calculated at the time of the failure. See the error log for the actual replacement strategy.

---

**BC302BB8****Explanation:**

Trusted boot failure.

**Response:**

The FRU callouts are calculated at the time of the failure. See the error log for the actual replacement strategy.

---

**BC302BB9****Explanation:**

Trusted boot failure.

**Response:**

The FRU callouts are calculated at the time of the failure. See the error log for the actual replacement strategy.

---

**BC302BBA****Explanation:**

Trusted boot failure.

**Response:**

The FRU callouts are calculated at the time of the failure. See the error log for the actual replacement strategy.

---

**BC302BBB****Explanation:**

Trusted boot failure.

**Response:**

The FRU callouts are calculated at the time of the failure. See the error log for the actual replacement strategy.

---

**BC302BBC****Explanation:**

Trusted boot failure.

**Response:**

The FRU callouts are calculated at the time of the failure. See the error log for the actual replacement strategy.

---

**BC302BBD****Explanation:**

trustedboot failure.

**Response:**

The FRU callouts are calculated at the time of the failure. See the error log for the actual replacement strategy.

---

**BC303325****Explanation:**

During processor/memory subsystem initialization, an error was encountered: Unable to resolve other end of xbus.

**Response:**

The FRU callouts are calculated at the time of the failure. See the error log for the actual replacement strategy.

---

**BC303326****Explanation:**

During processor/memory subsystem initialization, an error was encountered: Unable to resolve other end of xbus.

**Response:**

The FRU callouts are calculated at the time of the failure. See the error log for the actual replacement strategy.

---

**BC303327****Explanation:**

Firmware Error.

**Response:**

The FRU callouts are calculated at the time of the failure. See the error log for the actual replacement strategy.

---

**BC303328****Explanation:**

Firmware Error.

**Response:**

The FRU callouts are calculated at the time of the failure. See the error log for the actual replacement strategy.

---

**BC303329****Explanation:**

Firmware Error.

**Response:**

The FRU callouts are calculated at the time of the failure. See the error log for the actual replacement strategy.

---

**BC30332A****Explanation:**

Firmware Error.

**Response:**

The FRU callouts are calculated at the time of the failure. See the error log for the actual replacement strategy.

---

**BC30332B****Explanation:**

Firmware Error.

**Response:**

The FRU callouts are calculated at the time of the failure. See the error log for the actual replacement strategy.

---

**BC30332C****Explanation:**

Firmware Error.

**Response:**

The FRU callouts are calculated at the time of the failure. See the error log for the actual replacement strategy.

---

**BC30332D****Explanation:**

Firmware Error or unsupported part.

**Response:**

The FRU callouts are calculated at the time of the failure. See the error log for the actual replacement strategy.

---

**BC30332E****Explanation:**

Firmware Error.

**Response:**

The FRU callouts are calculated at the time of the failure. See the error log for the actual replacement strategy.

---

**BC30332F****Explanation:**

Firmware Error.

**Response:**

The FRU callouts are calculated at the time of the failure. See the error log for the actual replacement strategy.

---

**BC303330****Explanation:**

Firmware Error.

**Response:**

The FRU callouts are calculated at the time of the failure. See the error log for the actual replacement strategy.

---

**BC303331****Explanation:**

Firmware Error.

**Response:**

The FRU callouts are calculated at the time of the failure. See the error log for the actual replacement strategy.

---

**BC303332****Explanation:**

Firmware Error.

**Response:**

The FRU callouts are calculated at the time of the failure. See the error log for the actual replacement strategy.

---

**BC303333****Explanation:**

Firmware Error.

**Response:**

The FRU callouts are calculated at the time of the failure. See the error log for the actual replacement strategy.

---

**BC303334****Explanation:**

During processor/memory subsystem initialization, an error was encountered: platGetMBvdpdMemoryDataVersion could not find the expected 1 mba from the passed dimm target.

**Response:**

The FRU callouts are calculated at the time of the failure. See the error log for the actual replacement strategy.

---

**BC303335****Explanation:**

During processor/memory subsystem initialization, an error was encountered: platGetMBvdpdMemoryDataVersion could not find an mba parent target from the passed in dimm target.

**Response:**

The FRU callouts are calculated at the time of the failure. See the error log for the actual replacement strategy.

---

**BC303336****Explanation:**

During processor/memory subsystem initialization, an error was encountered:

platGetMBvpdMemoryDataVersion could not find any child mba's from the passed in target of type TYPE\_MEMBUF.

**Response:**

The FRU callouts are calculated at the time of the failure. See the error log for the actual replacement strategy.

---

**BC303337**

**Explanation:**

During processor/memory subsystem initialization, an error was encountered: platGetMBvpdMemoryDataVersion requires a target of type TYPE\_MBA or TYPE\_MEMBUF.

**Response:**

The FRU callouts are calculated at the time of the failure. See the error log for the actual replacement strategy.

---

**BC303339**

**Explanation:**

Internal firmware error.

**Response:**

The FRU callouts are calculated at the time of the failure. See the error log for the actual replacement strategy.

---

**BC30333A**

**Explanation:**

Internal firmware error.

**Response:**

The FRU callouts are calculated at the time of the failure. See the error log for the actual replacement strategy.

---

**BC30333B**

**Explanation:**

Internal firmware error.

**Response:**

The FRU callouts are calculated at the time of the failure. See the error log for the actual replacement strategy.

---

**BC30333C**

**Explanation:**

Internal firmware error.

**Response:**

The FRU callouts are calculated at the time of the failure. See the error log for the actual replacement strategy.

---

**BC30333D**

**Explanation:**

Internal firmware error.

**Response:**

The FRU callouts are calculated at the time of the failure. See the error log for the actual replacement strategy.

---

**BC30333E**

**Explanation:**

Internal firmware error.

**Response:**

The FRU callouts are calculated at the time of the failure. See the error log for the actual replacement strategy.

---

**BC303340**

**Explanation:**

Internal firmware error.

**Response:**

The FRU callouts are calculated at the time of the failure. See the error log for the actual replacement strategy.

---

**BC303343**

**Explanation:**

Internal firmware error.

**Response:**

The FRU callouts are calculated at the time of the failure. See the error log for the actual replacement strategy.

---

**BC303403**

**Explanation:**

A problem occurred while running processor boot code.

**Response:**

The FRU callouts are calculated at the time of the failure. See the error log for the actual replacement strategy.

---

**BC303404**

**Explanation:**

A problem occurred while running processor boot code.

**Response:**

The FRU callouts are calculated at the time of the failure. See the error log for the actual replacement strategy.

---

**BC303405**

**Explanation:**

A problem occurred while running processor boot code.

**Response:**

The FRU callouts are calculated at the time of the failure. See the error log for the actual replacement strategy.



---

**BC303406****Explanation:**

A problem occurred while running processor boot code.

**Response:**

The FRU callouts are calculated at the time of the failure. See the error log for the actual replacement strategy.

---

**BC303407****Explanation:**

A problem occurred while running processor boot code.

**Response:**

The FRU callouts are calculated at the time of the failure. See the error log for the actual replacement strategy.

---

**BC303408****Explanation:**

A problem occurred while running processor boot code.

**Response:**

The FRU callouts are calculated at the time of the failure. See the error log for the actual replacement strategy.

---

**BC303409****Explanation:**

A problem occurred while running processor boot code.

**Response:**

The FRU callouts are calculated at the time of the failure. See the error log for the actual replacement strategy.

---

**BC30340A****Explanation:**

A problem occurred while running processor boot code.

**Response:**

The FRU callouts are calculated at the time of the failure. See the error log for the actual replacement strategy.

---

**BC30340B****Explanation:**

A problem occurred while running processor boot code.

**Response:**

The FRU callouts are calculated at the time of the failure. See the error log for the actual replacement strategy.

---

---

**BC30340C****Explanation:**

A problem occurred while running processor boot code.

**Response:**

The FRU callouts are calculated at the time of the failure. See the error log for the actual replacement strategy.

---

**BC30340F****Explanation:**

Failed to load boot firmware.

**Response:**

The FRU callouts are calculated at the time of the failure. See the error log for the actual replacement strategy.

---

**BC303501****Explanation:**

During processor/memory subsystem initialization, an error was encountered: Invalid operation type.

**Response:**

The FRU callouts are calculated at the time of the failure. See the error log for the actual replacement strategy.

---

**BC303502****Explanation:**

A problem was detected during the IPL of the system: Device type not supported.

**Response:**

The FRU callouts are calculated at the time of the failure. See the error log for the actual replacement strategy.

---

**BC303503****Explanation:**

During processor/memory subsystem initialization, an error was encountered: NVDIMM attribute was not found.

**Response:**

The FRU callouts are calculated at the time of the failure. See the error log for the actual replacement strategy.

---

**BC303505****Explanation:**

During processor/memory subsystem initialization, an error was encountered: I2C master entity path doesn't exist.

**Response:**

The FRU callouts are calculated at the time of the failure. See the error log for the actual replacement strategy.

---

---

**BC303506****Explanation:**

During processor/memory subsystem initialization, an error was encountered: I2C master path target is null.

**Response:**

The FRU callouts are calculated at the time of the failure. See the error log for the actual replacement strategy.

---

**BC303507****Explanation:**

During processor/memory subsystem initialization, an error was encountered: Invalid address offset size.

**Response:**

The FRU callouts are calculated at the time of the failure. See the error log for the actual replacement strategy.

---

**BC303508****Explanation:**

A problem occurred during the IPL of the system: I2C buffer offset is too large.

**Response:**

The FRU callouts are calculated at the time of the failure. See the error log for the actual replacement strategy.

---

**BC303509****Explanation:**

During processor/memory subsystem initialization, an error was encountered: I2C write page size is zero.

**Response:**

The FRU callouts are calculated at the time of the failure. See the error log for the actual replacement strategy.

---

**BC30350A****Explanation:**

During processor/memory subsystem initialization, an error was encountered: NVDIMM register offset out of bound.

**Response:**

The FRU callouts are calculated at the time of the failure. See the error log for the actual replacement strategy.

---

**BC30350D****Explanation:**

NVDIMM timed out.

**Response:**

The FRU callouts are calculated at the time of the failure. See the error log for the actual replacement strategy.

---

---

**BC30350E****Explanation:**

NVDIMM timed out.

**Response:**

The FRU callouts are calculated at the time of the failure. See the error log for the actual replacement strategy.

---

**BC30350F****Explanation:**

NVDIMM timed out.

**Response:**

The FRU callouts are calculated at the time of the failure. See the error log for the actual replacement strategy.

---

**BC303512****Explanation:**

NVDIMM encountered error setting the energy source policy.

**Response:**

The FRU callouts are calculated at the time of the failure. See the error log for the actual replacement strategy.

---

**BC303516****Explanation:**

Encountered error performing internal operation on NVDIMM.

**Response:**

The FRU callouts are calculated at the time of the failure. See the error log for the actual replacement strategy.

---

**BC303517****Explanation:**

NVDIMM timed out.

**Response:**

The FRU callouts are calculated at the time of the failure. See the error log for the actual replacement strategy.

---

**BC303518****Explanation:**

NVDIMM encountered error arming save trigger.

**Response:**

The FRU callouts are calculated at the time of the failure. See the error log for the actual replacement strategy.

---

**BC303519****Explanation:**

NVDIMM error erasing data image.

---

**Response:**

The FRU callouts are calculated at the time of the failure. See the error log for the actual replacement strategy.

---

**BC30351A****Explanation:**

NVDIMM failed to restore data.

**Response:**

The FRU callouts are calculated at the time of the failure. See the error log for the actual replacement strategy.

---

**BC30351B****Explanation:**

NVDIMM not ready.

**Response:**

The FRU callouts are calculated at the time of the failure. See the error log for the actual replacement strategy.

---

**BC30351C****Explanation:**

Internal firmware error.

**Response:**

The FRU callouts are calculated at the time of the failure. See the error log for the actual replacement strategy.

---

**BC30351D****Explanation:**

NVDIMM not updated.

**Response:**

The FRU callouts are calculated at the time of the failure. See the error log for the actual replacement strategy.

---

**BC30351E****Explanation:**

NVDIMM not updated.

**Response:**

The FRU callouts are calculated at the time of the failure. See the error log for the actual replacement strategy.

---

**BC30351F****Explanation:**

NVDIMM not updated.

**Response:**

The FRU callouts are calculated at the time of the failure. See the error log for the actual replacement strategy.

---

**BC303520****Explanation:**

NVDIMM not updated.

**Response:**

The FRU callouts are calculated at the time of the failure. See the error log for the actual replacement strategy.

---

**BC303521****Explanation:**

NVDIMM not updated.

**Response:**

The FRU callouts are calculated at the time of the failure. See the error log for the actual replacement strategy.

---

**BC303522****Explanation:**

NVDIMM not updated.

**Response:**

The FRU callouts are calculated at the time of the failure. See the error log for the actual replacement strategy.

---

**BC303523****Explanation:**

NVDIMM not updated.

**Response:**

The FRU callouts are calculated at the time of the failure. See the error log for the actual replacement strategy.

---

**BC303524****Explanation:**

NVDIMM not updated.

**Response:**

The FRU callouts are calculated at the time of the failure. See the error log for the actual replacement strategy.

---

**BC303525****Explanation:**

NVDIMM not updated.

**Response:**

The FRU callouts are calculated at the time of the failure. See the error log for the actual replacement strategy.

---

**BC303526****Explanation:**

NVDIMM not updated.

**Response:**

The FRU callouts are calculated at the time of the failure. See the error log for the actual replacement strategy.

---

**BC303527**

**Explanation:**

NVDIMM not updated.

**Response:**

The FRU callouts are calculated at the time of the failure. See the error log for the actual replacement strategy.

---

**BC303528****Explanation:**

NVDIMM update started.

**Response:**

The FRU callouts are calculated at the time of the failure. See the error log for the actual replacement strategy.

---

**BC303529****Explanation:**

NVDIMM was successfully updated.

**Response:**

The FRU callouts are calculated at the time of the failure. See the error log for the actual replacement strategy.

---

**BC30352A****Explanation:**

NVDIMM error generating encryption keys.

**Response:**

The FRU callouts are calculated at the time of the failure. See the error log for the actual replacement strategy.

---

**BC30352B****Explanation:**

NVDIMM error erasing data image.

**Response:**

The FRU callouts are calculated at the time of the failure. See the error log for the actual replacement strategy.

---

**BC30352C****Explanation:**

NVDIMM error during Catastrophic Save.

**Response:**

The FRU callouts are calculated at the time of the failure. See the error log for the actual replacement strategy.

---

**BC30352D****Explanation:**

NVDIMM failed module health status check.

**Response:**

The FRU callouts are calculated at the time of the failure. See the error log for the actual replacement strategy.

---

**BC30352E****Explanation:**

NVDIMM failed module health status check.

**Response:**

The FRU callouts are calculated at the time of the failure. See the error log for the actual replacement strategy.

---

**BC30352F****Explanation:**

NVDIMM failed module health status check.

**Response:**

The FRU callouts are calculated at the time of the failure. See the error log for the actual replacement strategy.

---

**BC303538****Explanation:**

NVDIMM failed module health status check.

**Response:**

The FRU callouts are calculated at the time of the failure. See the error log for the actual replacement strategy.

---

**BC30353E****Explanation:**

NVDIMM failed to enable event notifications.

**Response:**

The FRU callouts are calculated at the time of the failure. See the error log for the actual replacement strategy.

---

**BC30353F****Explanation:**

NVDIMM register error.

**Response:**

The FRU callouts are calculated at the time of the failure. See the error log for the actual replacement strategy.

---

**BC303540****Explanation:**

NVDIMM encryption error.

**Response:**

The FRU callouts are calculated at the time of the failure. See the error log for the actual replacement strategy.

---

**BC303541****Explanation:**

NVDIMM register error.

**Response:**

The FRU callouts are calculated at the time of the failure. See the error log for the actual replacement strategy.

---

**BC303542****Explanation:**

NVDIMM register error.

**Response:**

The FRU callouts are calculated at the time of the failure. See the error log for the actual replacement strategy.

---

**BC303543****Explanation:**

NVDIMM encryption error.

**Response:**

The FRU callouts are calculated at the time of the failure. See the error log for the actual replacement strategy.

---

**BC303544****Explanation:**

NVDIMM encryption error.

**Response:**

The FRU callouts are calculated at the time of the failure. See the error log for the actual replacement strategy.

---

**BC303545****Explanation:**

NVDIMM encryption error.

**Response:**

The FRU callouts are calculated at the time of the failure. See the error log for the actual replacement strategy.

---

**BC303546****Explanation:**

NVDIMM encryption error.

**Response:**

The FRU callouts are calculated at the time of the failure. See the error log for the actual replacement strategy.

---

**BC303548****Explanation:**

NVDIMM encryption error.

**Response:**

The FRU callouts are calculated at the time of the failure. See the error log for the actual replacement strategy.

---

**BC303549****Explanation:**

NVDIMM ES health check failed.

**Response:**

The FRU callouts are calculated at the time of the failure. See the error log for the actual replacement strategy.

---

**BC30354A****Explanation:**

NVDIMM ES health check failed.

**Response:**

The FRU callouts are calculated at the time of the failure. See the error log for the actual replacement strategy.

---

**BC30354B****Explanation:**

NVDIMM ES health check failed.

**Response:**

The FRU callouts are calculated at the time of the failure. See the error log for the actual replacement strategy.

---

**BC30354C****Explanation:**

NVDIMM ES health check failed.

**Response:**

The FRU callouts are calculated at the time of the failure. See the error log for the actual replacement strategy.

---

**BC30354D****Explanation:**

NVDIMM NVM health check failed.

**Response:**

The FRU callouts are calculated at the time of the failure. See the error log for the actual replacement strategy.

---

**BC30354E****Explanation:**

NVDIMM logging error.

**Response:**

The FRU callouts are calculated at the time of the failure. See the error log for the actual replacement strategy.

---

**BC30354F****Explanation:**

NVDIMM logging error.

**Response:**

The FRU callouts are calculated at the time of the failure. See the error log for the actual replacement strategy.

---

**BC303550****Explanation:**

NVDIMM incorrect firmware slot.

**Response:**

The FRU callouts are calculated at the time of the failure. See the error log for the actual replacement strategy.

---

**BC303551**

**Explanation:**

NVDIMM error during nvdimm erase.

**Response:**

The FRU callouts are calculated at the time of the failure. See the error log for the actual replacement strategy.

---

**BC303552**

**Explanation:**

NVDIMM failed the arm precheck and is unable to arm.

**Response:**

The FRU callouts are calculated at the time of the failure. See the error log for the actual replacement strategy.

---

**BC303553**

**Explanation:**

NVDIMM failed to ARM.

**Response:**

The FRU callouts are calculated at the time of the failure. See the error log for the actual replacement strategy.

---

**BC303554**

**Explanation:**

NVDIMM requires an arm retry.

**Response:**

The FRU callouts are calculated at the time of the failure. See the error log for the actual replacement strategy.

---

**BC303555**

**Explanation:**

NVDIMM not updated.

**Response:**

The FRU callouts are calculated at the time of the failure. See the error log for the actual replacement strategy.

---

**BC303556**

**Explanation:**

NVDIMM not running latest firmware level.

**Response:**

The FRU callouts are calculated at the time of the failure. See the error log for the actual replacement strategy.

---

**BC303557**

**Explanation:**

NVDIMM erase error.

**Response:**

The FRU callouts are calculated at the time of the failure. See the error log for the actual replacement strategy.

---

**BC303558**

**Explanation:**

NVDIMM erase error.

**Response:**

The FRU callouts are calculated at the time of the failure. See the error log for the actual replacement strategy.

---

**BC303601**

**Explanation:**

A problem occurred during the IPL of the system: Invalid data length for a SCOM operation.

**Response:**

The FRU callouts are calculated at the time of the failure. See the error log for the actual replacement strategy.

---

**BC303602**

**Explanation:**

A problem occurred during the IPL of the system: Invalid target type for a SCOM operation.

**Response:**

The FRU callouts are calculated at the time of the failure. See the error log for the actual replacement strategy.

---

**BC303603**

**Explanation:**

A problem occurred during the IPL of the system: Invalid operation type for a SCOM operation.

**Response:**

The FRU callouts are calculated at the time of the failure. See the error log for the actual replacement strategy.

---

**BC303604**

**Explanation:**

A problem occurred during the IPL of the system: Invalid address for a SCOM operation.

**Response:**

The FRU callouts are calculated at the time of the failure. See the error log for the actual replacement strategy.

---

**BC303701**

**Explanation:**

Unexpected memory subsystem firmware error.

**Response:**

The FRU callouts are calculated at the time of the failure. See the error log for the actual replacement strategy.

---

**BC303702****Explanation:**

Unexpected memory subsystem firmware error.

**Response:**

The FRU callouts are calculated at the time of the failure. See the error log for the actual replacement strategy.

---

**BC303703****Explanation:**

Unexpected memory subsystem firmware error.

**Response:**

The FRU callouts are calculated at the time of the failure. See the error log for the actual replacement strategy.

---

**BC303704****Explanation:**

Unexpected memory subsystem firmware error.

**Response:**

The FRU callouts are calculated at the time of the failure. See the error log for the actual replacement strategy.

---

**BC303705****Explanation:**

Unexpected memory subsystem firmware error.

**Response:**

The FRU callouts are calculated at the time of the failure. See the error log for the actual replacement strategy.

---

**BC303706****Explanation:**

Unexpected memory subsystem firmware error.

**Response:**

The FRU callouts are calculated at the time of the failure. See the error log for the actual replacement strategy.

---

**BC303707****Explanation:**

Unexpected memory subsystem firmware error.

**Response:**

The FRU callouts are calculated at the time of the failure. See the error log for the actual replacement strategy.

---

**BC303708****Explanation:**

Unexpected memory subsystem firmware error.

**Response:**

The FRU callouts are calculated at the time of the failure. See the error log for the actual replacement strategy.

---

**BC303709****Explanation:**

Unexpected memory subsystem firmware error.

**Response:**

The FRU callouts are calculated at the time of the failure. See the error log for the actual replacement strategy.

---

**BC30370A****Explanation:**

Unexpected memory subsystem firmware error.

**Response:**

The FRU callouts are calculated at the time of the failure. See the error log for the actual replacement strategy.

---

**BC303901****Explanation:**

Error occurred during system boot.

**Response:**

The FRU callouts are calculated at the time of the failure. See the error log for the actual replacement strategy.

---

**BC303902****Explanation:**

Error occurred during system boot.

**Response:**

The FRU callouts are calculated at the time of the failure. See the error log for the actual replacement strategy.

---

**BC304101****Explanation:**

A problem occurred during the IPL of the system: Internal Firmware Error.

**Response:**

The FRU callouts are calculated at the time of the failure. See the error log for the actual replacement strategy.

---

**BC304102****Explanation:**

A problem occurred during the IPL of the system: Internal Firmware Error.

**Response:**

The FRU callouts are calculated at the time of the failure. See the error log for the actual replacement strategy.

---

**BC304103****Explanation:**

Unexpected IPL firmware data format error.

**Response:**

The FRU callouts are calculated at the time of the failure. See the error log for the actual replacement strategy.

---

**BC304104****Explanation:**

Unexpected IPL firmware data format error.

**Response:**

The FRU callouts are calculated at the time of the failure. See the error log for the actual replacement strategy.

---

**BC304105****Explanation:**

Unexpected IPL firmware data format error.

**Response:**

The FRU callouts are calculated at the time of the failure. See the error log for the actual replacement strategy.

---

**BC304106****Explanation:**

Unsupported device found during firmware IPL.

**Response:**

The FRU callouts are calculated at the time of the failure. See the error log for the actual replacement strategy.

---

**BC304107****Explanation:**

Unexpected boot firmware data format error.

**Response:**

The FRU callouts are calculated at the time of the failure. See the error log for the actual replacement strategy.

---

**BC304108****Explanation:**

Unexpected IPL firmware data format error.

**Response:**

The FRU callouts are calculated at the time of the failure. See the error log for the actual replacement strategy.

---

**BC304109****Explanation:**

Unexpected IPL firmware data format error.

**Response:**

The FRU callouts are calculated at the time of the failure. See the error log for the actual replacement strategy.

---

**BC30410A****Explanation:**

PCIE hotplug controller flash update failure.

**Response:**

The FRU callouts are calculated at the time of the failure. See the error log for the actual replacement strategy.

---

**BC30410B****Explanation:**

PCIE hotplug controller flash update failure.

**Response:**

The FRU callouts are calculated at the time of the failure. See the error log for the actual replacement strategy.

---

**BC30410C****Explanation:**

A problem occurred during the IPL of the system: Internal Firmware Error.

**Response:**

The FRU callouts are calculated at the time of the failure. See the error log for the actual replacement strategy.

---

**BC30410D****Explanation:**

Unexpected IPL firmware data format error.

**Response:**

The FRU callouts are calculated at the time of the failure. See the error log for the actual replacement strategy.

---

**BC30430C****Explanation:**

A problem occurred during IPL of the system.

**Response:**

The FRU callouts are calculated at the time of the failure. See the error log for the actual replacement strategy.

---

**BC30430D****Explanation:**

A problem occurred during IPL of the system.

**Response:**

The FRU callouts are calculated at the time of the failure. See the error log for the actual replacement strategy.

---

**BC30430E**



**Explanation:**

A problem occurred during IPL of the system.

**Response:**

The FRU callouts are calculated at the time of the failure. See the error log for the actual replacement strategy.

---

**BC30430F****Explanation:**

A problem occurred during IPL of the system.

**Response:**

The FRU callouts are calculated at the time of the failure. See the error log for the actual replacement strategy.

---

**BC3043FB****Explanation:**

Informational log associated with DIMM updates.

**Response:**

The FRU callouts are calculated at the time of the failure. See the error log for the actual replacement strategy.

---

**BC3043FC****Explanation:**

Informational log associated with DIMM updates.

**Response:**

The FRU callouts are calculated at the time of the failure. See the error log for the actual replacement strategy.

---

**BC3043FD****Explanation:**

Informational log associated with DIMM updates.

**Response:**

The FRU callouts are calculated at the time of the failure. See the error log for the actual replacement strategy.

---

**BC3043FE****Explanation:**

Informational log associated with DIMM updates.

**Response:**

The FRU callouts are calculated at the time of the failure. See the error log for the actual replacement strategy.

---

**BC304601****Explanation:**

A problem occurred during the IPL of the system.

**Response:**

The FRU callouts are calculated at the time of the failure. See the error log for the actual replacement strategy.

---

**BC304705****Explanation:**

A problem occurred during the IPL of the system.

**Response:**

The FRU callouts are calculated at the time of the failure. See the error log for the actual replacement strategy.

---

**BC304708****Explanation:**

A problem occurred during the IPL of the system.

**Response:**

The FRU callouts are calculated at the time of the failure. See the error log for the actual replacement strategy.

---

**BC309001****Explanation:**

Firmware encountered an internal error while retrieving target data.

**Response:**

The FRU callouts are calculated at the time of the failure. See the error log for the actual replacement strategy.

---

**BC309002****Explanation:**

Firmware encountered an internal error while retrieving target data.

**Response:**

The FRU callouts are calculated at the time of the failure. See the error log for the actual replacement strategy.

---

**BC309003****Explanation:**

Firmware encountered an internal error while retrieving attribute data.

**Response:**

The FRU callouts are calculated at the time of the failure. See the error log for the actual replacement strategy.

---

**BC309004****Explanation:**

Firmware encountered an internal error while retrieving attribute data.

**Response:**

The FRU callouts are calculated at the time of the failure. See the error log for the actual replacement strategy.

---

**BC309005****Explanation:**

Firmware encountered an internal error.

**Response:**

The FRU callouts are calculated at the time of the failure. See the error log for the actual replacement strategy.

---

**BC309006**

**Explanation:**

Firmware encountered an internal error while retrieving target data.

**Response:**

The FRU callouts are calculated at the time of the failure. See the error log for the actual replacement strategy.

---

**BC30900A**

**Explanation:**

Firmware encountered an internal error.

**Response:**

The FRU callouts are calculated at the time of the failure. See the error log for the actual replacement strategy.

---

**BC30900B**

**Explanation:**

Firmware encountered an internal error.

**Response:**

The FRU callouts are calculated at the time of the failure. See the error log for the actual replacement strategy.

---

**BC30900D**

**Explanation:**

Firmware encountered an internal error.

**Response:**

The FRU callouts are calculated at the time of the failure. See the error log for the actual replacement strategy.

---

**BC30900E**

**Explanation:**

Firmware encountered an internal error.

**Response:**

The FRU callouts are calculated at the time of the failure. See the error log for the actual replacement strategy.

---

**BC30900F**

**Explanation:**

Firmware encountered an internal error.

**Response:**

The FRU callouts are calculated at the time of the failure. See the error log for the actual replacement strategy.

---

**BC309010**

**Explanation:**

Firmware encountered an internal error.

**Response:**

The FRU callouts are calculated at the time of the failure. See the error log for the actual replacement strategy.

---

**BC309011**

**Explanation:**

During processor/memory subsystem initialization, an error was encountered: Failed trying to add another entry to a mainstore area address range array.

**Response:**

The FRU callouts are calculated at the time of the failure. See the error log for the actual replacement strategy.

---

**BC309012**

**Explanation:**

During processor/memory subsystem initialization, an error was encountered: Attempted to add a RAM FRU for an invalid mainstore area.

**Response:**

The FRU callouts are calculated at the time of the failure. See the error log for the actual replacement strategy.

---

**BC309014**

**Explanation:**

Firmware encountered an internal error while retrieving target handle.

**Response:**

The FRU callouts are calculated at the time of the failure. See the error log for the actual replacement strategy.

---

**BC309015**

**Explanation:**

Firmware encountered an internal error.

**Response:**

The FRU callouts are calculated at the time of the failure. See the error log for the actual replacement strategy.

---

**BC309016**

**Explanation:**

Firmware encountered an internal error.

**Response:**

The FRU callouts are calculated at the time of the failure. See the error log for the actual replacement strategy.

---

**BC309017**

**Explanation:**

Firmware encountered an internal error.

**Response:**

The FRU callouts are calculated at the time of the failure. See the error log for the actual replacement strategy.

---

**BC309018****Explanation:**

Firmware encountered an internal error.

**Response:**

The FRU callouts are calculated at the time of the failure. See the error log for the actual replacement strategy.

---

**BC309019****Explanation:**

Firmware encountered an internal error.

**Response:**

The FRU callouts are calculated at the time of the failure. See the error log for the actual replacement strategy.

---

**BC30901A****Explanation:**

Firmware encountered an internal error.

**Response:**

The FRU callouts are calculated at the time of the failure. See the error log for the actual replacement strategy.

---

**BC30901B****Explanation:**

Firmware encountered an internal error.

**Response:**

The FRU callouts are calculated at the time of the failure. See the error log for the actual replacement strategy.

---

**BC30901C****Explanation:**

Firmware encountered an internal error.

**Response:**

The FRU callouts are calculated at the time of the failure. See the error log for the actual replacement strategy.

---

**BC30901E****Explanation:**

Firmware encountered an internal error while getting obus brick ID.

**Response:**

The FRU callouts are calculated at the time of the failure. See the error log for the actual replacement strategy.

---

**BC30901F****Explanation:**

Firmware encountered an internal error while getting obus frequency bucket.

**Response:**

The FRU callouts are calculated at the time of the failure. See the error log for the actual replacement strategy.

---

**BC309020****Explanation:**

Firmware encountered an internal error while finding proc model and ec.

**Response:**

The FRU callouts are calculated at the time of the failure. See the error log for the actual replacement strategy.

---

**BC309021****Explanation:**

Firmware encountered an internal error while retrieving obus pll frequency values.

**Response:**

The FRU callouts are calculated at the time of the failure. See the error log for the actual replacement strategy.

---

**BC30E504****Explanation:**

During processor/memory subsystem initialization, an error was encountered: CEC hardware failure detected.

**Response:**

The FRU callouts are calculated at the time of the failure. See the error log for the actual replacement strategy.

---

**BC30E540****Explanation:**

During processor/memory subsystem initialization, an error was encountered: CEC hardware failure detected. Cause is most likely hardware, but there are other callouts including Software or Next Level Support.

**Response:**

The FRU callouts are calculated at the time of the failure. See the error log for the actual replacement strategy.

---

**BC30E550****Explanation:**

During processor/memory subsystem initialization, an error was encountered: CEC hardware failure detected.

Cause is most likely Software, but there are also Hardware callouts.

**Response:**

The FRU callouts are calculated at the time of the failure. See the error log for the actual replacement strategy.

---

**BC30E560**

**Explanation:**

During processor/memory subsystem initialization, an error was encountered: CEC hardware failure detected. Cause is most likely Software.

**Response:**

The FRU callouts are calculated at the time of the failure. See the error log for the actual replacement strategy.

---

**BC30E570**

**Explanation:**

During processor/memory subsystem initialization, an error was encountered: An errorlog containing extra FFDC collected by the HWP.

**Response:**

The FRU callouts are calculated at the time of the failure. See the error log for the actual replacement strategy.

---

**BC30E580**

**Explanation:**

Chip diagnosis did not find any chip with an attention.

**Response:**

The FRU callouts are calculated at the time of the failure. See the error log for the actual replacement strategy.

---

**BC30E582**

**Explanation:**

During processor/memory subsystem initialization, an error was encountered: Invalid configuration in CS FIR Data handling.

**Response:**

The FRU callouts are calculated at the time of the failure. See the error log for the actual replacement strategy.

---

**BC30E583**

**Explanation:**

During processor/memory subsystem initialization, an error was encountered: NULL system target.

**Response:**

The FRU callouts are calculated at the time of the failure. See the error log for the actual replacement strategy.

---

**BC380202**

**Explanation:**

During processor/memory subsystem initialization, an error was encountered: A device driver operation was attempted for which no driver has been registered.

**Response:**

The FRU callouts are calculated at the time of the failure. See the error log for the actual replacement strategy.

---

**BC380203**

**Explanation:**

During processor/memory subsystem initialization, an error was encountered: A device driver operation on a NULL target.

**Response:**

The FRU callouts are calculated at the time of the failure. See the error log for the actual replacement strategy.

---

**BC380204**

**Explanation:**

During processor/memory subsystem initialization, an error was encountered: A double registration was attempted with the routing framework.

**Response:**

The FRU callouts are calculated at the time of the failure. See the error log for the actual replacement strategy.

---

**BC380301**

**Explanation:**

During processor/memory subsystem initialization, an error was encountered: The provided address is over 32 bits long which makes it invalid.

**Response:**

The FRU callouts are calculated at the time of the failure. See the error log for the actual replacement strategy.

---

**BC380305**

**Explanation:**

During processor/memory subsystem initialization, an error was encountered: Indirect SCOM Read error.

**Response:**

The FRU callouts are calculated at the time of the failure. See the error log for the actual replacement strategy.

---

**BC380306**

**Explanation:**

During processor/memory subsystem initialization, an error was encountered: Indirect SCOM complete bit did not come on.

**Response:**

The FRU callouts are calculated at the time of the failure. See the error log for the actual replacement strategy.

---

**BC380307****Explanation:**

During processor/memory subsystem initialization, an error was encountered: Indirect SCOM Write failed for this address.

**Response:**

The FRU callouts are calculated at the time of the failure. See the error log for the actual replacement strategy.

---

**BC380308****Explanation:**

During processor/memory subsystem initialization, an error was encountered: Indirect SCOM complete bit did not come on.

**Response:**

The FRU callouts are calculated at the time of the failure. See the error log for the actual replacement strategy.

---

**BC380309****Explanation:**

During processor/memory subsystem initialization, an error was encountered: Scom Translate not supported for this type.

**Response:**

The FRU callouts are calculated at the time of the failure. See the error log for the actual replacement strategy.

---

**BC38030A****Explanation:**

During processor/memory subsystem initialization, an error was encountered: Scom Translation did not modify the address.

**Response:**

The FRU callouts are calculated at the time of the failure. See the error log for the actual replacement strategy.

---

**BC38030C****Explanation:**

Firmware error during system IPL.

**Response:**

The FRU callouts are calculated at the time of the failure. See the error log for the actual replacement strategy.

---

**BC38030D****Explanation:**

Firmware error during system IPL.

**Response:**

The FRU callouts are calculated at the time of the failure. See the error log for the actual replacement strategy.

---

**BC38030E****Explanation:**

A problem occurred during the IPL of the system.

**Response:**

The FRU callouts are calculated at the time of the failure. See the error log for the actual replacement strategy.

---

**BC38030F****Explanation:**

During processor/memory subsystem initialization, an error was encountered: Bits 0:11 in user supplied data is not zero.

**Response:**

The FRU callouts are calculated at the time of the failure. See the error log for the actual replacement strategy.

---

**BC380310****Explanation:**

During processor/memory subsystem initialization, an error was encountered: No read op on form 1 indirect scom.

**Response:**

The FRU callouts are calculated at the time of the failure. See the error log for the actual replacement strategy.

---

**BC380311****Explanation:**

During processor/memory subsystem initialization, an error was encountered: Hypervisor wakeup failed.

**Response:**

The FRU callouts are calculated at the time of the failure. See the error log for the actual replacement strategy.

---

**BC380312****Explanation:**

During processor/memory subsystem initialization, an error was encountered: SCOM runtime interface not linked.

**Response:**

The FRU callouts are calculated at the time of the failure. See the error log for the actual replacement strategy.

---

**BC380313****Explanation:**

During processor/memory subsystem initialization, an error was encountered: Disabling special wakeup when not enabled.

**Response:**

The FRU callouts are calculated at the time of the failure. See the error log for the actual replacement strategy.

---

**BC380314**

**Explanation:**

During processor/memory subsystem initialization, an error was encountered: Scm Translate not supported for this type.

**Response:**

The FRU callouts are calculated at the time of the failure. See the error log for the actual replacement strategy.

---

**BC380315**

**Explanation:**

During processor/memory subsystem initialization, an error was encountered: Error from Hypervisor attempting SCOM.

**Response:**

The FRU callouts are calculated at the time of the failure. See the error log for the actual replacement strategy.

---

**BC380316**

**Explanation:**

During processor/memory subsystem initialization, an error was encountered: Buffer size is less than allowed or NULL data buffer.

**Response:**

The FRU callouts are calculated at the time of the failure. See the error log for the actual replacement strategy.

---

**BC380317**

**Explanation:**

During processor/memory subsystem initialization, an error was encountered: Scm invalid operation type.

**Response:**

The FRU callouts are calculated at the time of the failure. See the error log for the actual replacement strategy.

---

**BC380318**

**Explanation:**

Secure Boot failure.

**Response:**

The FRU callouts are calculated at the time of the failure. See the error log for the actual replacement strategy.

---

**BC380319**

**Explanation:**

Secure Boot failure.

**Response:**

The FRU callouts are calculated at the time of the failure. See the error log for the actual replacement strategy.

---

**BC38031A**

**Explanation:**

Secure Boot failure.

**Response:**

The FRU callouts are calculated at the time of the failure. See the error log for the actual replacement strategy.

---

**BC38031B**

**Explanation:**

Secure Boot failure.

**Response:**

The FRU callouts are calculated at the time of the failure. See the error log for the actual replacement strategy.

---

**BC38031C**

**Explanation:**

Secure Boot failure.

**Response:**

The FRU callouts are calculated at the time of the failure. See the error log for the actual replacement strategy.

---

**BC38031D**

**Explanation:**

During processor/memory subsystem initialization, an error was encountered: Invalid mode parm for wakeup operation.

**Response:**

The FRU callouts are calculated at the time of the failure. See the error log for the actual replacement strategy.

---

**BC38031E**

**Explanation:**

During processor/memory subsystem initialization, an error was encountered: Unexpectedly forcing wakeup off when the counter is non-zero, implies a bug in the code flow.

**Response:**

The FRU callouts are calculated at the time of the failure. See the error log for the actual replacement strategy.

---

**BC38031F**

**Explanation:**

During processor/memory subsystem initialization, an error was encountered: Unsupported multicast op.

**Response:**

The FRU callouts are calculated at the time of the failure. See the error log for the actual replacement strategy.

---

**BC380401****Explanation:**

During processor/memory subsystem initialization, an error was encountered: XSCOM access error.

**Response:**

The FRU callouts are calculated at the time of the failure. See the error log for the actual replacement strategy.

---

**BC380402****Explanation:**

During processor/memory subsystem initialization, an error was encountered: XSCOM buffer size less than 8 bytes or NULL data buff.

**Response:**

The FRU callouts are calculated at the time of the failure. See the error log for the actual replacement strategy.

---

**BC380403****Explanation:**

During processor/memory subsystem initialization, an error was encountered: XSCOM invalid operation type.

**Response:**

The FRU callouts are calculated at the time of the failure. See the error log for the actual replacement strategy.

---

**BC380405****Explanation:**

A problem occurred during the IPL of the system.

**Response:**

The FRU callouts are calculated at the time of the failure. See the error log for the actual replacement strategy.

---

**BC380406****Explanation:**

During processor/memory subsystem initialization, an error was encountered: XSCOM access error.

**Response:**

The FRU callouts are calculated at the time of the failure. See the error log for the actual replacement strategy.

---

**BC380407****Explanation:**

During processor/memory subsystem initialization, an error was encountered: XSCOM runtime interface not linked.

**Response:**

The FRU callouts are calculated at the time of the failure. See the error log for the actual replacement strategy.

---

**BC380501****Explanation:**

During processor/memory subsystem initialization, an error was encountered: Initialization Service failed to start a task.

**Response:**

The FRU callouts are calculated at the time of the failure. See the error log for the actual replacement strategy.

---

**BC380502****Explanation:**

During processor/memory subsystem initialization, an error was encountered: Initialization Service attempted to start a function within a module but the function failed to launch.

**Response:**

The FRU callouts are calculated at the time of the failure. See the error log for the actual replacement strategy.

---

**BC380503****Explanation:**

During processor/memory subsystem initialization, an error was encountered: One or more CxxTest Unit Tests failed.

**Response:**

The FRU callouts are calculated at the time of the failure. See the error log for the actual replacement strategy.

---

**BC380504****Explanation:**

During processor/memory subsystem initialization, an error was encountered: Could not FLUSH virtual memory.

**Response:**

The FRU callouts are calculated at the time of the failure. See the error log for the actual replacement strategy.

---

**BC380505****Explanation:**

During processor/memory subsystem initialization, an error was encountered: Initialization Service launched a task and the task returned an error.

**Response:**

The FRU callouts are calculated at the time of the failure. See the error log for the actual replacement strategy.

---

**BC380506****Explanation:**

During processor/memory subsystem initialization, an error was encountered: Initialization Service launched a function and the task returned an error.

**Response:**

The FRU callouts are calculated at the time of the failure. See the error log for the actual replacement strategy.

---

**BC380507****Explanation:**

During processor/memory subsystem initialization, an error was encountered: Initialization Service failed to load a module needed to load a function or task. UserDetails will contain the name of the function or task.

**Response:**

The FRU callouts are calculated at the time of the failure. See the error log for the actual replacement strategy.

---

**BC380508****Explanation:**

During processor/memory subsystem initialization, an error was encountered: Request to send Istep Complete msg to Fsp, but no outstanding message from service processor found.

**Response:**

The FRU callouts are calculated at the time of the failure. See the error log for the actual replacement strategy.

---

**BC380509****Explanation:**

During processor/memory subsystem initialization, an error was encountered: IStep failed and HW deconfigured. Looped back to an earlier istep (Reconfigure loop).

**Response:**

The FRU callouts are calculated at the time of the failure. See the error log for the actual replacement strategy.

---

**BC38050A****Explanation:**

A hardware error occurred during the IPL. See previous logs for details.

**Response:**

The FRU callouts are calculated at the time of the failure. See the error log for the actual replacement strategy.

---

**BC38050B****Explanation:**

During processor/memory subsystem initialization, an error was encountered: Received shutdown request from service processor.

**Response:**

The FRU callouts are calculated at the time of the failure. See the error log for the actual replacement strategy.

---

**BC38050C****Explanation:**

A problem occurred during the IPL of the system.

**Response:**

The FRU callouts are calculated at the time of the failure. See the error log for the actual replacement strategy.

---

**BC38050D****Explanation:**

During processor/memory subsystem initialization, an error was encountered: Istep messaged received by non-master node.

**Response:**

The FRU callouts are calculated at the time of the failure. See the error log for the actual replacement strategy.

---

**BC38050F****Explanation:**

A reconfigure loop is being induced for testing purposes.

**Response:**

The FRU callouts are calculated at the time of the failure. See the error log for the actual replacement strategy.

---

**BC380510****Explanation:**

During processor/memory subsystem initialization, an error was encountered: Received shutdown request due to deconfigure outside of reconfig loop.

**Response:**

The FRU callouts are calculated at the time of the failure. See the error log for the actual replacement strategy.

---

**BC380511****Explanation:**

An internal firmware error occurred.

**Response:**



The FRU callouts are calculated at the time of the failure. See the error log for the actual replacement strategy.

---

**BC380512****Explanation:**

Node is no longer accepting istep requests.

**Response:**

The FRU callouts are calculated at the time of the failure. See the error log for the actual replacement strategy.

---

**BC380516****Explanation:**

Firmware error during boot.

**Response:**

The FRU callouts are calculated at the time of the failure. See the error log for the actual replacement strategy.

---

**BC380601****Explanation:**

A problem occurred while accessing the boot flash.

**Response:**

The FRU callouts are calculated at the time of the failure. See the error log for the actual replacement strategy.

---

**BC380602****Explanation:**

A problem occurred while accessing the boot flash.

**Response:**

The FRU callouts are calculated at the time of the failure. See the error log for the actual replacement strategy.

---

**BC380603****Explanation:**

During processor/memory subsystem initialization, an error was encountered: invalid section passed to flush.

**Response:**

The FRU callouts are calculated at the time of the failure. See the error log for the actual replacement strategy.

---

**BC380604****Explanation:**

A problem occurred while initializing secure PNOR.

**Response:**

The FRU callouts are calculated at the time of the failure. See the error log for the actual replacement strategy.

---

**BC380605****Explanation:**

Processor NOR flash: A problem occurred while accessing the boot flash.

**Response:**

The FRU callouts are calculated at the time of the failure. See the error log for the actual replacement strategy.

---

**BC380606****Explanation:**

A problem occurred while accessing the boot flash.

**Response:**

The FRU callouts are calculated at the time of the failure. See the error log for the actual replacement strategy.

---

**BC380607****Explanation:**

During processor/memory subsystem initialization, an error was encountered: Unsupported Reset Level requested.

**Response:**

The FRU callouts are calculated at the time of the failure. See the error log for the actual replacement strategy.

---

**BC380608****Explanation:**

LPC bus error communicating with the BMC.

**Response:**

The FRU callouts are calculated at the time of the failure. See the error log for the actual replacement strategy.

---

**BC380609****Explanation:**

A problem occurred while accessing the boot flash.

**Response:**

The FRU callouts are calculated at the time of the failure. See the error log for the actual replacement strategy.

---

**BC38060B****Explanation:**

Hardware error accessing flash during IPL.

**Response:**

The FRU callouts are calculated at the time of the failure. See the error log for the actual replacement strategy.

---

**BC38060C****Explanation:**

Fail verifying Flash File System (FFS) Header on Master Candidate Processor NOR flash Table of Contents

**Response:**

The FRU callouts are calculated at the time of the failure. See the error log for the actual replacement strategy.

---

**BC380610****Explanation:**

A problem occurred while accessing the boot flash.

**Response:**

The FRU callouts are calculated at the time of the failure. See the error log for the actual replacement strategy.

---

**BC380614****Explanation:**

Firmware error accessing flash during IPL.

**Response:**

The FRU callouts are calculated at the time of the failure. See the error log for the actual replacement strategy.

---

**BC380615****Explanation:**

BMC not responding while accessing the flash.

**Response:**

The FRU callouts are calculated at the time of the failure. See the error log for the actual replacement strategy.

---

**BC380616****Explanation:**

Error accessing system firmware flash.

**Response:**

The FRU callouts are calculated at the time of the failure. See the error log for the actual replacement strategy.

---

**BC380617****Explanation:**

Error accessing system firmware flash.

**Response:**

The FRU callouts are calculated at the time of the failure. See the error log for the actual replacement strategy.

---

**BC380619****Explanation:**

A problem occurred while reading Processor NOR flash partition table.

**Response:**

The FRU callouts are calculated at the time of the failure. See the error log for the actual replacement strategy.

---

**BC38061B****Explanation:**

During processor/memory subsystem initialization, an error was encountered: invalid section passed to getSectionInfo or section prohibited by secureboot.

**Response:**

The FRU callouts are calculated at the time of the failure. See the error log for the actual replacement strategy.

---

**BC38061C****Explanation:**

During processor/memory subsystem initialization, an error was encountered: UNCORRECTABLE ECC.

**Response:**

The FRU callouts are calculated at the time of the failure. See the error log for the actual replacement strategy.

---

**BC38061D****Explanation:**

During processor/memory subsystem initialization, an error was encountered: section size is zero.

**Response:**

The FRU callouts are calculated at the time of the failure. See the error log for the actual replacement strategy.

---

**BC38061E****Explanation:**

Failed to remove pages.

**Response:**

The FRU callouts are calculated at the time of the failure. See the error log for the actual replacement strategy.

---

**BC38061F****Explanation:**

Error accessing system firmware flash.

**Response:**

The FRU callouts are calculated at the time of the failure. See the error log for the actual replacement strategy.

---

**BC380620****Explanation:**

Error accessing system firmware flash.

**Response:**

The FRU callouts are calculated at the time of the failure. See the error log for the actual replacement strategy.

---

**BC380621****Explanation:**

During processor/memory subsystem initialization, an error was encountered: Non ECC protected section is passed to fixECC.

**Response:**

The FRU callouts are calculated at the time of the failure. See the error log for the actual replacement strategy.

---

**BC380622****Explanation:**

A problem occurred while reading Processor NOR flash partition table.

**Response:**

The FRU callouts are calculated at the time of the failure. See the error log for the actual replacement strategy.

---

**BC380623****Explanation:**

A problem occurred while reading Processor NOR flash partition table.

**Response:**

The FRU callouts are calculated at the time of the failure. See the error log for the actual replacement strategy.

---

**BC380627****Explanation:**

A problem occurred while accessing the boot flash.

**Response:**

The FRU callouts are calculated at the time of the failure. See the error log for the actual replacement strategy.

---

**BC380629****Explanation:**

No valid Table of Contents (TOC) found for Processor NOR flash.

**Response:**

The FRU callouts are calculated at the time of the failure. See the error log for the actual replacement strategy.

---

**BC38062A****Explanation:**

Error accessing system firmware flash.

**Response:**

The FRU callouts are calculated at the time of the failure. See the error log for the actual replacement strategy.

---

**BC38062B****Explanation:**

A problem occurred while reading Processor NOR flash partition table.

**Response:**

The FRU callouts are calculated at the time of the failure. See the error log for the actual replacement strategy.

---

**BC38062C****Explanation:**

A problem occurred while reading Processor NOR flash partition table.

**Response:**

The FRU callouts are calculated at the time of the failure. See the error log for the actual replacement strategy.

---

**BC38062D****Explanation:**

A problem occurred while reading Processor NOR flash partition table.

**Response:**

The FRU callouts are calculated at the time of the failure. See the error log for the actual replacement strategy.

---

**BC38062F****Explanation:**

Firmware level mismatch.

**Response:**

The FRU callouts are calculated at the time of the failure. See the error log for the actual replacement strategy.

---

**BC380630****Explanation:**

Secureboot key transition failure.

**Response:**

The FRU callouts are calculated at the time of the failure. See the error log for the actual replacement strategy.

---

**BC380631****Explanation:**

Firmware Error.

**Response:**

The FRU callouts are calculated at the time of the failure. See the error log for the actual replacement strategy.

---

**BC380632****Explanation:**

BMC not responding while accessing the flash.

**Response:**

The FRU callouts are calculated at the time of the failure. See the error log for the actual replacement strategy.

---

**BC380633**

**Explanation:**

BMC not responding while accessing the flash.

**Response:**

The FRU callouts are calculated at the time of the failure. See the error log for the actual replacement strategy.

---

**BC380634****Explanation:**

Security failure: unable to securely load requested firmware.

**Response:**

The FRU callouts are calculated at the time of the failure. See the error log for the actual replacement strategy.

---

**BC380635****Explanation:**

A problem occurred within the security subsystem.

**Response:**

The FRU callouts are calculated at the time of the failure. See the error log for the actual replacement strategy.

---

**BC380636****Explanation:**

A problem occurred within the security subsystem.

**Response:**

The FRU callouts are calculated at the time of the failure. See the error log for the actual replacement strategy.

---

**BC380637****Explanation:**

A problem occurred within the security subsystem.

**Response:**

The FRU callouts are calculated at the time of the failure. See the error log for the actual replacement strategy.

---

**BC380638****Explanation:**

Failure in security subsystem.

**Response:**

The FRU callouts are calculated at the time of the failure. See the error log for the actual replacement strategy.

---

**BC380639****Explanation:**

Platform Security Error.

**Response:**

The FRU callouts are calculated at the time of the failure. See the error log for the actual replacement strategy.

---

**BC38063A****Explanation:**

Failure in security subsystem.

**Response:**

The FRU callouts are calculated at the time of the failure. See the error log for the actual replacement strategy.

---

**BC38063B****Explanation:**

Failure in security subsystem.

**Response:**

The FRU callouts are calculated at the time of the failure. See the error log for the actual replacement strategy.

---

**BC38063C****Explanation:**

Failure in security subsystem.

**Response:**

The FRU callouts are calculated at the time of the failure. See the error log for the actual replacement strategy.

---

**BC38063D****Explanation:**

A problem occurred while reading Processor NOR flash partition table.

**Response:**

The FRU callouts are calculated at the time of the failure. See the error log for the actual replacement strategy.

---

**BC380702****Explanation:**

A problem occurred during the IPL of the system.

**Response:**

The FRU callouts are calculated at the time of the failure. See the error log for the actual replacement strategy.

---

**BC380703****Explanation:**

During processor/memory subsystem initialization, an error was encountered: Timed out waiting for data in FIFO to read.

**Response:**

The FRU callouts are calculated at the time of the failure. See the error log for the actual replacement strategy.

---

**BC380705****Explanation:**

During processor/memory subsystem initialization, an error was encountered: Timed out waiting for command complete.

**Response:**

The FRU callouts are calculated at the time of the failure. See the error log for the actual replacement strategy.

---

**BC380706****Explanation:**

A problem occurred during the IPL of the system: An error was found in the I2C status register.

**Response:**

The FRU callouts are calculated at the time of the failure. See the error log for the actual replacement strategy.

---

**BC380707****Explanation:**

During processor/memory subsystem initialization, an error was encountered: Master Sentinel chip was used as a target for an I2C operation. This is not permitted.

**Response:**

The FRU callouts are calculated at the time of the failure. See the error log for the actual replacement strategy.

---

**BC38070A****Explanation:**

A problem occurred during the IPL of the system.

**Response:**

The FRU callouts are calculated at the time of the failure. See the error log for the actual replacement strategy.

---

**BC38070B****Explanation:**

A problem occurred during the IPL of the system: A NACK error was found in the I2C Status register.

**Response:**

The FRU callouts are calculated at the time of the failure. See the error log for the actual replacement strategy.

---

**BC38070C****Explanation:**

A problem occurred during the IPL of the system: A Bus Arbitration Lost error was found in the I2C status register.

**Response:**

The FRU callouts are calculated at the time of the failure. See the error log for the actual replacement strategy.

---

**BC38070D****Explanation:**

During processor/memory subsystem initialization, an error was encountered: I2C read/write interface not linked.

**Response:**

The FRU callouts are calculated at the time of the failure. See the error log for the actual replacement strategy.

---

**BC38070E****Explanation:**

During processor/memory subsystem initialization, an error was encountered: I2C access error.

**Response:**

The FRU callouts are calculated at the time of the failure. See the error log for the actual replacement strategy.

---

**BC38070F****Explanation:**

During processor/memory subsystem initialization, an error was encountered: I2C offset length is invalid.

**Response:**

The FRU callouts are calculated at the time of the failure. See the error log for the actual replacement strategy.

---

**BC380710****Explanation:**

During processor/memory subsystem initialization, an error was encountered: There was an error retrieving the EEPROM page mutex for this i2c master engine.

**Response:**

The FRU callouts are calculated at the time of the failure. See the error log for the actual replacement strategy.

---

**BC380711****Explanation:**

During processor/memory subsystem initialization, an error was encountered: There was a request for an invalid EEPROM page.

**Response:**

The FRU callouts are calculated at the time of the failure. See the error log for the actual replacement strategy.

---

**BC380712****Explanation:**

During processor/memory subsystem initialization, an error was encountered: I2C master encountered an error while trying to unlock the eepromPage.

**Response:**

The FRU callouts are calculated at the time of the failure. See the error log for the actual replacement strategy.

---

**BC380713**

**Explanation:**

A problem occurred during the IPL of the system.

**Response:**

The FRU callouts are calculated at the time of the failure. See the error log for the actual replacement strategy.

---

**BC380714**

**Explanation:**

Unexpected boot firmware error.

**Response:**

The FRU callouts are calculated at the time of the failure. See the error log for the actual replacement strategy.

---

**BC380715**

**Explanation:**

Unexpected boot firmware error.

**Response:**

The FRU callouts are calculated at the time of the failure. See the error log for the actual replacement strategy.

---

**BC380716**

**Explanation:**

Firmware error during boot.

**Response:**

The FRU callouts are calculated at the time of the failure. See the error log for the actual replacement strategy.

---

**BC380717**

**Explanation:**

Firmware error during boot.

**Response:**

The FRU callouts are calculated at the time of the failure. See the error log for the actual replacement strategy.

---

**BC380718**

**Explanation:**

Unexpected firmware error.

**Response:**

The FRU callouts are calculated at the time of the failure. See the error log for the actual replacement strategy.

---

**BC380719**

**Explanation:**

Unexpected firmware error.

**Response:**

The FRU callouts are calculated at the time of the failure. See the error log for the actual replacement strategy.

---

**BC38071A**

**Explanation:**

Unexpected firmware error.

**Response:**

The FRU callouts are calculated at the time of the failure. See the error log for the actual replacement strategy.

---

**BC38071B**

**Explanation:**

Unexpected firmware error.

**Response:**

The FRU callouts are calculated at the time of the failure. See the error log for the actual replacement strategy.

---

**BC38071C**

**Explanation:**

Unexpected firmware error.

**Response:**

The FRU callouts are calculated at the time of the failure. See the error log for the actual replacement strategy.

---

**BC38071D**

**Explanation:**

Unexpected firmware error.

**Response:**

The FRU callouts are calculated at the time of the failure. See the error log for the actual replacement strategy.

---

**BC380801**

**Explanation:**

During processor/memory subsystem initialization, an error was encountered: Could not load/unload module.

**Response:**

The FRU callouts are calculated at the time of the failure. See the error log for the actual replacement strategy.

---

**BC380803**

**Explanation:**

During processor/memory subsystem initialization, an error was encountered: Could not allocate virtual memory.

**Response:**

The FRU callouts are calculated at the time of the failure. See the error log for the actual replacement strategy.

---

**BC380804**

**Explanation:**

During processor/memory subsystem initialization, an error was encountered: Could not set permissions on virtual memory.

**Response:**

The FRU callouts are calculated at the time of the failure. See the error log for the actual replacement strategy.

---

**BC380805**

**Explanation:**

During processor/memory subsystem initialization, an error was encountered: Module does not exist.

**Response:**

The FRU callouts are calculated at the time of the failure. See the error log for the actual replacement strategy.

---

**BC380806**

**Explanation:**

During processor/memory subsystem initialization, an error was encountered: Module is not a data module.

**Response:**

The FRU callouts are calculated at the time of the failure. See the error log for the actual replacement strategy.

---

**BC380807**

**Explanation:**

A problem was detected during the IPL of they system: Task crashed.

**Response:**

The FRU callouts are calculated at the time of the failure. See the error log for the actual replacement strategy.

---

**BC380808**

**Explanation:**

Corrupted flash image or firmware error during system boot.

**Response:**

The FRU callouts are calculated at the time of the failure. See the error log for the actual replacement strategy.

---

**BC380901**

**Explanation:**

A problem was detected during the IPL of the system: A hardware initialization procedure requested an invalid attribute.

**Response:**

The FRU callouts are calculated at the time of the failure. See the error log for the actual replacement strategy.

---

**BC380902**

**Explanation:**

During processor/memory subsystem initialization, an error was encountered: Request for EC features on an attribute without EC features.

**Response:**

The FRU callouts are calculated at the time of the failure. See the error log for the actual replacement strategy.

---

**BC380907**

**Explanation:**

Internal firmware error.

**Response:**

The FRU callouts are calculated at the time of the failure. See the error log for the actual replacement strategy.

---

**BC380908**

**Explanation:**

Firmware Error.

**Response:**

The FRU callouts are calculated at the time of the failure. See the error log for the actual replacement strategy.

---

**BC380909**

**Explanation:**

Firmware Error.

**Response:**

The FRU callouts are calculated at the time of the failure. See the error log for the actual replacement strategy.

---

**BC38090A**

**Explanation:**

Firmware Error.

**Response:**

The FRU callouts are calculated at the time of the failure. See the error log for the actual replacement strategy.

---

**BC38090D**

**Explanation:**

Firmware error during IPL.

**Response:**

The FRU callouts are calculated at the time of the failure. See the error log for the actual replacement strategy.

---

**BC38090E****Explanation:**

Firmware error during IPL.

**Response:**

The FRU callouts are calculated at the time of the failure. See the error log for the actual replacement strategy.

---

**BC38090F****Explanation:**

Error initializing processor/memory subsystem during boot. See FRU list for repair actions.

**Response:**

The FRU callouts are calculated at the time of the failure. See the error log for the actual replacement strategy.

---

**BC380910****Explanation:**

Firmware error during IPL.

**Response:**

The FRU callouts are calculated at the time of the failure. See the error log for the actual replacement strategy.

---

**BC380911****Explanation:**

Firmware error during IPL.

**Response:**

The FRU callouts are calculated at the time of the failure. See the error log for the actual replacement strategy.

---

**BC380924****Explanation:**

Error unmapping memory section.

**Response:**

The FRU callouts are calculated at the time of the failure. See the error log for the actual replacement strategy.

---

**BC380925****Explanation:**

During processor/memory subsystem initialization, an error was encountered: The hwsv returned a message where the extra data was null. This should not happen so need to tell HostBoot to stop the ipl.

**Response:**

The FRU callouts are calculated at the time of the failure. See the error log for the actual replacement strategy.

---

**BC380926****Explanation:**

During processor/memory subsystem initialization, an error was encountered: The hwsv found an error while processing the message so it sent an error message back to indicate to HostBoot to stop the IPL. Userdata1 will have the error PLID from hwsv's errorlog.

**Response:**

The FRU callouts are calculated at the time of the failure. See the error log for the actual replacement strategy.

---

**BC380927****Explanation:**

During processor/memory subsystem initialization, an error was encountered: The hwsv returned a message where there was an error when the powr function was called. userdata1 contains the errorlog plid from hwsv generated by the powr function.

**Response:**

The FRU callouts are calculated at the time of the failure. See the error log for the actual replacement strategy.

---

**BC380928****Explanation:**

During processor/memory subsystem initialization, an error was encountered: HB got an incorrect type message. HB did not provide the correct message type in the istep. Userdata1 shows the message type passed in.

**Response:**

The FRU callouts are calculated at the time of the failure. See the error log for the actual replacement strategy.

---

**BC38092A****Explanation:**

During processor/memory subsystem initialization, an error was encountered: messages from other nodes have not returned in time.

**Response:**

The FRU callouts are calculated at the time of the failure. See the error log for the actual replacement strategy.

---

**BC38092B****Explanation:**

During processor/memory subsystem initialization, an error was encountered: host coalesce host timer thread failed.



**Response:**

The FRU callouts are calculated at the time of the failure. See the error log for the actual replacement strategy.

---

**BC380930****Explanation:**

Read/write requested while in DISABLE\_DRAM\_REPAIRS mode found extra bad bits set for DIMM.

**Response:**

The FRU callouts are calculated at the time of the failure. See the error log for the actual replacement strategy.

---

**BC380931****Explanation:**

A problem occurred during the IPL of the system.

**Response:**

The FRU callouts are calculated at the time of the failure. See the error log for the actual replacement strategy.

---

**BC380932****Explanation:**

A problem occurred during the IPL of the system.

**Response:**

The FRU callouts are calculated at the time of the failure. See the error log for the actual replacement strategy.

---

**BC38093E****Explanation:**

Error uncompressing payload image from boot flash.

**Response:**

The FRU callouts are calculated at the time of the failure. See the error log for the actual replacement strategy.

---

**BC380A01****Explanation:**

An internal function called the FSI device driver with an improper data length.

**Response:**

The FRU callouts are calculated at the time of the failure. See the error log for the actual replacement strategy.

---

**BC380A03****Explanation:**

A problem occurred during the IPL of the system.

**Response:**

The FRU callouts are calculated at the time of the failure. See the error log for the actual replacement strategy.

---

**BC380A04****Explanation:**

A problem occurred during the IPL of the system.

**Response:**

The FRU callouts are calculated at the time of the failure. See the error log for the actual replacement strategy.

---

**BC380A06****Explanation:**

A problem occurred during the IPL of the system.

**Response:**

The FRU callouts are calculated at the time of the failure. See the error log for the actual replacement strategy.

---

**BC380A08****Explanation:**

A problem occurred during the IPL of the system.

**Response:**

The FRU callouts are calculated at the time of the failure. See the error log for the actual replacement strategy.

---

**BC380A09****Explanation:**

A problem occurred during the IPL of the system.

**Response:**

The FRU callouts are calculated at the time of the failure. See the error log for the actual replacement strategy.

---

**BC380A0A****Explanation:**

A problem occurred during the IPL of the system.

**Response:**

The FRU callouts are calculated at the time of the failure. See the error log for the actual replacement strategy.

---

**BC380A0B****Explanation:**

A problem occurred during the IPL of the system.

**Response:**

The FRU callouts are calculated at the time of the failure. See the error log for the actual replacement strategy.

---

**BC380A0C****Explanation:**

A problem occurred during the IPL of the system.

**Response:**

The FRU callouts are calculated at the time of the failure. See the error log for the actual replacement strategy.

---

**BC380A0D****Explanation:**

A problem occurred during the IPL of the system.

**Response:**

The FRU callouts are calculated at the time of the failure. See the error log for the actual replacement strategy.

---

**BC380A0E****Explanation:**

A problem occurred during the IPL of the system.

**Response:**

The FRU callouts are calculated at the time of the failure. See the error log for the actual replacement strategy.

---

**BC380A0F****Explanation:**

FSI and MVPD do not agree.

**Response:**

The FRU callouts are calculated at the time of the failure. See the error log for the actual replacement strategy.

---

**BC380A10****Explanation:**

FSI and CVPD do not agree.

**Response:**

The FRU callouts are calculated at the time of the failure. See the error log for the actual replacement strategy.

---

**BC380A11****Explanation:**

A problem occurred during the IPL of the system.

**Response:**

The FRU callouts are calculated at the time of the failure. See the error log for the actual replacement strategy.

---

**BC380A12****Explanation:**

A problem occurred during the IPL of the system.

**Response:**

The FRU callouts are calculated at the time of the failure. See the error log for the actual replacement strategy.

---

**BC380B02****Explanation:**

A problem occurred during the IPL of the system. The eyecatch value observed in memory does not match the expected value and therefore the contents of the attribute sections are unable to be parsed.

**Response:**

The FRU callouts are calculated at the time of the failure. See the error log for the actual replacement strategy.

---

**BC380B03****Explanation:**

Kernel failed to block memory.

**Response:**

The FRU callouts are calculated at the time of the failure. See the error log for the actual replacement strategy.

---

**BC380B04****Explanation:**

Kernel failed to set permissions on virtual memory block.

**Response:**

The FRU callouts are calculated at the time of the failure. See the error log for the actual replacement strategy.

---

**BC380B05****Explanation:**

Unexpected boot firmware error occurred.

**Response:**

The FRU callouts are calculated at the time of the failure. See the error log for the actual replacement strategy.

---

**BC380B06****Explanation:**

FW error, unexpected Attribute section type.

**Response:**

The FRU callouts are calculated at the time of the failure. See the error log for the actual replacement strategy.

---

**BC380B07****Explanation:**

A problem occurred during the IPL of the system: Attributes were not fully synchronized between the host firmware and service processor.

**Response:**

The FRU callouts are calculated at the time of the failure. See the error log for the actual replacement strategy.

---

**BC380B08****Explanation:**

During processor/memory subsystem initialization, an error was encountered: The attribute synchronization code on the service processor side was unable to fulfill the sync to HostBoot request.

**Response:**

The FRU callouts are calculated at the time of the failure. See the error log for the actual replacement strategy.

---

**BC380B09**

**Explanation:**

During processor/memory subsystem initialization, an error was encountered: The attribute synchronization from the service processor failed.

**Response:**

The FRU callouts are calculated at the time of the failure. See the error log for the actual replacement strategy.

---

**BC380B0C**

**Explanation:**

During processor/memory subsystem initialization, an error was encountered: Targeting target's type not supported by runtime code.

**Response:**

The FRU callouts are calculated at the time of the failure. See the error log for the actual replacement strategy.

---

**BC380B0D**

**Explanation:**

Invalid configuration data in firmware Processor NOR flash.

**Response:**

The FRU callouts are calculated at the time of the failure. See the error log for the actual replacement strategy.

---

**BC380B0E**

**Explanation:**

Invalid configuration data in firmware Processor NOR flash.

**Response:**

The FRU callouts are calculated at the time of the failure. See the error log for the actual replacement strategy.

---

**BC380B0F**

**Explanation:**

During processor/memory subsystem initialization, an error was encountered: Failure applying given attribute override on given target.

**Response:**

The FRU callouts are calculated at the time of the failure. See the error log for the actual replacement strategy.

---

**BC380B10**

**Explanation:**

During processor/memory subsystem initialization, an error was encountered: Given target does not have given attribute to apply override.

**Response:**

The FRU callouts are calculated at the time of the failure. See the error log for the actual replacement strategy.

---

**BC380B11**

**Explanation:**

Invalid configuration data in firmware Processor NOR flash.

**Response:**

The FRU callouts are calculated at the time of the failure. See the error log for the actual replacement strategy.

---

**BC380B12**

**Explanation:**

Invalid configuration data in firmware Processor NOR flash.

**Response:**

The FRU callouts are calculated at the time of the failure. See the error log for the actual replacement strategy.

---

**BC380B13**

**Explanation:**

Kernel failed to block map memory.

**Response:**

The FRU callouts are calculated at the time of the failure. See the error log for the actual replacement strategy.

---

**BC380B15**

**Explanation:**

Kernel failed to unblock mapped memory.

**Response:**

The FRU callouts are calculated at the time of the failure. See the error log for the actual replacement strategy.

---

**BC380B16**

**Explanation:**

Unexpected internal firmware error.

**Response:**

The FRU callouts are calculated at the time of the failure. See the error log for the actual replacement strategy.

---

**BC380B17****Explanation:**

Unexpected internal firmware error.

**Response:**

The FRU callouts are calculated at the time of the failure. See the error log for the actual replacement strategy.

---

**BC380B18****Explanation:**

Internal firmware error preparing for concurrent code update.

**Response:**

The FRU callouts are calculated at the time of the failure. See the error log for the actual replacement strategy.

---

**BC380B19****Explanation:**

Unsupported override configuration data.

**Response:**

The FRU callouts are calculated at the time of the failure. See the error log for the actual replacement strategy.

---

**BC380B1A****Explanation:**

Unexpected boot firmware failure.

**Response:**

The FRU callouts are calculated at the time of the failure. See the error log for the actual replacement strategy.

---

**BC380B1B****Explanation:**

Tolerated boot firmware error occurred.

**Response:**

The FRU callouts are calculated at the time of the failure. See the error log for the actual replacement strategy.

---

**BC380B80****Explanation:**

During processor/memory subsystem initialization, an error was encountered: The caller passed an invalid node target to find the master proc handle.

**Response:**

The FRU callouts are calculated at the time of the failure. See the error log for the actual replacement strategy.

---

**BC380B81****Explanation:**

During processor/memory subsystem initialization, an error was encountered: The caller passed an invalid node target to find the master proc handle.

**Response:**

The FRU callouts are calculated at the time of the failure. See the error log for the actual replacement strategy.

---

**BC380B82****Explanation:**

Internal firmware error applying custom configuration settings.

**Response:**

The FRU callouts are calculated at the time of the failure. See the error log for the actual replacement strategy.

---

**BC380B83****Explanation:**

Firmware error doing code update.

**Response:**

The FRU callouts are calculated at the time of the failure. See the error log for the actual replacement strategy.

---

**BC380B84****Explanation:**

Firmware error doing code update.

**Response:**

The FRU callouts are calculated at the time of the failure. See the error log for the actual replacement strategy.

---

**BC380B85****Explanation:**

Firmware error doing code update.

**Response:**

The FRU callouts are calculated at the time of the failure. See the error log for the actual replacement strategy.

---

**BC380B86****Explanation:**

Firmware error doing code update.

**Response:**

The FRU callouts are calculated at the time of the failure. See the error log for the actual replacement strategy.

---

**BC380B87****Explanation:**

Firmware error doing code update.

**Response:**

The FRU callouts are calculated at the time of the failure. See the error log for the actual replacement strategy.

---

**BC380B88****Explanation:**

Firmware error doing code update.

**Response:**

The FRU callouts are calculated at the time of the failure. See the error log for the actual replacement strategy.

---

**BC380B89****Explanation:**

Attempted to perform an invalid attribute look up.

**Response:**

The FRU callouts are calculated at the time of the failure. See the error log for the actual replacement strategy.

---

**BC380B8A****Explanation:**

A problem occurred during the IPL of the system. Expected resource was not indicated to be present.

**Response:**

The FRU callouts are calculated at the time of the failure. See the error log for the actual replacement strategy.

---

**BC380B8B****Explanation:**

During processor/memory subsystem initialization, an error was encountered: Error: Failed to translate common association address to platform address.

**Response:**

The FRU callouts are calculated at the time of the failure. See the error log for the actual replacement strategy.

---

**BC380B8C****Explanation:**

During processor/memory subsystem initialization, an error was encountered: Error: No free association entry to set.

**Response:**

The FRU callouts are calculated at the time of the failure. See the error log for the actual replacement strategy.

---

**BC380C01****Explanation:**

During processor/memory subsystem initialization, an error was encountered: Attempt to deconfigure a target that is not deconfigurable or not present.

**Response:**

The FRU callouts are calculated at the time of the failure. See the error log for the actual replacement strategy.

---

**BC380C03****Explanation:**

During processor/memory subsystem initialization, an error was encountered: Invalid target encountered in processing of HW callout.

**Response:**

The FRU callouts are calculated at the time of the failure. See the error log for the actual replacement strategy.

---

**BC380C04****Explanation:**

During processor/memory subsystem initialization, an error was encountered: Insufficient hardware to continue.

**Response:**

The FRU callouts are calculated at the time of the failure. See the error log for the actual replacement strategy.

---

**BC380C05****Explanation:**

A problem occurred during the IPL of the system: No functional processor cores were found on the master processor.

**Response:**

The FRU callouts are calculated at the time of the failure. See the error log for the actual replacement strategy.

---

**BC380C06****Explanation:**

A problem occurred during the IPL of the system: Found no functional dimm cards.

**Response:**

The FRU callouts are calculated at the time of the failure. See the error log for the actual replacement strategy.

---

**BC380C07****Explanation:**

A problem occurred during the IPL of the system: No functional master processor was found on this node.

**Response:**

The FRU callouts are calculated at the time of the failure. See the error log for the actual replacement strategy.

---

**BC380C08****Explanation:**

A problem occurred during the IPL of the system: No functional nodes were found on the system.

**Response:**

The FRU callouts are calculated at the time of the failure. See the error log for the actual replacement strategy.

---

**BC380C09**

**Explanation:**

A problem occurred during the IPL of the system: Found no functional dimm cards.

**Response:**

The FRU callouts are calculated at the time of the failure. See the error log for the actual replacement strategy.

---

**BC380C0A**

**Explanation:**

A previously discovered hardware issue is being ignored to allow the system to boot.

**Response:**

The FRU callouts are calculated at the time of the failure. See the error log for the actual replacement strategy.

---

**BC380C0B**

**Explanation:**

A problem occurred during the IPL of the system: A critical resource was found to be deconfigured.

**Response:**

The FRU callouts are calculated at the time of the failure. See the error log for the actual replacement strategy.

---

**BC380C0C**

**Explanation:**

A problem occurred during the IPL of the system: Found no functional dimm cards.

**Response:**

The FRU callouts are calculated at the time of the failure. See the error log for the actual replacement strategy.

---

**BC380C0E**

**Explanation:**

Insufficient hardware to continue IPL.

**Response:**

The FRU callouts are calculated at the time of the failure. See the error log for the actual replacement strategy.

---

**BC380C0F**

**Explanation:**

Incompatible Processor Chip Levels.

**Response:**

The FRU callouts are calculated at the time of the failure. See the error log for the actual replacement strategy.

---

**BC380C10**

**Explanation:**

Incompatible Processor Chip Levels.

**Response:**

The FRU callouts are calculated at the time of the failure. See the error log for the actual replacement strategy.

---

**BC380C11**

**Explanation:**

Host firmware encountered an internal error.

**Response:**

The FRU callouts are calculated at the time of the failure. See the error log for the actual replacement strategy.

---

**BC380C12**

**Explanation:**

Host firmware encountered an internal error.

**Response:**

The FRU callouts are calculated at the time of the failure. See the error log for the actual replacement strategy.

---

**BC380C13**

**Explanation:**

Host Firmware encountered an internal error.

**Response:**

The FRU callouts are calculated at the time of the failure. See the error log for the actual replacement strategy.

---

**BC380C14**

**Explanation:**

A problem occurred during the IPL of the system: Found too many obus links.

**Response:**

The FRU callouts are calculated at the time of the failure. See the error log for the actual replacement strategy.

---

**BC380C15**

**Explanation:**

A problem occurred during the IPL of the system: No memory found.

**Response:**

The FRU callouts are calculated at the time of the failure. See the error log for the actual replacement strategy.

---

**BC380C16****Explanation:**

A problem occurred during IPL of the system: Internal Firmware Error.

**Response:**

The FRU callouts are calculated at the time of the failure. See the error log for the actual replacement strategy.

---

**BC380C19****Explanation:**

A problem occurred during IPL of the system: Internal Firmware Error.

**Response:**

The FRU callouts are calculated at the time of the failure. See the error log for the actual replacement strategy.

---

**BC380C1A****Explanation:**

An issue occurred during IPL of the system: Internal Firmware Error.

**Response:**

The FRU callouts are calculated at the time of the failure. See the error log for the actual replacement strategy.

---

**BC380C1B****Explanation:**

Incompatible Processor Chip Levels.

**Response:**

The FRU callouts are calculated at the time of the failure. See the error log for the actual replacement strategy.

---

**BC380C1C****Explanation:**

Incompatible Processor Chip Levels.

**Response:**

The FRU callouts are calculated at the time of the failure. See the error log for the actual replacement strategy.

---

**BC380C1D****Explanation:**

Incompatible Processor Chip Levels.

**Response:**

The FRU callouts are calculated at the time of the failure. See the error log for the actual replacement strategy.

---

**BC380C81****Explanation:**

A problem occurred during the IPL of the system. Attempt to create a deconfiguration record for a target that is not deconfigurable or not present.

**Response:**

The FRU callouts are calculated at the time of the failure. See the error log for the actual replacement strategy.

---

**BC380C82****Explanation:**

A problem occurred during the IPL of the system. Attempt to create a deconfiguration record for a target, but the deconfiguration repository is full.

**Response:**

The FRU callouts are calculated at the time of the failure. See the error log for the actual replacement strategy.

---

**BC380C83****Explanation:**

Invalid chipid from hardware (all FFs).

**Response:**

The FRU callouts are calculated at the time of the failure. See the error log for the actual replacement strategy.

---

**BC380C84****Explanation:**

Invalid Lx keyword.

**Response:**

The FRU callouts are calculated at the time of the failure. See the error log for the actual replacement strategy.

---

**BC380C85****Explanation:**

Bad MCA target.

**Response:**

The FRU callouts are calculated at the time of the failure. See the error log for the actual replacement strategy.

---

**BC380C86****Explanation:**

During processor/memory subsystem initialization, an error was encountered: Post de-configuration of target failed.

**Response:**

The FRU callouts are calculated at the time of the failure. See the error log for the actual replacement strategy.

---

**BC380C87****Explanation:**

During processor/memory subsystem initialization, an error was encountered: Post de-configuration of target failed.

**Response:**

The FRU callouts are calculated at the time of the failure. See the error log for the actual replacement strategy.

---

**BC380C88**

**Explanation:**

Insufficient DIMM resources.

**Response:**

The FRU callouts are calculated at the time of the failure. See the error log for the actual replacement strategy.

---

**BC380D01**

**Explanation:**

A problem occurred during the IPL of the system: Error returned from SCOM engine after write.

**Response:**

The FRU callouts are calculated at the time of the failure. See the error log for the actual replacement strategy.

---

**BC380D02**

**Explanation:**

A problem occurred during the IPL of the system: Error returned from SCOM engine after read.

**Response:**

The FRU callouts are calculated at the time of the failure. See the error log for the actual replacement strategy.

---

**BC380D03**

**Explanation:**

During processor/memory subsystem initialization, an error was encountered: Multi-SCOM read did not return correct SCOMs.

**Response:**

The FRU callouts are calculated at the time of the failure. See the error log for the actual replacement strategy.

---

**BC380D04**

**Explanation:**

A problem occurred during the IPL of the system: Invalid address on a SCOM operation.

**Response:**

The FRU callouts are calculated at the time of the failure. See the error log for the actual replacement strategy.

---

**BC380D05**

**Explanation:**

A problem occurred during the IPL of the system: Unsupported SCOM operation type.

**Response:**

The FRU callouts are calculated at the time of the failure. See the error log for the actual replacement strategy.

---

**BC380D06**

**Explanation:**

During processor/memory subsystem initialization, an error was encountered: Hypervisor firmware request interface not linked.

**Response:**

The FRU callouts are calculated at the time of the failure. See the error log for the actual replacement strategy.

---

**BC380D07**

**Explanation:**

During processor/memory subsystem initialization, an error was encountered: Unable to allocate firmware request messages.

**Response:**

The FRU callouts are calculated at the time of the failure. See the error log for the actual replacement strategy.

---

**BC380E01**

**Explanation:**

During processor/memory subsystem initialization, an error was encountered: Invalid operation type.

**Response:**

The FRU callouts are calculated at the time of the failure. See the error log for the actual replacement strategy.

---

**BC380E02**

**Explanation:**

A problem was detected during the IPL of the system: Device type not supported.

**Response:**

The FRU callouts are calculated at the time of the failure. See the error log for the actual replacement strategy.

---

**BC380E03**

**Explanation:**

During processor/memory subsystem initialization, an error was encountered: EEPROM attribute was not found.

**Response:**

The FRU callouts are calculated at the time of the failure. See the error log for the actual replacement strategy.

---



---

**BC380E04****Explanation:**

During processor/memory subsystem initialization, an error was encountered: Invalid EEPROM chip to access.

**Response:**

The FRU callouts are calculated at the time of the failure. See the error log for the actual replacement strategy.

---

**BC380E05****Explanation:**

During processor/memory subsystem initialization, an error was encountered: I2C master entity path doesn't exist.

**Response:**

The FRU callouts are calculated at the time of the failure. See the error log for the actual replacement strategy.

---

**BC380E06****Explanation:**

During processor/memory subsystem initialization, an error was encountered: I2C master path target is null.

**Response:**

The FRU callouts are calculated at the time of the failure. See the error log for the actual replacement strategy.

---

**BC380E07****Explanation:**

During processor/memory subsystem initialization, an error was encountered: Invalid address offset size.

**Response:**

The FRU callouts are calculated at the time of the failure. See the error log for the actual replacement strategy.

---

**BC380E08****Explanation:**

A problem occurred during the IPL of the system: I2C buffer offset is too large.

**Response:**

The FRU callouts are calculated at the time of the failure. See the error log for the actual replacement strategy.

---

**BC380E09****Explanation:**

During processor/memory subsystem initialization, an error was encountered: I2C write page size is zero.

**Response:**

The FRU callouts are calculated at the time of the failure. See the error log for the actual replacement strategy.

---

**BC380E0A****Explanation:**

During processor/memory subsystem initialization, an error was encountered: cacheEeprom mm\_remove\_pages FLUSH failed.

**Response:**

The FRU callouts are calculated at the time of the failure. See the error log for the actual replacement strategy.

---

**BC380E0B****Explanation:**

During processor/memory subsystem initialization, an error was encountered: cacheEeprom mm\_remove\_pages FLUSH failed.

**Response:**

The FRU callouts are calculated at the time of the failure. See the error log for the actual replacement strategy.

---

**BC380E0C****Explanation:**

During processor/memory subsystem initialization, an error was encountered: buildEepromRecordHeader invalid mux target.

**Response:**

The FRU callouts are calculated at the time of the failure. See the error log for the actual replacement strategy.

---

**BC380E0D****Explanation:**

Soft error in Firmware.

**Response:**

The FRU callouts are calculated at the time of the failure. See the error log for the actual replacement strategy.

---

**BC380E0E****Explanation:**

Firmware detected new part and is restarting.

**Response:**

The FRU callouts are calculated at the time of the failure. See the error log for the actual replacement strategy.

---

**BC380F01****Explanation:**

During processor/memory subsystem initialization, an error was encountered: Interrupt type already registered.

**Response:**

The FRU callouts are calculated at the time of the failure. See the error log for the actual replacement strategy.

---

**BC380F02****Explanation:**

During processor/memory subsystem initialization, an error was encountered: Interrupt resource provider not initialized yet.

**Response:**

The FRU callouts are calculated at the time of the failure. See the error log for the actual replacement strategy.

---

**BC380F03****Explanation:**

During processor/memory subsystem initialization, an error was encountered: Interrupt resource provider not initialized yet.

**Response:**

The FRU callouts are calculated at the time of the failure. See the error log for the actual replacement strategy.

---

**BC380F04****Explanation:**

During processor/memory subsystem initialization, an error was encountered: The virtual address is not a valid IO address.

**Response:**

The FRU callouts are calculated at the time of the failure. See the error log for the actual replacement strategy.

---

**BC380F07****Explanation:**

During processor/memory subsystem initialization, an error was encountered: Error mapping in memory.

**Response:**

The FRU callouts are calculated at the time of the failure. See the error log for the actual replacement strategy.

---

**BC380F08****Explanation:**

During processor/memory subsystem initialization, an error was encountered: Unexpected RC from issuing PSIBH EOI store.

**Response:**

The FRU callouts are calculated at the time of the failure. See the error log for the actual replacement strategy.

---

**BC380F09****Explanation:**

During processor/memory subsystem initialization, an error was encountered: Error unmasking interrupt source.

**Response:**

The FRU callouts are calculated at the time of the failure. See the error log for the actual replacement strategy.

---

**BC380F0C****Explanation:**

During processor/memory subsystem initialization, an error was encountered: Error encountered sending coalesce message to INTRP.

**Response:**

The FRU callouts are calculated at the time of the failure. See the error log for the actual replacement strategy.

---

**BC380F0D****Explanation:**

During processor/memory subsystem initialization, an error was encountered: Error encountered routing IPC message.

**Response:**

The FRU callouts are calculated at the time of the failure. See the error log for the actual replacement strategy.

---

**BC380F0E****Explanation:**

Error handling processor interrupts.

**Response:**

The FRU callouts are calculated at the time of the failure. See the error log for the actual replacement strategy.

---

**BC381001****Explanation:**

Service Processor Firmware couldn't detect any functional master processor required to boot the host.

**Response:**

The FRU callouts are calculated at the time of the failure. See the error log for the actual replacement strategy.

---

**BC381002****Explanation:**

During processor/memory subsystem initialization, an error was encountered: MDMT could not find a functional node.

**Response:**

The FRU callouts are calculated at the time of the failure. See the error log for the actual replacement strategy.

---

**BC381003****Explanation:**

Host failed to boot because there was a problem configuring Time Of Day on the Host processors.

**Response:**

The FRU callouts are calculated at the time of the failure. See the error log for the actual replacement strategy.

---

**BC381005****Explanation:**

Service Processor Firmware encountered an internal error.

**Response:**

The FRU callouts are calculated at the time of the failure. See the error log for the actual replacement strategy.

---

**BC381006****Explanation:**

During processor/memory subsystem initialization, an error was encountered: Error: Unsupported bus port was detected for the specified bus type. Possible Causes: Invalid bus configuration in targeting, or getBusPort method has not been updated to support all the possible port for a bus on a given system type. Resolution: Development team should be contacted.

**Response:**

The FRU callouts are calculated at the time of the failure. See the error log for the actual replacement strategy.

---

**BC381007****Explanation:**

Host failed to boot because there was a problem configuring Time Of Day on the Host processors.

**Response:**

The FRU callouts are calculated at the time of the failure. See the error log for the actual replacement strategy.

---

**BC381008****Explanation:**

Host failed to boot because there was a problem configuring Time Of Day on the Host processors.

**Response:**

The FRU callouts are calculated at the time of the failure. See the error log for the actual replacement strategy.

---

**BC381009****Explanation:**

Service Processor Firmware encountered an internal error.

**Response:**

The FRU callouts are calculated at the time of the failure. See the error log for the actual replacement strategy.

---

**BC38100C****Explanation:**

An internal error occurred. This will force the Time of Day function to run with complete redundancy.

**Response:**

The FRU callouts are calculated at the time of the failure. See the error log for the actual replacement strategy.

---

**BC38100D****Explanation:**

Host failed to boot because there was a problem configuring Time Of Day on the Host processors.

**Response:**

The FRU callouts are calculated at the time of the failure. See the error log for the actual replacement strategy.

---

**BC381011****Explanation:**

Service Processor Firmware encountered an internal error.

**Response:**

The FRU callouts are calculated at the time of the failure. See the error log for the actual replacement strategy.

---

**BC381012****Explanation:**

Service Processor Firmware encountered an internal error.

**Response:**

The FRU callouts are calculated at the time of the failure. See the error log for the actual replacement strategy.

---

**BC381013****Explanation:**

Host failed to boot because there was a problem configuring Time Of Day on the Host processors.

**Response:**

The FRU callouts are calculated at the time of the failure. See the error log for the actual replacement strategy.

---

**BC381014****Explanation:**

Service Processor Firmware encountered an internal error.

**Response:**

The FRU callouts are calculated at the time of the failure. See the error log for the actual replacement strategy.

---

**BC381015****Explanation:**

There was a problem in configuring Time Of Day on the Host processor.

**Response:**

The FRU callouts are calculated at the time of the failure. See the error log for the actual replacement strategy.

---

**BC381017****Explanation:**

Service Processor Firmware encountered an internal error.

**Response:**

The FRU callouts are calculated at the time of the failure. See the error log for the actual replacement strategy.

---

**BC381019****Explanation:**

Service Processor Firmware encountered an internal error.

**Response:**

The FRU callouts are calculated at the time of the failure. See the error log for the actual replacement strategy.

---

**BC38101A****Explanation:**

An internal error occurred. This will force the Time of Day function to run with complete redundancy.

**Response:**

The FRU callouts are calculated at the time of the failure. See the error log for the actual replacement strategy.

---

**BC381101****Explanation:**

A problem occurred during the IPL of the system.

**Response:**

The FRU callouts are calculated at the time of the failure. See the error log for the actual replacement strategy.

---

**BC381102****Explanation:**

During processor/memory subsystem initialization, an error was encountered: Message from service processor. Message type is not within a valid range. Message dropped.

**Response:**

The FRU callouts are calculated at the time of the failure. See the error log for the actual replacement strategy.

---

**BC381104****Explanation:**

A problem occurred during the IPL of the system.

**Response:**

The FRU callouts are calculated at the time of the failure. See the error log for the actual replacement strategy.

---

**BC381105****Explanation:**

During processor/memory subsystem initialization, an error was encountered: Message from service processor. An invalid message queue ID or message type was sent to the service processor.

**Response:**

The FRU callouts are calculated at the time of the failure. See the error log for the actual replacement strategy.

---

**BC381107****Explanation:**

During processor/memory subsystem initialization, an error was encountered: Message queue already registered with mailbox using a different queue.

**Response:**

The FRU callouts are calculated at the time of the failure. See the error log for the actual replacement strategy.

---

**BC381109****Explanation:**

During processor/memory subsystem initialization, an error was encountered: Retry failed. Bad status indicated in PIB status reg.

**Response:**

The FRU callouts are calculated at the time of the failure. See the error log for the actual replacement strategy.

---

**BC38110A****Explanation:**

During processor/memory subsystem initialization, an error was encountered: Mailbox Data Write attempted before ACK.

**Response:**

The FRU callouts are calculated at the time of the failure. See the error log for the actual replacement strategy.

---

**BC38110B****Explanation:**

During processor/memory subsystem initialization, an error was encountered: Mailbox Hardware detected parity error.

**Response:**

The FRU callouts are calculated at the time of the failure. See the error log for the actual replacement strategy.

---

**BC38110C**

**Explanation:**

During processor/memory subsystem initialization, an error was encountered: Invalid message type sent to mailbox msgQ.

**Response:**

The FRU callouts are calculated at the time of the failure. See the error log for the actual replacement strategy.

---

**BC38110D**

**Explanation:**

During processor/memory subsystem initialization, an error was encountered: Host boot mailbox service is not available at this time.

**Response:**

The FRU callouts are calculated at the time of the failure. See the error log for the actual replacement strategy.

---

**BC38110E**

**Explanation:**

During processor/memory subsystem initialization, an error was encountered: Failed to allocate a DMA buffer. Message dropped.

**Response:**

The FRU callouts are calculated at the time of the failure. See the error log for the actual replacement strategy.

---

**BC38110F**

**Explanation:**

During processor/memory subsystem initialization, an error was encountered: Could not register mailbox message queue.

**Response:**

The FRU callouts are calculated at the time of the failure. See the error log for the actual replacement strategy.

---

**BC381110**

**Explanation:**

During processor/memory subsystem initialization, an error was encountered: Mailbox is disabled, message dropped.

**Response:**

The FRU callouts are calculated at the time of the failure. See the error log for the actual replacement strategy.

---

**BC381111**

**Explanation:**

During processor/memory subsystem initialization, an error was encountered: An invalid node was specified.

**Response:**

The FRU callouts are calculated at the time of the failure. See the error log for the actual replacement strategy.

---

**BC381112**

**Explanation:**

During processor/memory subsystem initialization, an error was encountered: Invalid msg or msg queue.

**Response:**

The FRU callouts are calculated at the time of the failure. See the error log for the actual replacement strategy.

---

**BC381113**

**Explanation:**

During processor/memory subsystem initialization, an error was encountered: IPC Message data corrupted.

**Response:**

The FRU callouts are calculated at the time of the failure. See the error log for the actual replacement strategy.

---

**BC381202**

**Explanation:**

During processor/memory subsystem initialization, an error was encountered: Invalid address and size returned from HDAT.

**Response:**

The FRU callouts are calculated at the time of the failure. See the error log for the actual replacement strategy.

---

**BC381204**

**Explanation:**

During processor/memory subsystem initialization, an error was encountered: Cannot unmap the source table section.

**Response:**

The FRU callouts are calculated at the time of the failure. See the error log for the actual replacement strategy.

---

**BC381205**

**Explanation:**

During processor/memory subsystem initialization, an error was encountered: Cannot unmap the source table section.

**Response:**

The FRU callouts are calculated at the time of the failure. See the error log for the actual replacement strategy.

---

**BC381207**

**Explanation:**

During processor/memory subsystem initialization, an error was encountered: MDRT table is not big enough to hold all entries.

**Response:**

The FRU callouts are calculated at the time of the failure. See the error log for the actual replacement strategy.

---

**BC381209**

**Explanation:**

During processor/memory subsystem initialization, an error was encountered: MDDT table is not big enough to hold all src entries.

**Response:**

The FRU callouts are calculated at the time of the failure. See the error log for the actual replacement strategy.

---

**BC38120A**

**Explanation:**

During processor/memory subsystem initialization, an error was encountered: MDDT table is not big enough to hold all src entries.

**Response:**

The FRU callouts are calculated at the time of the failure. See the error log for the actual replacement strategy.

---

**BC38120B**

**Explanation:**

During processor/memory subsystem initialization, an error was encountered: MDST table entry with page aligned is greater than 32GB.

**Response:**

The FRU callouts are calculated at the time of the failure. See the error log for the actual replacement strategy.

---

**BC38120C**

**Explanation:**

During processor/memory subsystem initialization, an error was encountered: MDDT table entry with page aligned is greater than 32GB.

**Response:**

The FRU callouts are calculated at the time of the failure. See the error log for the actual replacement strategy.

---

**BC381301**

**Explanation:**

During processor/memory subsystem initialization, an error was encountered: Unexpected data from LPC-UART interface.

**Response:**

The FRU callouts are calculated at the time of the failure. See the error log for the actual replacement strategy.

---

**BC381302**

**Explanation:**

During processor/memory subsystem initialization, an error was encountered: Timeout from LPC-UART interface.

**Response:**

The FRU callouts are calculated at the time of the failure. See the error log for the actual replacement strategy.

---

**BC381401**

**Explanation:**

During processor/memory subsystem initialization, an error was encountered: A maint command HW timed out.

**Response:**

The FRU callouts are calculated at the time of the failure. See the error log for the actual replacement strategy.

---

**BC381402**

**Explanation:**

During processor/memory subsystem initialization, an error was encountered: A maint command SW timed out.

**Response:**

The FRU callouts are calculated at the time of the failure. See the error log for the actual replacement strategy.

---

**BC381403**

**Explanation:**

Task handling mainstore init crashed.

**Response:**

The FRU callouts are calculated at the time of the failure. See the error log for the actual replacement strategy.

---

**BC381602**

**Explanation:**

A problem occurred during the IPL of the system.

**Response:**

The FRU callouts are calculated at the time of the failure. See the error log for the actual replacement strategy.

---

**BC381603****Explanation:**

During processor/memory subsystem initialization, an error was encountered: End of file reached.

**Response:**

The FRU callouts are calculated at the time of the failure. See the error log for the actual replacement strategy.

---

**BC381604****Explanation:**

During processor/memory subsystem initialization, an error was encountered: Unable to load LID via host interface.

**Response:**

The FRU callouts are calculated at the time of the failure. See the error log for the actual replacement strategy.

---

**BC381605****Explanation:**

During processor/memory subsystem initialization, an error was encountered: DMA message contains data for wrong LID.

**Response:**

The FRU callouts are calculated at the time of the failure. See the error log for the actual replacement strategy.

---

**BC381606****Explanation:**

During processor/memory subsystem initialization, an error was encountered: Insufficient space provided for LID by calling function.

**Response:**

The FRU callouts are calculated at the time of the failure. See the error log for the actual replacement strategy.

---

**BC381607****Explanation:**

During processor/memory subsystem initialization, an error was encountered: Invalid Message type received from service processor when transferring LID pages.

**Response:**

The FRU callouts are calculated at the time of the failure. See the error log for the actual replacement strategy.

---

**BC381608****Explanation:**

During processor/memory subsystem initialization, an error was encountered: Insufficient space provided for LID by calling function.

---

**Response:**

The FRU callouts are calculated at the time of the failure. See the error log for the actual replacement strategy.

---

**BC381609****Explanation:**

During processor/memory subsystem initialization, an error was encountered: Unable to unload LID via host interface.

**Response:**

The FRU callouts are calculated at the time of the failure. See the error log for the actual replacement strategy.

---

**BC38160A****Explanation:**

During processor/memory subsystem initialization, an error was encountered: Unable to find Lid.

**Response:**

The FRU callouts are calculated at the time of the failure. See the error log for the actual replacement strategy.

---

**BC38160B****Explanation:**

Firmware error during boot.

**Response:**

The FRU callouts are calculated at the time of the failure. See the error log for the actual replacement strategy.

---

**BC38160C****Explanation:**

A problem occurred during the IPL of the system.

**Response:**

The FRU callouts are calculated at the time of the failure. See the error log for the actual replacement strategy.

---

**BC38160D****Explanation:**

A problem occurred during the IPL of the system.

**Response:**

The FRU callouts are calculated at the time of the failure. See the error log for the actual replacement strategy.

---

**BC38160E****Explanation:**

A problem occurred during the IPL of the system.

**Response:**

The FRU callouts are calculated at the time of the failure. See the error log for the actual replacement strategy.

---

**BC38160F****Explanation:**

A problem occurred during the IPL of the system.

**Response:**

The FRU callouts are calculated at the time of the failure. See the error log for the actual replacement strategy.

---

**BC381610****Explanation:**

A problem occurred during the IPL of the system.

**Response:**

The FRU callouts are calculated at the time of the failure. See the error log for the actual replacement strategy.

---

**BC381611****Explanation:**

A problem occurred during the IPL of the system.

**Response:**

The FRU callouts are calculated at the time of the failure. See the error log for the actual replacement strategy.

---

**BC381612****Explanation:**

A problem occurred during the IPL of the system.

**Response:**

The FRU callouts are calculated at the time of the failure. See the error log for the actual replacement strategy.

---

**BC381613****Explanation:**

A problem occurred during the IPL of the system.

**Response:**

The FRU callouts are calculated at the time of the failure. See the error log for the actual replacement strategy.

---

**BC381615****Explanation:**

A problem occurred during the IPL of the system.

**Response:**

The FRU callouts are calculated at the time of the failure. See the error log for the actual replacement strategy.

---

**BC381616****Explanation:**

Firmware Error.

**Response:**

The FRU callouts are calculated at the time of the failure. See the error log for the actual replacement strategy.

---

**BC381617****Explanation:**

Firmware Error.

**Response:**

The FRU callouts are calculated at the time of the failure. See the error log for the actual replacement strategy.

---

**BC381618****Explanation:**

Firmware Error.

**Response:**

The FRU callouts are calculated at the time of the failure. See the error log for the actual replacement strategy.

---

**BC38161A****Explanation:**

Firmware Error.

**Response:**

The FRU callouts are calculated at the time of the failure. See the error log for the actual replacement strategy.

---

**BC38161B****Explanation:**

Firmware Error.

**Response:**

The FRU callouts are calculated at the time of the failure. See the error log for the actual replacement strategy.

---

**BC38161C****Explanation:**

Firmware encountered an internal error.

**Response:**

The FRU callouts are calculated at the time of the failure. See the error log for the actual replacement strategy.

---

**BC38161D****Explanation:**

Firmware load error.

**Response:**

The FRU callouts are calculated at the time of the failure. See the error log for the actual replacement strategy.

---

**BC381700**



**Explanation:**

During processor/memory subsystem initialization, an error was encountered: Request given to load payload into mirrored memory, but no mirrored memory exists at that location.

**Response:**

The FRU callouts are calculated at the time of the failure. See the error log for the actual replacement strategy.

---

**BC381701****Explanation:**

During processor/memory subsystem initialization, an error was encountered: Failure extending memory to after exiting cache contained mode.

**Response:**

The FRU callouts are calculated at the time of the failure. See the error log for the actual replacement strategy.

---

**BC381703****Explanation:**

During processor/memory subsystem initialization, an error was encountered: IStep failed, see other log(s) with the same PLID for reason.

**Response:**

The FRU callouts are calculated at the time of the failure. See the error log for the actual replacement strategy.

---

**BC381704****Explanation:**

A problem occurred during the IPL of the system.

**Response:**

The FRU callouts are calculated at the time of the failure. See the error log for the actual replacement strategy.

---

**BC381705****Explanation:**

A problem occurred during the IPL of the system.

**Response:**

The FRU callouts are calculated at the time of the failure. See the error log for the actual replacement strategy.

---

**BC381706****Explanation:**

During processor/memory subsystem initialization, an error was encountered: cpu\_master\_winkle returned an error.

**Response:**

The FRU callouts are calculated at the time of the failure. See the error log for the actual replacement strategy.

---

**BC381707****Explanation:**

A problem occurred during the IPL of the system.

**Response:**

The FRU callouts are calculated at the time of the failure. See the error log for the actual replacement strategy.

---

**BC38170A****Explanation:**

A problem occurred during the IPL of the system.

**Response:**

The FRU callouts are calculated at the time of the failure. See the error log for the actual replacement strategy.

---

**BC38170C****Explanation:**

A problem occurred during the IPL of the system.

**Response:**

The FRU callouts are calculated at the time of the failure. See the error log for the actual replacement strategy.

---

**BC38170D****Explanation:**

A problem isolated to firmware or firmware customization occurred during the IPL of the system.

**Response:**

The FRU callouts are calculated at the time of the failure. See the error log for the actual replacement strategy.

---

**BC38170E****Explanation:**

A problem isolated to firmware or firmware customization occurred during the IPL of the system.

**Response:**

The FRU callouts are calculated at the time of the failure. See the error log for the actual replacement strategy.

---

**BC381711****Explanation:**

Platform generated error. See User Data.

**Response:**

The FRU callouts are calculated at the time of the failure. See the error log for the actual replacement strategy.

---

**BC381712****Explanation:**

Platform generated error.

---

**Response:**

The FRU callouts are calculated at the time of the failure. See the error log for the actual replacement strategy.

---

**BC381713****Explanation:**

Platform generated error. See User Data.

**Response:**

The FRU callouts are calculated at the time of the failure. See the error log for the actual replacement strategy.

---

**BC381714****Explanation:**

A problem occurred during the IPL of the system.

**Response:**

The FRU callouts are calculated at the time of the failure. See the error log for the actual replacement strategy.

---

**BC381715****Explanation:**

A problem occurred during the IPL of the system.

**Response:**

The FRU callouts are calculated at the time of the failure. See the error log for the actual replacement strategy.

---

**BC381716****Explanation:**

A problem occurred during the IPL of the system.

**Response:**

The FRU callouts are calculated at the time of the failure. See the error log for the actual replacement strategy.

---

**BC38171A****Explanation:**

A problem occurred during the IPL of the system.

**Response:**

The FRU callouts are calculated at the time of the failure. See the error log for the actual replacement strategy.

---

**BC38171B****Explanation:**

A problem occurred during the IPL of the system.

**Response:**

The FRU callouts are calculated at the time of the failure. See the error log for the actual replacement strategy.

---

**BC38171C****Explanation:**

A problem occurred during the IPL of the system.

**Response:**

The FRU callouts are calculated at the time of the failure. See the error log for the actual replacement strategy.

---

**BC38171D****Explanation:**

Platform security problem detected.

**Response:**

The FRU callouts are calculated at the time of the failure. See the error log for the actual replacement strategy.

---

**BC38171E****Explanation:**

During processor/memory subsystem initialization, an error was encountered: There is no functional memory.

**Response:**

The FRU callouts are calculated at the time of the failure. See the error log for the actual replacement strategy.

---

**BC38171F****Explanation:**

A problem occurred during the IPL of the system.

**Response:**

The FRU callouts are calculated at the time of the failure. See the error log for the actual replacement strategy.

---

**BC381720****Explanation:**

A problem occurred during the IPL of the system.

**Response:**

The FRU callouts are calculated at the time of the failure. See the error log for the actual replacement strategy.

---

**BC381721****Explanation:**

Platform security problem detected.

**Response:**

The FRU callouts are calculated at the time of the failure. See the error log for the actual replacement strategy.

---

**BC381722****Explanation:**

Platform security problem detected.

**Response:**

The FRU callouts are calculated at the time of the failure. See the error log for the actual replacement strategy.

---

**BC381723****Explanation:**

Platform security problem detected.

**Response:**

The FRU callouts are calculated at the time of the failure. See the error log for the actual replacement strategy.

---

**BC381724****Explanation:**

Platform security problem detected.

**Response:**

The FRU callouts are calculated at the time of the failure. See the error log for the actual replacement strategy.

---

**BC381725****Explanation:**

Platform security problem detected.

**Response:**

The FRU callouts are calculated at the time of the failure. See the error log for the actual replacement strategy.

---

**BC381726****Explanation:**

Platform security problem detected.

**Response:**

The FRU callouts are calculated at the time of the failure. See the error log for the actual replacement strategy.

---

**BC381727****Explanation:**

Platform security problem detected.

**Response:**

The FRU callouts are calculated at the time of the failure. See the error log for the actual replacement strategy.

---

**BC381728****Explanation:**

Platform security problem detected.

**Response:**

The FRU callouts are calculated at the time of the failure. See the error log for the actual replacement strategy.

---

**BC381729****Explanation:**

Host firmware did not find enough hardware to continue the boot.

**Response:**

The FRU callouts are calculated at the time of the failure. See the error log for the actual replacement strategy.

---

**BC381732****Explanation:**

Illegal action during boot.

**Response:**

The FRU callouts are calculated at the time of the failure. See the error log for the actual replacement strategy.

---

**BC381735****Explanation:**

A problem occurred during the IPL of the system.

**Response:**

The FRU callouts are calculated at the time of the failure. See the error log for the actual replacement strategy.

---

**BC381736****Explanation:**

A problem occurred during the IPL of the system.

**Response:**

The FRU callouts are calculated at the time of the failure. See the error log for the actual replacement strategy.

---

**BC381737****Explanation:**

A problem occurred during the IPL of the system.

**Response:**

The FRU callouts are calculated at the time of the failure. See the error log for the actual replacement strategy.

---

**BC381738****Explanation:**

Processor Error.

**Response:**

The FRU callouts are calculated at the time of the failure. See the error log for the actual replacement strategy.

---

**BC381739****Explanation:**

A problem occurred during the IPL of the system and the system will reboot.

**Response:**

The FRU callouts are calculated at the time of the failure. See the error log for the actual replacement strategy.

---

**BC38173A****Explanation:**

A problem occurred during the IPL of the system.

**Response:**

The FRU callouts are calculated at the time of the failure. See the error log for the actual replacement strategy.

---

**BC381740**

**Explanation:**

During processor/memory subsystem initialization, an error was encountered: messages from other nodes have not returned in time.

**Response:**

The FRU callouts are calculated at the time of the failure. See the error log for the actual replacement strategy.

---

**BC381741**

**Explanation:**

During processor/memory subsystem initialization, an error was encountered: Freq attribute DATA timer thread failed.

**Response:**

The FRU callouts are calculated at the time of the failure. See the error log for the actual replacement strategy.

---

**BC381742**

**Explanation:**

Incompatible processor modules installed between drawers.

**Response:**

The FRU callouts are calculated at the time of the failure. See the error log for the actual replacement strategy.

---

**BC381743**

**Explanation:**

Incompatible processor modules installed between drawers.

**Response:**

The FRU callouts are calculated at the time of the failure. See the error log for the actual replacement strategy.

---

**BC381744**

**Explanation:**

Incompatible processor modules installed between drawers.

**Response:**

The FRU callouts are calculated at the time of the failure. See the error log for the actual replacement strategy.

---

**BC381745**

**Explanation:**

Incompatible processor modules installed between drawers.

**Response:**

The FRU callouts are calculated at the time of the failure. See the error log for the actual replacement strategy.

---

**BC381746**

**Explanation:**

Incompatible processor modules installed between drawers.

**Response:**

The FRU callouts are calculated at the time of the failure. See the error log for the actual replacement strategy.

---

**BC381747**

**Explanation:**

Host firmware did not find valid hardware to continue the boot.

**Response:**

The FRU callouts are calculated at the time of the failure. See the error log for the actual replacement strategy.

---

**BC381748**

**Explanation:**

Platform security problem detected.

**Response:**

The FRU callouts are calculated at the time of the failure. See the error log for the actual replacement strategy.

---

**BC381749**

**Explanation:**

Platform security problem detected.

**Response:**

The FRU callouts are calculated at the time of the failure. See the error log for the actual replacement strategy.

---

**BC38174A**

**Explanation:**

There was an error training the SMP cables.

**Response:**

The FRU callouts are calculated at the time of the failure. See the error log for the actual replacement strategy.

---

**BC38174C**

**Explanation:**

A problem isolated to firmware or firmware customization occurred during the IPL of the system.

**Response:**

The FRU callouts are calculated at the time of the failure. See the error log for the actual replacement strategy.

---

**BC38174D****Explanation:**

PNOR-IPMI not enabled, BMC firmware needs to be updated.

**Response:**

The FRU callouts are calculated at the time of the failure. See the error log for the actual replacement strategy.

---

**BC38174E****Explanation:**

During processor/memory subsystem initialization, an error was encountered: Kernel returned error when trying to activate core.

**Response:**

The FRU callouts are calculated at the time of the failure. See the error log for the actual replacement strategy.

---

**BC38174F****Explanation:**

Unexpected IPL firmware data load error.

**Response:**

The FRU callouts are calculated at the time of the failure. See the error log for the actual replacement strategy.

---

**BC381750****Explanation:**

Platform security problem detected.

**Response:**

The FRU callouts are calculated at the time of the failure. See the error log for the actual replacement strategy.

---

**BC381752****Explanation:**

Platform security problem detected.

**Response:**

The FRU callouts are calculated at the time of the failure. See the error log for the actual replacement strategy.

---

**BC381803****Explanation:**

Task analyzing HW errors has failed.

**Response:**

The FRU callouts are calculated at the time of the failure. See the error log for the actual replacement strategy.

---

**BC381804****Explanation:**

Task analyzing HW errors has failed.

**Response:**

The FRU callouts are calculated at the time of the failure. See the error log for the actual replacement strategy.

---

**BC381901****Explanation:**

A problem occurred during the IPL of the system.

**Response:**

The FRU callouts are calculated at the time of the failure. See the error log for the actual replacement strategy.

---

**BC381902****Explanation:**

A problem occurred during the IPL of the system.

**Response:**

The FRU callouts are calculated at the time of the failure. See the error log for the actual replacement strategy.

---

**BC381903****Explanation:**

A problem occurred during the IPL of the system.

**Response:**

The FRU callouts are calculated at the time of the failure. See the error log for the actual replacement strategy.

---

**BC381904****Explanation:**

A problem occurred during the IPL of the system.

**Response:**

The FRU callouts are calculated at the time of the failure. See the error log for the actual replacement strategy.

---

**BC38190C****Explanation:**

A problem occurred during the IPL of the system.

**Response:**

The FRU callouts are calculated at the time of the failure. See the error log for the actual replacement strategy.

---

**BC381A02****Explanation:**

During processor/memory subsystem initialization, an error was encountered: HDAT Header data not as expected.

**Response:**

The FRU callouts are calculated at the time of the failure. See the error log for the actual replacement strategy.

---

**BC381A03****Explanation:**

During processor/memory subsystem initialization, an error was encountered: Tuple is unallocated.

**Response:**

The FRU callouts are calculated at the time of the failure. See the error log for the actual replacement strategy.

---

**BC381A04****Explanation:**

During processor/memory subsystem initialization, an error was encountered: Section is not valid in standalone mode.

**Response:**

The FRU callouts are calculated at the time of the failure. See the error log for the actual replacement strategy.

---

**BC381A05****Explanation:**

During processor/memory subsystem initialization, an error was encountered: Error mapping in memory.

**Response:**

The FRU callouts are calculated at the time of the failure. See the error log for the actual replacement strategy.

---

**BC381A08****Explanation:**

During processor/memory subsystem initialization, an error was encountered: There is no host data for specified kind of payload.

**Response:**

The FRU callouts are calculated at the time of the failure. See the error log for the actual replacement strategy.

---

**BC381A0A****Explanation:**

During processor/memory subsystem initialization, an error was encountered: NACA data doesn't seem right.

**Response:**

The FRU callouts are calculated at the time of the failure. See the error log for the actual replacement strategy.

---

**BC381A0B****Explanation:**

During processor/memory subsystem initialization, an error was encountered: HDAT data block falls outside valid range.

**Response:**

The FRU callouts are calculated at the time of the failure. See the error log for the actual replacement strategy.

---

**BC381A0C****Explanation:**

During processor/memory subsystem initialization, an error was encountered: Unknown section requested.

**Response:**

The FRU callouts are calculated at the time of the failure. See the error log for the actual replacement strategy.

---

**BC381A16****Explanation:**

During processor/memory subsystem initialization, an error was encountered: Could not find a valid SPIRA of any type.

**Response:**

The FRU callouts are calculated at the time of the failure. See the error log for the actual replacement strategy.

---

**BC381A19****Explanation:**

During processor/memory subsystem initialization, an error was encountered: No associated DMI targeting target(s) found for given MEMBUF targeting target.

**Response:**

The FRU callouts are calculated at the time of the failure. See the error log for the actual replacement strategy.

---

**BC381A1A****Explanation:**

During processor/memory subsystem initialization, an error was encountered: The targeting type of the input targeting target is not supported by runtime code.

**Response:**

The FRU callouts are calculated at the time of the failure. See the error log for the actual replacement strategy.

---

**BC381A1B****Explanation:**

During processor/memory subsystem initialization, an error was encountered: No processor targeting target was found for the given targeting target.

**Response:**

The FRU callouts are calculated at the time of the failure. See the error log for the actual replacement strategy.

---

**BC381A1C****Explanation:**

Kernel failed to unmap memory.

**Response:**

The FRU callouts are calculated at the time of the failure. See the error log for the actual replacement strategy.

---

**BC381A1D****Explanation:**

During processor/memory subsystem initialization, an error was encountered: PM load complex unknown mode.

**Response:**

The FRU callouts are calculated at the time of the failure. See the error log for the actual replacement strategy.

---

**BC381A1E****Explanation:**

During processor/memory subsystem initialization, an error was encountered: HCODE scom update runtime interface not linked.

**Response:**

The FRU callouts are calculated at the time of the failure. See the error log for the actual replacement strategy.

---

**BC381A1F****Explanation:**

During processor/memory subsystem initialization, an error was encountered: HCODE SCOM update error.

**Response:**

The FRU callouts are calculated at the time of the failure. See the error log for the actual replacement strategy.

---

**BC381A20****Explanation:**

Firmware error during boot.

**Response:**

The FRU callouts are calculated at the time of the failure. See the error log for the actual replacement strategy.

---

**BC381A21****Explanation:**

Platform security problem detected.

**Response:**

The FRU callouts are calculated at the time of the failure. See the error log for the actual replacement strategy.

---

**BC381A22****Explanation:**

Platform security problem detected.

**Response:**

The FRU callouts are calculated at the time of the failure. See the error log for the actual replacement strategy.

---

**BC381A23****Explanation:**

Unexpected boot firmware error.

**Response:**

The FRU callouts are calculated at the time of the failure. See the error log for the actual replacement strategy.

---

**BC381A24****Explanation:**

Platform security problem detected.

**Response:**

The FRU callouts are calculated at the time of the failure. See the error log for the actual replacement strategy.

---

**BC381A25****Explanation:**

Platform security problem detected.

**Response:**

The FRU callouts are calculated at the time of the failure. See the error log for the actual replacement strategy.

---

**BC381A26****Explanation:**

Unexpected boot firmware error.

**Response:**

The FRU callouts are calculated at the time of the failure. See the error log for the actual replacement strategy.

---

**BC381A27****Explanation:**

During processor/memory subsystem initialization, an error was encountered: Unable to fill in HB data memory.

**Response:**

The FRU callouts are calculated at the time of the failure. See the error log for the actual replacement strategy.

---

**BC381A28**

**Explanation:**

Internal system error occurred.

**Response:**

The FRU callouts are calculated at the time of the failure. See the error log for the actual replacement strategy.

---

**BC381A29****Explanation:**

Internal system error occurred.

**Response:**

The FRU callouts are calculated at the time of the failure. See the error log for the actual replacement strategy.

---

**BC381A2A****Explanation:**

Platform security problem detected.

**Response:**

The FRU callouts are calculated at the time of the failure. See the error log for the actual replacement strategy.

---

**BC381A2B****Explanation:**

Platform security problem detected.

**Response:**

The FRU callouts are calculated at the time of the failure. See the error log for the actual replacement strategy.

---

**BC381A2C****Explanation:**

Platform security problem detected.

**Response:**

The FRU callouts are calculated at the time of the failure. See the error log for the actual replacement strategy.

---

**BC381A2D****Explanation:**

Platform security problem detected.

**Response:**

The FRU callouts are calculated at the time of the failure. See the error log for the actual replacement strategy.

---

**BC381A2E****Explanation:**

Platform security problem detected.

**Response:**

The FRU callouts are calculated at the time of the failure. See the error log for the actual replacement strategy.

---

**BC381A2F****Explanation:**

Platform security problem detected.

**Response:**

The FRU callouts are calculated at the time of the failure. See the error log for the actual replacement strategy.

---

**BC381A30****Explanation:**

Platform security problem detected.

**Response:**

The FRU callouts are calculated at the time of the failure. See the error log for the actual replacement strategy.

---

**BC381A31****Explanation:**

Platform security problem detected.

**Response:**

The FRU callouts are calculated at the time of the failure. See the error log for the actual replacement strategy.

---

**BC381A32****Explanation:**

During processor/memory subsystem initialization, an error was encountered: Error with Firmware Notify request.

**Response:**

The FRU callouts are calculated at the time of the failure. See the error log for the actual replacement strategy.

---

**BC381A34****Explanation:**

During processor/memory subsystem initialization, an error was encountered: SBE error recovery attempt failed.

**Response:**

The FRU callouts are calculated at the time of the failure. See the error log for the actual replacement strategy.

---

**BC381A35****Explanation:**

During processor/memory subsystem initialization, an error was encountered: SBE error recovery attempt failed.

**Response:**

The FRU callouts are calculated at the time of the failure. See the error log for the actual replacement strategy.

---



---

**BC381A37****Explanation:**

During processor/memory subsystem initialization, an error was encountered: The Firmware Request call failed.

**Response:**

The FRU callouts are calculated at the time of the failure. See the error log for the actual replacement strategy.

---

**BC381A38****Explanation:**

During processor/memory subsystem initialization, an error was encountered: The Firmware Request call failed.

**Response:**

The FRU callouts are calculated at the time of the failure. See the error log for the actual replacement strategy.

---

**BC381A39****Explanation:**

During processor/memory subsystem initialization, an error was encountered: The Firmware Request call failed.

**Response:**

The FRU callouts are calculated at the time of the failure. See the error log for the actual replacement strategy.

---

**BC381A3A****Explanation:**

Firmware encountered an internal error.

**Response:**

The FRU callouts are calculated at the time of the failure. See the error log for the actual replacement strategy.

---

**BC381A3B****Explanation:**

Firmware encountered an internal error.

**Response:**

The FRU callouts are calculated at the time of the failure. See the error log for the actual replacement strategy.

---

**BC381A3C****Explanation:**

During processor/memory subsystem initialization, an error was encountered: Attribute failed to update on HBRT side.

**Response:**

The FRU callouts are calculated at the time of the failure. See the error log for the actual replacement strategy.

---

**BC381A3D****Explanation:**

Hostboot attempted to reserve memory outside of allowed range.

**Response:**

The FRU callouts are calculated at the time of the failure. See the error log for the actual replacement strategy.

---

**BC381A3E****Explanation:**

During processor/memory subsystem initialization, an error was encountered: messages from other nodes have not returned in time.

**Response:**

The FRU callouts are calculated at the time of the failure. See the error log for the actual replacement strategy.

---

**BC381A3F****Explanation:**

During processor/memory subsystem initialization, an error was encountered: sendSBESystemConfig timer thread failed.

**Response:**

The FRU callouts are calculated at the time of the failure. See the error log for the actual replacement strategy.

---

**BC381A40****Explanation:**

Informational log containing historic data.

**Response:**

The FRU callouts are calculated at the time of the failure. See the error log for the actual replacement strategy.

---

**BC381A42****Explanation:**

Failure in the security subsystem.

**Response:**

The FRU callouts are calculated at the time of the failure. See the error log for the actual replacement strategy.

---

**BC381A43****Explanation:**

Failure in the security subsystem.

**Response:**

The FRU callouts are calculated at the time of the failure. See the error log for the actual replacement strategy.

---

**BC381A44****Explanation:**

Firmware error initializing system data structures during boot.

**Response:**

The FRU callouts are calculated at the time of the failure. See the error log for the actual replacement strategy.

---

**BC381B01****Explanation:**

Boot firmware has crashed with an internal error.

**Response:**

The FRU callouts are calculated at the time of the failure. See the error log for the actual replacement strategy.

---

**BC381B02****Explanation:**

Boot firmware has crashed with an internal error.

**Response:**

The FRU callouts are calculated at the time of the failure. See the error log for the actual replacement strategy.

---

**BC381B03****Explanation:**

Boot firmware has crashed with an internal error.

**Response:**

The FRU callouts are calculated at the time of the failure. See the error log for the actual replacement strategy.

---

**BC381C01****Explanation:**

During processor/memory subsystem initialization, an error was encountered: Inband buffer size less than 8 bytes or NULL data buffer.

**Response:**

The FRU callouts are calculated at the time of the failure. See the error log for the actual replacement strategy.

---

**BC381C02****Explanation:**

During processor/memory subsystem initialization, an error was encountered: inband scom invalid operation type.

**Response:**

The FRU callouts are calculated at the time of the failure. See the error log for the actual replacement strategy.

---

**BC381C03****Explanation:**

During processor/memory subsystem initialization, an error was encountered: System configuration does not have a Parent DMI for the current centaur.

**Response:**

The FRU callouts are calculated at the time of the failure. See the error log for the actual replacement strategy.

---

**BC381C05****Explanation:**

During processor/memory subsystem initialization, an error was encountered: SUE Encountered when collecting IBSCOM Error Data.

**Response:**

The FRU callouts are calculated at the time of the failure. See the error log for the actual replacement strategy.

---

**BC381C06****Explanation:**

During processor/memory subsystem initialization, an error was encountered: Bus failure when attempting to perform IBSCOM operation. IBSCOM disabled.

**Response:**

The FRU callouts are calculated at the time of the failure. See the error log for the actual replacement strategy.

---

**BC381C07****Explanation:**

During processor/memory subsystem initialization, an error was encountered: The provided address is over 32 bits long which makes it invalid.

**Response:**

The FRU callouts are calculated at the time of the failure. See the error log for the actual replacement strategy.

---

**BC381C08****Explanation:**

During processor/memory subsystem initialization, an error was encountered: PIB error when attempting to perform IBSCOM operation.

**Response:**

The FRU callouts are calculated at the time of the failure. See the error log for the actual replacement strategy.

---

**BC381C09**

**Explanation:**

During processor/memory subsystem initialization, an error was encountered: Detected error doesn't match the address we failed on.

**Response:**

The FRU callouts are calculated at the time of the failure. See the error log for the actual replacement strategy.

---

**BC381C0A****Explanation:**

During processor/memory subsystem initialization, an error was encountered: Previous error disabled ibscom, so forcing a retry via FSI.

**Response:**

The FRU callouts are calculated at the time of the failure. See the error log for the actual replacement strategy.

---

**BC381D01****Explanation:**

A problem occurred during the IPL of the system.

**Response:**

The FRU callouts are calculated at the time of the failure. See the error log for the actual replacement strategy.

---

**BC381D03****Explanation:**

During processor/memory subsystem initialization, an error was encountered: The record enumeration did not have a corresponding string value.

**Response:**

The FRU callouts are calculated at the time of the failure. See the error log for the actual replacement strategy.

---

**BC381D04****Explanation:**

A problem occurred during the IPL of the system.

**Response:**

The FRU callouts are calculated at the time of the failure. See the error log for the actual replacement strategy.

---

**BC381D05****Explanation:**

During processor/memory subsystem initialization, an error was encountered: Record name does not match value expected for offset read.

**Response:**

The FRU callouts are calculated at the time of the failure. See the error log for the actual replacement strategy.

---

**BC381D06****Explanation:**

During processor/memory subsystem initialization, an error was encountered: Buffer for checking Presence Detect was not the correct size.

**Response:**

The FRU callouts are calculated at the time of the failure. See the error log for the actual replacement strategy.

---

**BC381D07****Explanation:**

During processor/memory subsystem initialization, an error was encountered: Invalid Basic Memory Type.

**Response:**

The FRU callouts are calculated at the time of the failure. See the error log for the actual replacement strategy.

---

**BC381D09****Explanation:**

A problem occurred during the IPL of the system.

**Response:**

The FRU callouts are calculated at the time of the failure. See the error log for the actual replacement strategy.

---

**BC381D0B****Explanation:**

A problem occurred during the IPL of the system.

**Response:**

The FRU callouts are calculated at the time of the failure. See the error log for the actual replacement strategy.

---

**BC381D0D****Explanation:**

A problem occurred during the IPL of the system.

**Response:**

The FRU callouts are calculated at the time of the failure. See the error log for the actual replacement strategy.

---

**BC381D0E****Explanation:**

A problem occurred during the IPL of the system.

**Response:**

The FRU callouts are calculated at the time of the failure. See the error log for the actual replacement strategy.

---

**BC381D0F****Explanation:**

A problem occurred during the IPL of the system.

---

**Response:**

The FRU callouts are calculated at the time of the failure. See the error log for the actual replacement strategy.

---

**BC381D10****Explanation:**

A problem occurred during the IPL of the system.

**Response:**

The FRU callouts are calculated at the time of the failure. See the error log for the actual replacement strategy.

---

**BC381D11****Explanation:**

A problem occurred during the IPL of the system.

**Response:**

The FRU callouts are calculated at the time of the failure. See the error log for the actual replacement strategy.

---

**BC381D14****Explanation:**

A problem occurred during the IPL of the system.

**Response:**

The FRU callouts are calculated at the time of the failure. See the error log for the actual replacement strategy.

---

**BC381D15****Explanation:**

A problem occurred during the IPL of the system.

**Response:**

The FRU callouts are calculated at the time of the failure. See the error log for the actual replacement strategy.

---

**BC381D16****Explanation:**

During processor/memory subsystem initialization, an error was encountered: Requested VPD type is invalid or not supported at runtime.

**Response:**

The FRU callouts are calculated at the time of the failure. See the error log for the actual replacement strategy.

---

**BC381D1A****Explanation:**

During processor/memory subsystem initialization, an error was encountered: Hypervisor returned NULL address for VPD.

**Response:**

The FRU callouts are calculated at the time of the failure. See the error log for the actual replacement strategy.

---

**BC381D1B****Explanation:**

During processor/memory subsystem initialization, an error was encountered: Reserved size in memory insufficient for runtime VPD.

**Response:**

The FRU callouts are calculated at the time of the failure. See the error log for the actual replacement strategy.

---

**BC381D30****Explanation:**

During processor/memory subsystem initialization, an error was encountered: The VHDR was invalid.

**Response:**

The FRU callouts are calculated at the time of the failure. See the error log for the actual replacement strategy.

---

**BC381D31****Explanation:**

During processor/memory subsystem initialization, an error was encountered: Unable to resolve the VPD source (PNOR or SEEPROM).

**Response:**

The FRU callouts are calculated at the time of the failure. See the error log for the actual replacement strategy.

---

**BC381D32****Explanation:**

During processor/memory subsystem initialization, an error was encountered: writePNOR mm\_remove\_pages FLUSH failed.

**Response:**

The FRU callouts are calculated at the time of the failure. See the error log for the actual replacement strategy.

---

**BC381D33****Explanation:**

During processor/memory subsystem initialization, an error was encountered: Unexpected target type.

**Response:**

The FRU callouts are calculated at the time of the failure. See the error log for the actual replacement strategy.

---

**BC381D34****Explanation:**

During processor/memory subsystem initialization, an error was encountered: Unable to resolve the VPD destination (PNOR or SEEPROM).

**Response:**

The FRU callouts are calculated at the time of the failure. See the error log for the actual replacement strategy.

---

**BC381D35**

**Explanation:**

Fatal firmware boot error.

**Response:**

The FRU callouts are calculated at the time of the failure. See the error log for the actual replacement strategy.

---

**BC381D36**

**Explanation:**

During processor/memory subsystem initialization, an error was encountered: Invalid data length.

**Response:**

The FRU callouts are calculated at the time of the failure. See the error log for the actual replacement strategy.

---

**BC381D37**

**Explanation:**

During processor/memory subsystem initialization, an error was encountered: MBOX send not supported in HBRT.

**Response:**

The FRU callouts are calculated at the time of the failure. See the error log for the actual replacement strategy.

---

**BC381D3B**

**Explanation:**

During processor/memory subsystem initialization, an error was encountered: Node for VPD is too large.

**Response:**

The FRU callouts are calculated at the time of the failure. See the error log for the actual replacement strategy.

---

**BC381D3C**

**Explanation:**

Firmware error writing VPD.

**Response:**

The FRU callouts are calculated at the time of the failure. See the error log for the actual replacement strategy.

---

**BC381D3D**

**Explanation:**

Runtime vital product data update failure.

**Response:**

The FRU callouts are calculated at the time of the failure. See the error log for the actual replacement strategy.

---

**BC381D3E**

**Explanation:**

Firmware configuration error.

**Response:**

The FRU callouts are calculated at the time of the failure. See the error log for the actual replacement strategy.

---

**BC381D3F**

**Explanation:**

Firmware error during boot.

**Response:**

The FRU callouts are calculated at the time of the failure. See the error log for the actual replacement strategy.

---

**BC381E05**

**Explanation:**

A problem occurred during the IPL of the system.

**Response:**

The FRU callouts are calculated at the time of the failure. See the error log for the actual replacement strategy.

---

**BC381E07**

**Explanation:**

Secure Boot firmware validation failed.

**Response:**

The FRU callouts are calculated at the time of the failure. See the error log for the actual replacement strategy.

---

**BC381E09**

**Explanation:**

Unexpected internal firmware error.

**Response:**

The FRU callouts are calculated at the time of the failure. See the error log for the actual replacement strategy.

---

**BC381E0B**

**Explanation:**

Security failure occurred during the IPL of the system.

**Response:**

The FRU callouts are calculated at the time of the failure. See the error log for the actual replacement strategy.

---

**BC381E0C**

**Explanation:**

Boot firmware integrity issue; Reinstall boot firmware.

**Response:**

The FRU callouts are calculated at the time of the failure. See the error log for the actual replacement strategy.

---

**BC381E0D**

**Explanation:**

Firmware Error.

**Response:**

The FRU callouts are calculated at the time of the failure. See the error log for the actual replacement strategy.

---

**BC381E0E**

**Explanation:**

Platform security problem detected.

**Response:**

The FRU callouts are calculated at the time of the failure. See the error log for the actual replacement strategy.

---

**BC381E0F**

**Explanation:**

Firmware Error.

**Response:**

The FRU callouts are calculated at the time of the failure. See the error log for the actual replacement strategy.

---

**BC381E10**

**Explanation:**

Firmware Error.

**Response:**

The FRU callouts are calculated at the time of the failure. See the error log for the actual replacement strategy.

---

**BC381E11**

**Explanation:**

Firmware Error.

**Response:**

The FRU callouts are calculated at the time of the failure. See the error log for the actual replacement strategy.

---

**BC381E12**

**Explanation:**

Firmware Error.

**Response:**

The FRU callouts are calculated at the time of the failure. See the error log for the actual replacement strategy.

---

**BC381E13**

**Explanation:**

Boot firmware integrity issue; Reinstall boot firmware.

**Response:**

The FRU callouts are calculated at the time of the failure. See the error log for the actual replacement strategy.

---

**BC381E14**

**Explanation:**

Secure Boot failure.

**Response:**

The FRU callouts are calculated at the time of the failure. See the error log for the actual replacement strategy.

---

**BC381E15**

**Explanation:**

Planar jumper configuration.

**Response:**

The FRU callouts are calculated at the time of the failure. See the error log for the actual replacement strategy.

---

**BC381E16**

**Explanation:**

A problem occurred during the IPL of the system.

**Response:**

The FRU callouts are calculated at the time of the failure. See the error log for the actual replacement strategy.

---

**BC381E17**

**Explanation:**

Could not allocate any requested SMF memory.

**Response:**

The FRU callouts are calculated at the time of the failure. See the error log for the actual replacement strategy.

---

**BC381E18**

**Explanation:**

SMF secure memory allocation request altered to satisfy memory allocation rules.

**Response:**

The FRU callouts are calculated at the time of the failure. See the error log for the actual replacement strategy.

---

**BC381E20**

**Explanation:**

Secure Boot failure.

**Response:**

The FRU callouts are calculated at the time of the failure. See the error log for the actual replacement strategy.

---

**BC381E21****Explanation:**

Secure Boot failure.

**Response:**

The FRU callouts are calculated at the time of the failure. See the error log for the actual replacement strategy.

---

**BC381E22****Explanation:**

Secure Boot failure.

**Response:**

The FRU callouts are calculated at the time of the failure. See the error log for the actual replacement strategy.

---

**BC381E23****Explanation:**

Secure Boot failure.

**Response:**

The FRU callouts are calculated at the time of the failure. See the error log for the actual replacement strategy.

---

**BC381E24****Explanation:**

Secure Boot failure.

**Response:**

The FRU callouts are calculated at the time of the failure. See the error log for the actual replacement strategy.

---

**BC381E25****Explanation:**

Secure Boot failure.

**Response:**

The FRU callouts are calculated at the time of the failure. See the error log for the actual replacement strategy.

---

**BC381E26****Explanation:**

Secure Boot failure.

**Response:**

The FRU callouts are calculated at the time of the failure. See the error log for the actual replacement strategy.

---

**BC381E27****Explanation:**

Secure Boot failure.

**Response:**

The FRU callouts are calculated at the time of the failure. See the error log for the actual replacement strategy.

---

**BC381E28****Explanation:**

Secure Boot failure.

**Response:**

The FRU callouts are calculated at the time of the failure. See the error log for the actual replacement strategy.

---

**BC381E29****Explanation:**

Secure Boot failure.

**Response:**

The FRU callouts are calculated at the time of the failure. See the error log for the actual replacement strategy.

---

**BC381E2A****Explanation:**

Secure Boot failure.

**Response:**

The FRU callouts are calculated at the time of the failure. See the error log for the actual replacement strategy.

---

**BC381E2B****Explanation:**

Secure Boot failure.

**Response:**

The FRU callouts are calculated at the time of the failure. See the error log for the actual replacement strategy.

---

**BC381E2D****Explanation:**

During processor/memory subsystem initialization, an error was encountered: Could not fetch primary TPM's Log.

**Response:**

The FRU callouts are calculated at the time of the failure. See the error log for the actual replacement strategy.

---

**BC381E30****Explanation:**

Trusted Boot failure.

**Response:**

The FRU callouts are calculated at the time of the failure. See the error log for the actual replacement strategy.

---

**BC381E31****Explanation:**

Trusted Boot failure.

**Response:**

The FRU callouts are calculated at the time of the failure. See the error log for the actual replacement strategy.

---

**BC381E32****Explanation:**

Trusted Boot failure.

**Response:**

The FRU callouts are calculated at the time of the failure. See the error log for the actual replacement strategy.

---

**BC381E33****Explanation:**

Trusted Boot failure.

**Response:**

The FRU callouts are calculated at the time of the failure. See the error log for the actual replacement strategy.

---

**BC381E34****Explanation:**

Trusted Boot failure.

**Response:**

The FRU callouts are calculated at the time of the failure. See the error log for the actual replacement strategy.

---

**BC381E41****Explanation:**

A problem occurred during the IPL of the system.

**Response:**

The FRU callouts are calculated at the time of the failure. See the error log for the actual replacement strategy.

---

**BC381E42****Explanation:**

A problem occurred during the IPL of the system.

**Response:**

The FRU callouts are calculated at the time of the failure. See the error log for the actual replacement strategy.

---

**BC381E43****Explanation:**

A problem occurred during the IPL of the system.

**Response:**

The FRU callouts are calculated at the time of the failure. See the error log for the actual replacement strategy.

---

**BC381E44****Explanation:**

Physical Presence was Asserted.

**Response:**

The FRU callouts are calculated at the time of the failure. See the error log for the actual replacement strategy.

---

**BC381E45****Explanation:**

Re-IPLing to open a Physical Presence Window.

**Response:**

The FRU callouts are calculated at the time of the failure. See the error log for the actual replacement strategy.

---

**BC381E46****Explanation:**

A problem occurred during the IPL of the system.

**Response:**

The FRU callouts are calculated at the time of the failure. See the error log for the actual replacement strategy.

---

**BC381E47****Explanation:**

Detected Special Key Clear Request.

**Response:**

The FRU callouts are calculated at the time of the failure. See the error log for the actual replacement strategy.

---

**BC381F01****Explanation:**

During processor/memory subsystem initialization, an error was encountered: IPC service provider received an unexpected message.

**Response:**

The FRU callouts are calculated at the time of the failure. See the error log for the actual replacement strategy.

---

**BC382201****Explanation:**

A problem occurred while updating processor boot code.

**Response:**

The FRU callouts are calculated at the time of the failure. See the error log for the actual replacement strategy.



---

**BC382202****Explanation:**

A problem occurred while updating processor boot code.

**Response:**

The FRU callouts are calculated at the time of the failure. See the error log for the actual replacement strategy.

---

**BC382203****Explanation:**

A problem occurred while updating processor boot code.

**Response:**

The FRU callouts are calculated at the time of the failure. See the error log for the actual replacement strategy.

---

**BC382204****Explanation:**

A problem occurred while updating processor boot code.

**Response:**

The FRU callouts are calculated at the time of the failure. See the error log for the actual replacement strategy.

---

**BC382206****Explanation:**

A problem occurred while updating processor boot code.

**Response:**

The FRU callouts are calculated at the time of the failure. See the error log for the actual replacement strategy.

---

**BC382207****Explanation:**

A problem occurred while updating processor boot code.

**Response:**

The FRU callouts are calculated at the time of the failure. See the error log for the actual replacement strategy.

---

**BC382208****Explanation:**

A problem occurred while updating processor boot code.

**Response:**

The FRU callouts are calculated at the time of the failure. See the error log for the actual replacement strategy.

---

---

**BC38220A****Explanation:**

A problem occurred while updating processor boot code.

**Response:**

The FRU callouts are calculated at the time of the failure. See the error log for the actual replacement strategy.

---

**BC38220B****Explanation:**

A problem occurred while updating processor boot code.

**Response:**

The FRU callouts are calculated at the time of the failure. See the error log for the actual replacement strategy.

---

**BC38220D****Explanation:**

A problem occurred while updating processor boot code.

**Response:**

The FRU callouts are calculated at the time of the failure. See the error log for the actual replacement strategy.

---

**BC38220E****Explanation:**

During processor/memory subsystem initialization, an error was encountered: Invalid Boot SEEPROM Side Found.

**Response:**

The FRU callouts are calculated at the time of the failure. See the error log for the actual replacement strategy.

---

**BC38220F****Explanation:**

ECC or Data Miscompare Fail Reading Back Self Boot Engine (SBE) Version Information.

**Response:**

The FRU callouts are calculated at the time of the failure. See the error log for the actual replacement strategy.

---

**BC382210****Explanation:**

A problem occurred while updating processor boot code.

**Response:**

The FRU callouts are calculated at the time of the failure. See the error log for the actual replacement strategy.

---

---

**BC382211****Explanation:**

A problem occurred while updating processor boot code.

**Response:**

The FRU callouts are calculated at the time of the failure. See the error log for the actual replacement strategy.

---

**BC382212****Explanation:**

Successful Update of Self Boot Engine (SBE) SEEPROM SBE Version Information.

**Response:**

The FRU callouts are calculated at the time of the failure. See the error log for the actual replacement strategy.

---

**BC382213****Explanation:**

Self Boot Engine (SBE) Version Miscompare with Master Target.

**Response:**

The FRU callouts are calculated at the time of the failure. See the error log for the actual replacement strategy.

---

**BC382214****Explanation:**

During processor/memory subsystem initialization, an error was encountered: Error Associated with Updating this Target.

**Response:**

The FRU callouts are calculated at the time of the failure. See the error log for the actual replacement strategy.

---

**BC382215****Explanation:**

Self Boot Engine (SBE) Image Version Miscompare with Master Target.

**Response:**

The FRU callouts are calculated at the time of the failure. See the error log for the actual replacement strategy.

---

**BC382218****Explanation:**

A problem occurred while updating processor boot code.

**Response:**

The FRU callouts are calculated at the time of the failure. See the error log for the actual replacement strategy.

---

**BC382219****Explanation:**

A problem occurred while updating processor boot code.

**Response:**

The FRU callouts are calculated at the time of the failure. See the error log for the actual replacement strategy.

---

**BC38221A****Explanation:**

A problem occurred while updating processor boot code.

**Response:**

The FRU callouts are calculated at the time of the failure. See the error log for the actual replacement strategy.

---

**BC38221B****Explanation:**

SBE is not being updated.

**Response:**

The FRU callouts are calculated at the time of the failure. See the error log for the actual replacement strategy.

---

**BC38221D****Explanation:**

Chip level is invalid.

**Response:**

The FRU callouts are calculated at the time of the failure. See the error log for the actual replacement strategy.

---

**BC38221E****Explanation:**

A problem occurred while updating processor boot code.

**Response:**

The FRU callouts are calculated at the time of the failure. See the error log for the actual replacement strategy.

---

**BC38221F****Explanation:**

A problem occurred while updating processor boot code.

**Response:**

The FRU callouts are calculated at the time of the failure. See the error log for the actual replacement strategy.

---

**BC382300****Explanation:**

A problem occurred during the IPL of the system.

**Response:**

The FRU callouts are calculated at the time of the failure. See the error log for the actual replacement strategy.

---

**BC382301**

**Explanation:**

A problem occurred during the IPL of the system.

**Response:**

The FRU callouts are calculated at the time of the failure. See the error log for the actual replacement strategy.

---

**BC382302**

**Explanation:**

A problem occurred during the IPL of the system.

**Response:**

The FRU callouts are calculated at the time of the failure. See the error log for the actual replacement strategy.

---

**BC382303**

**Explanation:**

A problem occurred during the IPL of the system.

**Response:**

The FRU callouts are calculated at the time of the failure. See the error log for the actual replacement strategy.

---

**BC382310**

**Explanation:**

A problem occurred during the IPL of the system.

**Response:**

The FRU callouts are calculated at the time of the failure. See the error log for the actual replacement strategy.

---

**BC382401**

**Explanation:**

Firmware error accessing internal bus during IPL.

**Response:**

The FRU callouts are calculated at the time of the failure. See the error log for the actual replacement strategy.

---

**BC382403**

**Explanation:**

Firmware error accessing internal bus during IPL.

**Response:**

The FRU callouts are calculated at the time of the failure. See the error log for the actual replacement strategy.

---

**BC382404**

**Explanation:**

Error(s) found in OPB Status Register.

**Response:**

The FRU callouts are calculated at the time of the failure. See the error log for the actual replacement strategy.

---

**BC382405**

**Explanation:**

Unsupported Reset Level requested.

**Response:**

The FRU callouts are calculated at the time of the failure. See the error log for the actual replacement strategy.

---

**BC382406**

**Explanation:**

Firmware error during boot flash diagnostics.

**Response:**

The FRU callouts are calculated at the time of the failure. See the error log for the actual replacement strategy.

---

**BC382407**

**Explanation:**

Firmware error during boot flash diagnostics.

**Response:**

The FRU callouts are calculated at the time of the failure. See the error log for the actual replacement strategy.

---

**BC382408**

**Explanation:**

Firmware error during boot flash diagnostics.

**Response:**

The FRU callouts are calculated at the time of the failure. See the error log for the actual replacement strategy.

---

**BC382409**

**Explanation:**

Firmware error during boot flash diagnostics.

**Response:**

The FRU callouts are calculated at the time of the failure. See the error log for the actual replacement strategy.

---

**BC38240A**

**Explanation:**

Error(s) found in LPCHC Status Register.

**Response:**

The FRU callouts are calculated at the time of the failure. See the error log for the actual replacement strategy.

---

---

**BC382501****Explanation:**

Firmware error during system boot.

**Response:**

The FRU callouts are calculated at the time of the failure. See the error log for the actual replacement strategy.

---

**BC382502****Explanation:**

Firmware error.

**Response:**

The FRU callouts are calculated at the time of the failure. See the error log for the actual replacement strategy.

---

**BC382503****Explanation:**

Firmware error during IPMI event handling.

**Response:**

The FRU callouts are calculated at the time of the failure. See the error log for the actual replacement strategy.

---

**BC382504****Explanation:**

During processor/memory subsystem initialization, an error was encountered: Command not valid for this sensor.

**Response:**

The FRU callouts are calculated at the time of the failure. See the error log for the actual replacement strategy.

---

**BC382505****Explanation:**

During processor/memory subsystem initialization, an error was encountered: Set sensor reading command failed.

**Response:**

The FRU callouts are calculated at the time of the failure. See the error log for the actual replacement strategy.

---

**BC382506****Explanation:**

During processor/memory subsystem initialization, an error was encountered: Set sensor reading command failed.

**Response:**

The FRU callouts are calculated at the time of the failure. See the error log for the actual replacement strategy.

---

**BC382507****Explanation:**

During processor/memory subsystem initialization, an error was encountered: Requested sensor is not present.

**Response:**

The FRU callouts are calculated at the time of the failure. See the error log for the actual replacement strategy.

---

**BC382508****Explanation:**

During processor/memory subsystem initialization, an error was encountered: Set sensor reading command failed.

**Response:**

The FRU callouts are calculated at the time of the failure. See the error log for the actual replacement strategy.

---

**BC382509****Explanation:**

Unexpected IPMI completion code from the BMC.

**Response:**

The FRU callouts are calculated at the time of the failure. See the error log for the actual replacement strategy.

---

**BC38250A****Explanation:**

The DCMI command to retrieve the power limit data from the BMC has failed, the user defined power limit cannot be applied.

**Response:**

The FRU callouts are calculated at the time of the failure. See the error log for the actual replacement strategy.

---

**BC38250B****Explanation:**

Request to get sensor reading IPMI completion code can be seen in userdata1 field of the log.

**Response:**

The FRU callouts are calculated at the time of the failure. See the error log for the actual replacement strategy.

---

**BC38250C****Explanation:**

During processor/memory subsystem initialization, an error was encountered: Request to get sensor type form the bmc failed.

**Response:**

The FRU callouts are calculated at the time of the failure. See the error log for the actual replacement strategy.

---

**BC38250D****Explanation:**

Unable to determine sensor information.

**Response:**

The FRU callouts are calculated at the time of the failure. See the error log for the actual replacement strategy.

---

**BC38250E****Explanation:**

During processor/memory subsystem initialization, an error was encountered: VPD data is invalid size.

**Response:**

The FRU callouts are calculated at the time of the failure. See the error log for the actual replacement strategy.

---

**BC38250F****Explanation:**

The passed in sensor number is not valid.

**Response:**

The FRU callouts are calculated at the time of the failure. See the error log for the actual replacement strategy.

---

**BC382510****Explanation:**

Unable to find a valid sensor setting.

**Response:**

The FRU callouts are calculated at the time of the failure. See the error log for the actual replacement strategy.

---

**BC382601****Explanation:**

During processor/memory subsystem initialization, an error was encountered: OCC is not valid.

**Response:**

The FRU callouts are calculated at the time of the failure. See the error log for the actual replacement strategy.

---

**BC382605****Explanation:**

During processor/memory subsystem initialization, an error was encountered: OCC not ready for target state.

**Response:**

The FRU callouts are calculated at the time of the failure. See the error log for the actual replacement strategy.

---

**BC38260E****Explanation:**

During processor/memory subsystem initialization, an error was encountered: Unable to send cmd to OCC exception.

**Response:**

The FRU callouts are calculated at the time of the failure. See the error log for the actual replacement strategy.

---

**BC382616****Explanation:**

During processor/memory subsystem initialization, an error was encountered: Homer pointer is nullptr, unable to communicate with the OCCs. Leaving system in safe mode.

**Response:**

The FRU callouts are calculated at the time of the failure. See the error log for the actual replacement strategy.

---

**BC382618****Explanation:**

During processor/memory subsystem initialization, an error was encountered: Invalid response length received.

**Response:**

The FRU callouts are calculated at the time of the failure. See the error log for the actual replacement strategy.

---

**BC382619****Explanation:**

During processor/memory subsystem initialization, an error was encountered: OCC response had checksum failure.

**Response:**

The FRU callouts are calculated at the time of the failure. See the error log for the actual replacement strategy.

---

**BC38261B****Explanation:**

During processor/memory subsystem initialization, an error was encountered: Invalid length in OCC response.

**Response:**

The FRU callouts are calculated at the time of the failure. See the error log for the actual replacement strategy.

---

**BC38261C****Explanation:**

During processor/memory subsystem initialization, an error was encountered: Invalid POLL response length.

**Response:**

The FRU callouts are calculated at the time of the failure. See the error log for the actual replacement strategy.

---

**BC38261D**

**Explanation:**

During processor/memory subsystem initialization, an error was encountered: Bad FRU data received in OCC error log.

**Response:**

The FRU callouts are calculated at the time of the failure. See the error log for the actual replacement strategy.

---

**BC382622**

**Explanation:**

During processor/memory subsystem initialization, an error was encountered: Invalid role is POLL response.

**Response:**

The FRU callouts are calculated at the time of the failure. See the error log for the actual replacement strategy.

---

**BC382623**

**Explanation:**

During processor/memory subsystem initialization, an error was encountered: Invalid OCC state requested.

**Response:**

The FRU callouts are calculated at the time of the failure. See the error log for the actual replacement strategy.

---

**BC382624**

**Explanation:**

During processor/memory subsystem initialization, an error was encountered: OCC comm not established or command is not supported.

**Response:**

The FRU callouts are calculated at the time of the failure. See the error log for the actual replacement strategy.

---

**BC382625**

**Explanation:**

During processor/memory subsystem initialization, an error was encountered: OCCs were not loaded/started successfully.

**Response:**

The FRU callouts are calculated at the time of the failure. See the error log for the actual replacement strategy.

---

**BC382626**

**Explanation:**

During processor/memory subsystem initialization, an error was encountered: OCC did not change to requested state.

**Response:**

The FRU callouts are calculated at the time of the failure. See the error log for the actual replacement strategy.

---

**BC382635**

**Explanation:**

During processor/memory subsystem initialization, an error was encountered: Timeout waiting for OCC response.

**Response:**

The FRU callouts are calculated at the time of the failure. See the error log for the actual replacement strategy.

---

**BC382645**

**Explanation:**

During processor/memory subsystem initialization, an error was encountered: No OCC target found for proc Target,.

**Response:**

The FRU callouts are calculated at the time of the failure. See the error log for the actual replacement strategy.

---

**BC382655**

**Explanation:**

During processor/memory subsystem initialization, an error was encountered: No OCC master was found.

**Response:**

The FRU callouts are calculated at the time of the failure. See the error log for the actual replacement strategy.

---

**BC382656**

**Explanation:**

During processor/memory subsystem initialization, an error was encountered: OCC reset threshold reached. Leaving OCCs in reset state.

**Response:**

The FRU callouts are calculated at the time of the failure. See the error log for the actual replacement strategy.

---

**BC382663**

**Explanation:**

During processor/memory subsystem initialization, an error was encountered: Invalid OCC error log data.

**Response:**

The FRU callouts are calculated at the time of the failure. See the error log for the actual replacement strategy.

---

**BC38267D****Explanation:**

During processor/memory subsystem initialization, an error was encountered: Bad FRU data received in OCC error log.

**Response:**

The FRU callouts are calculated at the time of the failure. See the error log for the actual replacement strategy.

---

**BC38267F****Explanation:**

During processor/memory subsystem initialization, an error was encountered: No FRU callouts found for non-info OCC Error.

**Response:**

The FRU callouts are calculated at the time of the failure. See the error log for the actual replacement strategy.

---

**BC382701****Explanation:**

During processor/memory subsystem initialization, an error was encountered: Invalid operation type.

**Response:**

The FRU callouts are calculated at the time of the failure. See the error log for the actual replacement strategy.

---

**BC382702****Explanation:**

A problem was detected during the IPL of the system: Device type not supported.

**Response:**

The FRU callouts are calculated at the time of the failure. See the error log for the actual replacement strategy.

---

**BC382703****Explanation:**

Unexpected trusted boot related failure.

**Response:**

The FRU callouts are calculated at the time of the failure. See the error log for the actual replacement strategy.

---

**BC382705****Explanation:**

During processor/memory subsystem initialization, an error was encountered: I2C master entity path doesn't exist.

**Response:**

The FRU callouts are calculated at the time of the failure. See the error log for the actual replacement strategy.

---

**BC382706****Explanation:**

During processor/memory subsystem initialization, an error was encountered: I2C master path target is null.

**Response:**

The FRU callouts are calculated at the time of the failure. See the error log for the actual replacement strategy.

---

**BC382707****Explanation:**

During processor/memory subsystem initialization, an error was encountered: Invalid address offset size.

**Response:**

The FRU callouts are calculated at the time of the failure. See the error log for the actual replacement strategy.

---

**BC382708****Explanation:**

A problem occurred during the IPL of the system: TPM buffer is too large.

**Response:**

The FRU callouts are calculated at the time of the failure. See the error log for the actual replacement strategy.

---

**BC382709****Explanation:**

A problem occurred during the IPL of the system: TPM underflow.

**Response:**

The FRU callouts are calculated at the time of the failure. See the error log for the actual replacement strategy.

---

**BC38270A****Explanation:**

A problem occurred during the IPL of the system: TPM timeout.

**Response:**

The FRU callouts are calculated at the time of the failure. See the error log for the actual replacement strategy.

---

**BC38270B****Explanation:**

During processor/memory subsystem initialization, an error was encountered: Invalid operation type.

**Response:**

The FRU callouts are calculated at the time of the failure. See the error log for the actual replacement strategy.

---

**BC38270C****Explanation:**

During processor/memory subsystem initialization, an error was encountered: Can't find TPM in ATTR\_I2C\_BUS\_SPEED\_ARRAY.

**Response:**

The FRU callouts are calculated at the time of the failure. See the error log for the actual replacement strategy.

---

**BC38270D****Explanation:**

A trusted platform module (TPM) that was expected to be present was not detected properly.

**Response:**

The FRU callouts are calculated at the time of the failure. See the error log for the actual replacement strategy.

---

**BC38270E****Explanation:**

Trusted boot problem detected.

**Response:**

The FRU callouts are calculated at the time of the failure. See the error log for the actual replacement strategy.

---

**BC38270F****Explanation:**

Trusted boot problem detected.

**Response:**

The FRU callouts are calculated at the time of the failure. See the error log for the actual replacement strategy.

---

**BC382710****Explanation:**

Unexpected trusted boot related failure.

**Response:**

The FRU callouts are calculated at the time of the failure. See the error log for the actual replacement strategy.

---

**BC382711****Explanation:**

Unexpected trusted boot related failure.

**Response:**

The FRU callouts are calculated at the time of the failure. See the error log for the actual replacement strategy.

---

**BC382801****Explanation:**

Firmware error communicating with boot device.

**Response:**

The FRU callouts are calculated at the time of the failure. See the error log for the actual replacement strategy.

---

**BC382802****Explanation:**

Firmware error communicating with boot device.

**Response:**

The FRU callouts are calculated at the time of the failure. See the error log for the actual replacement strategy.

---

**BC382803****Explanation:**

Firmware error communicating with boot device.

**Response:**

The FRU callouts are calculated at the time of the failure. See the error log for the actual replacement strategy.

---

**BC382804****Explanation:**

Firmware error communicating with boot device.

**Response:**

The FRU callouts are calculated at the time of the failure. See the error log for the actual replacement strategy.

---

**BC382806****Explanation:**

Firmware logic bug detected.

**Response:**

The FRU callouts are calculated at the time of the failure. See the error log for the actual replacement strategy.

---

**BC382810****Explanation:**

During processor/memory subsystem initialization, an error was encountered: Timeout waiting for upstream FIFO to have room to write.

**Response:**

The FRU callouts are calculated at the time of the failure. See the error log for the actual replacement strategy.

---

**BC382811****Explanation:**



During processor/memory subsystem initialization, an error was encountered: EOT not received before downstream buffer full.

**Response:**

The FRU callouts are calculated at the time of the failure. See the error log for the actual replacement strategy.

---

**BC382812**

**Explanation:**

During processor/memory subsystem initialization, an error was encountered: The distance to the status header is not within the response buffer.

**Response:**

The FRU callouts are calculated at the time of the failure. See the error log for the actual replacement strategy.

---

**BC382813**

**Explanation:**

During processor/memory subsystem initialization, an error was encountered: Status header does not start with magic number or non-zero primary or secondary status.

**Response:**

The FRU callouts are calculated at the time of the failure. See the error log for the actual replacement strategy.

---

**BC382814**

**Explanation:**

During processor/memory subsystem initialization, an error was encountered: Timeout waiting for downstream FIFO to have data to receive.

**Response:**

The FRU callouts are calculated at the time of the failure. See the error log for the actual replacement strategy.

---

**BC382815**

**Explanation:**

Firmware error communicating with boot device.

**Response:**

The FRU callouts are calculated at the time of the failure. See the error log for the actual replacement strategy.

---

**BC382816**

**Explanation:**

Firmware error communicating with boot device.

**Response:**

The FRU callouts are calculated at the time of the failure. See the error log for the actual replacement strategy.

---

**BC382817**

**Explanation:**

Firmware error communicating with boot device.

**Response:**

The FRU callouts are calculated at the time of the failure. See the error log for the actual replacement strategy.

---

**BC382818**

**Explanation:**

Firmware error communicating with boot device.

**Response:**

The FRU callouts are calculated at the time of the failure. See the error log for the actual replacement strategy.

---

**BC382819**

**Explanation:**

Firmware error communicating with boot device.

**Response:**

The FRU callouts are calculated at the time of the failure. See the error log for the actual replacement strategy.

---

**BC38281A**

**Explanation:**

During processor/memory subsystem initialization, an error was encountered: If the size of the FFDC package exceeds our allocated buffer size, we log it.

**Response:**

The FRU callouts are calculated at the time of the failure. See the error log for the actual replacement strategy.

---

**BC382831**

**Explanation:**

Firmware error communicating with boot device.

**Response:**

The FRU callouts are calculated at the time of the failure. See the error log for the actual replacement strategy.

---

**BC382832**

**Explanation:**

Firmware error communicating with boot device.

**Response:**

The FRU callouts are calculated at the time of the failure. See the error log for the actual replacement strategy.

---

**BC382833**

**Explanation:**

Firmware error communicating with boot device.

---

**Response:**

The FRU callouts are calculated at the time of the failure. See the error log for the actual replacement strategy.

---

**BC382834****Explanation:**

Firmware error communicating with boot device.

**Response:**

The FRU callouts are calculated at the time of the failure. See the error log for the actual replacement strategy.

---

**BC382835****Explanation:**

Firmware error communicating with boot device.

**Response:**

The FRU callouts are calculated at the time of the failure. See the error log for the actual replacement strategy.

---

**BC382836****Explanation:**

Firmware error communicating with boot device.

**Response:**

The FRU callouts are calculated at the time of the failure. See the error log for the actual replacement strategy.

---

**BC382837****Explanation:**

Firmware error communicating with boot device.

**Response:**

The FRU callouts are calculated at the time of the failure. See the error log for the actual replacement strategy.

---

**BC382838****Explanation:**

Firmware error communicating with boot device.

**Response:**

The FRU callouts are calculated at the time of the failure. See the error log for the actual replacement strategy.

---

**BC382839****Explanation:**

Firmware error communicating with boot device.

**Response:**

The FRU callouts are calculated at the time of the failure. See the error log for the actual replacement strategy.

---

**BC38283A****Explanation:**

Firmware error communicating with boot device.

**Response:**

The FRU callouts are calculated at the time of the failure. See the error log for the actual replacement strategy.

---

**BC38283B****Explanation:**

Firmware error communicating with boot device.

**Response:**

The FRU callouts are calculated at the time of the failure. See the error log for the actual replacement strategy.

---

**BC38283C****Explanation:**

Firmware error communicating with boot device.

**Response:**

The FRU callouts are calculated at the time of the failure. See the error log for the actual replacement strategy.

---

**BC38283D****Explanation:**

During processor/memory subsystem initialization, an error was encountered: Unable to inform OPAL of SBE failure.

**Response:**

The FRU callouts are calculated at the time of the failure. See the error log for the actual replacement strategy.

---

**BC382850****Explanation:**

A problem occurred during the IPL.

**Response:**

The FRU callouts are calculated at the time of the failure. See the error log for the actual replacement strategy.

---

**BC382851****Explanation:**

A problem occurred during the IPL.

**Response:**

The FRU callouts are calculated at the time of the failure. See the error log for the actual replacement strategy.

---

**BC382852****Explanation:**

During processor/memory subsystem initialization, an error was encountered: SBE booted from unexpected side.

**Response:**

The FRU callouts are calculated at the time of the failure. See the error log for the actual replacement strategy.

---

**BC382853****Explanation:**

Processor Error.

**Response:**

The FRU callouts are calculated at the time of the failure. See the error log for the actual replacement strategy.

---

**BC382854****Explanation:**

Processor Error.

**Response:**

The FRU callouts are calculated at the time of the failure. See the error log for the actual replacement strategy.

---

**BC382856****Explanation:**

During processor/memory subsystem initialization, an error was encountered: This function was called incorrectly or there is a new enum that is not handled yet.

**Response:**

The FRU callouts are calculated at the time of the failure. See the error log for the actual replacement strategy.

---

**BC382857****Explanation:**

FFDC associated with boot device failing to boot.

**Response:**

The FRU callouts are calculated at the time of the failure. See the error log for the actual replacement strategy.

---

**BC382858****Explanation:**

A processor in the system has failed to initialize.

**Response:**

The FRU callouts are calculated at the time of the failure. See the error log for the actual replacement strategy.

---

**BC38285B****Explanation:**

Extra FFDC gathered, marked information event.

**Response:**

The FRU callouts are calculated at the time of the failure. See the error log for the actual replacement strategy.

---

**BC38285C****Explanation:**

Processor Error.

**Response:**

The FRU callouts are calculated at the time of the failure. See the error log for the actual replacement strategy.

---

**BC38285D****Explanation:**

Processor Error.

**Response:**

The FRU callouts are calculated at the time of the failure. See the error log for the actual replacement strategy.

---

**BC38285E****Explanation:**

Processor Error.

**Response:**

The FRU callouts are calculated at the time of the failure. See the error log for the actual replacement strategy.

---

**BC38285F****Explanation:**

During processor/memory subsystem initialization, an error was encountered: Call to PSU Chip Op returned an unexpected message type.

**Response:**

The FRU callouts are calculated at the time of the failure. See the error log for the actual replacement strategy.

---

**BC382861****Explanation:**

During processor/memory subsystem initialization, an error was encountered: Could not register mailbox message queue.

**Response:**

The FRU callouts are calculated at the time of the failure. See the error log for the actual replacement strategy.

---

**BC382862****Explanation:**

Processor Error.

**Response:**

The FRU callouts are calculated at the time of the failure. See the error log for the actual replacement strategy.

---

**BC382BA0****Explanation:**

Failure detected in security subsystem.

**Response:**

The FRU callouts are calculated at the time of the failure. See the error log for the actual replacement strategy.

---

**BC382BA2**

**Explanation:**

Failure detected in security subsystem.

**Response:**

The FRU callouts are calculated at the time of the failure. See the error log for the actual replacement strategy.

---

**BC382BA3**

**Explanation:**

Failure detected in security subsystem.

**Response:**

The FRU callouts are calculated at the time of the failure. See the error log for the actual replacement strategy.

---

**BC382BA4**

**Explanation:**

Failure detected in security subsystem.

**Response:**

The FRU callouts are calculated at the time of the failure. See the error log for the actual replacement strategy.

---

**BC382BA5**

**Explanation:**

Failure detected in security subsystem.

**Response:**

The FRU callouts are calculated at the time of the failure. See the error log for the actual replacement strategy.

---

**BC382BA6**

**Explanation:**

Failure detected in security subsystem.

**Response:**

The FRU callouts are calculated at the time of the failure. See the error log for the actual replacement strategy.

---

**BC382BA7**

**Explanation:**

Failure detected in security subsystem.

**Response:**

The FRU callouts are calculated at the time of the failure. See the error log for the actual replacement strategy.

---

**BC382BA8**

**Explanation:**

Failure detected in security subsystem.

**Response:**

The FRU callouts are calculated at the time of the failure. See the error log for the actual replacement strategy.

---

**BC382BA9**

**Explanation:**

During processor/memory subsystem initialization, an error was encountered: Unmarshal error while replaying tpm log.

**Response:**

The FRU callouts are calculated at the time of the failure. See the error log for the actual replacement strategy.

---

**BC382BAA**

**Explanation:**

TPM log overflow.

**Response:**

The FRU callouts are calculated at the time of the failure. See the error log for the actual replacement strategy.

---

**BC382BAB**

**Explanation:**

TPM log operation failure.

**Response:**

The FRU callouts are calculated at the time of the failure. See the error log for the actual replacement strategy.

---

**BC382BAC**

**Explanation:**

TPM log buffer init failure.

**Response:**

The FRU callouts are calculated at the time of the failure. See the error log for the actual replacement strategy.

---

**BC382BAD**

**Explanation:**

The system is configured for Secure Boot and trusted platform module required mode; a functional boot processor trusted platform module is required to boot the system (or node, if multi-node system), but none are available. Therefore, the system (or node, if multi-node system) will terminate. Trusted platform module required mode may be disabled via the appropriate systems management interface to allow platform boot without the remote trusted attestation capability. Look for other errors which call out the trusted platform module and follow the repair actions for these errors.

**Response:**

The FRU callouts are calculated at the time of the failure. See the error log for the actual replacement strategy.

---

**BC382BAE****Explanation:**

Failure detected in security subsystem.

**Response:**

The FRU callouts are calculated at the time of the failure. See the error log for the actual replacement strategy.

---

**BC382BAF****Explanation:**

Failure detected in security subsystem.

**Response:**

The FRU callouts are calculated at the time of the failure. See the error log for the actual replacement strategy.

---

**BC382BB0****Explanation:**

TPM log invalid format.

**Response:**

The FRU callouts are calculated at the time of the failure. See the error log for the actual replacement strategy.

---

**BC382BB1****Explanation:**

Trusted boot failure.

**Response:**

The FRU callouts are calculated at the time of the failure. See the error log for the actual replacement strategy.

---

**BC382BB2****Explanation:**

Firmware error during system boot.

**Response:**

The FRU callouts are calculated at the time of the failure. See the error log for the actual replacement strategy.

---

**BC382BB3****Explanation:**

Firmware error during system boot.

**Response:**

The FRU callouts are calculated at the time of the failure. See the error log for the actual replacement strategy.

---

**BC382BB4****Explanation:**

Platform security problem detected.

**Response:**

The FRU callouts are calculated at the time of the failure. See the error log for the actual replacement strategy.

---

**BC382BB5****Explanation:**

Failure detected in security subsystem.

**Response:**

The FRU callouts are calculated at the time of the failure. See the error log for the actual replacement strategy.

---

**BC382BB7****Explanation:**

Trusted Boot failure.

**Response:**

The FRU callouts are calculated at the time of the failure. See the error log for the actual replacement strategy.

---

**BC382BB8****Explanation:**

Trusted boot failure.

**Response:**

The FRU callouts are calculated at the time of the failure. See the error log for the actual replacement strategy.

---

**BC382BB9****Explanation:**

Trusted boot failure.

**Response:**

The FRU callouts are calculated at the time of the failure. See the error log for the actual replacement strategy.

---

**BC382BBA****Explanation:**

Trusted boot failure.

**Response:**

The FRU callouts are calculated at the time of the failure. See the error log for the actual replacement strategy.

---

**BC382BBB****Explanation:**

Trusted boot failure.

**Response:**

The FRU callouts are calculated at the time of the failure. See the error log for the actual replacement strategy.

---

**BC382BBC****Explanation:**

Trusted boot failure.

**Response:**

The FRU callouts are calculated at the time of the failure. See the error log for the actual replacement strategy.

---

**BC382BBD**

**Explanation:**

trustedboot failure.

**Response:**

The FRU callouts are calculated at the time of the failure. See the error log for the actual replacement strategy.

---

**BC383325**

**Explanation:**

During processor/memory subsystem initialization, an error was encountered: Unable to resolve other end of xbus.

**Response:**

The FRU callouts are calculated at the time of the failure. See the error log for the actual replacement strategy.

---

**BC383326**

**Explanation:**

During processor/memory subsystem initialization, an error was encountered: Unable to resolve other end of xbus.

**Response:**

The FRU callouts are calculated at the time of the failure. See the error log for the actual replacement strategy.

---

**BC383327**

**Explanation:**

Firmware Error.

**Response:**

The FRU callouts are calculated at the time of the failure. See the error log for the actual replacement strategy.

---

**BC383328**

**Explanation:**

Firmware Error.

**Response:**

The FRU callouts are calculated at the time of the failure. See the error log for the actual replacement strategy.

---

**BC383329**

**Explanation:**

Firmware Error.

**Response:**

The FRU callouts are calculated at the time of the failure. See the error log for the actual replacement strategy.

---

**BC38332A**

**Explanation:**

Firmware Error.

**Response:**

The FRU callouts are calculated at the time of the failure. See the error log for the actual replacement strategy.

---

**BC38332B**

**Explanation:**

Firmware Error.

**Response:**

The FRU callouts are calculated at the time of the failure. See the error log for the actual replacement strategy.

---

**BC38332C**

**Explanation:**

Firmware Error.

**Response:**

The FRU callouts are calculated at the time of the failure. See the error log for the actual replacement strategy.

---

**BC38332D**

**Explanation:**

Firmware Error or unsupported part.

**Response:**

The FRU callouts are calculated at the time of the failure. See the error log for the actual replacement strategy.

---

**BC38332E**

**Explanation:**

Firmware Error.

**Response:**

The FRU callouts are calculated at the time of the failure. See the error log for the actual replacement strategy.

---

**BC38332F**

**Explanation:**

Firmware Error.

**Response:**

The FRU callouts are calculated at the time of the failure. See the error log for the actual replacement strategy.

---

**BC383330**

**Explanation:**

Firmware Error.

**Response:**

The FRU callouts are calculated at the time of the failure. See the error log for the actual replacement strategy.

---

**BC383331****Explanation:**

Firmware Error.

**Response:**

The FRU callouts are calculated at the time of the failure. See the error log for the actual replacement strategy.

---

**BC383332****Explanation:**

Firmware Error.

**Response:**

The FRU callouts are calculated at the time of the failure. See the error log for the actual replacement strategy.

---

**BC383333****Explanation:**

Firmware Error.

**Response:**

The FRU callouts are calculated at the time of the failure. See the error log for the actual replacement strategy.

---

**BC383334****Explanation:**

During processor/memory subsystem initialization, an error was encountered: platGetMBvdpdMemoryDataVersion could not find the expected 1 mba from the passed dimm target.

**Response:**

The FRU callouts are calculated at the time of the failure. See the error log for the actual replacement strategy.

---

**BC383335****Explanation:**

During processor/memory subsystem initialization, an error was encountered: platGetMBvdpdMemoryDataVersion could not find an mba parent target from the passed in dimm target.

**Response:**

The FRU callouts are calculated at the time of the failure. See the error log for the actual replacement strategy.

---

**BC383336****Explanation:**

During processor/memory subsystem initialization, an error was encountered:

platGetMBvdpdMemoryDataVersion could not find any child mba's from the passed in target of type TYPE\_MEMBUF.

**Response:**

The FRU callouts are calculated at the time of the failure. See the error log for the actual replacement strategy.

---

**BC383337****Explanation:**

During processor/memory subsystem initialization, an error was encountered: platGetMBvdpdMemoryDataVersion requires a target of type TYPE\_MBA or TYPE\_MEMBUF.

**Response:**

The FRU callouts are calculated at the time of the failure. See the error log for the actual replacement strategy.

---

**BC383339****Explanation:**

Internal firmware error.

**Response:**

The FRU callouts are calculated at the time of the failure. See the error log for the actual replacement strategy.

---

**BC38333A****Explanation:**

Internal firmware error.

**Response:**

The FRU callouts are calculated at the time of the failure. See the error log for the actual replacement strategy.

---

**BC38333B****Explanation:**

Internal firmware error.

**Response:**

The FRU callouts are calculated at the time of the failure. See the error log for the actual replacement strategy.

---

**BC38333C****Explanation:**

Internal firmware error.

**Response:**

The FRU callouts are calculated at the time of the failure. See the error log for the actual replacement strategy.

---

**BC38333D****Explanation:**

Internal firmware error.

**Response:**

The FRU callouts are calculated at the time of the failure. See the error log for the actual replacement strategy.

---

**BC38333E****Explanation:**

Internal firmware error.

**Response:**

The FRU callouts are calculated at the time of the failure. See the error log for the actual replacement strategy.

---

**BC383340****Explanation:**

Internal firmware error.

**Response:**

The FRU callouts are calculated at the time of the failure. See the error log for the actual replacement strategy.

---

**BC383343****Explanation:**

Internal firmware error.

**Response:**

The FRU callouts are calculated at the time of the failure. See the error log for the actual replacement strategy.

---

**BC383403****Explanation:**

A problem occurred while running processor boot code.

**Response:**

The FRU callouts are calculated at the time of the failure. See the error log for the actual replacement strategy.

---

**BC383404****Explanation:**

A problem occurred while running processor boot code.

**Response:**

The FRU callouts are calculated at the time of the failure. See the error log for the actual replacement strategy.

---

**BC383405****Explanation:**

A problem occurred while running processor boot code.

**Response:**

The FRU callouts are calculated at the time of the failure. See the error log for the actual replacement strategy.

---

**BC383406****Explanation:**

A problem occurred while running processor boot code.

**Response:**

The FRU callouts are calculated at the time of the failure. See the error log for the actual replacement strategy.

---

**BC383407****Explanation:**

A problem occurred while running processor boot code.

**Response:**

The FRU callouts are calculated at the time of the failure. See the error log for the actual replacement strategy.

---

**BC383408****Explanation:**

A problem occurred while running processor boot code.

**Response:**

The FRU callouts are calculated at the time of the failure. See the error log for the actual replacement strategy.

---

**BC383409****Explanation:**

A problem occurred while running processor boot code.

**Response:**

The FRU callouts are calculated at the time of the failure. See the error log for the actual replacement strategy.

---

**BC38340A****Explanation:**

A problem occurred while running processor boot code.

**Response:**

The FRU callouts are calculated at the time of the failure. See the error log for the actual replacement strategy.

---

**BC38340B****Explanation:**

A problem occurred while running processor boot code.

**Response:**

The FRU callouts are calculated at the time of the failure. See the error log for the actual replacement strategy.



---

**BC38340C****Explanation:**

A problem occurred while running processor boot code.

**Response:**

The FRU callouts are calculated at the time of the failure. See the error log for the actual replacement strategy.

---

**BC38340F****Explanation:**

Failed to load boot firmware.

**Response:**

The FRU callouts are calculated at the time of the failure. See the error log for the actual replacement strategy.

---

**BC383501****Explanation:**

During processor/memory subsystem initialization, an error was encountered: Invalid operation type.

**Response:**

The FRU callouts are calculated at the time of the failure. See the error log for the actual replacement strategy.

---

**BC383502****Explanation:**

A problem was detected during the IPL of the system: Device type not supported.

**Response:**

The FRU callouts are calculated at the time of the failure. See the error log for the actual replacement strategy.

---

**BC383503****Explanation:**

During processor/memory subsystem initialization, an error was encountered: NVDIMM attribute was not found.

**Response:**

The FRU callouts are calculated at the time of the failure. See the error log for the actual replacement strategy.

---

**BC383505****Explanation:**

During processor/memory subsystem initialization, an error was encountered: I2C master entity path doesn't exist.

**Response:**

The FRU callouts are calculated at the time of the failure. See the error log for the actual replacement strategy.

---

---

**BC383506****Explanation:**

During processor/memory subsystem initialization, an error was encountered: I2C master path target is null.

**Response:**

The FRU callouts are calculated at the time of the failure. See the error log for the actual replacement strategy.

---

**BC383507****Explanation:**

During processor/memory subsystem initialization, an error was encountered: Invalid address offset size.

**Response:**

The FRU callouts are calculated at the time of the failure. See the error log for the actual replacement strategy.

---

**BC383508****Explanation:**

A problem occurred during the IPL of the system: I2C buffer offset is too large.

**Response:**

The FRU callouts are calculated at the time of the failure. See the error log for the actual replacement strategy.

---

**BC383509****Explanation:**

During processor/memory subsystem initialization, an error was encountered: I2C write page size is zero.

**Response:**

The FRU callouts are calculated at the time of the failure. See the error log for the actual replacement strategy.

---

**BC38350A****Explanation:**

During processor/memory subsystem initialization, an error was encountered: NVDIMM register offset out of bound.

**Response:**

The FRU callouts are calculated at the time of the failure. See the error log for the actual replacement strategy.

---

**BC38350D****Explanation:**

NVDIMM timed out.

**Response:**

The FRU callouts are calculated at the time of the failure. See the error log for the actual replacement strategy.

---

---

**BC38350E****Explanation:**

NVDIMM timed out.

**Response:**

The FRU callouts are calculated at the time of the failure. See the error log for the actual replacement strategy.

---

**BC38350F****Explanation:**

NVDIMM timed out.

**Response:**

The FRU callouts are calculated at the time of the failure. See the error log for the actual replacement strategy.

---

**BC383512****Explanation:**

NVDIMM encountered error setting the energy source policy.

**Response:**

The FRU callouts are calculated at the time of the failure. See the error log for the actual replacement strategy.

---

**BC383516****Explanation:**

Encountered error performing internal operation on NVDIMM.

**Response:**

The FRU callouts are calculated at the time of the failure. See the error log for the actual replacement strategy.

---

**BC383517****Explanation:**

NVDIMM timed out.

**Response:**

The FRU callouts are calculated at the time of the failure. See the error log for the actual replacement strategy.

---

**BC383518****Explanation:**

NVDIMM encountered error arming save trigger.

**Response:**

The FRU callouts are calculated at the time of the failure. See the error log for the actual replacement strategy.

---

**BC383519****Explanation:**

NVDIMM error erasing data image.

**Response:**

The FRU callouts are calculated at the time of the failure. See the error log for the actual replacement strategy.

---

**BC38351A****Explanation:**

NVDIMM failed to restore data.

**Response:**

The FRU callouts are calculated at the time of the failure. See the error log for the actual replacement strategy.

---

**BC38351B****Explanation:**

NVDIMM not ready.

**Response:**

The FRU callouts are calculated at the time of the failure. See the error log for the actual replacement strategy.

---

**BC38351C****Explanation:**

Internal firmware error.

**Response:**

The FRU callouts are calculated at the time of the failure. See the error log for the actual replacement strategy.

---

**BC38351D****Explanation:**

NVDIMM not updated.

**Response:**

The FRU callouts are calculated at the time of the failure. See the error log for the actual replacement strategy.

---

**BC38351E****Explanation:**

NVDIMM not updated.

**Response:**

The FRU callouts are calculated at the time of the failure. See the error log for the actual replacement strategy.

---

**BC38351F****Explanation:**

NVDIMM not updated.

**Response:**

The FRU callouts are calculated at the time of the failure. See the error log for the actual replacement strategy.

---

**BC383520****Explanation:**

NVDIMM not updated.

**Response:**

The FRU callouts are calculated at the time of the failure. See the error log for the actual replacement strategy.

---

**BC383521**

**Explanation:**

NVDIMM not updated.

**Response:**

The FRU callouts are calculated at the time of the failure. See the error log for the actual replacement strategy.

---

**BC383522**

**Explanation:**

NVDIMM not updated.

**Response:**

The FRU callouts are calculated at the time of the failure. See the error log for the actual replacement strategy.

---

**BC383523**

**Explanation:**

NVDIMM not updated.

**Response:**

The FRU callouts are calculated at the time of the failure. See the error log for the actual replacement strategy.

---

**BC383524**

**Explanation:**

NVDIMM not updated.

**Response:**

The FRU callouts are calculated at the time of the failure. See the error log for the actual replacement strategy.

---

**BC383525**

**Explanation:**

NVDIMM not updated.

**Response:**

The FRU callouts are calculated at the time of the failure. See the error log for the actual replacement strategy.

---

**BC383526**

**Explanation:**

NVDIMM not updated.

**Response:**

The FRU callouts are calculated at the time of the failure. See the error log for the actual replacement strategy.

---

**BC383527**

**Explanation:**

NVDIMM not updated.

**Response:**

The FRU callouts are calculated at the time of the failure. See the error log for the actual replacement strategy.

---

**BC383528**

**Explanation:**

NVDIMM update started.

**Response:**

The FRU callouts are calculated at the time of the failure. See the error log for the actual replacement strategy.

---

**BC383529**

**Explanation:**

NVDIMM was successfully updated.

**Response:**

The FRU callouts are calculated at the time of the failure. See the error log for the actual replacement strategy.

---

**BC38352A**

**Explanation:**

NVDIMM error generating encryption keys.

**Response:**

The FRU callouts are calculated at the time of the failure. See the error log for the actual replacement strategy.

---

**BC38352B**

**Explanation:**

NVDIMM error erasing data image.

**Response:**

The FRU callouts are calculated at the time of the failure. See the error log for the actual replacement strategy.

---

**BC38352C**

**Explanation:**

NVDIMM error during Catastrophic Save.

**Response:**

The FRU callouts are calculated at the time of the failure. See the error log for the actual replacement strategy.

---

**BC38352D**

**Explanation:**

NVDIMM failed module health status check.

**Response:**

The FRU callouts are calculated at the time of the failure. See the error log for the actual replacement strategy.

---

---

**BC38352E****Explanation:**

NVDIMM failed module health status check.

**Response:**

The FRU callouts are calculated at the time of the failure. See the error log for the actual replacement strategy.

---

**BC38352F****Explanation:**

NVDIMM failed module health status check.

**Response:**

The FRU callouts are calculated at the time of the failure. See the error log for the actual replacement strategy.

---

**BC383538****Explanation:**

NVDIMM failed module health status check.

**Response:**

The FRU callouts are calculated at the time of the failure. See the error log for the actual replacement strategy.

---

**BC38353E****Explanation:**

NVDIMM failed to enable event notificaitons.

**Response:**

The FRU callouts are calculated at the time of the failure. See the error log for the actual replacement strategy.

---

**BC38353F****Explanation:**

NVDIMM register error.

**Response:**

The FRU callouts are calculated at the time of the failure. See the error log for the actual replacement strategy.

---

**BC383540****Explanation:**

NVDIMM encryption error.

**Response:**

The FRU callouts are calculated at the time of the failure. See the error log for the actual replacement strategy.

---

**BC383541****Explanation:**

NVDIMM register error.

**Response:**

The FRU callouts are calculated at the time of the failure. See the error log for the actual replacement strategy.

---

**BC383542****Explanation:**

NVDIMM register error.

**Response:**

The FRU callouts are calculated at the time of the failure. See the error log for the actual replacement strategy.

---

**BC383543****Explanation:**

NVDIMM encryption error.

**Response:**

The FRU callouts are calculated at the time of the failure. See the error log for the actual replacement strategy.

---

**BC383544****Explanation:**

NVDIMM encryption error.

**Response:**

The FRU callouts are calculated at the time of the failure. See the error log for the actual replacement strategy.

---

**BC383545****Explanation:**

NVDIMM encryption error.

**Response:**

The FRU callouts are calculated at the time of the failure. See the error log for the actual replacement strategy.

---

**BC383546****Explanation:**

NVDIMM encryption error.

**Response:**

The FRU callouts are calculated at the time of the failure. See the error log for the actual replacement strategy.

---

**BC383548****Explanation:**

NVDIMM encryption error.

**Response:**

The FRU callouts are calculated at the time of the failure. See the error log for the actual replacement strategy.

---

**BC383549****Explanation:**

NVDIMM ES health check failed.

**Response:**

The FRU callouts are calculated at the time of the failure. See the error log for the actual replacement strategy.

---

**BC38354A****Explanation:**

NVDIMM ES health check failed.

**Response:**

The FRU callouts are calculated at the time of the failure. See the error log for the actual replacement strategy.

---

**BC38354B****Explanation:**

NVDIMM ES health check failed.

**Response:**

The FRU callouts are calculated at the time of the failure. See the error log for the actual replacement strategy.

---

**BC38354C****Explanation:**

NVDIMM ES health check failed.

**Response:**

The FRU callouts are calculated at the time of the failure. See the error log for the actual replacement strategy.

---

**BC38354D****Explanation:**

NVDIMM NVM health check failed.

**Response:**

The FRU callouts are calculated at the time of the failure. See the error log for the actual replacement strategy.

---

**BC38354E****Explanation:**

NVDIMM logging error.

**Response:**

The FRU callouts are calculated at the time of the failure. See the error log for the actual replacement strategy.

---

**BC38354F****Explanation:**

NVDIMM logging error.

**Response:**

The FRU callouts are calculated at the time of the failure. See the error log for the actual replacement strategy.

---

**BC383550****Explanation:**

NVDIMM incorrect firmware slot.

**Response:**

The FRU callouts are calculated at the time of the failure. See the error log for the actual replacement strategy.

---

**BC383551****Explanation:**

NVDIMM error during nvdimm erase.

**Response:**

The FRU callouts are calculated at the time of the failure. See the error log for the actual replacement strategy.

---

**BC383552****Explanation:**

NVDIMM failed the arm precheck and is unable to arm.

**Response:**

The FRU callouts are calculated at the time of the failure. See the error log for the actual replacement strategy.

---

**BC383553****Explanation:**

NVDIMM failed to ARM.

**Response:**

The FRU callouts are calculated at the time of the failure. See the error log for the actual replacement strategy.

---

**BC383554****Explanation:**

NVDIMM requires an arm retry.

**Response:**

The FRU callouts are calculated at the time of the failure. See the error log for the actual replacement strategy.

---

**BC383555****Explanation:**

NVDIMM not updated.

**Response:**

The FRU callouts are calculated at the time of the failure. See the error log for the actual replacement strategy.

---

**BC383556****Explanation:**

NVDIMM not running latest firmware level.

**Response:**

The FRU callouts are calculated at the time of the failure. See the error log for the actual replacement strategy.

---

**BC383557**

**Explanation:**

NVDIMM erase error.

**Response:**

The FRU callouts are calculated at the time of the failure. See the error log for the actual replacement strategy.

---

**BC383558****Explanation:**

NVDIMM erase error.

**Response:**

The FRU callouts are calculated at the time of the failure. See the error log for the actual replacement strategy.

---

**BC383601****Explanation:**

A problem occurred during the IPL of the system: Invalid data length for a SCOM operation.

**Response:**

The FRU callouts are calculated at the time of the failure. See the error log for the actual replacement strategy.

---

**BC383602****Explanation:**

A problem occurred during the IPL of the system: Invalid target type for a SCOM operation.

**Response:**

The FRU callouts are calculated at the time of the failure. See the error log for the actual replacement strategy.

---

**BC383603****Explanation:**

A problem occurred during the IPL of the system: Invalid operation type for a SCOM operation.

**Response:**

The FRU callouts are calculated at the time of the failure. See the error log for the actual replacement strategy.

---

**BC383604****Explanation:**

A problem occurred during the IPL of the system: Invalid address for a SCOM operation.

**Response:**

The FRU callouts are calculated at the time of the failure. See the error log for the actual replacement strategy.

---

**BC383701****Explanation:**

Unexpected memory subsystem firmware error.

**Response:**

The FRU callouts are calculated at the time of the failure. See the error log for the actual replacement strategy.

---

**BC383702****Explanation:**

Unexpected memory subsystem firmware error.

**Response:**

The FRU callouts are calculated at the time of the failure. See the error log for the actual replacement strategy.

---

**BC383703****Explanation:**

Unexpected memory subsystem firmware error.

**Response:**

The FRU callouts are calculated at the time of the failure. See the error log for the actual replacement strategy.

---

**BC383704****Explanation:**

Unexpected memory subsystem firmware error.

**Response:**

The FRU callouts are calculated at the time of the failure. See the error log for the actual replacement strategy.

---

**BC383705****Explanation:**

Unexpected memory subsystem firmware error.

**Response:**

The FRU callouts are calculated at the time of the failure. See the error log for the actual replacement strategy.

---

**BC383706****Explanation:**

Unexpected memory subsystem firmware error.

**Response:**

The FRU callouts are calculated at the time of the failure. See the error log for the actual replacement strategy.

---

**BC383707****Explanation:**

Unexpected memory subsystem firmware error.

**Response:**

The FRU callouts are calculated at the time of the failure. See the error log for the actual replacement strategy.

---

**BC383708****Explanation:**

Unexpected memory subsystem firmware error.

**Response:**

The FRU callouts are calculated at the time of the failure. See the error log for the actual replacement strategy.

---

**BC383709**

**Explanation:**

Unexpected memory subsystem firmware error.

**Response:**

The FRU callouts are calculated at the time of the failure. See the error log for the actual replacement strategy.

---

**BC38370A**

**Explanation:**

Unexpected memory subsystem firmware error.

**Response:**

The FRU callouts are calculated at the time of the failure. See the error log for the actual replacement strategy.

---

**BC383901**

**Explanation:**

Error occurred during system boot.

**Response:**

The FRU callouts are calculated at the time of the failure. See the error log for the actual replacement strategy.

---

**BC383902**

**Explanation:**

Error occurred during system boot.

**Response:**

The FRU callouts are calculated at the time of the failure. See the error log for the actual replacement strategy.

---

**BC384101**

**Explanation:**

A problem occurred during the IPL of the system: Internal Firmware Error.

**Response:**

The FRU callouts are calculated at the time of the failure. See the error log for the actual replacement strategy.

---

**BC384102**

**Explanation:**

A problem occurred during the IPL of the system: Internal Firmware Error.

**Response:**

The FRU callouts are calculated at the time of the failure. See the error log for the actual replacement strategy.

---

**BC384103**

**Explanation:**

Unexpected IPL firmware data format error.

**Response:**

The FRU callouts are calculated at the time of the failure. See the error log for the actual replacement strategy.

---

**BC384104**

**Explanation:**

Unexpected IPL firmware data format error.

**Response:**

The FRU callouts are calculated at the time of the failure. See the error log for the actual replacement strategy.

---

**BC384105**

**Explanation:**

Unexpected IPL firmware data format error.

**Response:**

The FRU callouts are calculated at the time of the failure. See the error log for the actual replacement strategy.

---

**BC384106**

**Explanation:**

Unsupported device found during firmware IPL.

**Response:**

The FRU callouts are calculated at the time of the failure. See the error log for the actual replacement strategy.

---

**BC384107**

**Explanation:**

Unexpected boot firmware data format error.

**Response:**

The FRU callouts are calculated at the time of the failure. See the error log for the actual replacement strategy.

---

**BC384108**

**Explanation:**

Unexpected IPL firmware data format error.

**Response:**

The FRU callouts are calculated at the time of the failure. See the error log for the actual replacement strategy.

---

**BC384109**

**Explanation:**

Unexpected IPL firmware data format error.

**Response:**

The FRU callouts are calculated at the time of the failure. See the error log for the actual replacement strategy.

---

**BC38410A****Explanation:**

PCIe hotplug controller flash update failure.

**Response:**

The FRU callouts are calculated at the time of the failure. See the error log for the actual replacement strategy.

---

**BC38410B****Explanation:**

PCIe hotplug controller flash update failure.

**Response:**

The FRU callouts are calculated at the time of the failure. See the error log for the actual replacement strategy.

---

**BC38410C****Explanation:**

A problem occurred during the IPL of the system: Internal Firmware Error.

**Response:**

The FRU callouts are calculated at the time of the failure. See the error log for the actual replacement strategy.

---

**BC38410D****Explanation:**

Unexpected IPL firmware data format error.

**Response:**

The FRU callouts are calculated at the time of the failure. See the error log for the actual replacement strategy.

---

**BC38430C****Explanation:**

A problem occurred during IPL of the system.

**Response:**

The FRU callouts are calculated at the time of the failure. See the error log for the actual replacement strategy.

---

**BC38430D****Explanation:**

A problem occurred during IPL of the system.

**Response:**

The FRU callouts are calculated at the time of the failure. See the error log for the actual replacement strategy.

---

**BC38430E****Explanation:**

A problem occurred during IPL of the system.

**Response:**

The FRU callouts are calculated at the time of the failure. See the error log for the actual replacement strategy.

---

**BC38430F****Explanation:**

A problem occurred during IPL of the system.

**Response:**

The FRU callouts are calculated at the time of the failure. See the error log for the actual replacement strategy.

---

**BC3843FB****Explanation:**

Informational log associated with DIMM updates.

**Response:**

The FRU callouts are calculated at the time of the failure. See the error log for the actual replacement strategy.

---

**BC3843FC****Explanation:**

Informational log associated with DIMM updates.

**Response:**

The FRU callouts are calculated at the time of the failure. See the error log for the actual replacement strategy.

---

**BC3843FD****Explanation:**

Informational log associated with DIMM updates.

**Response:**

The FRU callouts are calculated at the time of the failure. See the error log for the actual replacement strategy.

---

**BC3843FE****Explanation:**

Informational log associated with DIMM updates.

**Response:**

The FRU callouts are calculated at the time of the failure. See the error log for the actual replacement strategy.

---

**BC384601****Explanation:**

A problem occurred during the IPL of the system.

**Response:**

The FRU callouts are calculated at the time of the failure. See the error log for the actual replacement strategy.



---

**BC384705****Explanation:**

A problem occurred during the IPL of the system.

**Response:**

The FRU callouts are calculated at the time of the failure. See the error log for the actual replacement strategy.

---

**BC384708****Explanation:**

A problem occurred during the IPL of the system.

**Response:**

The FRU callouts are calculated at the time of the failure. See the error log for the actual replacement strategy.

---

**BC389001****Explanation:**

Firmware encountered an internal error while retrieving target data.

**Response:**

The FRU callouts are calculated at the time of the failure. See the error log for the actual replacement strategy.

---

**BC389002****Explanation:**

Firmware encountered an internal error while retrieving target data.

**Response:**

The FRU callouts are calculated at the time of the failure. See the error log for the actual replacement strategy.

---

**BC389003****Explanation:**

Firmware encountered an internal error while retrieving attribute data.

**Response:**

The FRU callouts are calculated at the time of the failure. See the error log for the actual replacement strategy.

---

**BC389004****Explanation:**

Firmware encountered an internal error while retrieving attribute data.

**Response:**

The FRU callouts are calculated at the time of the failure. See the error log for the actual replacement strategy.

---

**BC389005****Explanation:**

Firmware encountered an internal error.

**Response:**

The FRU callouts are calculated at the time of the failure. See the error log for the actual replacement strategy.

---

**BC389006****Explanation:**

Firmware encountered an internal error while retrieving target data.

**Response:**

The FRU callouts are calculated at the time of the failure. See the error log for the actual replacement strategy.

---

**BC38900A****Explanation:**

Firmware encountered an internal error.

**Response:**

The FRU callouts are calculated at the time of the failure. See the error log for the actual replacement strategy.

---

**BC38900B****Explanation:**

Firmware encountered an internal error.

**Response:**

The FRU callouts are calculated at the time of the failure. See the error log for the actual replacement strategy.

---

**BC38900D****Explanation:**

Firmware encountered an internal error.

**Response:**

The FRU callouts are calculated at the time of the failure. See the error log for the actual replacement strategy.

---

**BC38900E****Explanation:**

Firmware encountered an internal error.

**Response:**

The FRU callouts are calculated at the time of the failure. See the error log for the actual replacement strategy.

---

**BC38900F****Explanation:**

Firmware encountered an internal error.

**Response:**

The FRU callouts are calculated at the time of the failure. See the error log for the actual replacement strategy.

---

---

**BC389010****Explanation:**

Firmware encountered an internal error.

**Response:**

The FRU callouts are calculated at the time of the failure. See the error log for the actual replacement strategy.

---

**BC389011****Explanation:**

During processor/memory subsystem initialization, an error was encountered: Failed trying to add another entry to a mainstore area address range array.

**Response:**

The FRU callouts are calculated at the time of the failure. See the error log for the actual replacement strategy.

---

**BC389012****Explanation:**

During processor/memory subsystem initialization, an error was encountered: Attempted to add a RAM FRU for an invalid mainstore area.

**Response:**

The FRU callouts are calculated at the time of the failure. See the error log for the actual replacement strategy.

---

**BC389014****Explanation:**

Firmware encountered an internal error while retrieving target handle.

**Response:**

The FRU callouts are calculated at the time of the failure. See the error log for the actual replacement strategy.

---

**BC389015****Explanation:**

Firmware encountered an internal error.

**Response:**

The FRU callouts are calculated at the time of the failure. See the error log for the actual replacement strategy.

---

**BC389016****Explanation:**

Firmware encountered an internal error.

**Response:**

The FRU callouts are calculated at the time of the failure. See the error log for the actual replacement strategy.

---

**BC389017****Explanation:**

Firmware encountered an internal error.

**Response:**

The FRU callouts are calculated at the time of the failure. See the error log for the actual replacement strategy.

---

**BC389018****Explanation:**

Firmware encountered an internal error.

**Response:**

The FRU callouts are calculated at the time of the failure. See the error log for the actual replacement strategy.

---

**BC389019****Explanation:**

Firmware encountered an internal error.

**Response:**

The FRU callouts are calculated at the time of the failure. See the error log for the actual replacement strategy.

---

**BC38901A****Explanation:**

Firmware encountered an internal error.

**Response:**

The FRU callouts are calculated at the time of the failure. See the error log for the actual replacement strategy.

---

**BC38901B****Explanation:**

Firmware encountered an internal error.

**Response:**

The FRU callouts are calculated at the time of the failure. See the error log for the actual replacement strategy.

---

**BC38901C****Explanation:**

Firmware encountered an internal error.

**Response:**

The FRU callouts are calculated at the time of the failure. See the error log for the actual replacement strategy.

---

**BC38901E****Explanation:**

Firmware encountered an internal error while getting obus brick ID.

**Response:**

The FRU callouts are calculated at the time of the failure. See the error log for the actual replacement strategy.

---

**BC38901F****Explanation:**

Firmware encountered an internal error while getting obus frequency bucket.

**Response:**

The FRU callouts are calculated at the time of the failure. See the error log for the actual replacement strategy.

---

**BC389020****Explanation:**

Firmware encountered an internal error while finding proc model and ec.

**Response:**

The FRU callouts are calculated at the time of the failure. See the error log for the actual replacement strategy.

---

**BC389021****Explanation:**

Firmware encountered an internal error while retrieving obus pll frequency values.

**Response:**

The FRU callouts are calculated at the time of the failure. See the error log for the actual replacement strategy.

---

**BC38E504****Explanation:**

During processor/memory subsystem initialization, an error was encountered: CEC hardware failure detected.

**Response:**

The FRU callouts are calculated at the time of the failure. See the error log for the actual replacement strategy.

---

**BC38E540****Explanation:**

During processor/memory subsystem initialization, an error was encountered: CEC hardware failure detected. Cause is most likely hardware, but there are other callouts including Software or Next Level Support.

**Response:**

The FRU callouts are calculated at the time of the failure. See the error log for the actual replacement strategy.

---

**BC38E550****Explanation:**

During processor/memory subsystem initialization, an error was encountered: CEC hardware failure detected.

Cause is most likely Software, but there are also Hardware callouts.

**Response:**

The FRU callouts are calculated at the time of the failure. See the error log for the actual replacement strategy.

---

**BC38E560****Explanation:**

During processor/memory subsystem initialization, an error was encountered: CEC hardware failure detected. Cause is most likely Software.

**Response:**

The FRU callouts are calculated at the time of the failure. See the error log for the actual replacement strategy.

---

**BC38E570****Explanation:**

During processor/memory subsystem initialization, an error was encountered: An errorlog containing extra FFDC collected by the HWP.

**Response:**

The FRU callouts are calculated at the time of the failure. See the error log for the actual replacement strategy.

---

**BC38E580****Explanation:**

Chip diagnosis did not find any chip with an attention.

**Response:**

The FRU callouts are calculated at the time of the failure. See the error log for the actual replacement strategy.

---

**BC38E582****Explanation:**

During processor/memory subsystem initialization, an error was encountered: Invalid configuration in CS FIR Data handling.

**Response:**

The FRU callouts are calculated at the time of the failure. See the error log for the actual replacement strategy.

---

**BC38E583****Explanation:**

During processor/memory subsystem initialization, an error was encountered: NULL system target.

**Response:**

The FRU callouts are calculated at the time of the failure. See the error log for the actual replacement strategy.

## (BC5x) Reference codes

---

A BC5x reference code indicates that an event or exception occurred in boot firmware. To resolve any BC5x reference code, determine if the SRC requires a service action or if it is for tracking purposes only.

Diagnostics analyze an event when it occurs to determine if the event requires service or if the event will only be recorded for tracking purposes and future reference. The determination is based on machine type, model, installed features, configuration, topology and activations at the time of the event.

If you do not find the SRC in a serviceable event view then it is a tracking event only and does not require service.

- Tracking events appear as "informational" or "Misc." or "temp" in the IBM i product activity log and the Advanced System Manage Interface (ASMI).
- Serviceable event views are:
  - AIX® Diagnostics Results Log
  - IBM i problem log
  - IBM i service action log (SAL)
  - Management console service focal point
  - Linux® Diagnostic Messages Log
  - System control panel
  - ASMI listed under serviceable events

---

### BC500102

**Explanation:**

During processor/memory subsystem initialization, an error was encountered.

**Response:**

The FRU callouts are calculated at the time of the failure. Examine the error log for the actual replacement strategy.

---

### BC500103

**Explanation:**

During processor/memory subsystem initialization, an error was encountered.

**Response:**

The FRU callouts are calculated at the time of the failure. Examine the error log for the actual replacement strategy.

---

### BC500104

**Explanation:**

During processor/memory subsystem initialization, an error was encountered.

**Response:**

The FRU callouts are calculated at the time of the failure. Examine the error log for the actual replacement strategy.

---

### BC500105

**Explanation:**

During processor/memory subsystem initialization, an error was encountered.

**Response:**

The FRU callouts are calculated at the time of the failure. Examine the error log for the actual replacement strategy.

---

### BC500107

**Explanation:**

During processor/memory subsystem initialization, an error was encountered.

**Response:**

The FRU callouts are calculated at the time of the failure. Examine the error log for the actual replacement strategy.

---

### BC500202

**Explanation:**

During processor/memory subsystem initialization, an error was encountered: A device driver operation was attempted for which no driver has been registered.

**Response:**

The FRU callouts are calculated at the time of the failure. See the error log for the actual replacement strategy.

---

### BC500203

**Explanation:**

During processor/memory subsystem initialization, an error was encountered: A device driver operation on a NULL target.

**Response:**

The FRU callouts are calculated at the time of the failure. See the error log for the actual replacement strategy.

---

**BC500204****Explanation:**

During processor/memory subsystem initialization, an error was encountered: A double registration was attempted with the routing framework.

**Response:**

The FRU callouts are calculated at the time of the failure. See the error log for the actual replacement strategy.

---

**BC500301****Explanation:**

During processor/memory subsystem initialization, an error was encountered: The provided address is over 32 bits long which makes it invalid.

**Response:**

The FRU callouts are calculated at the time of the failure. See the error log for the actual replacement strategy.

---

**BC500302****Explanation:**

During processor/memory subsystem initialization, an error was encountered.

**Response:**

The FRU callouts are calculated at the time of the failure. Examine the error log for the actual replacement strategy.

---

**BC500303****Explanation:**

During processor/memory subsystem initialization, an error was encountered.

**Response:**

The FRU callouts are calculated at the time of the failure. Examine the error log for the actual replacement strategy.

---

**BC500305****Explanation:**

During processor/memory subsystem initialization, an error was encountered: Indirect SCOM Read error.

**Response:**

The FRU callouts are calculated at the time of the failure. See the error log for the actual replacement strategy.

---

**BC500306****Explanation:**

During processor/memory subsystem initialization, an error was encountered: Indirect SCOM complete bit did not come on.

**Response:**

The FRU callouts are calculated at the time of the failure. See the error log for the actual replacement strategy.

---

**BC500307****Explanation:**

During processor/memory subsystem initialization, an error was encountered: Indirect SCOM Write failed for this address.

**Response:**

The FRU callouts are calculated at the time of the failure. See the error log for the actual replacement strategy.

---

**BC500308****Explanation:**

During processor/memory subsystem initialization, an error was encountered: Indirect SCOM complete bit did not come on.

**Response:**

The FRU callouts are calculated at the time of the failure. See the error log for the actual replacement strategy.

---

**BC500309****Explanation:**

During processor/memory subsystem initialization, an error was encountered: Scom Translate not supported for this type.

**Response:**

The FRU callouts are calculated at the time of the failure. See the error log for the actual replacement strategy.

---

**BC50030A****Explanation:**

During processor/memory subsystem initialization, an error was encountered: Scom Translation did not modify the address.

**Response:**

The FRU callouts are calculated at the time of the failure. See the error log for the actual replacement strategy.

---

**BC50030C****Explanation:**

Firmware error during system IPL.

**Response:**

The FRU callouts are calculated at the time of the failure. See the error log for the actual replacement strategy.

---

**BC50030D****Explanation:**

Firmware error during system IPL.

**Response:**

The FRU callouts are calculated at the time of the failure. See the error log for the actual replacement strategy.

---

**BC50030E****Explanation:**

A problem occurred during the IPL of the system.

**Response:**

The FRU callouts are calculated at the time of the failure. See the error log for the actual replacement strategy.

---

**BC50030F****Explanation:**

During processor/memory subsystem initialization, an error was encountered: Bits 0:11 in user supplied data is not zero.

**Response:**

The FRU callouts are calculated at the time of the failure. See the error log for the actual replacement strategy.

---

**BC500310****Explanation:**

During processor/memory subsystem initialization, an error was encountered: No read op on form 1 indirect scom.

**Response:**

The FRU callouts are calculated at the time of the failure. See the error log for the actual replacement strategy.

---

**BC500311****Explanation:**

During processor/memory subsystem initialization, an error was encountered: Hypervisor wakeup failed.

**Response:**

The FRU callouts are calculated at the time of the failure. See the error log for the actual replacement strategy.

---

**BC500312****Explanation:**

During processor/memory subsystem initialization, an error was encountered: SCOM runtime interface not linked.

**Response:**

The FRU callouts are calculated at the time of the failure. See the error log for the actual replacement strategy.

---

**BC500313****Explanation:**

During processor/memory subsystem initialization, an error was encountered: Disabling special wakeup when not enabled.

**Response:**

The FRU callouts are calculated at the time of the failure. See the error log for the actual replacement strategy.

---

**BC500314****Explanation:**

During processor/memory subsystem initialization, an error was encountered: Scom Translate not supported for this type.

**Response:**

The FRU callouts are calculated at the time of the failure. See the error log for the actual replacement strategy.

---

**BC500315****Explanation:**

During processor/memory subsystem initialization, an error was encountered: Error from Hypervisor attempting SCOM.

**Response:**

The FRU callouts are calculated at the time of the failure. See the error log for the actual replacement strategy.

---

**BC500316****Explanation:**

During processor/memory subsystem initialization, an error was encountered: Buffer size is less than allowed or NULL data buffer.

**Response:**

The FRU callouts are calculated at the time of the failure. See the error log for the actual replacement strategy.

---

**BC500317****Explanation:**

During processor/memory subsystem initialization, an error was encountered: Scom invalid operation type.

**Response:**

The FRU callouts are calculated at the time of the failure. See the error log for the actual replacement strategy.

---

**BC500318****Explanation:**

Secure Boot failure.

**Response:**

The FRU callouts are calculated at the time of the failure. See the error log for the actual replacement strategy.

---

**BC500319****Explanation:**

Secure Boot failure.

**Response:**

The FRU callouts are calculated at the time of the failure. See the error log for the actual replacement strategy.

---

**BC50031A****Explanation:**

Secure Boot failure.

**Response:**

The FRU callouts are calculated at the time of the failure. See the error log for the actual replacement strategy.

---

**BC50031B****Explanation:**

Secure Boot failure.

**Response:**

The FRU callouts are calculated at the time of the failure. See the error log for the actual replacement strategy.

---

**BC50031C****Explanation:**

Secure Boot failure.

**Response:**

The FRU callouts are calculated at the time of the failure. See the error log for the actual replacement strategy.

---

**BC50031D****Explanation:**

During processor/memory subsystem initialization, an error was encountered: Invalid mode parm for wakeup operation.

**Response:**

The FRU callouts are calculated at the time of the failure. See the error log for the actual replacement strategy.

---

**BC50031E****Explanation:**

During processor/memory subsystem initialization, an error was encountered: Unexpectedly forcing wakeup off when the counter is non-zero, implies a bug in the code flow.

**Response:**

The FRU callouts are calculated at the time of the failure. See the error log for the actual replacement strategy.

---

**BC50031F****Explanation:**

During processor/memory subsystem initialization, an error was encountered: Unsupported multicast op.

**Response:**

The FRU callouts are calculated at the time of the failure. See the error log for the actual replacement strategy.

---

**BC500401****Explanation:**

During processor/memory subsystem initialization, an error was encountered: XSCoM access error.

**Response:**

The FRU callouts are calculated at the time of the failure. See the error log for the actual replacement strategy.

---

**BC500402****Explanation:**

During processor/memory subsystem initialization, an error was encountered.

**Response:**

The FRU callouts are calculated at the time of the failure. Examine the error log for the actual replacement strategy.

---

**BC500403****Explanation:**

During processor/memory subsystem initialization, an error was encountered.

**Response:**

The FRU callouts are calculated at the time of the failure. Examine the error log for the actual replacement strategy.

---

**BC500404****Explanation:**

During processor/memory subsystem initialization, an error was encountered.

**Response:**

The FRU callouts are calculated at the time of the failure. Examine the error log for the actual replacement strategy.

---

**BC500405****Explanation:**

A problem occurred during the IPL of the system.

**Response:**

The FRU callouts are calculated at the time of the failure. See the error log for the actual replacement strategy.

---

**BC500406****Explanation:**

During processor/memory subsystem initialization, an error was encountered.

**Response:**

The FRU callouts are calculated at the time of the failure. Examine the error log for the actual replacement strategy.

---

**BC500407****Explanation:**

During processor/memory subsystem initialization, an error was encountered.

**Response:**

The FRU callouts are calculated at the time of the failure. Examine the error log for the actual replacement strategy.

---

**BC500501****Explanation:**

During processor/memory subsystem initialization, an error was encountered: Initialization Service failed to start a task.

**Response:**

The FRU callouts are calculated at the time of the failure. See the error log for the actual replacement strategy.

---

**BC500502****Explanation:**

During processor/memory subsystem initialization, an error was encountered: Initialization Service attempted to start a function within a module but the function failed to launch.

**Response:**

The FRU callouts are calculated at the time of the failure. See the error log for the actual replacement strategy.

---

**BC500503****Explanation:**

During processor/memory subsystem initialization, an error was encountered: One or more CxxTest Unit Tests failed.

**Response:**

The FRU callouts are calculated at the time of the failure. See the error log for the actual replacement strategy.

---

**BC500504****Explanation:**

During processor/memory subsystem initialization, an error was encountered: Could not FLUSH virtual memory.

**Response:**

The FRU callouts are calculated at the time of the failure. See the error log for the actual replacement strategy.

---

**BC500505****Explanation:**

During processor/memory subsystem initialization, an error was encountered: Initialization Service launched a task and the task returned an error.

**Response:**

The FRU callouts are calculated at the time of the failure. See the error log for the actual replacement strategy.

---

**BC500506****Explanation:**

During processor/memory subsystem initialization, an error was encountered: Initialization Service launched a function and the task returned an error.

**Response:**

The FRU callouts are calculated at the time of the failure. See the error log for the actual replacement strategy.

---

**BC500507****Explanation:**

During processor/memory subsystem initialization, an error was encountered: Initialization Service failed to load a module needed to load a function or task. UserDetails will contain the name of the function or task.

**Response:**

The FRU callouts are calculated at the time of the failure. See the error log for the actual replacement strategy.

---

**BC500508****Explanation:**

During processor/memory subsystem initialization, an error was encountered: Request to send Istep Complete msg to Fsp, but no outstanding message from service processor found.

**Response:**

The FRU callouts are calculated at the time of the failure. See the error log for the actual replacement strategy.

---

**BC500509****Explanation:**

During processor/memory subsystem initialization, an error was encountered: IStep failed and HW



deconfigured. Looped back to an earlier istep (Reconfigure loop).

**Response:**

The FRU callouts are calculated at the time of the failure. See the error log for the actual replacement strategy.

---

**BC50050A**

**Explanation:**

A hardware error occurred during the IPL. See previous logs for details.

**Response:**

The FRU callouts are calculated at the time of the failure. See the error log for the actual replacement strategy.

---

**BC50050B**

**Explanation:**

During processor/memory subsystem initialization, an error was encountered: Received shutdown request from service processor.

**Response:**

The FRU callouts are calculated at the time of the failure. See the error log for the actual replacement strategy.

---

**BC50050C**

**Explanation:**

A problem occurred during the IPL of the system.

**Response:**

The FRU callouts are calculated at the time of the failure. See the error log for the actual replacement strategy.

---

**BC50050D**

**Explanation:**

During processor/memory subsystem initialization, an error was encountered: Istep messaged received by non-master node.

**Response:**

The FRU callouts are calculated at the time of the failure. See the error log for the actual replacement strategy.

---

**BC50050F**

**Explanation:**

A reconfigure loop is being induced for testing purposes.

**Response:**

The FRU callouts are calculated at the time of the failure. See the error log for the actual replacement strategy.

---

**BC500510**

**Explanation:**

During processor/memory subsystem initialization, an error was encountered: Received shutdown request due to deconfigure outside of reconfig loop.

**Response:**

The FRU callouts are calculated at the time of the failure. See the error log for the actual replacement strategy.

---

**BC500511**

**Explanation:**

An internal firmware error occurred.

**Response:**

The FRU callouts are calculated at the time of the failure. See the error log for the actual replacement strategy.

---

**BC500512**

**Explanation:**

Node is no longer accepting istep requests.

**Response:**

The FRU callouts are calculated at the time of the failure. See the error log for the actual replacement strategy.

---

**BC500516**

**Explanation:**

Firmware error during boot.

**Response:**

The FRU callouts are calculated at the time of the failure. See the error log for the actual replacement strategy.

---

**BC500601**

**Explanation:**

A problem occurred while accessing the boot flash.

**Response:**

The FRU callouts are calculated at the time of the failure. See the error log for the actual replacement strategy.

---

**BC500602**

**Explanation:**

A problem occurred while accessing the boot flash.

**Response:**

The FRU callouts are calculated at the time of the failure. See the error log for the actual replacement strategy.

---

**BC500603**

**Explanation:**

During processor/memory subsystem initialization, an error was encountered: invalid section passed to flush.

**Response:**

The FRU callouts are calculated at the time of the failure. See the error log for the actual replacement strategy.

---

**BC500604****Explanation:**

A problem occurred while initializing secure PNOR.

**Response:**

The FRU callouts are calculated at the time of the failure. See the error log for the actual replacement strategy.

---

**BC500605****Explanation:**

Processor NOR flash: A problem occurred while accessing the boot flash.

**Response:**

The FRU callouts are calculated at the time of the failure. See the error log for the actual replacement strategy.

---

**BC500606****Explanation:**

A problem occurred while accessing the boot flash.

**Response:**

The FRU callouts are calculated at the time of the failure. See the error log for the actual replacement strategy.

---

**BC500607****Explanation:**

During processor/memory subsystem initialization, an error was encountered: Unsupported Reset Level requested.

**Response:**

The FRU callouts are calculated at the time of the failure. See the error log for the actual replacement strategy.

---

**BC500608****Explanation:**

LPC bus error communicating with the BMC.

**Response:**

The FRU callouts are calculated at the time of the failure. See the error log for the actual replacement strategy.

---

**BC500609****Explanation:**

A problem occurred while accessing the boot flash.

**Response:**

The FRU callouts are calculated at the time of the failure. See the error log for the actual replacement strategy.

---

**BC50060B****Explanation:**

Hardware error accessing flash during IPL.

**Response:**

The FRU callouts are calculated at the time of the failure. See the error log for the actual replacement strategy.

---

**BC50060C****Explanation:**

Fail verifying Flash File System (FFS) Header on Master Candidate Processor NOR flash Table of Contents

**Response:**

The FRU callouts are calculated at the time of the failure. See the error log for the actual replacement strategy.

---

**BC500610****Explanation:**

A problem occurred while accessing the boot flash.

**Response:**

The FRU callouts are calculated at the time of the failure. See the error log for the actual replacement strategy.

---

**BC500612****Explanation:**

Hardware error accessing flash during IPL.

**Response:**

The FRU callouts are calculated at the time of the failure. See the error log for the actual replacement strategy.

---

**BC500614****Explanation:**

Firmware error accessing flash during IPL.

**Response:**

The FRU callouts are calculated at the time of the failure. See the error log for the actual replacement strategy.

---

**BC500615****Explanation:**

BMC not responding while accessing the flash.

**Response:**

The FRU callouts are calculated at the time of the failure. See the error log for the actual replacement strategy.

---

**BC500616****Explanation:**

Error accessing system firmware flash.

**Response:**

The FRU callouts are calculated at the time of the failure. See the error log for the actual replacement strategy.

---

**BC500617****Explanation:**

Error accessing system firmware flash.

**Response:**

The FRU callouts are calculated at the time of the failure. See the error log for the actual replacement strategy.

---

**BC500619****Explanation:**

A problem occurred while reading Processor NOR flash partition table.

**Response:**

The FRU callouts are calculated at the time of the failure. See the error log for the actual replacement strategy.

---

**BC50061B****Explanation:**

During processor/memory subsystem initialization, an error was encountered: invalid section passed to getSectionInfo or section prohibited by secureboot.

**Response:**

The FRU callouts are calculated at the time of the failure. See the error log for the actual replacement strategy.

---

**BC50061C****Explanation:**

During processor/memory subsystem initialization, an error was encountered: UNCORRECTABLE ECC.

**Response:**

The FRU callouts are calculated at the time of the failure. See the error log for the actual replacement strategy.

---

**BC50061D****Explanation:**

During processor/memory subsystem initialization, an error was encountered: section size is zero.

**Response:**

The FRU callouts are calculated at the time of the failure. See the error log for the actual replacement strategy.

---

**BC50061E****Explanation:**

Failed to remove pages.

**Response:**

The FRU callouts are calculated at the time of the failure. See the error log for the actual replacement strategy.

---

**BC50061F****Explanation:**

Error accessing system firmware flash.

**Response:**

The FRU callouts are calculated at the time of the failure. See the error log for the actual replacement strategy.

---

**BC500620****Explanation:**

Error accessing system firmware flash.

**Response:**

The FRU callouts are calculated at the time of the failure. See the error log for the actual replacement strategy.

---

**BC500621****Explanation:**

During processor/memory subsystem initialization, an error was encountered: Non ECC protected section is passed to fixECC.

**Response:**

The FRU callouts are calculated at the time of the failure. See the error log for the actual replacement strategy.

---

**BC500622****Explanation:**

A problem occurred while reading Processor NOR flash partition table.

**Response:**

The FRU callouts are calculated at the time of the failure. See the error log for the actual replacement strategy.

---

**BC500623****Explanation:**

A problem occurred while reading Processor NOR flash partition table.

**Response:**

The FRU callouts are calculated at the time of the failure. See the error log for the actual replacement strategy.

---

**BC500627****Explanation:**

A problem occurred while accessing the boot flash.

**Response:**

The FRU callouts are calculated at the time of the failure. See the error log for the actual replacement strategy.

---

**BC500629****Explanation:**

No valid Table of Contents (TOC) found for Processor NOR flash.

**Response:**

The FRU callouts are calculated at the time of the failure. See the error log for the actual replacement strategy.

---

**BC50062A****Explanation:**

Error accessing system firmware flash.

**Response:**

The FRU callouts are calculated at the time of the failure. See the error log for the actual replacement strategy.

---

**BC50062B****Explanation:**

A problem occurred while reading Processor NOR flash partition table.

**Response:**

The FRU callouts are calculated at the time of the failure. See the error log for the actual replacement strategy.

---

**BC50062C****Explanation:**

A problem occurred while reading Processor NOR flash partition table.

**Response:**

The FRU callouts are calculated at the time of the failure. See the error log for the actual replacement strategy.

---

**BC50062D****Explanation:**

A problem occurred while reading Processor NOR flash partition table.

**Response:**

The FRU callouts are calculated at the time of the failure. See the error log for the actual replacement strategy.

---

**BC50062F****Explanation:**

Firmware level mismatch.

**Response:**

The FRU callouts are calculated at the time of the failure. See the error log for the actual replacement strategy.

---

**BC500630****Explanation:**

Secureboot key transition failure.

**Response:**

The FRU callouts are calculated at the time of the failure. See the error log for the actual replacement strategy.

---

**BC500631****Explanation:**

Firmware Error.

**Response:**

The FRU callouts are calculated at the time of the failure. See the error log for the actual replacement strategy.

---

**BC500632****Explanation:**

BMC not responding while accessing the flash.

**Response:**

The FRU callouts are calculated at the time of the failure. See the error log for the actual replacement strategy.

---

**BC500633****Explanation:**

BMC not responding while accessing the flash.

**Response:**

The FRU callouts are calculated at the time of the failure. See the error log for the actual replacement strategy.

---

**BC500634****Explanation:**

Security failure: unable to securely load requested firmware.

**Response:**

The FRU callouts are calculated at the time of the failure. See the error log for the actual replacement strategy.

---

**BC500635****Explanation:**

A problem occurred within the security subsystem.

**Response:**

The FRU callouts are calculated at the time of the failure. See the error log for the actual replacement strategy.

---

**BC500636****Explanation:**

A problem occurred within the security subsystem.

**Response:**

The FRU callouts are calculated at the time of the failure. See the error log for the actual replacement strategy.

---

---

**BC500637****Explanation:**

A problem occurred within the security subsystem.

**Response:**

The FRU callouts are calculated at the time of the failure. See the error log for the actual replacement strategy.

---

**BC500638****Explanation:**

Failure in security subsystem.

**Response:**

The FRU callouts are calculated at the time of the failure. See the error log for the actual replacement strategy.

---

**BC500639****Explanation:**

Platform Security Error.

**Response:**

The FRU callouts are calculated at the time of the failure. See the error log for the actual replacement strategy.

---

**BC50063A****Explanation:**

Failure in security subsystem.

**Response:**

The FRU callouts are calculated at the time of the failure. See the error log for the actual replacement strategy.

---

**BC50063B****Explanation:**

Failure in security subsystem.

**Response:**

The FRU callouts are calculated at the time of the failure. See the error log for the actual replacement strategy.

---

**BC50063C****Explanation:**

Failure in security subsystem.

**Response:**

The FRU callouts are calculated at the time of the failure. See the error log for the actual replacement strategy.

---

**BC50063D****Explanation:**

A problem occurred while reading Processor NOR flash partition table.

**Response:**

The FRU callouts are calculated at the time of the failure. See the error log for the actual replacement strategy.

---

**BC500702****Explanation:**

A problem occurred during the IPL of the system.

**Response:**

The FRU callouts are calculated at the time of the failure. See the error log for the actual replacement strategy.

---

**BC500703****Explanation:**

During processor/memory subsystem initialization, an error was encountered: Timed out waiting for data in FIFO to read.

**Response:**

The FRU callouts are calculated at the time of the failure. See the error log for the actual replacement strategy.

---

**BC500705****Explanation:**

During processor/memory subsystem initialization, an error was encountered: Timed out waiting for command complete.

**Response:**

The FRU callouts are calculated at the time of the failure. See the error log for the actual replacement strategy.

---

**BC500706****Explanation:**

A problem occurred during the IPL of the system: An error was found in the I2C status register.

**Response:**

The FRU callouts are calculated at the time of the failure. See the error log for the actual replacement strategy.

---

**BC500707****Explanation:**

During processor/memory subsystem initialization, an error was encountered: Master Sentinel chip was used as a target for an I2C operation. This is not permitted.

**Response:**

The FRU callouts are calculated at the time of the failure. See the error log for the actual replacement strategy.

---

**BC50070A****Explanation:**

A problem occurred during the IPL of the system.

**Response:**

The FRU callouts are calculated at the time of the failure. See the error log for the actual replacement strategy.

---

**BC50070B****Explanation:**

A problem occurred during the IPL of the system: A NACK error was found in the I2C Status register.

**Response:**

The FRU callouts are calculated at the time of the failure. See the error log for the actual replacement strategy.

---

**BC50070C****Explanation:**

A problem occurred during the IPL of the system: A Bus Arbitration Lost error was found in the I2C status register.

**Response:**

The FRU callouts are calculated at the time of the failure. See the error log for the actual replacement strategy.

---

**BC50070D****Explanation:**

During processor/memory subsystem initialization, an error was encountered: I2C read/write interface not linked.

**Response:**

The FRU callouts are calculated at the time of the failure. See the error log for the actual replacement strategy.

---

**BC50070E****Explanation:**

During processor/memory subsystem initialization, an error was encountered: I2C access error.

**Response:**

The FRU callouts are calculated at the time of the failure. See the error log for the actual replacement strategy.

---

**BC50070F****Explanation:**

During processor/memory subsystem initialization, an error was encountered: I2C offset length is invalid.

**Response:**

The FRU callouts are calculated at the time of the failure. See the error log for the actual replacement strategy.

---

**BC500710****Explanation:**

During processor/memory subsystem initialization, an error was encountered: There was an error retrieving the EEPROM page mutex for this i2c master engine.

**Response:**

The FRU callouts are calculated at the time of the failure. See the error log for the actual replacement strategy.

---

**BC500711****Explanation:**

During processor/memory subsystem initialization, an error was encountered: Invalid page requested.

**Response:**

The FRU callouts are calculated at the time of the failure. See the error log for the actual replacement strategy.

---

**BC500712****Explanation:**

During processor/memory subsystem initialization, an error was encountered: I2C master encountered an error while trying to unlock the eepromPage.

**Response:**

The FRU callouts are calculated at the time of the failure. See the error log for the actual replacement strategy.

---

**BC500713****Explanation:**

A problem occurred during the IPL of the system.

**Response:**

The FRU callouts are calculated at the time of the failure. See the error log for the actual replacement strategy.

---

**BC500714****Explanation:**

Unexpected boot firmware error.

**Response:**

The FRU callouts are calculated at the time of the failure. See the error log for the actual replacement strategy.

---

**BC500715****Explanation:**

Unexpected boot firmware error.

**Response:**

The FRU callouts are calculated at the time of the failure. See the error log for the actual replacement strategy.

---

**BC500716****Explanation:**

Firmware error during boot.

**Response:**

The FRU callouts are calculated at the time of the failure. See the error log for the actual replacement strategy.

---

**BC500717****Explanation:**

Firmware error during boot.

**Response:**

The FRU callouts are calculated at the time of the failure. See the error log for the actual replacement strategy.

---

**BC500718****Explanation:**

Unexpected firmware error.

**Response:**

The FRU callouts are calculated at the time of the failure. See the error log for the actual replacement strategy.

---

**BC500719****Explanation:**

Unexpected firmware error.

**Response:**

The FRU callouts are calculated at the time of the failure. See the error log for the actual replacement strategy.

---

**BC50071A****Explanation:**

Unexpected firmware error.

**Response:**

The FRU callouts are calculated at the time of the failure. See the error log for the actual replacement strategy.

---

**BC50071B****Explanation:**

Unexpected firmware error.

**Response:**

The FRU callouts are calculated at the time of the failure. See the error log for the actual replacement strategy.

---

**BC50071C****Explanation:**

Unexpected firmware error.

**Response:**

The FRU callouts are calculated at the time of the failure. See the error log for the actual replacement strategy.

---

**BC50071D****Explanation:**

Unexpected firmware error.

**Response:**

The FRU callouts are calculated at the time of the failure. See the error log for the actual replacement strategy.

---

**BC500801****Explanation:**

During processor/memory subsystem initialization, an error was encountered: Could not load/unload module.

**Response:**

The FRU callouts are calculated at the time of the failure. See the error log for the actual replacement strategy.

---

**BC500803****Explanation:**

During processor/memory subsystem initialization, an error was encountered: Could not allocate virtual memory.

**Response:**

The FRU callouts are calculated at the time of the failure. See the error log for the actual replacement strategy.

---

**BC500804****Explanation:**

During processor/memory subsystem initialization, an error was encountered: Could not set permissions on virtual memory.

**Response:**

The FRU callouts are calculated at the time of the failure. See the error log for the actual replacement strategy.

---

**BC500805****Explanation:**

During processor/memory subsystem initialization, an error was encountered: Module does not exist.

**Response:**

The FRU callouts are calculated at the time of the failure. See the error log for the actual replacement strategy.

---

**BC500806****Explanation:**

During processor/memory subsystem initialization, an error was encountered: Module is not a data module.

**Response:**

The FRU callouts are calculated at the time of the failure. See the error log for the actual replacement strategy.

---

**BC500807****Explanation:**

A problem was detected during the IPL of they system:  
Task crashed.

**Response:**

The FRU callouts are calculated at the time of the failure. See the error log for the actual replacement strategy.

---

**BC500808**

**Explanation:**

Corrupted flash image or firmware error during system boot.

**Response:**

The FRU callouts are calculated at the time of the failure. See the error log for the actual replacement strategy.

---

**BC500901**

**Explanation:**

A problem was detected during the IPL of the system:  
A hardware initialization procedure requested an invalid attribute.

**Response:**

The FRU callouts are calculated at the time of the failure. See the error log for the actual replacement strategy.

---

**BC500902**

**Explanation:**

During processor/memory subsystem initialization, an error was encountered: Request for EC features on an attribute without EC features.

**Response:**

The FRU callouts are calculated at the time of the failure. See the error log for the actual replacement strategy.

---

**BC500907**

**Explanation:**

Internal firmware error.

**Response:**

The FRU callouts are calculated at the time of the failure. See the error log for the actual replacement strategy.

---

**BC500908**

**Explanation:**

Firmware Error.

**Response:**

The FRU callouts are calculated at the time of the failure. See the error log for the actual replacement strategy.

---

**BC500909**

**Explanation:**

Firmware Error.

**Response:**

The FRU callouts are calculated at the time of the failure. See the error log for the actual replacement strategy.

---

**BC50090A**

**Explanation:**

Firmware Error.

**Response:**

The FRU callouts are calculated at the time of the failure. See the error log for the actual replacement strategy.

---

**BC50090D**

**Explanation:**

Firmware error during IPL.

**Response:**

The FRU callouts are calculated at the time of the failure. See the error log for the actual replacement strategy.

---

**BC50090E**

**Explanation:**

Firmware error during IPL.

**Response:**

The FRU callouts are calculated at the time of the failure. See the error log for the actual replacement strategy.

---

**BC50090F**

**Explanation:**

Error initializing processor/memory subsystem during boot. See FRU list for repair actions.

**Response:**

The FRU callouts are calculated at the time of the failure. See the error log for the actual replacement strategy.

---

**BC500910**

**Explanation:**

Firmware error during IPL.

**Response:**

The FRU callouts are calculated at the time of the failure. See the error log for the actual replacement strategy.

---

**BC500911**

**Explanation:**

Firmware error during IPL.

**Response:**

The FRU callouts are calculated at the time of the failure. See the error log for the actual replacement strategy.

---

**BC500912**



**Explanation:**

A problem occurred during the IPL of the system.

**Response:**

The FRU callouts are calculated at the time of the failure. Examine the error log for the actual replacement strategy.

---

**BC500913****Explanation:**

During processor/memory subsystem initialization, an error was encountered.

**Response:**

The FRU callouts are calculated at the time of the failure. Examine the error log for the actual replacement strategy.

---

**BC500914****Explanation:**

During processor/memory subsystem initialization, an error was encountered.

**Response:**

The FRU callouts are calculated at the time of the failure. Examine the error log for the actual replacement strategy.

---

**BC500915****Explanation:**

During processor/memory subsystem initialization, an error was encountered.

**Response:**

The FRU callouts are calculated at the time of the failure. Examine the error log for the actual replacement strategy.

---

**BC500916****Explanation:**

During processor/memory subsystem initialization, an error was encountered.

**Response:**

The FRU callouts are calculated at the time of the failure. Examine the error log for the actual replacement strategy.

---

**BC500917****Explanation:**

During processor/memory subsystem initialization, an error was encountered.

**Response:**

The FRU callouts are calculated at the time of the failure. Examine the error log for the actual replacement strategy.

---

**BC50091B****Explanation:**

A problem occurred during the IPL of the system.

**Response:**

The FRU callouts are calculated at the time of the failure. Examine the error log for the actual replacement strategy.

---

**BC50091C****Explanation:**

During processor/memory subsystem initialization, an error was encountered.

**Response:**

The FRU callouts are calculated at the time of the failure. Examine the error log for the actual replacement strategy.

---

**BC50091D****Explanation:**

A problem occurred during the IPL of the system.

**Response:**

The FRU callouts are calculated at the time of the failure. Examine the error log for the actual replacement strategy.

---

**BC50091E****Explanation:**

During processor/memory subsystem initialization, an error was encountered.

**Response:**

The FRU callouts are calculated at the time of the failure. Examine the error log for the actual replacement strategy.

---

**BC50091F****Explanation:**

During processor/memory subsystem initialization, an error was encountered.

**Response:**

The FRU callouts are calculated at the time of the failure. Examine the error log for the actual replacement strategy.

---

**BC500920****Explanation:**

A problem occurred during the IPL of the system.

**Response:**

The FRU callouts are calculated at the time of the failure. Examine the error log for the actual replacement strategy.

---

**BC500921****Explanation:**

A problem occurred during the IPL of the system.

**Response:**

The FRU callouts are calculated at the time of the failure. Examine the error log for the actual replacement strategy.

---

**BC500922****Explanation:**

A problem occurred during the IPL of the system.

**Response:**

The FRU callouts are calculated at the time of the failure. Examine the error log for the actual replacement strategy.

---

**BC500923****Explanation:**

A problem occurred during the IPL of the system.

**Response:**

The FRU callouts are calculated at the time of the failure. Examine the error log for the actual replacement strategy.

---

**BC500924****Explanation:**

Error unmapping memory section.

**Response:**

The FRU callouts are calculated at the time of the failure. See the error log for the actual replacement strategy.

---

**BC500925****Explanation:**

During processor/memory subsystem initialization, an error was encountered: The hwsv returned a message where the extra data was null. This should not happen so need to tell HostBoot to stop the ipl.

**Response:**

The FRU callouts are calculated at the time of the failure. See the error log for the actual replacement strategy.

---

**BC500926****Explanation:**

During processor/memory subsystem initialization, an error was encountered: The hwsv found an error while processing the message so it sent an error message back to indicate to HostBoot to stop the IPL. Userdata1 will have the error PLID from hwsv's errorlog.

**Response:**

The FRU callouts are calculated at the time of the failure. See the error log for the actual replacement strategy.

---

**BC500927****Explanation:**

During processor/memory subsystem initialization, an error was encountered: The hwsv returned a message where there was an error when the powr function was

called. userdata1 contains the errorlog plid from hwsv generated by the powr function.

**Response:**

The FRU callouts are calculated at the time of the failure. See the error log for the actual replacement strategy.

---

**BC500928****Explanation:**

During processor/memory subsystem initialization, an error was encountered: HB got an incorrect type message. HB did not provide the correct message type in the istep. Userdata1 shows the message type passed in.

**Response:**

The FRU callouts are calculated at the time of the failure. See the error log for the actual replacement strategy.

---

**BC500929****Explanation:**

A problem occurred during the IPL of the system.

**Response:**

The FRU callouts are calculated at the time of the failure. Examine the error log for the actual replacement strategy.

---

**BC50092A****Explanation:**

During processor/memory subsystem initialization, an error was encountered: messages from other nodes have not returned in time.

**Response:**

The FRU callouts are calculated at the time of the failure. See the error log for the actual replacement strategy.

---

**BC50092B****Explanation:**

During processor/memory subsystem initialization, an error was encountered: host coalesce host timer thread failed.

**Response:**

The FRU callouts are calculated at the time of the failure. See the error log for the actual replacement strategy.

---

**BC50092C****Explanation:**

During processor/memory subsystem initialization, an error was encountered.

**Response:**

The FRU callouts are calculated at the time of the failure. Examine the error log for the actual replacement strategy.

---

**BC50092D****Explanation:**

During processor/memory subsystem initialization, an error was encountered.

**Response:**

The FRU callouts are calculated at the time of the failure. Examine the error log for the actual replacement strategy.

---

**BC50092E****Explanation:**

During processor/memory subsystem initialization, an error was encountered: Request given to load payload into mirrored memory, but no mirrored memory exists at that location.

**Response:**

The FRU callouts are calculated at the time of the failure. See the error log for the actual replacement strategy.

---

**BC500930****Explanation:**

Read/write requested while in DISABLE\_DRAM\_REPAIRS mode found extra bad bits set for DIMM.

**Response:**

The FRU callouts are calculated at the time of the failure. See the error log for the actual replacement strategy.

---

**BC500931****Explanation:**

A problem occurred during the IPL of the system.

**Response:**

The FRU callouts are calculated at the time of the failure. See the error log for the actual replacement strategy.

---

**BC500932****Explanation:**

A problem occurred during the IPL of the system.

**Response:**

The FRU callouts are calculated at the time of the failure. See the error log for the actual replacement strategy.

---

**BC500933****Explanation:**

During processor/memory subsystem initialization, an error was encountered: Failed due to wrong DIMM type.

**Response:**

The FRU callouts are calculated at the time of the failure. See the error log for the actual replacement strategy.

---

**BC500934****Explanation:**

During processor/memory subsystem initialization, an error was encountered: Either nominal, max turbo or min power save frequency for the processor HUID (userdata1) is zero.

**Response:**

The FRU callouts are calculated at the time of the failure. See the error log for the actual replacement strategy.

---

**BC500935****Explanation:**

During processor/memory subsystem initialization, an error was encountered: Input buffer size is smaller than expected length.

**Response:**

The FRU callouts are calculated at the time of the failure. See the error log for the actual replacement strategy.

---

**BC500936****Explanation:**

During processor/memory subsystem initialization, an error was encountered: Nominal frequency(userdata1) does not match nominal frequency(userdata2) on other cores. Should be the same for all chips.

**Response:**

The FRU callouts are calculated at the time of the failure. See the error log for the actual replacement strategy.

---

**BC500937****Explanation:**

During processor/memory subsystem initialization, an error was encountered: Invalid bucket id found for the voltage data.

**Response:**

The FRU callouts are calculated at the time of the failure. See the error log for the actual replacement strategy.

---

**BC500938****Explanation:**

During processor/memory subsystem initialization, an error was encountered: Bucket id from PR keyword does not match bucket id in the voltage data.

**Response:**

The FRU callouts are calculated at the time of the failure. See the error log for the actual replacement strategy.

---

**BC500939****Explanation:**

During processor/memory subsystem initialization, an error was encountered: Unsupported #V keyword data version found.

**Response:**

The FRU callouts are calculated at the time of the failure. See the error log for the actual replacement strategy.

---

**BC50093B****Explanation:**

During processor/memory subsystem initialization, an error was encountered: When Workload Optimized Frequency (WOF) is enabled, ultra turbo freq should not be 0.

**Response:**

The FRU callouts are calculated at the time of the failure. See the error log for the actual replacement strategy.

---

**BC50093C****Explanation:**

During processor/memory subsystem initialization, an error was encountered: When Workload Optimized Frequency (WOF) is enabled, the WOF Freq Uplift index should be 1,2,3, or 4.

**Response:**

The FRU callouts are calculated at the time of the failure. See the error log for the actual replacement strategy.

---

**BC50093D****Explanation:**

A problem occurred during the IPL of the system.

**Response:**

The FRU callouts are calculated at the time of the failure. See the error log for the actual replacement strategy.

---

**BC50093E****Explanation:**

Error uncompressing payload image from boot flash.

**Response:**

The FRU callouts are calculated at the time of the failure. See the error log for the actual replacement strategy.

---

**BC500A01****Explanation:**

An internal function called the FSI device driver with an improper data length.

**Response:**

The FRU callouts are calculated at the time of the failure. See the error log for the actual replacement strategy.

---

**BC500A03****Explanation:**

A problem occurred during the IPL of the system.

**Response:**

The FRU callouts are calculated at the time of the failure. See the error log for the actual replacement strategy.

---

**BC500A04****Explanation:**

A problem occurred during the IPL of the system.

**Response:**

The FRU callouts are calculated at the time of the failure. See the error log for the actual replacement strategy.

---

**BC500A06****Explanation:**

A problem occurred during the IPL of the system.

**Response:**

The FRU callouts are calculated at the time of the failure. See the error log for the actual replacement strategy.

---

**BC500A08****Explanation:**

A problem occurred during the IPL of the system.

**Response:**

The FRU callouts are calculated at the time of the failure. See the error log for the actual replacement strategy.

---

**BC500A09****Explanation:**

A problem occurred during the IPL of the system.

**Response:**

The FRU callouts are calculated at the time of the failure. See the error log for the actual replacement strategy.

---

**BC500A0A****Explanation:**

A problem occurred during the IPL of the system.

**Response:**

The FRU callouts are calculated at the time of the failure. See the error log for the actual replacement strategy.

---

**BC500A0B****Explanation:**

A problem occurred during the IPL of the system.

**Response:**

The FRU callouts are calculated at the time of the failure. See the error log for the actual replacement strategy.

---

**BC500A0C****Explanation:**

A problem occurred during the IPL of the system.

**Response:**

The FRU callouts are calculated at the time of the failure. See the error log for the actual replacement strategy.

---

**BC500A0D****Explanation:**

A problem occurred during the IPL of the system.

**Response:**

The FRU callouts are calculated at the time of the failure. See the error log for the actual replacement strategy.

---

**BC500A0E****Explanation:**

A problem occurred during the IPL of the system.

**Response:**

The FRU callouts are calculated at the time of the failure. See the error log for the actual replacement strategy.

---

**BC500A0F****Explanation:**

FSI and MVPD do not agree.

**Response:**

The FRU callouts are calculated at the time of the failure. See the error log for the actual replacement strategy.

---

**BC500A10****Explanation:**

FSI and CVPD do not agree.

**Response:**

The FRU callouts are calculated at the time of the failure. See the error log for the actual replacement strategy.

---

**BC500A11****Explanation:**

A problem occurred during the IPL of the system.

**Response:**

The FRU callouts are calculated at the time of the failure. See the error log for the actual replacement strategy.

---

**BC500A12****Explanation:**

A problem occurred during the IPL of the system.

**Response:**

The FRU callouts are calculated at the time of the failure. See the error log for the actual replacement strategy.

---

**BC500B01****Explanation:**

During processor/memory subsystem initialization, an error was encountered.

**Response:**

The FRU callouts are calculated at the time of the failure. Examine the error log for the actual replacement strategy.

---

**BC500B02****Explanation:**

A problem occurred during the IPL of the system. The eyecatch value observed in memory does not match the expected value and therefore the contents of the attribute sections are unable to be parsed.

**Response:**

The FRU callouts are calculated at the time of the failure. See the error log for the actual replacement strategy.

---

**BC500B03****Explanation:**

Kernel failed to block memory.

**Response:**

The FRU callouts are calculated at the time of the failure. See the error log for the actual replacement strategy.

---

**BC500B04****Explanation:**

Kernel failed to set permissions on virtual memory block.

**Response:**

The FRU callouts are calculated at the time of the failure. See the error log for the actual replacement strategy.

---

**BC500B05****Explanation:**

Unexpected boot firmware error occurred.

**Response:**

The FRU callouts are calculated at the time of the failure. See the error log for the actual replacement strategy.

---

**BC500B06****Explanation:**

FW error, unexpected Attribute section type.

**Response:**

The FRU callouts are calculated at the time of the failure. See the error log for the actual replacement strategy.

---

**BC500B07****Explanation:**

A problem occurred during the IPL of the system: Attributes were not fully synchronized between the host firmware and service processor.

**Response:**

The FRU callouts are calculated at the time of the failure. See the error log for the actual replacement strategy.

---

**BC500B08****Explanation:**

During processor/memory subsystem initialization, an error was encountered: The attribute synchronization code on the service processor side was unable to fulfill the sync to HostBoot request.

**Response:**

The FRU callouts are calculated at the time of the failure. See the error log for the actual replacement strategy.

---

**BC500B09****Explanation:**

During processor/memory subsystem initialization, an error was encountered: The attribute synchronization from the service processor failed.

**Response:**

The FRU callouts are calculated at the time of the failure. See the error log for the actual replacement strategy.

---

**BC500B0A****Explanation:**

During processor/memory subsystem initialization, an error was encountered.

**Response:**

The FRU callouts are calculated at the time of the failure. Examine the error log for the actual replacement strategy.

---

**BC500B0B****Explanation:**

During processor/memory subsystem initialization, an error was encountered.

**Response:**

The FRU callouts are calculated at the time of the failure. Examine the error log for the actual replacement strategy.

---

**BC500B0C****Explanation:**

During processor/memory subsystem initialization, an error was encountered: Targeting target's type not supported by runtime code.

**Response:**

The FRU callouts are calculated at the time of the failure. See the error log for the actual replacement strategy.

---

**BC500B0D****Explanation:**

Invalid configuration data in firmware Processor NOR flash.

**Response:**

The FRU callouts are calculated at the time of the failure. See the error log for the actual replacement strategy.

---

**BC500B0E****Explanation:**

Invalid configuration data in firmware Processor NOR flash.

**Response:**

The FRU callouts are calculated at the time of the failure. See the error log for the actual replacement strategy.

---

**BC500B0F****Explanation:**

During processor/memory subsystem initialization, an error was encountered: Failure applying given attribute override on given target.

**Response:**

The FRU callouts are calculated at the time of the failure. See the error log for the actual replacement strategy.

---

**BC500B10****Explanation:**

During processor/memory subsystem initialization, an error was encountered: Given target does not have given attribute to apply override.

**Response:**

The FRU callouts are calculated at the time of the failure. See the error log for the actual replacement strategy.

---

**BC500B11****Explanation:**

Invalid configuration data in firmware Processor NOR flash.

**Response:**

The FRU callouts are calculated at the time of the failure. See the error log for the actual replacement strategy.

---

**BC500B12****Explanation:**

Invalid configuration data in firmware Processor NOR flash.

**Response:**

The FRU callouts are calculated at the time of the failure. See the error log for the actual replacement strategy.

---

**BC500B13****Explanation:**

Kernel failed to block map memory.

**Response:**

The FRU callouts are calculated at the time of the failure. See the error log for the actual replacement strategy.

---

**BC500B15****Explanation:**

Kernel failed to unblock mapped memory.

**Response:**

The FRU callouts are calculated at the time of the failure. See the error log for the actual replacement strategy.

---

**BC500B16****Explanation:**

Unexpected internal firmware error.

**Response:**

The FRU callouts are calculated at the time of the failure. See the error log for the actual replacement strategy.

---

**BC500B17****Explanation:**

Unexpected internal firmware error.

**Response:**

The FRU callouts are calculated at the time of the failure. See the error log for the actual replacement strategy.

---

**BC500B18****Explanation:**

Internal firmware error preparing for concurrent code update.

**Response:**

The FRU callouts are calculated at the time of the failure. See the error log for the actual replacement strategy.

---

**BC500B19****Explanation:**

Unsupported override configuration data.

**Response:**

The FRU callouts are calculated at the time of the failure. See the error log for the actual replacement strategy.

---

**BC500B1A****Explanation:**

Unexpected boot firmware failure.

**Response:**

The FRU callouts are calculated at the time of the failure. See the error log for the actual replacement strategy.

---

**BC500B1B****Explanation:**

Tolerated boot firmware error occurred.

**Response:**

The FRU callouts are calculated at the time of the failure. See the error log for the actual replacement strategy.

---

**BC500B80****Explanation:**

During processor/memory subsystem initialization, an error was encountered: The caller passed an invalid node target to find the master proc handle.

**Response:**

The FRU callouts are calculated at the time of the failure. See the error log for the actual replacement strategy.

---

**BC500B81****Explanation:**

During processor/memory subsystem initialization, an error was encountered: The caller passed an invalid node target to find the master proc handle.

**Response:**

The FRU callouts are calculated at the time of the failure. See the error log for the actual replacement strategy.

---

**BC500B82****Explanation:**

Internal firmware error applying custom configuration settings.

**Response:**

The FRU callouts are calculated at the time of the failure. See the error log for the actual replacement strategy.

---

**BC500B83****Explanation:**

Firmware error doing code update.

**Response:**

The FRU callouts are calculated at the time of the failure. See the error log for the actual replacement strategy.

---

**BC500B84****Explanation:**

Firmware error doing code update.

**Response:**

The FRU callouts are calculated at the time of the failure. See the error log for the actual replacement strategy.

---

**BC500B85****Explanation:**

Firmware error doing code update.

**Response:**

The FRU callouts are calculated at the time of the failure. See the error log for the actual replacement strategy.

---

**BC500B86****Explanation:**

Firmware error doing code update.

**Response:**

The FRU callouts are calculated at the time of the failure. See the error log for the actual replacement strategy.

---

**BC500B87****Explanation:**

Firmware error doing code update.

**Response:**

The FRU callouts are calculated at the time of the failure. See the error log for the actual replacement strategy.

---

**BC500B88****Explanation:**

Firmware error doing code update.

**Response:**

The FRU callouts are calculated at the time of the failure. See the error log for the actual replacement strategy.

---

**BC500B89****Explanation:**

Attempted to perform an invalid attribute look up.

**Response:**

The FRU callouts are calculated at the time of the failure. See the error log for the actual replacement strategy.

---

**BC500B8A****Explanation:**

A problem occurred during the IPL of the system. Expected resource was not indicated to be present.

**Response:**

The FRU callouts are calculated at the time of the failure. See the error log for the actual replacement strategy.

---

**BC500B8B****Explanation:**

During processor/memory subsystem initialization, an error was encountered: Error: Failed to translate common association address to platform address.

**Response:**

The FRU callouts are calculated at the time of the failure. See the error log for the actual replacement strategy.

---

**BC500B8C****Explanation:**

During processor/memory subsystem initialization, an error was encountered: Error: No free association entry to set.

**Response:**

The FRU callouts are calculated at the time of the failure. See the error log for the actual replacement strategy.

---

**BC500C01****Explanation:**

During processor/memory subsystem initialization, an error was encountered: Attempt to deconfigure a target that is not deconfigurable or not present.

**Response:**

The FRU callouts are calculated at the time of the failure. See the error log for the actual replacement strategy.

---

**BC500C03****Explanation:**

During processor/memory subsystem initialization, an error was encountered: Invalid target encountered in processing of HW callout.

**Response:**

The FRU callouts are calculated at the time of the failure. See the error log for the actual replacement strategy.

---

**BC500C04****Explanation:**

During processor/memory subsystem initialization, an error was encountered: Insufficient hardware to continue.

**Response:**



The FRU callouts are calculated at the time of the failure. See the error log for the actual replacement strategy.

---

**BC500C05****Explanation:**

A problem occurred during the IPL of the system: No functional processor cores were found on the master processor.

**Response:**

The FRU callouts are calculated at the time of the failure. See the error log for the actual replacement strategy.

---

**BC500C06****Explanation:**

A problem occurred during the IPL of the system: Found no functional dimm cards.

**Response:**

The FRU callouts are calculated at the time of the failure. See the error log for the actual replacement strategy.

---

**BC500C07****Explanation:**

A problem occurred during the IPL of the system: No functional master processor was found on this node.

**Response:**

The FRU callouts are calculated at the time of the failure. See the error log for the actual replacement strategy.

---

**BC500C08****Explanation:**

A problem occurred during the IPL of the system: No functional nodes were found on the system.

**Response:**

The FRU callouts are calculated at the time of the failure. See the error log for the actual replacement strategy.

---

**BC500C09****Explanation:**

A problem occurred during the IPL of the system: Found no functional dimm cards.

**Response:**

The FRU callouts are calculated at the time of the failure. See the error log for the actual replacement strategy.

---

**BC500C0A****Explanation:**

A previously discovered hardware issue is being ignored to allow the system to boot.

**Response:**

The FRU callouts are calculated at the time of the failure. See the error log for the actual replacement strategy.

---

**BC500C0B****Explanation:**

A problem occurred during the IPL of the system: A critical resource was found to be deconfigured.

**Response:**

The FRU callouts are calculated at the time of the failure. See the error log for the actual replacement strategy.

---

**BC500C0C****Explanation:**

A problem occurred during the IPL of the system: Found no functional dimm cards.

**Response:**

The FRU callouts are calculated at the time of the failure. See the error log for the actual replacement strategy.

---

**BC500C0E****Explanation:**

Insufficient hardware to continue IPL.

**Response:**

The FRU callouts are calculated at the time of the failure. See the error log for the actual replacement strategy.

---

**BC500C0F****Explanation:**

Incompatible Processor Chip Levels.

**Response:**

The FRU callouts are calculated at the time of the failure. See the error log for the actual replacement strategy.

---

**BC500C10****Explanation:**

Incompatible Processor Chip Levels.

**Response:**

The FRU callouts are calculated at the time of the failure. See the error log for the actual replacement strategy.

---

**BC500C11****Explanation:**

Host firmware encountered an internal error.

**Response:**

The FRU callouts are calculated at the time of the failure. See the error log for the actual replacement strategy.

---

**BC500C12**

**Explanation:**

Host firmware encountered an internal error.

**Response:**

The FRU callouts are calculated at the time of the failure. See the error log for the actual replacement strategy.

---

**BC500C13****Explanation:**

Host Firmware encountered an internal error.

**Response:**

The FRU callouts are calculated at the time of the failure. See the error log for the actual replacement strategy.

---

**BC500C14****Explanation:**

A problem occurred during the IPL of the system:  
Found too many obus links.

**Response:**

The FRU callouts are calculated at the time of the failure. See the error log for the actual replacement strategy.

---

**BC500C15****Explanation:**

A problem occurred during the IPL of the system: No memory found.

**Response:**

The FRU callouts are calculated at the time of the failure. See the error log for the actual replacement strategy.

---

**BC500C16****Explanation:**

A problem occurred during IPL of the system: Internal Firmware Error.

**Response:**

The FRU callouts are calculated at the time of the failure. See the error log for the actual replacement strategy.

---

**BC500C19****Explanation:**

A problem occurred during IPL of the system: Internal Firmware Error.

**Response:**

The FRU callouts are calculated at the time of the failure. See the error log for the actual replacement strategy.

---

**BC500C1A****Explanation:**

An issue occurred during IPL of the system: Internal Firmware Error.

**Response:**

The FRU callouts are calculated at the time of the failure. See the error log for the actual replacement strategy.

---

**BC500C1B****Explanation:**

Incompatible Processor Chip Levels.

**Response:**

The FRU callouts are calculated at the time of the failure. See the error log for the actual replacement strategy.

---

**BC500C1C****Explanation:**

Incompatible Processor Chip Levels.

**Response:**

The FRU callouts are calculated at the time of the failure. See the error log for the actual replacement strategy.

---

**BC500C1D****Explanation:**

Incompatible Processor Chip Levels.

**Response:**

The FRU callouts are calculated at the time of the failure. See the error log for the actual replacement strategy.

---

**BC500C81****Explanation:**

A problem occurred during the IPL of the system. Attempt to create a deconfiguration record for a target that is not deconfigurable or not present.

**Response:**

The FRU callouts are calculated at the time of the failure. See the error log for the actual replacement strategy.

---

**BC500C82****Explanation:**

A problem occurred during the IPL of the system. Attempt to create a deconfiguration record for a target, but the deconfiguration repository is full.

**Response:**

The FRU callouts are calculated at the time of the failure. See the error log for the actual replacement strategy.

---

**BC500C83****Explanation:**

Invalid chipid from hardware (all FFs).

**Response:**

The FRU callouts are calculated at the time of the failure. See the error log for the actual replacement strategy.

---

**BC500C84****Explanation:**

Invalid Lx keyword.

**Response:**

The FRU callouts are calculated at the time of the failure. See the error log for the actual replacement strategy.

---

**BC500C85****Explanation:**

Bad MCA target.

**Response:**

The FRU callouts are calculated at the time of the failure. See the error log for the actual replacement strategy.

---

**BC500C86****Explanation:**

During processor/memory subsystem initialization, an error was encountered: Post de-configuration of target failed.

**Response:**

The FRU callouts are calculated at the time of the failure. See the error log for the actual replacement strategy.

---

**BC500C87****Explanation:**

During processor/memory subsystem initialization, an error was encountered: Post de-configuration of target failed.

**Response:**

The FRU callouts are calculated at the time of the failure. See the error log for the actual replacement strategy.

---

**BC500C88****Explanation:**

Insufficient DIMM resources.

**Response:**

The FRU callouts are calculated at the time of the failure. See the error log for the actual replacement strategy.

---

**BC500D01****Explanation:**

A problem occurred during the IPL of the system: Error returned from SCOM engine after write.

**Response:**

The FRU callouts are calculated at the time of the failure. See the error log for the actual replacement strategy.

---

**BC500D02****Explanation:**

A problem occurred during the IPL of the system: Error returned from SCOM engine after read.

**Response:**

The FRU callouts are calculated at the time of the failure. See the error log for the actual replacement strategy.

---

**BC500D03****Explanation:**

During processor/memory subsystem initialization, an error was encountered: Multi-SCOM read did not return correct SCOMs.

**Response:**

The FRU callouts are calculated at the time of the failure. See the error log for the actual replacement strategy.

---

**BC500D04****Explanation:**

A problem occurred during the IPL of the system: Invalid address on a SCOM operation.

**Response:**

The FRU callouts are calculated at the time of the failure. See the error log for the actual replacement strategy.

---

**BC500D05****Explanation:**

A problem occurred during the IPL of the system: Unsupported SCOM operation type.

**Response:**

The FRU callouts are calculated at the time of the failure. See the error log for the actual replacement strategy.

---

**BC500D06****Explanation:**

During processor/memory subsystem initialization, an error was encountered: Hypervisor firmware request interface not linked.

**Response:**

The FRU callouts are calculated at the time of the failure. See the error log for the actual replacement strategy.

---

**BC500D07****Explanation:**

During processor/memory subsystem initialization, an error was encountered: Unable to allocate firmware request messages.

**Response:**

The FRU callouts are calculated at the time of the failure. See the error log for the actual replacement strategy.

---

**BC500E01**

**Explanation:**

During processor/memory subsystem initialization, an error was encountered: Invalid operation type.

**Response:**

The FRU callouts are calculated at the time of the failure. See the error log for the actual replacement strategy.

---

**BC500E02**

**Explanation:**

A problem was detected during the IPL of the system: Device type not supported.

**Response:**

The FRU callouts are calculated at the time of the failure. See the error log for the actual replacement strategy.

---

**BC500E03**

**Explanation:**

During processor/memory subsystem initialization, an error was encountered: EEPROM attribute was not found.

**Response:**

The FRU callouts are calculated at the time of the failure. See the error log for the actual replacement strategy.

---

**BC500E04**

**Explanation:**

During processor/memory subsystem initialization, an error was encountered: Invalid EEPROM chip to access.

**Response:**

The FRU callouts are calculated at the time of the failure. See the error log for the actual replacement strategy.

---

**BC500E05**

**Explanation:**

During processor/memory subsystem initialization, an error was encountered: I2C master entity path doesn't exist.

**Response:**

The FRU callouts are calculated at the time of the failure. See the error log for the actual replacement strategy.

---

**BC500E06**

**Explanation:**

During processor/memory subsystem initialization, an error was encountered: I2C master path target is null.

**Response:**

The FRU callouts are calculated at the time of the failure. See the error log for the actual replacement strategy.

---

**BC500E07**

**Explanation:**

During processor/memory subsystem initialization, an error was encountered: Invalid address offset size.

**Response:**

The FRU callouts are calculated at the time of the failure. See the error log for the actual replacement strategy.

---

**BC500E08**

**Explanation:**

A problem occurred during the IPL of the system: I2C buffer offset is too large.

**Response:**

The FRU callouts are calculated at the time of the failure. See the error log for the actual replacement strategy.

---

**BC500E09**

**Explanation:**

During processor/memory subsystem initialization, an error was encountered: I2C write page size is zero.

**Response:**

The FRU callouts are calculated at the time of the failure. See the error log for the actual replacement strategy.

---

**BC500E0A**

**Explanation:**

During processor/memory subsystem initialization, an error was encountered: cacheEeprom mm\_remove\_pages FLUSH failed.

**Response:**

The FRU callouts are calculated at the time of the failure. See the error log for the actual replacement strategy.

---

**BC500E0B**

**Explanation:**

During processor/memory subsystem initialization, an error was encountered: cacheEeprom mm\_remove\_pages FLUSH failed.

**Response:**

The FRU callouts are calculated at the time of the failure. See the error log for the actual replacement strategy.

---

**BC500E0C****Explanation:**

During processor/memory subsystem initialization, an error was encountered: buildEepromRecordHeader invalid mux target.

**Response:**

The FRU callouts are calculated at the time of the failure. See the error log for the actual replacement strategy.

---

**BC500E0D****Explanation:**

Soft error in Firmware.

**Response:**

The FRU callouts are calculated at the time of the failure. See the error log for the actual replacement strategy.

---

**BC500E0E****Explanation:**

Firmware detected new part and is restarting.

**Response:**

The FRU callouts are calculated at the time of the failure. See the error log for the actual replacement strategy.

---

**BC500F01****Explanation:**

During processor/memory subsystem initialization, an error was encountered: Interrupt type already registered.

**Response:**

The FRU callouts are calculated at the time of the failure. See the error log for the actual replacement strategy.

---

**BC500F02****Explanation:**

During processor/memory subsystem initialization, an error was encountered: Interrupt resource provider not initialized yet.

**Response:**

The FRU callouts are calculated at the time of the failure. See the error log for the actual replacement strategy.

---

**BC500F03****Explanation:**

During processor/memory subsystem initialization, an error was encountered: Interrupt resource provider not initialized yet.

**Response:**

The FRU callouts are calculated at the time of the failure. See the error log for the actual replacement strategy.

---

**BC500F04****Explanation:**

During processor/memory subsystem initialization, an error was encountered.

**Response:**

The FRU callouts are calculated at the time of the failure. Examine the error log for the actual replacement strategy.

---

**BC500F05****Explanation:**

During processor/memory subsystem initialization, an error was encountered.

**Response:**

The FRU callouts are calculated at the time of the failure. Examine the error log for the actual replacement strategy.

---

**BC500F07****Explanation:**

During processor/memory subsystem initialization, an error was encountered: Error mapping in memory.

**Response:**

The FRU callouts are calculated at the time of the failure. See the error log for the actual replacement strategy.

---

**BC500F08****Explanation:**

During processor/memory subsystem initialization, an error was encountered: Unexpected RC from issuing PSIH B EOI store.

**Response:**

The FRU callouts are calculated at the time of the failure. See the error log for the actual replacement strategy.

---

**BC500F09****Explanation:**

During processor/memory subsystem initialization, an error was encountered: Error unmasking interrupt source.

**Response:**

The FRU callouts are calculated at the time of the failure. See the error log for the actual replacement strategy.

---

**BC500F0C****Explanation:**

During processor/memory subsystem initialization, an error was encountered: Error encountered sending coalesce message to INTRP.

**Response:**

The FRU callouts are calculated at the time of the failure. See the error log for the actual replacement strategy.

---

**BC500F0D**

**Explanation:**

During processor/memory subsystem initialization, an error was encountered: Error encountered routing IPC message.

**Response:**

The FRU callouts are calculated at the time of the failure. See the error log for the actual replacement strategy.

---

**BC500F0E**

**Explanation:**

Error handling processor interrupts.

**Response:**

The FRU callouts are calculated at the time of the failure. See the error log for the actual replacement strategy.

---

**BC501001**

**Explanation:**

Service Processor Firmware couldn't detect any functional master processor required to boot the host.

**Response:**

The FRU callouts are calculated at the time of the failure. See the error log for the actual replacement strategy.

---

**BC501002**

**Explanation:**

During processor/memory subsystem initialization, an error was encountered: MDMT could not find a functional node.

**Response:**

The FRU callouts are calculated at the time of the failure. See the error log for the actual replacement strategy.

---

**BC501003**

**Explanation:**

Host failed to boot because there was a problem configuring Time Of Day on the Host processors.

**Response:**

The FRU callouts are calculated at the time of the failure. See the error log for the actual replacement strategy.

---

**BC501004**

**Explanation:**

During processor/memory subsystem initialization, an error was encountered.

**Response:**

The FRU callouts are calculated at the time of the failure. Examine the error log for the actual replacement strategy.

---

**BC501005**

**Explanation:**

Service Processor Firmware encountered an internal error.

**Response:**

The FRU callouts are calculated at the time of the failure. See the error log for the actual replacement strategy.

---

**BC501006**

**Explanation:**

During processor/memory subsystem initialization, an error was encountered: Error: Unsupported bus port was detected for the specified bus type. Possible Causes: Invalid bus configuration in targeting, or getBusPort method has not been updated to support all the possible port for a bus on a given system type. Resolution:Development team should be contacted.

**Response:**

The FRU callouts are calculated at the time of the failure. See the error log for the actual replacement strategy.

---

**BC501007**

**Explanation:**

Host failed to boot because there was a problem configuring Time Of Day on the Host processors.

**Response:**

The FRU callouts are calculated at the time of the failure. See the error log for the actual replacement strategy.

---

**BC501008**

**Explanation:**

Host failed to boot because there was a problem configuring Time Of Day on the Host processors.

**Response:**

The FRU callouts are calculated at the time of the failure. See the error log for the actual replacement strategy.

---

**BC501009**

**Explanation:**

Service Processor Firmware encountered an internal error.

**Response:**

The FRU callouts are calculated at the time of the failure. See the error log for the actual replacement strategy.

---

**BC50100A****Explanation:**

During processor/memory subsystem initialization, an error was encountered.

**Response:**

The FRU callouts are calculated at the time of the failure. Examine the error log for the actual replacement strategy.

---

**BC50100B****Explanation:**

During processor/memory subsystem initialization, an error was encountered.

**Response:**

The FRU callouts are calculated at the time of the failure. Examine the error log for the actual replacement strategy.

---

**BC50100C****Explanation:**

An internal error occurred. This will force the Time of Day function to run with complete redundancy.

**Response:**

The FRU callouts are calculated at the time of the failure. See the error log for the actual replacement strategy.

---

**BC50100D****Explanation:**

Host failed to boot because there was a problem configuring Time Of Day on the Host processors.

**Response:**

The FRU callouts are calculated at the time of the failure. See the error log for the actual replacement strategy.

---

**BC50100E****Explanation:**

During processor/memory subsystem initialization, an error was encountered.

**Response:**

The FRU callouts are calculated at the time of the failure. Examine the error log for the actual replacement strategy.

---

**BC50100F****Explanation:**

During processor/memory subsystem initialization, an error was encountered.

**Response:**

The FRU callouts are calculated at the time of the failure. Examine the error log for the actual replacement strategy.

---

**BC501011****Explanation:**

Service Processor Firmware encountered an internal error.

**Response:**

The FRU callouts are calculated at the time of the failure. See the error log for the actual replacement strategy.

---

**BC501012****Explanation:**

Service Processor Firmware encountered an internal error.

**Response:**

The FRU callouts are calculated at the time of the failure. See the error log for the actual replacement strategy.

---

**BC501013****Explanation:**

Host failed to boot because there was a problem configuring Time Of Day on the Host processors.

**Response:**

The FRU callouts are calculated at the time of the failure. See the error log for the actual replacement strategy.

---

**BC501014****Explanation:**

Service Processor Firmware encountered an internal error.

**Response:**

The FRU callouts are calculated at the time of the failure. See the error log for the actual replacement strategy.

---

**BC501015****Explanation:**

There was a problem in configuring Time Of Day on the Host processor.

**Response:**

The FRU callouts are calculated at the time of the failure. See the error log for the actual replacement strategy.

---

**BC501017****Explanation:**

Service Processor Firmware encountered an internal error.

**Response:**

The FRU callouts are calculated at the time of the failure. See the error log for the actual replacement strategy.

---

**BC501019****Explanation:**

Service Processor Firmware encountered an internal error.

**Response:**

The FRU callouts are calculated at the time of the failure. See the error log for the actual replacement strategy.

---

**BC50101A****Explanation:**

An internal error occurred. This will force the Time of Day function to run with complete redundancy.

**Response:**

The FRU callouts are calculated at the time of the failure. See the error log for the actual replacement strategy.

---

**BC501101****Explanation:**

A problem occurred during the IPL of the system.

**Response:**

The FRU callouts are calculated at the time of the failure. See the error log for the actual replacement strategy.

---

**BC501102****Explanation:**

During processor/memory subsystem initialization, an error was encountered: Message from service processor. Message type is not within a valid range. Message dropped.

**Response:**

The FRU callouts are calculated at the time of the failure. See the error log for the actual replacement strategy.

---

**BC501104****Explanation:**

A problem occurred during the IPL of the system.

**Response:**

The FRU callouts are calculated at the time of the failure. See the error log for the actual replacement strategy.

---

**BC501105****Explanation:**

During processor/memory subsystem initialization, an error was encountered: Message from service processor. An invalid message queue ID or message type was sent to the service processor.

**Response:**

The FRU callouts are calculated at the time of the failure. See the error log for the actual replacement strategy.

---

**BC501107****Explanation:**

During processor/memory subsystem initialization, an error was encountered: Message queue already registered with mailbox using a different queue.

**Response:**

The FRU callouts are calculated at the time of the failure. See the error log for the actual replacement strategy.

---

**BC501109****Explanation:**

During processor/memory subsystem initialization, an error was encountered: Retry failed. Bad status indicated in PIB status reg.

**Response:**

The FRU callouts are calculated at the time of the failure. See the error log for the actual replacement strategy.

---

**BC50110A****Explanation:**

During processor/memory subsystem initialization, an error was encountered: Mailbox Data Write attempted before ACK.

**Response:**

The FRU callouts are calculated at the time of the failure. See the error log for the actual replacement strategy.

---

**BC50110B****Explanation:**

During processor/memory subsystem initialization, an error was encountered: Mailbox Hardware detected parity error.

**Response:**

The FRU callouts are calculated at the time of the failure. See the error log for the actual replacement strategy.

---

**BC50110C****Explanation:**

During processor/memory subsystem initialization, an error was encountered: Invalid message type sent to mailbox msgQ.

**Response:**

The FRU callouts are calculated at the time of the failure. See the error log for the actual replacement strategy.

---

**BC50110D**



**Explanation:**

During processor/memory subsystem initialization, an error was encountered: Host boot mailbox service is not available at this time.

**Response:**

The FRU callouts are calculated at the time of the failure. See the error log for the actual replacement strategy.

---

**BC50110E****Explanation:**

During processor/memory subsystem initialization, an error was encountered: Failed to allocate a DMA buffer. Message dropped.

**Response:**

The FRU callouts are calculated at the time of the failure. See the error log for the actual replacement strategy.

---

**BC50110F****Explanation:**

During processor/memory subsystem initialization, an error was encountered: Could not register mailbox message queue.

**Response:**

The FRU callouts are calculated at the time of the failure. See the error log for the actual replacement strategy.

---

**BC501110****Explanation:**

During processor/memory subsystem initialization, an error was encountered: Mailbox is disabled, message dropped.

**Response:**

The FRU callouts are calculated at the time of the failure. See the error log for the actual replacement strategy.

---

**BC501111****Explanation:**

During processor/memory subsystem initialization, an error was encountered: An invalid node was specified.

**Response:**

The FRU callouts are calculated at the time of the failure. See the error log for the actual replacement strategy.

---

**BC501112****Explanation:**

During processor/memory subsystem initialization, an error was encountered: Invalid msg or msg queue.

**Response:**

The FRU callouts are calculated at the time of the failure. See the error log for the actual replacement strategy.

---

**BC501113****Explanation:**

During processor/memory subsystem initialization, an error was encountered: IPC Message data corrupted.

**Response:**

The FRU callouts are calculated at the time of the failure. See the error log for the actual replacement strategy.

---

**BC501202****Explanation:**

During processor/memory subsystem initialization, an error was encountered: Invalid address and size returned from HDAT.

**Response:**

The FRU callouts are calculated at the time of the failure. See the error log for the actual replacement strategy.

---

**BC501204****Explanation:**

During processor/memory subsystem initialization, an error was encountered: Cannot unmap the source table section.

**Response:**

The FRU callouts are calculated at the time of the failure. See the error log for the actual replacement strategy.

---

**BC501205****Explanation:**

During processor/memory subsystem initialization, an error was encountered: Cannot unmap the source table section.

**Response:**

The FRU callouts are calculated at the time of the failure. See the error log for the actual replacement strategy.

---

**BC501207****Explanation:**

During processor/memory subsystem initialization, an error was encountered: MDRT table is not big enough to hold all entries.

**Response:**

The FRU callouts are calculated at the time of the failure. See the error log for the actual replacement strategy.

---

**BC501209****Explanation:**

During processor/memory subsystem initialization, an error was encountered: MDDT table is not big enough to hold all src entries.

**Response:**

The FRU callouts are calculated at the time of the failure. See the error log for the actual replacement strategy.

---

**BC50120A**

**Explanation:**

During processor/memory subsystem initialization, an error was encountered: MDDT table is not big enough to hold all src entries.

**Response:**

The FRU callouts are calculated at the time of the failure. See the error log for the actual replacement strategy.

---

**BC50120B**

**Explanation:**

During processor/memory subsystem initialization, an error was encountered: MDST table entry with page aligned is greater than 32GB.

**Response:**

The FRU callouts are calculated at the time of the failure. See the error log for the actual replacement strategy.

---

**BC50120C**

**Explanation:**

During processor/memory subsystem initialization, an error was encountered: MDDT table entry with page aligned is greater than 32GB.

**Response:**

The FRU callouts are calculated at the time of the failure. See the error log for the actual replacement strategy.

---

**BC501301**

**Explanation:**

During processor/memory subsystem initialization, an error was encountered: Unexpected data from LPC-UART interface.

**Response:**

The FRU callouts are calculated at the time of the failure. See the error log for the actual replacement strategy.

---

**BC501302**

**Explanation:**

During processor/memory subsystem initialization, an error was encountered: Timeout from LPC-UART interface.

**Response:**

The FRU callouts are calculated at the time of the failure. See the error log for the actual replacement strategy.

---

**BC501401**

**Explanation:**

During processor/memory subsystem initialization, an error was encountered: A maint command HW timed out.

**Response:**

The FRU callouts are calculated at the time of the failure. See the error log for the actual replacement strategy.

---

**BC501402**

**Explanation:**

During processor/memory subsystem initialization, an error was encountered: A maint command SW timed out.

**Response:**

The FRU callouts are calculated at the time of the failure. See the error log for the actual replacement strategy.

---

**BC501403**

**Explanation:**

Task handling mainstore init crashed.

**Response:**

The FRU callouts are calculated at the time of the failure. See the error log for the actual replacement strategy.

---

**BC501602**

**Explanation:**

A problem occurred during the IPL of the system.

**Response:**

The FRU callouts are calculated at the time of the failure. See the error log for the actual replacement strategy.

---

**BC501603**

**Explanation:**

During processor/memory subsystem initialization, an error was encountered: End of file reached.

**Response:**

The FRU callouts are calculated at the time of the failure. See the error log for the actual replacement strategy.

---

**BC501604**

**Explanation:**

During processor/memory subsystem initialization, an error was encountered: Unable to load LID via host interface.

**Response:**

The FRU callouts are calculated at the time of the failure. See the error log for the actual replacement strategy.

---

**BC501605****Explanation:**

During processor/memory subsystem initialization, an error was encountered: DMA message contains data for wrong LID.

**Response:**

The FRU callouts are calculated at the time of the failure. See the error log for the actual replacement strategy.

---

**BC501606****Explanation:**

During processor/memory subsystem initialization, an error was encountered: Insufficient space provided for LID by calling function.

**Response:**

The FRU callouts are calculated at the time of the failure. See the error log for the actual replacement strategy.

---

**BC501607****Explanation:**

During processor/memory subsystem initialization, an error was encountered: Invalid Message type received from service processor when transferring LID pages.

**Response:**

The FRU callouts are calculated at the time of the failure. See the error log for the actual replacement strategy.

---

**BC501608****Explanation:**

During processor/memory subsystem initialization, an error was encountered: Insufficient space provided for LID by calling function.

**Response:**

The FRU callouts are calculated at the time of the failure. See the error log for the actual replacement strategy.

---

**BC501609****Explanation:**

During processor/memory subsystem initialization, an error was encountered: Unable to unload LID via host interface.

**Response:**

The FRU callouts are calculated at the time of the failure. See the error log for the actual replacement strategy.

---

**BC50160A****Explanation:**

During processor/memory subsystem initialization, an error was encountered: Unable to find Lid.

**Response:**

The FRU callouts are calculated at the time of the failure. See the error log for the actual replacement strategy.

---

**BC50160B****Explanation:**

Firmware error during boot.

**Response:**

The FRU callouts are calculated at the time of the failure. See the error log for the actual replacement strategy.

---

**BC50160C****Explanation:**

A problem occurred during the IPL of the system.

**Response:**

The FRU callouts are calculated at the time of the failure. See the error log for the actual replacement strategy.

---

**BC50160D****Explanation:**

A problem occurred during the IPL of the system.

**Response:**

The FRU callouts are calculated at the time of the failure. See the error log for the actual replacement strategy.

---

**BC50160E****Explanation:**

A problem occurred during the IPL of the system.

**Response:**

The FRU callouts are calculated at the time of the failure. See the error log for the actual replacement strategy.

---

**BC50160F****Explanation:**

A problem occurred during the IPL of the system.

**Response:**

The FRU callouts are calculated at the time of the failure. See the error log for the actual replacement strategy.

---

**BC501610****Explanation:**

A problem occurred during the IPL of the system.

**Response:**

The FRU callouts are calculated at the time of the failure. See the error log for the actual replacement strategy.

---

**BC501611****Explanation:**

A problem occurred during the IPL of the system.

**Response:**

The FRU callouts are calculated at the time of the failure. See the error log for the actual replacement strategy.

---

**BC501612****Explanation:**

A problem occurred during the IPL of the system.

**Response:**

The FRU callouts are calculated at the time of the failure. See the error log for the actual replacement strategy.

---

**BC501613****Explanation:**

A problem occurred during the IPL of the system.

**Response:**

The FRU callouts are calculated at the time of the failure. See the error log for the actual replacement strategy.

---

**BC501615****Explanation:**

A problem occurred during the IPL of the system.

**Response:**

The FRU callouts are calculated at the time of the failure. See the error log for the actual replacement strategy.

---

**BC501616****Explanation:**

Firmware Error.

**Response:**

The FRU callouts are calculated at the time of the failure. See the error log for the actual replacement strategy.

---

**BC501617****Explanation:**

Firmware Error.

**Response:**

The FRU callouts are calculated at the time of the failure. See the error log for the actual replacement strategy.

---

**BC501618****Explanation:**

Firmware Error.

**Response:**

The FRU callouts are calculated at the time of the failure. See the error log for the actual replacement strategy.

---

**BC50161A****Explanation:**

Firmware Error.

**Response:**

The FRU callouts are calculated at the time of the failure. See the error log for the actual replacement strategy.

---

**BC50161B****Explanation:**

Firmware Error.

**Response:**

The FRU callouts are calculated at the time of the failure. See the error log for the actual replacement strategy.

---

**BC50161C****Explanation:**

Firmware encountered an internal error.

**Response:**

The FRU callouts are calculated at the time of the failure. See the error log for the actual replacement strategy.

---

**BC50161D****Explanation:**

Firmware load error.

**Response:**

The FRU callouts are calculated at the time of the failure. See the error log for the actual replacement strategy.

---

**BC501700****Explanation:**

During processor/memory subsystem initialization, an error was encountered: Request given to load payload into mirrored memory, but no mirrored memory exists at that location.

**Response:**

The FRU callouts are calculated at the time of the failure. See the error log for the actual replacement strategy.

---

**BC501701****Explanation:**

During processor/memory subsystem initialization, an error was encountered: Failure extending memory to after exiting cache contained mode.

**Response:**

The FRU callouts are calculated at the time of the failure. See the error log for the actual replacement strategy.

---

**BC501702****Explanation:**

A problem occurred during the IPL of the system.

**Response:**

The FRU callouts are calculated at the time of the failure. Examine the error log for the actual replacement strategy.

---

**BC501703****Explanation:**

During processor/memory subsystem initialization, an error was encountered: IStep failed, see other log(s) with the same PLID for reason.

**Response:**

The FRU callouts are calculated at the time of the failure. See the error log for the actual replacement strategy.

---

**BC501704****Explanation:**

A problem occurred during the IPL of the system.

**Response:**

The FRU callouts are calculated at the time of the failure. See the error log for the actual replacement strategy.

---

**BC501705****Explanation:**

A problem occurred during the IPL of the system.

**Response:**

The FRU callouts are calculated at the time of the failure. See the error log for the actual replacement strategy.

---

**BC501706****Explanation:**

During processor/memory subsystem initialization, an error was encountered: cpu\_master\_winkle returned an error.

**Response:**

The FRU callouts are calculated at the time of the failure. See the error log for the actual replacement strategy.

---

**BC501707****Explanation:**

A problem occurred during the IPL of the system.

**Response:**

The FRU callouts are calculated at the time of the failure. See the error log for the actual replacement strategy.

---

**BC501708****Explanation:**

A problem occurred during the IPL of the system.

**Response:**

The FRU callouts are calculated at the time of the failure. Examine the error log for the actual replacement strategy.

---

**BC501709****Explanation:**

During processor/memory subsystem initialization, an error was encountered: Call to getParentAffinityTarget requesting the number of EX chips with parent affinity to a core, returned an incorrect vector size, the expected size is 1.

**Response:**

The FRU callouts are calculated at the time of the failure. See the error log for the actual replacement strategy.

---

**BC50170A****Explanation:**

A problem occurred during the IPL of the system.

**Response:**

The FRU callouts are calculated at the time of the failure. See the error log for the actual replacement strategy.

---

**BC50170B****Explanation:**

A problem isolated to firmware or firmware customization occurred during the IPL of the system.

**Response:**

The FRU callouts are calculated at the time of the failure. See the error log for the actual replacement strategy.

---

**BC50170C****Explanation:**

A problem occurred during the IPL of the system.

**Response:**

The FRU callouts are calculated at the time of the failure. See the error log for the actual replacement strategy.

---

**BC50170D****Explanation:**

A problem isolated to firmware or firmware customization occurred during the IPL of the system.

**Response:**

The FRU callouts are calculated at the time of the failure. See the error log for the actual replacement strategy.

---

**BC50170E****Explanation:**

A problem isolated to firmware or firmware customization occurred during the IPL of the system.

**Response:**

The FRU callouts are calculated at the time of the failure. See the error log for the actual replacement strategy.

---

**BC501711****Explanation:**

Platform generated error. See User Data.

**Response:**

The FRU callouts are calculated at the time of the failure. See the error log for the actual replacement strategy.

---

**BC501712****Explanation:**

Platform generated error.

**Response:**

The FRU callouts are calculated at the time of the failure. See the error log for the actual replacement strategy.

---

**BC501713****Explanation:**

Platform generated error. See User Data.

**Response:**

The FRU callouts are calculated at the time of the failure. See the error log for the actual replacement strategy.

---

**BC501714****Explanation:**

A problem occurred during the IPL of the system.

**Response:**

The FRU callouts are calculated at the time of the failure. See the error log for the actual replacement strategy.

---

**BC501715****Explanation:**

A problem occurred during the IPL of the system.

**Response:**

The FRU callouts are calculated at the time of the failure. See the error log for the actual replacement strategy.

---

**BC501716****Explanation:**

A problem occurred during the IPL of the system.

**Response:**

The FRU callouts are calculated at the time of the failure. See the error log for the actual replacement strategy.

---

**BC50171A****Explanation:**

A problem occurred during the IPL of the system.

**Response:**

The FRU callouts are calculated at the time of the failure. See the error log for the actual replacement strategy.

---

**BC50171B****Explanation:**

A problem occurred during the IPL of the system.

**Response:**

The FRU callouts are calculated at the time of the failure. See the error log for the actual replacement strategy.

---

**BC50171C****Explanation:**

A problem occurred during the IPL of the system.

**Response:**

The FRU callouts are calculated at the time of the failure. See the error log for the actual replacement strategy.

---

**BC50171D****Explanation:**

Platform security problem detected.

**Response:**

The FRU callouts are calculated at the time of the failure. See the error log for the actual replacement strategy.

---

**BC50171E****Explanation:**

During processor/memory subsystem initialization, an error was encountered: There is no functional memory.

**Response:**

The FRU callouts are calculated at the time of the failure. See the error log for the actual replacement strategy.

---

**BC50171F****Explanation:**

A problem occurred during the IPL of the system.

**Response:**

The FRU callouts are calculated at the time of the failure. See the error log for the actual replacement strategy.

---

**BC501720****Explanation:**

A problem occurred during the IPL of the system.

**Response:**

The FRU callouts are calculated at the time of the failure. See the error log for the actual replacement strategy.

---

**BC501721**

**Explanation:**

Platform security problem detected.

**Response:**

The FRU callouts are calculated at the time of the failure. See the error log for the actual replacement strategy.

---

**BC501722**

**Explanation:**

Platform security problem detected.

**Response:**

The FRU callouts are calculated at the time of the failure. See the error log for the actual replacement strategy.

---

**BC501723**

**Explanation:**

Platform security problem detected.

**Response:**

The FRU callouts are calculated at the time of the failure. See the error log for the actual replacement strategy.

---

**BC501724**

**Explanation:**

Platform security problem detected.

**Response:**

The FRU callouts are calculated at the time of the failure. See the error log for the actual replacement strategy.

---

**BC501725**

**Explanation:**

Platform security problem detected.

**Response:**

The FRU callouts are calculated at the time of the failure. See the error log for the actual replacement strategy.

---

**BC501726**

**Explanation:**

Platform security problem detected.

**Response:**

The FRU callouts are calculated at the time of the failure. See the error log for the actual replacement strategy.

---

**BC501727**

**Explanation:**

Platform security problem detected.

**Response:**

The FRU callouts are calculated at the time of the failure. See the error log for the actual replacement strategy.

---

**BC501728**

**Explanation:**

Platform security problem detected.

**Response:**

The FRU callouts are calculated at the time of the failure. See the error log for the actual replacement strategy.

---

**BC501729**

**Explanation:**

Host firmware did not find enough hardware to continue the boot.

**Response:**

The FRU callouts are calculated at the time of the failure. See the error log for the actual replacement strategy.

---

**BC501732**

**Explanation:**

Illegal action during boot.

**Response:**

The FRU callouts are calculated at the time of the failure. See the error log for the actual replacement strategy.

---

**BC501735**

**Explanation:**

A problem occurred during the IPL of the system.

**Response:**

The FRU callouts are calculated at the time of the failure. See the error log for the actual replacement strategy.

---

**BC501736**

**Explanation:**

A problem occurred during the IPL of the system.

**Response:**

The FRU callouts are calculated at the time of the failure. See the error log for the actual replacement strategy.

---

**BC501737**

**Explanation:**

A problem occurred during the IPL of the system.

**Response:**

The FRU callouts are calculated at the time of the failure. See the error log for the actual replacement strategy.

---

**BC501738****Explanation:**

Processor Error.

**Response:**

The FRU callouts are calculated at the time of the failure. See the error log for the actual replacement strategy.

---

**BC501739****Explanation:**

A problem occurred during the IPL of the system and the system will reboot.

**Response:**

The FRU callouts are calculated at the time of the failure. See the error log for the actual replacement strategy.

---

**BC50173A****Explanation:**

A problem occurred during the IPL of the system.

**Response:**

The FRU callouts are calculated at the time of the failure. See the error log for the actual replacement strategy.

---

**BC501740****Explanation:**

During processor/memory subsystem initialization, an error was encountered: messages from other nodes have not returned in time.

**Response:**

The FRU callouts are calculated at the time of the failure. See the error log for the actual replacement strategy.

---

**BC501741****Explanation:**

During processor/memory subsystem initialization, an error was encountered: Freq attribute DATA timer thread failed.

**Response:**

The FRU callouts are calculated at the time of the failure. See the error log for the actual replacement strategy.

---

**BC501742****Explanation:**

Incompatible processor modules installed between drawers.

**Response:**

The FRU callouts are calculated at the time of the failure. See the error log for the actual replacement strategy.

---

**BC501743****Explanation:**

Incompatible processor modules installed between drawers.

**Response:**

The FRU callouts are calculated at the time of the failure. See the error log for the actual replacement strategy.

---

**BC501744****Explanation:**

Incompatible processor modules installed between drawers.

**Response:**

The FRU callouts are calculated at the time of the failure. See the error log for the actual replacement strategy.

---

**BC501745****Explanation:**

Incompatible processor modules installed between drawers.

**Response:**

The FRU callouts are calculated at the time of the failure. See the error log for the actual replacement strategy.

---

**BC501746****Explanation:**

Incompatible processor modules installed between drawers.

**Response:**

The FRU callouts are calculated at the time of the failure. See the error log for the actual replacement strategy.

---

**BC501747****Explanation:**

Host firmware did not find valid hardware to continue the boot.

**Response:**

The FRU callouts are calculated at the time of the failure. See the error log for the actual replacement strategy.

---

**BC501748****Explanation:**

Platform security problem detected.

**Response:**



The FRU callouts are calculated at the time of the failure. See the error log for the actual replacement strategy.

---

**BC501749****Explanation:**

Platform security problem detected.

**Response:**

The FRU callouts are calculated at the time of the failure. See the error log for the actual replacement strategy.

---

**BC50174A****Explanation:**

There was an error training the SMP cables.

**Response:**

The FRU callouts are calculated at the time of the failure. See the error log for the actual replacement strategy.

---

**BC50174C****Explanation:**

A problem isolated to firmware or firmware customization occurred during the IPL of the system.

**Response:**

The FRU callouts are calculated at the time of the failure. See the error log for the actual replacement strategy.

---

**BC50174D****Explanation:**

PNOR-IPMI not enabled, BMC firmware needs to be updated.

**Response:**

The FRU callouts are calculated at the time of the failure. See the error log for the actual replacement strategy.

---

**BC50174E****Explanation:**

During processor/memory subsystem initialization, an error was encountered: Kernel returned error when trying to activate core.

**Response:**

The FRU callouts are calculated at the time of the failure. See the error log for the actual replacement strategy.

---

**BC50174F****Explanation:**

Unexpected IPL firmware data load error.

**Response:**

The FRU callouts are calculated at the time of the failure. See the error log for the actual replacement strategy.

---

**BC501750****Explanation:**

Platform security problem detected.

**Response:**

The FRU callouts are calculated at the time of the failure. See the error log for the actual replacement strategy.

---

**BC501752****Explanation:**

Platform security problem detected.

**Response:**

The FRU callouts are calculated at the time of the failure. See the error log for the actual replacement strategy.

---

**BC501803****Explanation:**

Task analyzing HW errors has failed.

**Response:**

The FRU callouts are calculated at the time of the failure. See the error log for the actual replacement strategy.

---

**BC501804****Explanation:**

Task analyzing HW errors has failed.

**Response:**

The FRU callouts are calculated at the time of the failure. See the error log for the actual replacement strategy.

---

**BC501901****Explanation:**

A problem occurred during the IPL of the system.

**Response:**

The FRU callouts are calculated at the time of the failure. See the error log for the actual replacement strategy.

---

**BC501902****Explanation:**

A problem occurred during the IPL of the system.

**Response:**

The FRU callouts are calculated at the time of the failure. See the error log for the actual replacement strategy.

---

**BC501903****Explanation:**

A problem occurred during the IPL of the system.

**Response:**

The FRU callouts are calculated at the time of the failure. See the error log for the actual replacement strategy.

---

**BC501904****Explanation:**

A problem occurred during the IPL of the system.

**Response:**

The FRU callouts are calculated at the time of the failure. See the error log for the actual replacement strategy.

---

**BC50190C****Explanation:**

A problem occurred during the IPL of the system.

**Response:**

The FRU callouts are calculated at the time of the failure. See the error log for the actual replacement strategy.

---

**BC501A01****Explanation:**

During processor/memory subsystem initialization, an error was encountered.

**Response:**

The FRU callouts are calculated at the time of the failure. Examine the error log for the actual replacement strategy.

---

**BC501A02****Explanation:**

During processor/memory subsystem initialization, an error was encountered: HDAT Header data not as expected.

**Response:**

The FRU callouts are calculated at the time of the failure. See the error log for the actual replacement strategy.

---

**BC501A03****Explanation:**

During processor/memory subsystem initialization, an error was encountered: Tuple is unallocated.

**Response:**

The FRU callouts are calculated at the time of the failure. See the error log for the actual replacement strategy.

---

**BC501A04****Explanation:**

During processor/memory subsystem initialization, an error was encountered: Section is not valid in standalone mode.

**Response:**

The FRU callouts are calculated at the time of the failure. See the error log for the actual replacement strategy.

---

**BC501A05****Explanation:**

During processor/memory subsystem initialization, an error was encountered.

**Response:**

The FRU callouts are calculated at the time of the failure. Examine the error log for the actual replacement strategy.

---

**BC501A08****Explanation:**

During processor/memory subsystem initialization, an error was encountered.

**Response:**

The FRU callouts are calculated at the time of the failure. Examine the error log for the actual replacement strategy.

---

**BC501A09****Explanation:**

During processor/memory subsystem initialization, an error was encountered.

**Response:**

The FRU callouts are calculated at the time of the failure. Examine the error log for the actual replacement strategy.

---

**BC501A0A****Explanation:**

During processor/memory subsystem initialization, an error was encountered.

**Response:**

The FRU callouts are calculated at the time of the failure. Examine the error log for the actual replacement strategy.

---

**BC501A0B****Explanation:**

During processor/memory subsystem initialization, an error was encountered.

**Response:**

The FRU callouts are calculated at the time of the failure. Examine the error log for the actual replacement strategy.

---

**BC501A0C****Explanation:**

During processor/memory subsystem initialization, an error was encountered.

**Response:**

The FRU callouts are calculated at the time of the failure. Examine the error log for the actual replacement strategy.

---

**BC501A0E****Explanation:**

During processor/memory subsystem initialization, an error was encountered.

**Response:**

The FRU callouts are calculated at the time of the failure. Examine the error log for the actual replacement strategy.

---

**BC501A0F****Explanation:**

During processor/memory subsystem initialization, an error was encountered.

**Response:**

The FRU callouts are calculated at the time of the failure. Examine the error log for the actual replacement strategy.

---

**BC501A10****Explanation:**

During processor/memory subsystem initialization, an error was encountered.

**Response:**

The FRU callouts are calculated at the time of the failure. Examine the error log for the actual replacement strategy.

---

**BC501A11****Explanation:**

During processor/memory subsystem initialization, an error was encountered.

**Response:**

The FRU callouts are calculated at the time of the failure. Examine the error log for the actual replacement strategy.

---

**BC501A12****Explanation:**

During processor/memory subsystem initialization, an error was encountered.

**Response:**

The FRU callouts are calculated at the time of the failure. Examine the error log for the actual replacement strategy.

---

**BC501A14****Explanation:**

During processor/memory subsystem initialization, an error was encountered.

**Response:**

The FRU callouts are calculated at the time of the failure. Examine the error log for the actual replacement strategy.

---

**BC501A15****Explanation:**

During processor/memory subsystem initialization, an error was encountered.

**Response:**

The FRU callouts are calculated at the time of the failure. Examine the error log for the actual replacement strategy.

---

**BC501A16****Explanation:**

During processor/memory subsystem initialization, an error was encountered.

**Response:**

The FRU callouts are calculated at the time of the failure. Examine the error log for the actual replacement strategy.

---

**BC501A18****Explanation:**

During processor/memory subsystem initialization, an error was encountered.

**Response:**

The FRU callouts are calculated at the time of the failure. Examine the error log for the actual replacement strategy.

---

**BC501A19****Explanation:**

During processor/memory subsystem initialization, an error was encountered: No associated DMI targeting targets found for given MEMBUF targeting target.

**Response:**

The FRU callouts are calculated at the time of the failure. See the error log for the actual replacement strategy.

---

**BC501A1A****Explanation:**

During processor/memory subsystem initialization, an error was encountered: The targeting type of the input targeting target is not supported by runtime code.

**Response:**

The FRU callouts are calculated at the time of the failure. See the error log for the actual replacement strategy.

---

**BC501A1B****Explanation:**

During processor/memory subsystem initialization, an error was encountered: No processor targeting target was found for the given targeting target.

**Response:**

The FRU callouts are calculated at the time of the failure. See the error log for the actual replacement strategy.

---

**BC501A1C**

**Explanation:**

Kernel failed to unmap memory.

**Response:**

The FRU callouts are calculated at the time of the failure. See the error log for the actual replacement strategy.

---

**BC501A1D**

**Explanation:**

During processor/memory subsystem initialization, an error was encountered: PM load complex unknown mode.

**Response:**

The FRU callouts are calculated at the time of the failure. See the error log for the actual replacement strategy.

---

**BC501A1E**

**Explanation:**

During processor/memory subsystem initialization, an error was encountered: HCODE scom update runtime interface not linked.

**Response:**

The FRU callouts are calculated at the time of the failure. See the error log for the actual replacement strategy.

---

**BC501A1F**

**Explanation:**

During processor/memory subsystem initialization, an error was encountered: HCODE SCOM update error.

**Response:**

The FRU callouts are calculated at the time of the failure. See the error log for the actual replacement strategy.

---

**BC501A20**

**Explanation:**

Firmware error during boot.

**Response:**

The FRU callouts are calculated at the time of the failure. See the error log for the actual replacement strategy.

---

**BC501A21**

**Explanation:**

Platform security problem detected.

**Response:**

The FRU callouts are calculated at the time of the failure. See the error log for the actual replacement strategy.

---

**BC501A22**

**Explanation:**

Platform security problem detected.

**Response:**

The FRU callouts are calculated at the time of the failure. See the error log for the actual replacement strategy.

---

**BC501A23**

**Explanation:**

Unexpected boot firmware error.

**Response:**

The FRU callouts are calculated at the time of the failure. See the error log for the actual replacement strategy.

---

**BC501A24**

**Explanation:**

Platform security problem detected.

**Response:**

The FRU callouts are calculated at the time of the failure. See the error log for the actual replacement strategy.

---

**BC501A25**

**Explanation:**

Platform security problem detected.

**Response:**

The FRU callouts are calculated at the time of the failure. See the error log for the actual replacement strategy.

---

**BC501A26**

**Explanation:**

Unexpected boot firmware error.

**Response:**

The FRU callouts are calculated at the time of the failure. See the error log for the actual replacement strategy.

---

**BC501A27**

**Explanation:**

During processor/memory subsystem initialization, an error was encountered: Unable to fill in HB data memory.

**Response:**

The FRU callouts are calculated at the time of the failure. See the error log for the actual replacement strategy.

---

**BC501A28****Explanation:**

Internal system error occurred.

**Response:**

The FRU callouts are calculated at the time of the failure. See the error log for the actual replacement strategy.

---

**BC501A29****Explanation:**

Internal system error occurred.

**Response:**

The FRU callouts are calculated at the time of the failure. See the error log for the actual replacement strategy.

---

**BC501A2A****Explanation:**

Platform security problem detected.

**Response:**

The FRU callouts are calculated at the time of the failure. See the error log for the actual replacement strategy.

---

**BC501A2B****Explanation:**

Platform security problem detected.

**Response:**

The FRU callouts are calculated at the time of the failure. See the error log for the actual replacement strategy.

---

**BC501A2C****Explanation:**

Platform security problem detected.

**Response:**

The FRU callouts are calculated at the time of the failure. See the error log for the actual replacement strategy.

---

**BC501A2D****Explanation:**

Platform security problem detected.

**Response:**

The FRU callouts are calculated at the time of the failure. See the error log for the actual replacement strategy.

---

**BC501A2E****Explanation:**

Platform security problem detected.

**Response:**

The FRU callouts are calculated at the time of the failure. See the error log for the actual replacement strategy.

---

**BC501A2F****Explanation:**

Platform security problem detected.

**Response:**

The FRU callouts are calculated at the time of the failure. See the error log for the actual replacement strategy.

---

**BC501A30****Explanation:**

Platform security problem detected.

**Response:**

The FRU callouts are calculated at the time of the failure. See the error log for the actual replacement strategy.

---

**BC501A31****Explanation:**

Platform security problem detected.

**Response:**

The FRU callouts are calculated at the time of the failure. See the error log for the actual replacement strategy.

---

**BC501A32****Explanation:**

During processor/memory subsystem initialization, an error was encountered: Error with Firmware Notify request.

**Response:**

The FRU callouts are calculated at the time of the failure. See the error log for the actual replacement strategy.

---

**BC501A34****Explanation:**

During processor/memory subsystem initialization, an error was encountered: SBE error recovery attempt failed.

**Response:**

The FRU callouts are calculated at the time of the failure. See the error log for the actual replacement strategy.

---

**BC501A35****Explanation:**

During processor/memory subsystem initialization, an error was encountered: SBE error recovery attempt failed.

**Response:**

The FRU callouts are calculated at the time of the failure. See the error log for the actual replacement strategy.

---

**BC501A37****Explanation:**

During processor/memory subsystem initialization, an error was encountered: The Firmware Request call failed.

**Response:**

The FRU callouts are calculated at the time of the failure. See the error log for the actual replacement strategy.

---

**BC501A38****Explanation:**

During processor/memory subsystem initialization, an error was encountered: The Firmware Request call failed.

**Response:**

The FRU callouts are calculated at the time of the failure. See the error log for the actual replacement strategy.

---

**BC501A39****Explanation:**

During processor/memory subsystem initialization, an error was encountered: The Firmware Request call failed.

**Response:**

The FRU callouts are calculated at the time of the failure. See the error log for the actual replacement strategy.

---

**BC501A3A****Explanation:**

Firmware encountered an internal error.

**Response:**

The FRU callouts are calculated at the time of the failure. See the error log for the actual replacement strategy.

---

**BC501A3B****Explanation:**

Firmware encountered an internal error.

**Response:**

The FRU callouts are calculated at the time of the failure. See the error log for the actual replacement strategy.

---

**BC501A3C****Explanation:**

During processor/memory subsystem initialization, an error was encountered: Attribute failed to update on HBRT side.

**Response:**

The FRU callouts are calculated at the time of the failure. See the error log for the actual replacement strategy.

---

**BC501A3D****Explanation:**

Hostboot attempted to reserve memory outside of allowed range.

**Response:**

The FRU callouts are calculated at the time of the failure. See the error log for the actual replacement strategy.

---

**BC501A3E****Explanation:**

During processor/memory subsystem initialization, an error was encountered: messages from other nodes have not returned in time.

**Response:**

The FRU callouts are calculated at the time of the failure. See the error log for the actual replacement strategy.

---

**BC501A3F****Explanation:**

During processor/memory subsystem initialization, an error was encountered: sendSBESystemConfig timer thread failed.

**Response:**

The FRU callouts are calculated at the time of the failure. See the error log for the actual replacement strategy.

---

**BC501A40****Explanation:**

Informational log containing historic data.

**Response:**

The FRU callouts are calculated at the time of the failure. See the error log for the actual replacement strategy.

---

**BC501A42****Explanation:**

Failure in the security subsystem.

**Response:**

The FRU callouts are calculated at the time of the failure. See the error log for the actual replacement strategy.

---

**BC501A43****Explanation:**

Failure in the security subsystem.

**Response:**

The FRU callouts are calculated at the time of the failure. See the error log for the actual replacement strategy.

---

**BC501A44****Explanation:**

Firmware error initializing system data structures during boot.

**Response:**

The FRU callouts are calculated at the time of the failure. See the error log for the actual replacement strategy.

---

**BC501B01****Explanation:**

Boot firmware has crashed with an internal error.

**Response:**

The FRU callouts are calculated at the time of the failure. See the error log for the actual replacement strategy.

---

**BC501B02****Explanation:**

Boot firmware has crashed with an internal error.

**Response:**

The FRU callouts are calculated at the time of the failure. See the error log for the actual replacement strategy.

---

**BC501B03****Explanation:**

Boot firmware has crashed with an internal error.

**Response:**

The FRU callouts are calculated at the time of the failure. See the error log for the actual replacement strategy.

---

**BC501C01****Explanation:**

During processor/memory subsystem initialization, an error was encountered.

**Response:**

The FRU callouts are calculated at the time of the failure. Examine the error log for the actual replacement strategy.

---

**BC501C02****Explanation:**

During processor/memory subsystem initialization, an error was encountered.

**Response:**

The FRU callouts are calculated at the time of the failure. Examine the error log for the actual replacement strategy.

---

**BC501C03****Explanation:**

During processor/memory subsystem initialization, an error was encountered.

**Response:**

The FRU callouts are calculated at the time of the failure. Examine the error log for the actual replacement strategy.

---

**BC501C05****Explanation:**

During processor/memory subsystem initialization, an error was encountered.

**Response:**

The FRU callouts are calculated at the time of the failure. Examine the error log for the actual replacement strategy.

---

**BC501C06****Explanation:**

During processor/memory subsystem initialization, an error was encountered.

**Response:**

The FRU callouts are calculated at the time of the failure. Examine the error log for the actual replacement strategy.

---

**BC501C07****Explanation:**

During processor/memory subsystem initialization, an error was encountered.

**Response:**

The FRU callouts are calculated at the time of the failure. Examine the error log for the actual replacement strategy.

---

**BC501C08****Explanation:**

During processor/memory subsystem initialization, an error was encountered.

**Response:**

The FRU callouts are calculated at the time of the failure. Examine the error log for the actual replacement strategy.

---

**BC501C09****Explanation:**

During processor/memory subsystem initialization, an error was encountered.

**Response:**

The FRU callouts are calculated at the time of the failure. Examine the error log for the actual replacement strategy.

---

**BC501C0A****Explanation:**

During processor/memory subsystem initialization, an error was encountered.

**Response:**

The FRU callouts are calculated at the time of the failure. Examine the error log for the actual replacement strategy.

---

**BC501D01****Explanation:**

A problem occurred during the IPL of the system.

**Response:**

The FRU callouts are calculated at the time of the failure. Examine the error log for the actual replacement strategy.

---

**BC501D03****Explanation:**

During processor/memory subsystem initialization, an error was encountered.

**Response:**

The FRU callouts are calculated at the time of the failure. Examine the error log for the actual replacement strategy.

---

**BC501D04****Explanation:**

During processor/memory subsystem initialization, an error was encountered.

**Response:**

The FRU callouts are calculated at the time of the failure. Examine the error log for the actual replacement strategy.

---

**BC501D05****Explanation:**

During processor/memory subsystem initialization, an error was encountered.

**Response:**

The FRU callouts are calculated at the time of the failure. Examine the error log for the actual replacement strategy.

---

**BC501D06****Explanation:**

During processor/memory subsystem initialization, an error was encountered.

**Response:**

The FRU callouts are calculated at the time of the failure. Examine the error log for the actual replacement strategy.

---

**BC501D07****Explanation:**

During processor/memory subsystem initialization, an error was encountered.

**Response:**

The FRU callouts are calculated at the time of the failure. Examine the error log for the actual replacement strategy.

---

**BC501D09****Explanation:**

A problem occurred during the IPL of the system.

**Response:**

The FRU callouts are calculated at the time of the failure. Examine the error log for the actual replacement strategy.

---

**BC501D0B****Explanation:**

A problem occurred during the IPL of the system.

**Response:**

The FRU callouts are calculated at the time of the failure. Examine the error log for the actual replacement strategy.

---

**BC501D0D****Explanation:**

A problem occurred during the IPL of the system.

**Response:**

The FRU callouts are calculated at the time of the failure. Examine the error log for the actual replacement strategy.

---

**BC501D0E****Explanation:**

A problem occurred during the IPL of the system.

**Response:**

The FRU callouts are calculated at the time of the failure. Examine the error log for the actual replacement strategy.

---

**BC501D0F****Explanation:**

A problem occurred during the IPL of the system.

**Response:**

The FRU callouts are calculated at the time of the failure. Examine the error log for the actual replacement strategy.

---

**BC501D10****Explanation:**

A problem occurred during the IPL of the system.

**Response:**



The FRU callouts are calculated at the time of the failure. Examine the error log for the actual replacement strategy.

---

**BC501D11****Explanation:**

A problem occurred during the IPL of the system.

**Response:**

The FRU callouts are calculated at the time of the failure. Examine the error log for the actual replacement strategy.

---

**BC501D13****Explanation:**

A problem occurred during the IPL of the system.

**Response:**

The FRU callouts are calculated at the time of the failure. Examine the error log for the actual replacement strategy.

---

**BC501D14****Explanation:**

A problem occurred during the IPL of the system.

**Response:**

The FRU callouts are calculated at the time of the failure. Examine the error log for the actual replacement strategy.

---

**BC501D15****Explanation:**

A problem occurred during the IPL of the system.

**Response:**

The FRU callouts are calculated at the time of the failure. Examine the error log for the actual replacement strategy.

---

**BC501D16****Explanation:**

During processor/memory subsystem initialization, an error was encountered.

**Response:**

The FRU callouts are calculated at the time of the failure. Examine the error log for the actual replacement strategy.

---

**BC501D18****Explanation:**

During processor/memory subsystem initialization, an error was encountered.

**Response:**

The FRU callouts are calculated at the time of the failure. Examine the error log for the actual replacement strategy.

---

**BC501D19****Explanation:**

During processor/memory subsystem initialization, an error was encountered.

**Response:**

The FRU callouts are calculated at the time of the failure. Examine the error log for the actual replacement strategy.

---

**BC501D1A****Explanation:**

During processor/memory subsystem initialization, an error was encountered.

**Response:**

The FRU callouts are calculated at the time of the failure. Examine the error log for the actual replacement strategy.

---

**BC501D1B****Explanation:**

During processor/memory subsystem initialization, an error was encountered.

**Response:**

The FRU callouts are calculated at the time of the failure. Examine the error log for the actual replacement strategy.

---

**BC501D1C****Explanation:**

During processor/memory subsystem initialization, an error was encountered.

**Response:**

The FRU callouts are calculated at the time of the failure. Examine the error log for the actual replacement strategy.

---

**BC501D30****Explanation:**

During processor/memory subsystem initialization, an error was encountered: The VHDR was invalid.

**Response:**

The FRU callouts are calculated at the time of the failure. See the error log for the actual replacement strategy.

---

**BC501D31****Explanation:**

During processor/memory subsystem initialization, an error was encountered: Both VPD read Processor NOR flash and VPD read HW configs are set to false.

**Response:**

The FRU callouts are calculated at the time of the failure. See the error log for the actual replacement strategy.

---

**BC501D32**

**Explanation:**

During processor/memory subsystem initialization, an error was encountered: writePNOR mm\_remove\_pages FLUSH failed.

**Response:**

The FRU callouts are calculated at the time of the failure. See the error log for the actual replacement strategy.

---

**BC501D33****Explanation:**

During processor/memory subsystem initialization, an error was encountered: Unexpected target type.

**Response:**

The FRU callouts are calculated at the time of the failure. See the error log for the actual replacement strategy.

---

**BC501D34****Explanation:**

During processor/memory subsystem initialization, an error was encountered: Unable to resolve the VPD destination (PNOR or SEEPROM).

**Response:**

The FRU callouts are calculated at the time of the failure. See the error log for the actual replacement strategy.

---

**BC501D35****Explanation:**

Fatal firmware boot error.

**Response:**

The FRU callouts are calculated at the time of the failure. See the error log for the actual replacement strategy.

---

**BC501D36****Explanation:**

During processor/memory subsystem initialization, an error was encountered: Invalid data length.

**Response:**

The FRU callouts are calculated at the time of the failure. See the error log for the actual replacement strategy.

---

**BC501D37****Explanation:**

During processor/memory subsystem initialization, an error was encountered: MBOX send not supported in HBRT.

**Response:**

The FRU callouts are calculated at the time of the failure. See the error log for the actual replacement strategy.

---

**BC501D3B****Explanation:**

During processor/memory subsystem initialization, an error was encountered: Node for VPD is too large.

**Response:**

The FRU callouts are calculated at the time of the failure. See the error log for the actual replacement strategy.

---

**BC501D3C****Explanation:**

Firmware error writing VPD.

**Response:**

The FRU callouts are calculated at the time of the failure. See the error log for the actual replacement strategy.

---

**BC501D3D****Explanation:**

Runtime vital product data update failure.

**Response:**

The FRU callouts are calculated at the time of the failure. See the error log for the actual replacement strategy.

---

**BC501D3E****Explanation:**

Firmware configuration error.

**Response:**

The FRU callouts are calculated at the time of the failure. See the error log for the actual replacement strategy.

---

**BC501D3F****Explanation:**

Firmware error during boot.

**Response:**

The FRU callouts are calculated at the time of the failure. See the error log for the actual replacement strategy.

---

**BC501E01****Explanation:**

During processor/memory subsystem initialization, an error was encountered.

**Response:**

The FRU callouts are calculated at the time of the failure. Examine the error log for the actual replacement strategy.

---

**BC501E02****Explanation:**

During processor/memory subsystem initialization, an error was encountered.

---

**Response:**

The FRU callouts are calculated at the time of the failure. Examine the error log for the actual replacement strategy.

---

**BC501E03****Explanation:**

A problem occurred during the IPL of the system.

**Response:**

The FRU callouts are calculated at the time of the failure. Examine the error log for the actual replacement strategy.

---

**BC501E05****Explanation:**

A problem occurred during the IPL of the system.

**Response:**

The FRU callouts are calculated at the time of the failure. Examine the error log for the actual replacement strategy.

---

**BC501E06****Explanation:**

A problem occurred during the IPL of the system.

**Response:**

The FRU callouts are calculated at the time of the failure. Examine the error log for the actual replacement strategy.

---

**BC501E07****Explanation:**

A problem occurred during the IPL of the system.

**Response:**

The FRU callouts are calculated at the time of the failure. Examine the error log for the actual replacement strategy.

---

**BC501E09****Explanation:**

Unexpected internal firmware error.

**Response:**

The FRU callouts are calculated at the time of the failure. See the error log for the actual replacement strategy.

---

**BC501E0B****Explanation:**

Security failure occurred during the IPL of the system.

**Response:**

The FRU callouts are calculated at the time of the failure. See the error log for the actual replacement strategy.

---

**BC501E0C****Explanation:**

Firmware Error.

**Response:**

The FRU callouts are calculated at the time of the failure. See the error log for the actual replacement strategy.

---

**BC501E0D****Explanation:**

Firmware Error.

**Response:**

The FRU callouts are calculated at the time of the failure. See the error log for the actual replacement strategy.

---

**BC501E0E****Explanation:**

Platform security problem detected.

**Response:**

The FRU callouts are calculated at the time of the failure. See the error log for the actual replacement strategy.

---

**BC501E0F****Explanation:**

Firmware Error.

**Response:**

The FRU callouts are calculated at the time of the failure. See the error log for the actual replacement strategy.

---

**BC501E10****Explanation:**

Firmware Error.

**Response:**

The FRU callouts are calculated at the time of the failure. See the error log for the actual replacement strategy.

---

**BC501E11****Explanation:**

Firmware Error.

**Response:**

The FRU callouts are calculated at the time of the failure. See the error log for the actual replacement strategy.

---

**BC501E12****Explanation:**

Firmware Error.

**Response:**

The FRU callouts are calculated at the time of the failure. See the error log for the actual replacement strategy.

---

**BC501E13**

**Explanation:**

Boot firmware integrity issue; Reinstall boot firmware.

**Response:**

The FRU callouts are calculated at the time of the failure. See the error log for the actual replacement strategy.

---

**BC501E14****Explanation:**

Secure Boot failure.

**Response:**

The FRU callouts are calculated at the time of the failure. See the error log for the actual replacement strategy.

---

**BC501E15****Explanation:**

Planar jumper configuration.

**Response:**

The FRU callouts are calculated at the time of the failure. See the error log for the actual replacement strategy.

---

**BC501E16****Explanation:**

A problem occurred during the IPL of the system.

**Response:**

The FRU callouts are calculated at the time of the failure. See the error log for the actual replacement strategy.

---

**BC501E17****Explanation:**

Could not allocate any requested SMF memory.

**Response:**

The FRU callouts are calculated at the time of the failure. See the error log for the actual replacement strategy.

---

**BC501E18****Explanation:**

SMF secure memory allocation request altered to satisfy memory allocation rules.

**Response:**

The FRU callouts are calculated at the time of the failure. See the error log for the actual replacement strategy.

---

**BC501E20****Explanation:**

Secure Boot failure.

**Response:**

The FRU callouts are calculated at the time of the failure. See the error log for the actual replacement strategy.

---

**BC501E21****Explanation:**

Secure Boot failure.

**Response:**

The FRU callouts are calculated at the time of the failure. See the error log for the actual replacement strategy.

---

**BC501E22****Explanation:**

Secure Boot failure.

**Response:**

The FRU callouts are calculated at the time of the failure. See the error log for the actual replacement strategy.

---

**BC501E23****Explanation:**

Secure Boot failure.

**Response:**

The FRU callouts are calculated at the time of the failure. See the error log for the actual replacement strategy.

---

**BC501E24****Explanation:**

Secure Boot failure.

**Response:**

The FRU callouts are calculated at the time of the failure. See the error log for the actual replacement strategy.

---

**BC501E25****Explanation:**

Secure Boot failure.

**Response:**

The FRU callouts are calculated at the time of the failure. See the error log for the actual replacement strategy.

---

**BC501E26****Explanation:**

Secure Boot failure.

**Response:**

The FRU callouts are calculated at the time of the failure. See the error log for the actual replacement strategy.

---

**BC501E27****Explanation:**

Secure Boot failure.

**Response:**

The FRU callouts are calculated at the time of the failure. See the error log for the actual replacement strategy.

---

**BC501E28****Explanation:**

Secure Boot failure.

**Response:**

The FRU callouts are calculated at the time of the failure. See the error log for the actual replacement strategy.

---

**BC501E29****Explanation:**

Secure Boot failure.

**Response:**

The FRU callouts are calculated at the time of the failure. See the error log for the actual replacement strategy.

---

**BC501E2A****Explanation:**

Secure Boot failure.

**Response:**

The FRU callouts are calculated at the time of the failure. See the error log for the actual replacement strategy.

---

**BC501E2B****Explanation:**

Secure Boot failure.

**Response:**

The FRU callouts are calculated at the time of the failure. See the error log for the actual replacement strategy.

---

**BC501E2D****Explanation:**

During processor/memory subsystem initialization, an error was encountered: Could not fetch primary TPM's Log.

**Response:**

The FRU callouts are calculated at the time of the failure. See the error log for the actual replacement strategy.

---

**BC501E30****Explanation:**

Trusted Boot failure.

**Response:**

The FRU callouts are calculated at the time of the failure. See the error log for the actual replacement strategy.

---

**BC501E31****Explanation:**

Trusted Boot failure.

**Response:**

The FRU callouts are calculated at the time of the failure. See the error log for the actual replacement strategy.

---

**BC501E32****Explanation:**

Trusted Boot failure.

**Response:**

The FRU callouts are calculated at the time of the failure. See the error log for the actual replacement strategy.

---

**BC501E33****Explanation:**

Trusted Boot failure.

**Response:**

The FRU callouts are calculated at the time of the failure. See the error log for the actual replacement strategy.

---

**BC501E34****Explanation:**

Trusted Boot failure.

**Response:**

The FRU callouts are calculated at the time of the failure. See the error log for the actual replacement strategy.

---

**BC501E41****Explanation:**

A problem occurred during the IPL of the system.

**Response:**

The FRU callouts are calculated at the time of the failure. See the error log for the actual replacement strategy.

---

**BC501E42****Explanation:**

A problem occurred during the IPL of the system.

**Response:**

The FRU callouts are calculated at the time of the failure. See the error log for the actual replacement strategy.

---

**BC501E43****Explanation:**

A problem occurred during the IPL of the system.

**Response:**

The FRU callouts are calculated at the time of the failure. See the error log for the actual replacement strategy.

---

**BC501E44****Explanation:**

Physical Presence was Asserted.

**Response:**

The FRU callouts are calculated at the time of the failure. See the error log for the actual replacement strategy.

---

**BC501E45****Explanation:**

Re-IPLing to open a Physical Presence Window.

**Response:**

The FRU callouts are calculated at the time of the failure. See the error log for the actual replacement strategy.

---

**BC501E46****Explanation:**

A problem occurred during the IPL of the system.

**Response:**

The FRU callouts are calculated at the time of the failure. See the error log for the actual replacement strategy.

---

**BC501E47****Explanation:**

Detected Special Key Clear Request.

**Response:**

The FRU callouts are calculated at the time of the failure. See the error log for the actual replacement strategy.

---

**BC501EA0****Explanation:**

During processor/memory subsystem initialization, an error was encountered: Invalid operation type.

**Response:**

The FRU callouts are calculated at the time of the failure. See the error log for the actual replacement strategy.

---

**BC501EA1****Explanation:**

During processor/memory subsystem initialization, an error was encountered: No Trusted Platform Modules (TPM) found in system.

**Response:**

The FRU callouts are calculated at the time of the failure. See the error log for the actual replacement strategy.

---

**BC501EA2****Explanation:**

During processor/memory subsystem initialization, an error was encountered: Command failure reading Trusted Platform Module (TPM) FW version.

**Response:**

The FRU callouts are calculated at the time of the failure. See the error log for the actual replacement strategy.

---

**BC501EA3****Explanation:**

During processor/memory subsystem initialization, an error was encountered: Command failure reading Trusted Platform Module (TPM) FW version.

**Response:**

The FRU callouts are calculated at the time of the failure. See the error log for the actual replacement strategy.

---

**BC501EA4****Explanation:**

During processor/memory subsystem initialization, an error was encountered: Command failure reading Trusted Platform Module (TPM) FW version.

**Response:**

The FRU callouts are calculated at the time of the failure. See the error log for the actual replacement strategy.

---

**BC501EA5****Explanation:**

During processor/memory subsystem initialization, an error was encountered: Command failure reading Trusted Platform Module (TPM) FW version.

**Response:**

The FRU callouts are calculated at the time of the failure. See the error log for the actual replacement strategy.

---

**BC501EA6****Explanation:**

During processor/memory subsystem initialization, an error was encountered: Unsupported command code during marshal.

**Response:**

The FRU callouts are calculated at the time of the failure. See the error log for the actual replacement strategy.

---

**BC501EA7****Explanation:**

During processor/memory subsystem initialization, an error was encountered: Marshaling error detected.

**Response:**

The FRU callouts are calculated at the time of the failure. See the error log for the actual replacement strategy.

---

**BC501EA8****Explanation:**

During processor/memory subsystem initialization, an error was encountered: Unsupported command code during unmarshal.

**Response:**

The FRU callouts are calculated at the time of the failure. See the error log for the actual replacement strategy.

---

**BC501EA9****Explanation:**

During processor/memory subsystem initialization, an error was encountered: Unmarshaling error detected.

**Response:**

The FRU callouts are calculated at the time of the failure. See the error log for the actual replacement strategy.

---

**BC501F01****Explanation:**

During processor/memory subsystem initialization, an error was encountered.

**Response:**

The FRU callouts are calculated at the time of the failure. Examine the error log for the actual replacement strategy.

---

**BC50200F****Explanation:**

Error while initializing power management hardware.

**Response:**

Consult FRU list to determine exact failure.

---

**BC502026****Explanation:**

Hardware access error while initializing power management hardware.

**Response:**

Consult FRU list to determine exact failure.

---

**BC502027****Explanation:**

Hardware access error while initializing power management hardware.

**Response:**

Consult FRU list to determine exact failure.

---

**BC502030****Explanation:**

Error accessing VPD information while initializing power management hardware.

**Response:**

Consult FRU list to determine exact failure.

---

**BC502031****Explanation:**

Error accessing VPD information while initializing power management hardware.

**Response:**

Consult FRU list to determine exact failure.

---

**BC502033****Explanation:**

Error accessing VPD information while initializing power management hardware.

**Response:**

Consult FRU list to determine exact failure.

---

**BC502034****Explanation:**

Error accessing VPD information while initializing power management hardware.

**Response:**

Consult FRU list to determine exact failure.

---

**BC502035****Explanation:**

Error accessing VPD information while initializing power management hardware.

**Response:**

Consult FRU list to determine exact failure.

---

**BC50203B****Explanation:**

Hardware error while initializing power management hardware.

**Response:**

Consult FRU list to determine exact failure.

---

**BC50203D****Explanation:**

Error while initializing power management hardware.

**Response:**

Consult FRU list to determine exact failure.

---

**BC502101****Explanation:**

During processor/memory subsystem initialization, an error was encountered.

**Response:**

The FRU callouts are calculated at the time of the failure. Examine the error log for the actual replacement strategy.

---

**BC502102****Explanation:**

During processor/memory subsystem initialization, an error was encountered.

**Response:**

The FRU callouts are calculated at the time of the failure. Examine the error log for the actual replacement strategy.

---

**BC502201****Explanation:**

A problem occurred during the IPL of the system.

**Response:**

The FRU callouts are calculated at the time of the failure. Examine the error log for the actual replacement strategy.

---

**BC502202****Explanation:**

A problem occurred during the IPL of the system.

**Response:**

The FRU callouts are calculated at the time of the failure. Examine the error log for the actual replacement strategy.

---

**BC502203****Explanation:**

A problem occurred during the IPL of the system.

**Response:**

The FRU callouts are calculated at the time of the failure. Examine the error log for the actual replacement strategy.

---

**BC502204****Explanation:**

A problem occurred during the IPL of the system.

**Response:**

The FRU callouts are calculated at the time of the failure. Examine the error log for the actual replacement strategy.

---

**BC502206****Explanation:**

A problem occurred during the IPL of the system.

**Response:**

The FRU callouts are calculated at the time of the failure. Examine the error log for the actual replacement strategy.

---

**BC502207****Explanation:**

A problem occurred during the IPL of the system.

**Response:**

The FRU callouts are calculated at the time of the failure. Examine the error log for the actual replacement strategy.

---

**BC502208****Explanation:**

A problem occurred during the IPL of the system.

**Response:**

The FRU callouts are calculated at the time of the failure. Examine the error log for the actual replacement strategy.

---

**BC50220A****Explanation:**

A problem occurred during the IPL of the system.

**Response:**

The FRU callouts are calculated at the time of the failure. Examine the error log for the actual replacement strategy.

---

**BC50220B****Explanation:**

A problem occurred during the IPL of the system.

**Response:**

The FRU callouts are calculated at the time of the failure. Examine the error log for the actual replacement strategy.

---

**BC50220D****Explanation:**

A problem occurred during the IPL of the system.

**Response:**

The FRU callouts are calculated at the time of the failure. Examine the error log for the actual replacement strategy.

---

**BC50220E****Explanation:**

During processor/memory subsystem initialization, an error was encountered.

**Response:**

The FRU callouts are calculated at the time of the failure. Examine the error log for the actual replacement strategy.

---

**BC50220F****Explanation:**

During processor/memory subsystem initialization, an error was encountered.

**Response:**

The FRU callouts are calculated at the time of the failure. Examine the error log for the actual replacement strategy.

---

**BC502210**



**Explanation:**

A problem occurred during the IPL of the system.

**Response:**

The FRU callouts are calculated at the time of the failure. Examine the error log for the actual replacement strategy.

---

**BC502211****Explanation:**

A problem occurred during the IPL of the system.

**Response:**

The FRU callouts are calculated at the time of the failure. Examine the error log for the actual replacement strategy.

---

**BC502212****Explanation:**

During processor/memory subsystem initialization, an error was encountered.

**Response:**

The FRU callouts are calculated at the time of the failure. Examine the error log for the actual replacement strategy.

---

**BC502213****Explanation:**

During processor/memory subsystem initialization, an error was encountered: Self Boot Engine (SBE) Verion Miscompare with Master Target.

**Response:**

The FRU callouts are calculated at the time of the failure. See the error log for the actual replacement strategy.

---

**BC502214****Explanation:**

During processor/memory subsystem initialization, an error was encountered: Error Associated with Updating this Target.

**Response:**

The FRU callouts are calculated at the time of the failure. See the error log for the actual replacement strategy.

---

**BC502215****Explanation:**

During processor/memory subsystem initialization, an error was encountered: Self Boot Engine (SBE) Image Verion Miscompare with Master Target.

**Response:**

The FRU callouts are calculated at the time of the failure. See the error log for the actual replacement strategy.

---

**BC502216****Explanation:**

A problem occurred while updating processor boot code.

**Response:**

The FRU callouts are calculated at the time of the failure. See the error log for the actual replacement strategy.

---

**BC502217****Explanation:**

Unsupported system configuration.

**Response:**

The FRU callouts are calculated at the time of the failure. See the error log for the actual replacement strategy.

---

**BC502218****Explanation:**

Unsupported system configuration.

**Response:**

The FRU callouts are calculated at the time of the failure. See the error log for the actual replacement strategy.

---

**BC502219****Explanation:**

A problem occurred while updating processor boot code.

**Response:**

The FRU callouts are calculated at the time of the failure. See the error log for the actual replacement strategy.

---

**BC50221A****Explanation:**

A problem occurred while updating processor boot code.

**Response:**

The FRU callouts are calculated at the time of the failure. See the error log for the actual replacement strategy.

---

**BC50221B****Explanation:**

SBE is not being updated.

**Response:**

The FRU callouts are calculated at the time of the failure. See the error log for the actual replacement strategy.

---

**BC50221D****Explanation:**

Chip level is invalid.

**Response:**

The FRU callouts are calculated at the time of the failure. See the error log for the actual replacement strategy.

---

**BC50221E****Explanation:**

A problem occurred while updating processor boot code.

**Response:**

The FRU callouts are calculated at the time of the failure. See the error log for the actual replacement strategy.

---

**BC50221F****Explanation:**

A problem occurred while updating processor boot code.

**Response:**

The FRU callouts are calculated at the time of the failure. See the error log for the actual replacement strategy.

---

**BC502300****Explanation:**

A problem occurred during the IPL of the system.

**Response:**

The FRU callouts are calculated at the time of the failure. See the error log for the actual replacement strategy.

---

**BC502301****Explanation:**

A problem occurred during the IPL of the system.

**Response:**

The FRU callouts are calculated at the time of the failure. See the error log for the actual replacement strategy.

---

**BC502302****Explanation:**

A problem occurred during the IPL of the system.

**Response:**

The FRU callouts are calculated at the time of the failure. See the error log for the actual replacement strategy.

---

**BC502303****Explanation:**

A problem occurred during the IPL of the system.

**Response:**

The FRU callouts are calculated at the time of the failure. See the error log for the actual replacement strategy.

---

**BC502310****Explanation:**

A problem occurred during the IPL of the system.

**Response:**

The FRU callouts are calculated at the time of the failure. See the error log for the actual replacement strategy.

---

**BC502401****Explanation:**

Firmware error accessing internal bus during IPL.

**Response:**

The FRU callouts are calculated at the time of the failure. See the error log for the actual replacement strategy.

---

**BC502402****Explanation:**

Hardware error accessing internal bus during IPL.

**Response:**

The FRU callouts are calculated at the time of the failure. See the error log for the actual replacement strategy.

---

**BC502403****Explanation:**

Firmware error accessing internal bus during IPL.

**Response:**

The FRU callouts are calculated at the time of the failure. See the error log for the actual replacement strategy.

---

**BC502404****Explanation:**

During processor/memory subsystem initialization, an error was encountered: Error(s) found in OPB and/or LPCHC Status Register.

**Response:**

The FRU callouts are calculated at the time of the failure. See the error log for the actual replacement strategy.

---

**BC502405****Explanation:**

During processor/memory subsystem initialization, an error was encountered: Unsupported Reset Level requested.

**Response:**

The FRU callouts are calculated at the time of the failure. See the error log for the actual replacement strategy.

---

**BC502406****Explanation:**

Firmware error during boot flash diagnostics.

**Response:**

The FRU callouts are calculated at the time of the failure. See the error log for the actual replacement strategy.

---

**BC502407****Explanation:**

Firmware error during boot flash diagnostics.

**Response:**

The FRU callouts are calculated at the time of the failure. See the error log for the actual replacement strategy.

---

**BC502408****Explanation:**

Firmware error during boot flash diagnostics.

**Response:**

The FRU callouts are calculated at the time of the failure. See the error log for the actual replacement strategy.

---

**BC502409****Explanation:**

Firmware error during boot flash diagnostics.

**Response:**

The FRU callouts are calculated at the time of the failure. See the error log for the actual replacement strategy.

---

**BC50240A****Explanation:**

Errors found in LPCHC Status Register.

**Response:**

The FRU callouts are calculated at the time of the failure. See the error log for the actual replacement strategy.

---

**BC502501****Explanation:**

Firmware error during system boot.

**Response:**

The FRU callouts are calculated at the time of the failure. See the error log for the actual replacement strategy.

---

**BC502502****Explanation:**

Firmware error.

**Response:**

The FRU callouts are calculated at the time of the failure. See the error log for the actual replacement strategy.

---

**BC502503****Explanation:**

Firmware error during IPMI event handling.

**Response:**

The FRU callouts are calculated at the time of the failure. See the error log for the actual replacement strategy.

---

**BC502504****Explanation:**

During processor/memory subsystem initialization, an error was encountered: Command not valid for this sensor.

**Response:**

The FRU callouts are calculated at the time of the failure. See the error log for the actual replacement strategy.

---

**BC502505****Explanation:**

During processor/memory subsystem initialization, an error was encountered: Set sensor reading command failed.

**Response:**

The FRU callouts are calculated at the time of the failure. See the error log for the actual replacement strategy.

---

**BC502506****Explanation:**

During processor/memory subsystem initialization, an error was encountered: Set sensor reading command failed.

**Response:**

The FRU callouts are calculated at the time of the failure. See the error log for the actual replacement strategy.

---

**BC502507****Explanation:**

During processor/memory subsystem initialization, an error was encountered: Requested sensor is not present.

**Response:**

The FRU callouts are calculated at the time of the failure. See the error log for the actual replacement strategy.

---

**BC502508****Explanation:**

During processor/memory subsystem initialization, an error was encountered: Set sensor reading command failed.

**Response:**

The FRU callouts are calculated at the time of the failure. See the error log for the actual replacement strategy.

---

**BC502509****Explanation:**

Unexpected IPMI completion code from the BMC.

**Response:**

The FRU callouts are calculated at the time of the failure. See the error log for the actual replacement strategy.

---

**BC50250A****Explanation:**

The DCMI command to retrieve the power limit data from the BMC has failed, the user defined power limit cannot be applied.

**Response:**

The FRU callouts are calculated at the time of the failure. See the error log for the actual replacement strategy.

---

**BC50250B****Explanation:**

Request to get sensor reading IPMI completion code can be seen in userdata1 field of the log.

**Response:**

The FRU callouts are calculated at the time of the failure. See the error log for the actual replacement strategy.

---

**BC50250C****Explanation:**

During processor/memory subsystem initialization, an error was encountered: Request to get sensor type form the bmc failed.

**Response:**

The FRU callouts are calculated at the time of the failure. See the error log for the actual replacement strategy.

---

**BC50250D****Explanation:**

Unable to determine sensor information.

**Response:**

The FRU callouts are calculated at the time of the failure. See the error log for the actual replacement strategy.

---

**BC50250E****Explanation:**

During processor/memory subsystem initialization, an error was encountered: VPD data is invalid size.

**Response:**

The FRU callouts are calculated at the time of the failure. See the error log for the actual replacement strategy.

---

**BC50250F****Explanation:**

The passed in sensor number is not valid.

**Response:**

The FRU callouts are calculated at the time of the failure. See the error log for the actual replacement strategy.

---

**BC502510****Explanation:**

Unable to find a valid sensor setting.

**Response:**

The FRU callouts are calculated at the time of the failure. See the error log for the actual replacement strategy.

---

**BC502601****Explanation:**

During processor/memory subsystem initialization, an error was encountered: OCC is not valid.

**Response:**

The FRU callouts are calculated at the time of the failure. See the error log for the actual replacement strategy.

---

**BC502602****Explanation:**

During processor/memory subsystem initialization, an error was encountered: Throttle numerator calculated doesn't meet min utilization.

**Response:**

The FRU callouts are calculated at the time of the failure. See the error log for the actual replacement strategy.

---

**BC502603****Explanation:**

During processor/memory subsystem initialization, an error was encountered: Throttle HW procedure calculated an invalid numerator value.

**Response:**

The FRU callouts are calculated at the time of the failure. See the error log for the actual replacement strategy.

---

**BC502605****Explanation:**

During processor/memory subsystem initialization, an error was encountered: OCC not ready for target state.

**Response:**

The FRU callouts are calculated at the time of the failure. See the error log for the actual replacement strategy.

---

**BC502606****Explanation:**

During processor/memory subsystem initialization, an error was encountered: Unable to read attributes.

**Response:**

The FRU callouts are calculated at the time of the failure. See the error log for the actual replacement strategy.

---

**BC50260E****Explanation:**

During processor/memory subsystem initialization, an error was encountered: Unable to send cmd to OCC exception.

**Response:**

The FRU callouts are calculated at the time of the failure. See the error log for the actual replacement strategy.

---

**BC502616****Explanation:**

During processor/memory subsystem initialization, an error was encountered: OCCs did not all reach active state, system will be in Safe Mode.

**Response:**

The FRU callouts are calculated at the time of the failure. See the error log for the actual replacement strategy.

---

**BC502618****Explanation:**

During processor/memory subsystem initialization, an error was encountered: Invalid response length received.

**Response:**

The FRU callouts are calculated at the time of the failure. See the error log for the actual replacement strategy.

---

**BC502619****Explanation:**

During processor/memory subsystem initialization, an error was encountered: OCC response had checksum failure.

**Response:**

The FRU callouts are calculated at the time of the failure. See the error log for the actual replacement strategy.

---

**BC50261B****Explanation:**

During processor/memory subsystem initialization, an error was encountered: Invalid length in OCC response.

**Response:**

The FRU callouts are calculated at the time of the failure. See the error log for the actual replacement strategy.

---

**BC50261C****Explanation:**

During processor/memory subsystem initialization, an error was encountered: Invalid POLL response length.

**Response:**

The FRU callouts are calculated at the time of the failure. See the error log for the actual replacement strategy.

---

**BC50261D****Explanation:**

During processor/memory subsystem initialization, an error was encountered: Bad FRU data received in OCC error log.

**Response:**

The FRU callouts are calculated at the time of the failure. See the error log for the actual replacement strategy.

---

**BC502622****Explanation:**

During processor/memory subsystem initialization, an error was encountered: Invalid role is POLL response.

**Response:**

The FRU callouts are calculated at the time of the failure. See the error log for the actual replacement strategy.

---

**BC502623****Explanation:**

During processor/memory subsystem initialization, an error was encountered: Ignoring invalid command.

**Response:**

The FRU callouts are calculated at the time of the failure. See the error log for the actual replacement strategy.

---

**BC502624****Explanation:**

During processor/memory subsystem initialization, an error was encountered: No functional OCCs were found.

**Response:**

The FRU callouts are calculated at the time of the failure. See the error log for the actual replacement strategy.

---

**BC502625****Explanation:**

During processor/memory subsystem initialization, an error was encountered: OCCs were not loaded/started successfully.

**Response:**

The FRU callouts are calculated at the time of the failure. See the error log for the actual replacement strategy.

---

**BC502626**

**Explanation:**

During processor/memory subsystem initialization, an error was encountered: OCC did not change to requested state.

**Response:**

The FRU callouts are calculated at the time of the failure. See the error log for the actual replacement strategy.

---

**BC502635**

**Explanation:**

During processor/memory subsystem initialization, an error was encountered: Timeout waiting for OCC response.

**Response:**

The FRU callouts are calculated at the time of the failure. See the error log for the actual replacement strategy.

---

**BC502645**

**Explanation:**

During processor/memory subsystem initialization, an error was encountered: No OCC target found for proc Target,.

**Response:**

The FRU callouts are calculated at the time of the failure. See the error log for the actual replacement strategy.

---

**BC502655**

**Explanation:**

During processor/memory subsystem initialization, an error was encountered: No OCC master was found.

**Response:**

The FRU callouts are calculated at the time of the failure. See the error log for the actual replacement strategy.

---

**BC502656**

**Explanation:**

During processor/memory subsystem initialization, an error was encountered: OCC reset threshold reached. Leaving OCCs in reset state.

**Response:**

The FRU callouts are calculated at the time of the failure. See the error log for the actual replacement strategy.

---

**BC502663**

**Explanation:**

During processor/memory subsystem initialization, an error was encountered: Invalid OCC error log data.

**Response:**

The FRU callouts are calculated at the time of the failure. See the error log for the actual replacement strategy.

---

**BC50267D**

**Explanation:**

During processor/memory subsystem initialization, an error was encountered: Bad FRU data received in OCC error log.

**Response:**

The FRU callouts are calculated at the time of the failure. See the error log for the actual replacement strategy.

---

**BC50267F**

**Explanation:**

During processor/memory subsystem initialization, an error was encountered: No FRU callouts found for non-info OCC Error.

**Response:**

The FRU callouts are calculated at the time of the failure. See the error log for the actual replacement strategy.

---

**BC502701**

**Explanation:**

During processor/memory subsystem initialization, an error was encountered: Invalid operation type.

**Response:**

The FRU callouts are calculated at the time of the failure. See the error log for the actual replacement strategy.

---

**BC502702**

**Explanation:**

A problem was detected during the IPL of the system: Device type not supported.

**Response:**

The FRU callouts are calculated at the time of the failure. See the error log for the actual replacement strategy.

---

**BC502703**

**Explanation:**

During processor/memory subsystem initialization, an error was encountered: Trusted Platform Module (TPM) attribute was not found.

**Response:**

The FRU callouts are calculated at the time of the failure. See the error log for the actual replacement strategy.

---

**BC502704**

**Explanation:**

During processor/memory subsystem initialization, an error was encountered: Invalid Trusted Platform Module (TPM) chip to access.

**Response:**

The FRU callouts are calculated at the time of the failure. See the error log for the actual replacement strategy.

---

**BC502705**

**Explanation:**

During processor/memory subsystem initialization, an error was encountered: I2C master entity path doesn't exist.

**Response:**

The FRU callouts are calculated at the time of the failure. See the error log for the actual replacement strategy.

---

**BC502706**

**Explanation:**

During processor/memory subsystem initialization, an error was encountered: I2C master path target is null.

**Response:**

The FRU callouts are calculated at the time of the failure. See the error log for the actual replacement strategy.

---

**BC502707**

**Explanation:**

During processor/memory subsystem initialization, an error was encountered: Invalid address offset size.

**Response:**

The FRU callouts are calculated at the time of the failure. See the error log for the actual replacement strategy.

---

**BC502708**

**Explanation:**

A problem occurred during the IPL of the system: Trusted Platform Module (TPM) buffer is too large.

**Response:**

The FRU callouts are calculated at the time of the failure. See the error log for the actual replacement strategy.

---

---

**BC502709**

**Explanation:**

A problem occurred during the IPL of the system: Trusted Platform Module (TPM) underflow.

**Response:**

The FRU callouts are calculated at the time of the failure. See the error log for the actual replacement strategy.

---

**BC50270A**

**Explanation:**

A problem occurred during the IPL of the system: Trusted Platform Module (TPM) timeout.

**Response:**

The FRU callouts are calculated at the time of the failure. See the error log for the actual replacement strategy.

---

**BC50270B**

**Explanation:**

During processor/memory subsystem initialization, an error was encountered: Invalid operation type.

**Response:**

The FRU callouts are calculated at the time of the failure. See the error log for the actual replacement strategy.

---

**BC50270C**

**Explanation:**

During processor/memory subsystem initialization, an error was encountered: Invalid address offset size.

**Response:**

The FRU callouts are calculated at the time of the failure. See the error log for the actual replacement strategy.

---

**BC50270D**

**Explanation:**

A trusted platform module (TPM) that was expected to be present was not detected properly.

**Response:**

The FRU callouts are calculated at the time of the failure. See the error log for the actual replacement strategy.

---

**BC50270E**

**Explanation:**

Trusted boot problem detected.

**Response:**

The FRU callouts are calculated at the time of the failure. See the error log for the actual replacement strategy.

---

**BC50270F**

**Explanation:**

Trusted boot problem detected.

**Response:**

The FRU callouts are calculated at the time of the failure. See the error log for the actual replacement strategy.

---

**BC502710****Explanation:**

Unexpected trusted boot related failure.

**Response:**

The FRU callouts are calculated at the time of the failure. See the error log for the actual replacement strategy.

---

**BC502711****Explanation:**

Unexpected trusted boot related failure.

**Response:**

The FRU callouts are calculated at the time of the failure. See the error log for the actual replacement strategy.

---

**BC502801****Explanation:**

Firmware error communicating with boot device.

**Response:**

The FRU callouts are calculated at the time of the failure. See the error log for the actual replacement strategy.

---

**BC502802****Explanation:**

Firmware error communicating with boot device.

**Response:**

The FRU callouts are calculated at the time of the failure. See the error log for the actual replacement strategy.

---

**BC502803****Explanation:**

Firmware error communicating with boot device.

**Response:**

The FRU callouts are calculated at the time of the failure. See the error log for the actual replacement strategy.

---

**BC502804****Explanation:**

Firmware error communicating with boot device.

**Response:**

The FRU callouts are calculated at the time of the failure. See the error log for the actual replacement strategy.

---

**BC502806****Explanation:**

Firmware logic bug detected.

**Response:**

The FRU callouts are calculated at the time of the failure. See the error log for the actual replacement strategy.

---

**BC502810****Explanation:**

During processor/memory subsystem initialization, an error was encountered: Timeout waiting for upstream FIFO to have room to write.

**Response:**

The FRU callouts are calculated at the time of the failure. See the error log for the actual replacement strategy.

---

**BC502811****Explanation:**

During processor/memory subsystem initialization, an error was encountered: EOT not received before downstream buffer full.

**Response:**

The FRU callouts are calculated at the time of the failure. See the error log for the actual replacement strategy.

---

**BC502812****Explanation:**

During processor/memory subsystem initialization, an error was encountered: The distance to the status header is not within the response buffer.

**Response:**

The FRU callouts are calculated at the time of the failure. See the error log for the actual replacement strategy.

---

**BC502813****Explanation:**

During processor/memory subsystem initialization, an error was encountered: Status header does not start with magic number or non-zero primary or secondary status.

**Response:**

The FRU callouts are calculated at the time of the failure. See the error log for the actual replacement strategy.

---

**BC502814****Explanation:**

During processor/memory subsystem initialization, an error was encountered: Timeout waiting for downstream FIFO to have data to receive.



**Response:**

The FRU callouts are calculated at the time of the failure. See the error log for the actual replacement strategy.

---

**BC502815****Explanation:**

Firmware error communicating with boot device.

**Response:**

The FRU callouts are calculated at the time of the failure. See the error log for the actual replacement strategy.

---

**BC502816****Explanation:**

Firmware error communicating with boot device.

**Response:**

The FRU callouts are calculated at the time of the failure. See the error log for the actual replacement strategy.

---

**BC502817****Explanation:**

Firmware error communicating with boot device.

**Response:**

The FRU callouts are calculated at the time of the failure. See the error log for the actual replacement strategy.

---

**BC502818****Explanation:**

Firmware error communicating with boot device.

**Response:**

The FRU callouts are calculated at the time of the failure. See the error log for the actual replacement strategy.

---

**BC502819****Explanation:**

Firmware error communicating with boot device.

**Response:**

The FRU callouts are calculated at the time of the failure. See the error log for the actual replacement strategy.

---

**BC50281A****Explanation:**

During processor/memory subsystem initialization, an error was encountered: If the size of the FFDC package exceeds our allocated buffer size, we log it.

**Response:**

The FRU callouts are calculated at the time of the failure. See the error log for the actual replacement strategy.

---

**BC502831****Explanation:**

Firmware error communicating with boot device.

**Response:**

The FRU callouts are calculated at the time of the failure. See the error log for the actual replacement strategy.

---

**BC502832****Explanation:**

Firmware error communicating with boot device.

**Response:**

The FRU callouts are calculated at the time of the failure. See the error log for the actual replacement strategy.

---

**BC502833****Explanation:**

Firmware error communicating with boot device.

**Response:**

The FRU callouts are calculated at the time of the failure. See the error log for the actual replacement strategy.

---

**BC502834****Explanation:**

Firmware error communicating with boot device.

**Response:**

The FRU callouts are calculated at the time of the failure. See the error log for the actual replacement strategy.

---

**BC502835****Explanation:**

Firmware error communicating with boot device.

**Response:**

The FRU callouts are calculated at the time of the failure. See the error log for the actual replacement strategy.

---

**BC502836****Explanation:**

Firmware error communicating with boot device.

**Response:**

The FRU callouts are calculated at the time of the failure. See the error log for the actual replacement strategy.

---

**BC502837****Explanation:**

Firmware error communicating with boot device.

**Response:**

The FRU callouts are calculated at the time of the failure. See the error log for the actual replacement strategy.

---

**BC502838****Explanation:**

Firmware error communicating with boot device.

**Response:**

The FRU callouts are calculated at the time of the failure. See the error log for the actual replacement strategy.

---

**BC502839****Explanation:**

Firmware error communicating with boot device.

**Response:**

The FRU callouts are calculated at the time of the failure. See the error log for the actual replacement strategy.

---

**BC50283A****Explanation:**

Firmware error communicating with boot device.

**Response:**

The FRU callouts are calculated at the time of the failure. See the error log for the actual replacement strategy.

---

**BC50283B****Explanation:**

Firmware error communicating with boot device.

**Response:**

The FRU callouts are calculated at the time of the failure. See the error log for the actual replacement strategy.

---

**BC50283C****Explanation:**

Firmware error communicating with boot device.

**Response:**

The FRU callouts are calculated at the time of the failure. See the error log for the actual replacement strategy.

---

**BC50283D****Explanation:**

During processor/memory subsystem initialization, an error was encountered: Unable to inform OPAL of SBE failure.

**Response:**

The FRU callouts are calculated at the time of the failure. See the error log for the actual replacement strategy.

---

**BC502850****Explanation:**

A problem occurred during the IPL.

**Response:**

The FRU callouts are calculated at the time of the failure. See the error log for the actual replacement strategy.

---

**BC502851****Explanation:**

A problem occurred during the IPL.

**Response:**

The FRU callouts are calculated at the time of the failure. See the error log for the actual replacement strategy.

---

**BC502852****Explanation:**

During processor/memory subsystem initialization, an error was encountered: SBE booted from unexpected side.

**Response:**

The FRU callouts are calculated at the time of the failure. See the error log for the actual replacement strategy.

---

**BC502853****Explanation:**

During processor/memory subsystem initialization, an error was encountered: There is no recovery action on the SBE. We're guarding this proc.

**Response:**

The FRU callouts are calculated at the time of the failure. See the error log for the actual replacement strategy.

---

**BC502854****Explanation:**

The SBE did not start, we will attempt a reboot if possible.

**Response:**

The FRU callouts are calculated at the time of the failure. See the error log for the actual replacement strategy.

---

**BC502856****Explanation:**

During processor/memory subsystem initialization, an error was encountered: This function was called incorrectly or there is a new enum that is not handled yet.

**Response:**

The FRU callouts are calculated at the time of the failure. See the error log for the actual replacement strategy.

---

**BC502857****Explanation:**

FFDC associated with boot device failing to boot.

**Response:**

The FRU callouts are calculated at the time of the failure. See the error log for the actual replacement strategy.

---

**BC502858****Explanation:**

A processor in the system has failed to initialize.

**Response:**

The FRU callouts are calculated at the time of the failure. See the error log for the actual replacement strategy.

---

**BC50285B****Explanation:**

Extra FFDC gathered, marked information event.

**Response:**

The FRU callouts are calculated at the time of the failure. See the error log for the actual replacement strategy.

---

**BC50285C****Explanation:**

Processor Error.

**Response:**

The FRU callouts are calculated at the time of the failure. See the error log for the actual replacement strategy.

---

**BC50285D****Explanation:**

Processor Error.

**Response:**

The FRU callouts are calculated at the time of the failure. See the error log for the actual replacement strategy.

---

**BC50285E****Explanation:**

Processor Error.

**Response:**

The FRU callouts are calculated at the time of the failure. See the error log for the actual replacement strategy.

---

**BC50285F****Explanation:**

During processor/memory subsystem initialization, an error was encountered: Call to PSU Chip Op returned an unexpected message type.

**Response:**

The FRU callouts are calculated at the time of the failure. See the error log for the actual replacement strategy.

---

**BC502861****Explanation:**

During processor/memory subsystem initialization, an error was encountered: Could not register mailbox message queue.

**Response:**

The FRU callouts are calculated at the time of the failure. See the error log for the actual replacement strategy.

---

**BC502862****Explanation:**

Processor Error.

**Response:**

The FRU callouts are calculated at the time of the failure. See the error log for the actual replacement strategy.

---

**BC502BA0****Explanation:**

Failure detected in security subsystem.

**Response:**

The FRU callouts are calculated at the time of the failure. See the error log for the actual replacement strategy.

---

**BC502BA2****Explanation:**

Failure detected in security subsystem.

**Response:**

The FRU callouts are calculated at the time of the failure. See the error log for the actual replacement strategy.

---

**BC502BA3****Explanation:**

Failure detected in security subsystem.

**Response:**

The FRU callouts are calculated at the time of the failure. See the error log for the actual replacement strategy.

---

**BC502BA4****Explanation:**

Failure detected in security subsystem.

**Response:**

The FRU callouts are calculated at the time of the failure. See the error log for the actual replacement strategy.

---

**BC502BA5****Explanation:**

Failure detected in security subsystem.

**Response:**

The FRU callouts are calculated at the time of the failure. See the error log for the actual replacement strategy.

---

**BC502BA6****Explanation:**

Failure detected in security subsystem.

**Response:**

The FRU callouts are calculated at the time of the failure. See the error log for the actual replacement strategy.

---

**BC502BA7****Explanation:**

Failure detected in security subsystem.

**Response:**

The FRU callouts are calculated at the time of the failure. See the error log for the actual replacement strategy.

---

**BC502BA8****Explanation:**

Failure detected in security subsystem.

**Response:**

The FRU callouts are calculated at the time of the failure. See the error log for the actual replacement strategy.

---

**BC502BA9****Explanation:**

During processor/memory subsystem initialization, an error was encountered: Unmarshal error while replaying tpm log.

**Response:**

The FRU callouts are calculated at the time of the failure. See the error log for the actual replacement strategy.

---

**BC502BAA****Explanation:**

TPM log overflow.

**Response:**

The FRU callouts are calculated at the time of the failure. See the error log for the actual replacement strategy.

---

**BC502BAB****Explanation:**

TPM log operation failure.

**Response:**

The FRU callouts are calculated at the time of the failure. See the error log for the actual replacement strategy.

---

**BC502BAC****Explanation:**

TPM log buffer init failure.

**Response:**

The FRU callouts are calculated at the time of the failure. See the error log for the actual replacement strategy.

---

**BC502BAD****Explanation:**

The system is configured for Secure Boot and trusted platform module required mode; at least one functional trusted platform module is required to boot the system, but none are available. Therefore, the system will terminate. Trusted platform module required mode may be disabled via the appropriate systems management interface to allow platform boot without the remote trusted attestation capability. Look for other errors which call out the trusted platform module and follow the repair actions for these errors.

**Response:**

The FRU callouts are calculated at the time of the failure. See the error log for the actual replacement strategy.

---

**BC502BAE****Explanation:**

Failure detected in security subsystem.

**Response:**

The FRU callouts are calculated at the time of the failure. See the error log for the actual replacement strategy.

---

**BC502BAF****Explanation:**

Failure detected in security subsystem.

**Response:**

The FRU callouts are calculated at the time of the failure. See the error log for the actual replacement strategy.

---

**BC502BB0****Explanation:**

TPM log invalid format.

**Response:**

The FRU callouts are calculated at the time of the failure. See the error log for the actual replacement strategy.

---

**BC502BB1**

**Explanation:**

Firmware error during system boot.

**Response:**

The FRU callouts are calculated at the time of the failure. See the error log for the actual replacement strategy.

---

**BC502BB2****Explanation:**

Firmware error during system boot.

**Response:**

The FRU callouts are calculated at the time of the failure. See the error log for the actual replacement strategy.

---

**BC502BB3****Explanation:**

Firmware error during system boot.

**Response:**

The FRU callouts are calculated at the time of the failure. See the error log for the actual replacement strategy.

---

**BC502BB4****Explanation:**

Platform security problem detected.

**Response:**

The FRU callouts are calculated at the time of the failure. See the error log for the actual replacement strategy.

---

**BC502BB5****Explanation:**

Failure detected in security subsystem.

**Response:**

The FRU callouts are calculated at the time of the failure. See the error log for the actual replacement strategy.

---

**BC502BB7****Explanation:**

Trusted Boot failure.

**Response:**

The FRU callouts are calculated at the time of the failure. See the error log for the actual replacement strategy.

---

**BC502BB8****Explanation:**

Trusted boot failure.

**Response:**

The FRU callouts are calculated at the time of the failure. See the error log for the actual replacement strategy.

---

**BC502BB9****Explanation:**

Trusted boot failure.

**Response:**

The FRU callouts are calculated at the time of the failure. See the error log for the actual replacement strategy.

---

**BC502BBA****Explanation:**

Trusted boot failure.

**Response:**

The FRU callouts are calculated at the time of the failure. See the error log for the actual replacement strategy.

---

**BC502BBB****Explanation:**

Trusted boot failure.

**Response:**

The FRU callouts are calculated at the time of the failure. See the error log for the actual replacement strategy.

---

**BC502BBC****Explanation:**

Trusted boot failure.

**Response:**

The FRU callouts are calculated at the time of the failure. See the error log for the actual replacement strategy.

---

**BC502BBD****Explanation:**

trustedboot failure.

**Response:**

The FRU callouts are calculated at the time of the failure. See the error log for the actual replacement strategy.

---

**BC503325****Explanation:**

During processor/memory subsystem initialization, an error was encountered: Unable to resolve other end of xbus.

**Response:**

The FRU callouts are calculated at the time of the failure. See the error log for the actual replacement strategy.

---

**BC503326****Explanation:**

During processor/memory subsystem initialization, an error was encountered: Unable to resolve other end of xbus.

**Response:**

The FRU callouts are calculated at the time of the failure. See the error log for the actual replacement strategy.

---

**BC503327**

**Explanation:**

Firmware Error.

**Response:**

The FRU callouts are calculated at the time of the failure. See the error log for the actual replacement strategy.

---

**BC503328**

**Explanation:**

Firmware Error.

**Response:**

The FRU callouts are calculated at the time of the failure. See the error log for the actual replacement strategy.

---

**BC503329**

**Explanation:**

Firmware Error.

**Response:**

The FRU callouts are calculated at the time of the failure. See the error log for the actual replacement strategy.

---

**BC50332A**

**Explanation:**

Firmware Error.

**Response:**

The FRU callouts are calculated at the time of the failure. See the error log for the actual replacement strategy.

---

**BC50332B**

**Explanation:**

Firmware Error.

**Response:**

The FRU callouts are calculated at the time of the failure. See the error log for the actual replacement strategy.

---

**BC50332C**

**Explanation:**

Firmware Error.

**Response:**

The FRU callouts are calculated at the time of the failure. See the error log for the actual replacement strategy.

---

**BC50332D**

**Explanation:**

Firmware Error.

**Response:**

The FRU callouts are calculated at the time of the failure. See the error log for the actual replacement strategy.

---

**BC50332E**

**Explanation:**

Firmware Error.

**Response:**

The FRU callouts are calculated at the time of the failure. See the error log for the actual replacement strategy.

---

**BC50332F**

**Explanation:**

Firmware Error.

**Response:**

The FRU callouts are calculated at the time of the failure. See the error log for the actual replacement strategy.

---

**BC503330**

**Explanation:**

Firmware Error.

**Response:**

The FRU callouts are calculated at the time of the failure. See the error log for the actual replacement strategy.

---

**BC503331**

**Explanation:**

Firmware Error.

**Response:**

The FRU callouts are calculated at the time of the failure. See the error log for the actual replacement strategy.

---

**BC503332**

**Explanation:**

Firmware Error.

**Response:**

The FRU callouts are calculated at the time of the failure. See the error log for the actual replacement strategy.

---

**BC503333**

**Explanation:**

Firmware Error.

**Response:**

The FRU callouts are calculated at the time of the failure. See the error log for the actual replacement strategy.

---

**BC503334****Explanation:**

During processor/memory subsystem initialization, an error was encountered: platGetMBvdpdMemoryDataVersion could not find the expected 1 mba from the passed dimm target.

**Response:**

The FRU callouts are calculated at the time of the failure. See the error log for the actual replacement strategy.

---

**BC503335****Explanation:**

During processor/memory subsystem initialization, an error was encountered: platGetMBvdpdMemoryDataVersion could not find an mba parent target from the passed in dimm target.

**Response:**

The FRU callouts are calculated at the time of the failure. See the error log for the actual replacement strategy.

---

**BC503336****Explanation:**

During processor/memory subsystem initialization, an error was encountered: platGetMBvdpdMemoryDataVersion could not find any child mba's from the passed in target of type TYPE\_MEMBUF.

**Response:**

The FRU callouts are calculated at the time of the failure. See the error log for the actual replacement strategy.

---

**BC503337****Explanation:**

During processor/memory subsystem initialization, an error was encountered: platGetMBvdpdMemoryDataVersion requires a target of type TYPE\_MBA or TYPE\_MEMBUF.

**Response:**

The FRU callouts are calculated at the time of the failure. See the error log for the actual replacement strategy.

---

**BC503339****Explanation:**

Internal firmware error.

**Response:**

The FRU callouts are calculated at the time of the failure. See the error log for the actual replacement strategy.

---

**BC50333A****Explanation:**

Internal firmware error.

**Response:**

The FRU callouts are calculated at the time of the failure. See the error log for the actual replacement strategy.

---

**BC50333B****Explanation:**

Internal firmware error.

**Response:**

The FRU callouts are calculated at the time of the failure. See the error log for the actual replacement strategy.

---

**BC50333C****Explanation:**

Internal firmware error.

**Response:**

The FRU callouts are calculated at the time of the failure. See the error log for the actual replacement strategy.

---

**BC50333D****Explanation:**

Internal firmware error.

**Response:**

The FRU callouts are calculated at the time of the failure. See the error log for the actual replacement strategy.

---

**BC50333E****Explanation:**

Internal firmware error.

**Response:**

The FRU callouts are calculated at the time of the failure. See the error log for the actual replacement strategy.

---

**BC503340****Explanation:**

Internal firmware error.

**Response:**

The FRU callouts are calculated at the time of the failure. See the error log for the actual replacement strategy.

---

**BC503343****Explanation:**

Internal firmware error.

**Response:**

The FRU callouts are calculated at the time of the failure. See the error log for the actual replacement strategy.

---

**BC503403****Explanation:**

A problem occurred while running processor boot code.

**Response:**

The FRU callouts are calculated at the time of the failure. See the error log for the actual replacement strategy.

---

**BC503404****Explanation:**

A problem occurred while running processor boot code.

**Response:**

The FRU callouts are calculated at the time of the failure. See the error log for the actual replacement strategy.

---

**BC503405****Explanation:**

A problem occurred while running processor boot code.

**Response:**

The FRU callouts are calculated at the time of the failure. See the error log for the actual replacement strategy.

---

**BC503406****Explanation:**

A problem occurred while running processor boot code.

**Response:**

The FRU callouts are calculated at the time of the failure. See the error log for the actual replacement strategy.

---

**BC503407****Explanation:**

A problem occurred while running processor boot code.

**Response:**

The FRU callouts are calculated at the time of the failure. See the error log for the actual replacement strategy.

---

**BC503408****Explanation:**

A problem occurred while running processor boot code.

**Response:**

The FRU callouts are calculated at the time of the failure. See the error log for the actual replacement strategy.

---

**BC503409****Explanation:**

A problem occurred while running processor boot code.

**Response:**

The FRU callouts are calculated at the time of the failure. See the error log for the actual replacement strategy.

---

**BC50340A****Explanation:**

A problem occurred while running processor boot code.

**Response:**

The FRU callouts are calculated at the time of the failure. See the error log for the actual replacement strategy.

---

**BC50340B****Explanation:**

A problem occurred while running processor boot code.

**Response:**

The FRU callouts are calculated at the time of the failure. See the error log for the actual replacement strategy.

---

**BC50340C****Explanation:**

A problem occurred while running processor boot code.

**Response:**

The FRU callouts are calculated at the time of the failure. See the error log for the actual replacement strategy.

---

**BC50340F****Explanation:**

Failed to load boot firmware.

**Response:**

The FRU callouts are calculated at the time of the failure. See the error log for the actual replacement strategy.

---

**BC503501****Explanation:**

During processor/memory subsystem initialization, an error was encountered: Invalid operation type.

**Response:**



The FRU callouts are calculated at the time of the failure. See the error log for the actual replacement strategy.

---

**BC503502****Explanation:**

A problem was detected during the IPL of the system: Device type not supported.

**Response:**

The FRU callouts are calculated at the time of the failure. See the error log for the actual replacement strategy.

---

**BC503503****Explanation:**

During processor/memory subsystem initialization, an error was encountered: NVDIMM attribute was not found.

**Response:**

The FRU callouts are calculated at the time of the failure. See the error log for the actual replacement strategy.

---

**BC503505****Explanation:**

During processor/memory subsystem initialization, an error was encountered: I2C master entity path doesn't exist.

**Response:**

The FRU callouts are calculated at the time of the failure. See the error log for the actual replacement strategy.

---

**BC503506****Explanation:**

During processor/memory subsystem initialization, an error was encountered: I2C master path target is null.

**Response:**

The FRU callouts are calculated at the time of the failure. See the error log for the actual replacement strategy.

---

**BC503507****Explanation:**

During processor/memory subsystem initialization, an error was encountered: Invalid address offset size.

**Response:**

The FRU callouts are calculated at the time of the failure. See the error log for the actual replacement strategy.

---

**BC503508****Explanation:**

A problem occurred during the IPL of the system: I2C buffer offset is too large.

**Response:**

The FRU callouts are calculated at the time of the failure. See the error log for the actual replacement strategy.

---

**BC503509****Explanation:**

During processor/memory subsystem initialization, an error was encountered: I2C write page size is zero.

**Response:**

The FRU callouts are calculated at the time of the failure. See the error log for the actual replacement strategy.

---

**BC50350A****Explanation:**

During processor/memory subsystem initialization, an error was encountered: NVDIMM register offset out of bound.

**Response:**

The FRU callouts are calculated at the time of the failure. See the error log for the actual replacement strategy.

---

**BC50350D****Explanation:**

NVDIMM timed out.

**Response:**

The FRU callouts are calculated at the time of the failure. See the error log for the actual replacement strategy.

---

**BC50350E****Explanation:**

NVDIMM timed out.

**Response:**

The FRU callouts are calculated at the time of the failure. See the error log for the actual replacement strategy.

---

**BC50350F****Explanation:**

NVDIMM timed out.

**Response:**

The FRU callouts are calculated at the time of the failure. See the error log for the actual replacement strategy.

---

**BC503512****Explanation:**

NVDIMM encountered error setting the energy source policy.

**Response:**

The FRU callouts are calculated at the time of the failure. See the error log for the actual replacement strategy.

---

**BC503516****Explanation:**

Encountered error performing internal operation on NVDIMM.

**Response:**

The FRU callouts are calculated at the time of the failure. See the error log for the actual replacement strategy.

---

**BC503517****Explanation:**

NVDIMM timed out.

**Response:**

The FRU callouts are calculated at the time of the failure. See the error log for the actual replacement strategy.

---

**BC503518****Explanation:**

NVDIMM encountered error arming save trigger.

**Response:**

The FRU callouts are calculated at the time of the failure. See the error log for the actual replacement strategy.

---

**BC503519****Explanation:**

NVDIMM error erasing data image.

**Response:**

The FRU callouts are calculated at the time of the failure. See the error log for the actual replacement strategy.

---

**BC50351A****Explanation:**

NVDIMM failed to restore data.

**Response:**

The FRU callouts are calculated at the time of the failure. See the error log for the actual replacement strategy.

---

**BC50351B****Explanation:**

NVDIMM not ready.

**Response:**

The FRU callouts are calculated at the time of the failure. See the error log for the actual replacement strategy.

---

**BC50351C****Explanation:**

Internal firmware error.

**Response:**

The FRU callouts are calculated at the time of the failure. See the error log for the actual replacement strategy.

---

**BC50351D****Explanation:**

NVDIMM not updated.

**Response:**

The FRU callouts are calculated at the time of the failure. See the error log for the actual replacement strategy.

---

**BC50351E****Explanation:**

NVDIMM not updated.

**Response:**

The FRU callouts are calculated at the time of the failure. See the error log for the actual replacement strategy.

---

**BC50351F****Explanation:**

NVDIMM not updated.

**Response:**

The FRU callouts are calculated at the time of the failure. See the error log for the actual replacement strategy.

---

**BC503520****Explanation:**

NVDIMM not updated.

**Response:**

The FRU callouts are calculated at the time of the failure. See the error log for the actual replacement strategy.

---

**BC503521****Explanation:**

NVDIMM not updated.

**Response:**

The FRU callouts are calculated at the time of the failure. See the error log for the actual replacement strategy.

---

**BC503522****Explanation:**

NVDIMM not updated.

**Response:**

The FRU callouts are calculated at the time of the failure. See the error log for the actual replacement strategy.

---

**BC503523**

**Explanation:**

NVDIMM not updated.

**Response:**

The FRU callouts are calculated at the time of the failure. See the error log for the actual replacement strategy.

---

**BC503524****Explanation:**

NVDIMM not updated.

**Response:**

The FRU callouts are calculated at the time of the failure. See the error log for the actual replacement strategy.

---

**BC503525****Explanation:**

NVDIMM not updated.

**Response:**

The FRU callouts are calculated at the time of the failure. See the error log for the actual replacement strategy.

---

**BC503526****Explanation:**

NVDIMM not updated.

**Response:**

The FRU callouts are calculated at the time of the failure. See the error log for the actual replacement strategy.

---

**BC503527****Explanation:**

NVDIMM not updated.

**Response:**

The FRU callouts are calculated at the time of the failure. See the error log for the actual replacement strategy.

---

**BC503528****Explanation:**

NVDIMM update started.

**Response:**

The FRU callouts are calculated at the time of the failure. See the error log for the actual replacement strategy.

---

**BC503529****Explanation:**

NVDIMM was successfully updated.

**Response:**

The FRU callouts are calculated at the time of the failure. See the error log for the actual replacement strategy.

---

**BC50352A****Explanation:**

NVDIMM error generating encryption keys.

**Response:**

The FRU callouts are calculated at the time of the failure. See the error log for the actual replacement strategy.

---

**BC50352B****Explanation:**

NVDIMM error erasing data image.

**Response:**

The FRU callouts are calculated at the time of the failure. See the error log for the actual replacement strategy.

---

**BC50352C****Explanation:**

NVDIMM error during Catastrophic Save.

**Response:**

The FRU callouts are calculated at the time of the failure. See the error log for the actual replacement strategy.

---

**BC50352D****Explanation:**

NVDIMM failed module health status check.

**Response:**

The FRU callouts are calculated at the time of the failure. See the error log for the actual replacement strategy.

---

**BC50352E****Explanation:**

NVDIMM failed module health status check.

**Response:**

The FRU callouts are calculated at the time of the failure. See the error log for the actual replacement strategy.

---

**BC50352F****Explanation:**

NVDIMM failed module health status check.

**Response:**

The FRU callouts are calculated at the time of the failure. See the error log for the actual replacement strategy.

---

**BC503538****Explanation:**

NVDIMM failed module health status check.

**Response:**

The FRU callouts are calculated at the time of the failure. See the error log for the actual replacement strategy.

---

**BC50353E****Explanation:**

NVDIMM failed to enable event notificaitons.

**Response:**

The FRU callouts are calculated at the time of the failure. See the error log for the actual replacement strategy.

---

**BC50353F****Explanation:**

NVDIMM register error.

**Response:**

The FRU callouts are calculated at the time of the failure. See the error log for the actual replacement strategy.

---

**BC503540****Explanation:**

NVDIMM encryption error.

**Response:**

The FRU callouts are calculated at the time of the failure. See the error log for the actual replacement strategy.

---

**BC503541****Explanation:**

NVDIMM register error.

**Response:**

The FRU callouts are calculated at the time of the failure. See the error log for the actual replacement strategy.

---

**BC503542****Explanation:**

NVDIMM register error.

**Response:**

The FRU callouts are calculated at the time of the failure. See the error log for the actual replacement strategy.

---

**BC503543****Explanation:**

NVDIMM encryption error.

**Response:**

The FRU callouts are calculated at the time of the failure. See the error log for the actual replacement strategy.

---

**BC503544****Explanation:**

NVDIMM encryption error.

**Response:**

The FRU callouts are calculated at the time of the failure. See the error log for the actual replacement strategy.

---

**BC503545****Explanation:**

NVDIMM encryption error.

**Response:**

The FRU callouts are calculated at the time of the failure. See the error log for the actual replacement strategy.

---

**BC503546****Explanation:**

NVDIMM encryption error.

**Response:**

The FRU callouts are calculated at the time of the failure. See the error log for the actual replacement strategy.

---

**BC503548****Explanation:**

NVDIMM encryption error.

**Response:**

The FRU callouts are calculated at the time of the failure. See the error log for the actual replacement strategy.

---

**BC503549****Explanation:**

NVDIMM ES health check failed.

**Response:**

The FRU callouts are calculated at the time of the failure. See the error log for the actual replacement strategy.

---

**BC50354A****Explanation:**

NVDIMM ES health check failed.

**Response:**

The FRU callouts are calculated at the time of the failure. See the error log for the actual replacement strategy.

---

**BC50354B****Explanation:**

NVDIMM ES health check failed.

**Response:**

The FRU callouts are calculated at the time of the failure. See the error log for the actual replacement strategy.

---

**BC50354C****Explanation:**

NVDIMM ES health check failed.

**Response:**

The FRU callouts are calculated at the time of the failure. See the error log for the actual replacement strategy.

---

**BC50354D**

**Explanation:**

NVDIMM NVM health check failed.

**Response:**

The FRU callouts are calculated at the time of the failure. See the error log for the actual replacement strategy.

---

**BC50354E**

**Explanation:**

NVDIMM logging error.

**Response:**

The FRU callouts are calculated at the time of the failure. See the error log for the actual replacement strategy.

---

**BC50354F**

**Explanation:**

NVDIMM logging error.

**Response:**

The FRU callouts are calculated at the time of the failure. See the error log for the actual replacement strategy.

---

**BC503550**

**Explanation:**

NVDIMM incorrect firmware slot.

**Response:**

The FRU callouts are calculated at the time of the failure. See the error log for the actual replacement strategy.

---

**BC503551**

**Explanation:**

NVDIMM error during nvdimm erase.

**Response:**

The FRU callouts are calculated at the time of the failure. See the error log for the actual replacement strategy.

---

**BC503552**

**Explanation:**

NVDIMM failed the arm precheck and is unable to arm.

**Response:**

The FRU callouts are calculated at the time of the failure. See the error log for the actual replacement strategy.

---

**BC503553**

**Explanation:**

NVDIMM failed to ARM.

**Response:**

The FRU callouts are calculated at the time of the failure. See the error log for the actual replacement strategy.

---

**BC503554**

**Explanation:**

NVDIMM requires an arm retry.

**Response:**

The FRU callouts are calculated at the time of the failure. See the error log for the actual replacement strategy.

---

**BC503555**

**Explanation:**

NVDIMM not updated.

**Response:**

The FRU callouts are calculated at the time of the failure. See the error log for the actual replacement strategy.

---

**BC503556**

**Explanation:**

NVDIMM not running latest firmware level.

**Response:**

The FRU callouts are calculated at the time of the failure. See the error log for the actual replacement strategy.

---

**BC503557**

**Explanation:**

NVDIMM erase error.

**Response:**

The FRU callouts are calculated at the time of the failure. See the error log for the actual replacement strategy.

---

**BC503558**

**Explanation:**

NVDIMM erase error.

**Response:**

The FRU callouts are calculated at the time of the failure. See the error log for the actual replacement strategy.

---

**BC503601**

**Explanation:**

A problem occurred during the IPL of the system: Invalid data length for a SCOM operation.

**Response:**

The FRU callouts are calculated at the time of the failure. See the error log for the actual replacement strategy.

---

**BC503602****Explanation:**

A problem occurred during the IPL of the system: Invalid target type for a SCOM operation.

**Response:**

The FRU callouts are calculated at the time of the failure. See the error log for the actual replacement strategy.

---

**BC503603****Explanation:**

A problem occurred during the IPL of the system: Invalid operation type for a SCOM operation.

**Response:**

The FRU callouts are calculated at the time of the failure. See the error log for the actual replacement strategy.

---

**BC503604****Explanation:**

A problem occurred during the IPL of the system: Invalid address for a SCOM operation.

**Response:**

The FRU callouts are calculated at the time of the failure. See the error log for the actual replacement strategy.

---

**BC503701****Explanation:**

Unexpected memory subsystem firmware error.

**Response:**

The FRU callouts are calculated at the time of the failure. See the error log for the actual replacement strategy.

---

**BC503702****Explanation:**

Unexpected memory subsystem firmware error.

**Response:**

The FRU callouts are calculated at the time of the failure. See the error log for the actual replacement strategy.

---

**BC503703****Explanation:**

Unexpected memory subsystem firmware error.

**Response:**

The FRU callouts are calculated at the time of the failure. See the error log for the actual replacement strategy.

---

**BC503704****Explanation:**

Unexpected memory subsystem firmware error.

**Response:**

The FRU callouts are calculated at the time of the failure. See the error log for the actual replacement strategy.

---

**BC503705****Explanation:**

Unexpected memory subsystem firmware error.

**Response:**

The FRU callouts are calculated at the time of the failure. See the error log for the actual replacement strategy.

---

**BC503706****Explanation:**

Unexpected memory subsystem firmware error.

**Response:**

The FRU callouts are calculated at the time of the failure. See the error log for the actual replacement strategy.

---

**BC503707****Explanation:**

Unexpected memory subsystem firmware error.

**Response:**

The FRU callouts are calculated at the time of the failure. See the error log for the actual replacement strategy.

---

**BC503708****Explanation:**

Unexpected memory subsystem firmware error.

**Response:**

The FRU callouts are calculated at the time of the failure. See the error log for the actual replacement strategy.

---

**BC503709****Explanation:**

Unexpected memory subsystem firmware error.

**Response:**

The FRU callouts are calculated at the time of the failure. See the error log for the actual replacement strategy.

---

**BC50370A****Explanation:**

Unexpected memory subsystem firmware error.

**Response:**

The FRU callouts are calculated at the time of the failure. See the error log for the actual replacement strategy.

---

**BC503901****Explanation:**

Error occurred during system boot.

**Response:**

The FRU callouts are calculated at the time of the failure. See the error log for the actual replacement strategy.

---

**BC503902****Explanation:**

Error occurred during system boot.

**Response:**

The FRU callouts are calculated at the time of the failure. See the error log for the actual replacement strategy.

---

**BC504101****Explanation:**

A problem occurred during the IPL of the system:  
Internal Firmware Error.

**Response:**

The FRU callouts are calculated at the time of the failure. See the error log for the actual replacement strategy.

---

**BC504102****Explanation:**

A problem occurred during the IPL of the system:  
Internal Firmware Error.

**Response:**

The FRU callouts are calculated at the time of the failure. See the error log for the actual replacement strategy.

---

**BC504103****Explanation:**

Unexpected IPL firmware data format error.

**Response:**

The FRU callouts are calculated at the time of the failure. See the error log for the actual replacement strategy.

---

**BC504104****Explanation:**

Unexpected IPL firmware data format error.

**Response:**

The FRU callouts are calculated at the time of the failure. See the error log for the actual replacement strategy.

---

**BC504105****Explanation:**

Unexpected IPL firmware data format error.

**Response:**

The FRU callouts are calculated at the time of the failure. See the error log for the actual replacement strategy.

---

**BC504106****Explanation:**

Unsupported device found during firmware IPL.

**Response:**

The FRU callouts are calculated at the time of the failure. See the error log for the actual replacement strategy.

---

**BC504107****Explanation:**

Unexpected boot firmware data format error.

**Response:**

The FRU callouts are calculated at the time of the failure. See the error log for the actual replacement strategy.

---

**BC504108****Explanation:**

Unexpected IPL firmware data format error.

**Response:**

The FRU callouts are calculated at the time of the failure. See the error log for the actual replacement strategy.

---

**BC504109****Explanation:**

Unexpected IPL firmware data format error.

**Response:**

The FRU callouts are calculated at the time of the failure. See the error log for the actual replacement strategy.

---

**BC50410A****Explanation:**

PCIe hotplug controller flash update failure.

**Response:**

The FRU callouts are calculated at the time of the failure. See the error log for the actual replacement strategy.

---

**BC50410B****Explanation:**

PCIe hotplug controller flash update failure.

**Response:**

The FRU callouts are calculated at the time of the failure. See the error log for the actual replacement strategy.

---

**BC50410C****Explanation:**

A problem occurred during the IPL of the system:  
Internal Firmware Error.

**Response:**

The FRU callouts are calculated at the time of the failure. See the error log for the actual replacement strategy.

---

**BC50410D****Explanation:**

Unexpected IPL firmware data format error.

**Response:**

The FRU callouts are calculated at the time of the failure. See the error log for the actual replacement strategy.

---

**BC50430C****Explanation:**

A problem occurred during IPL of the system.

**Response:**

The FRU callouts are calculated at the time of the failure. See the error log for the actual replacement strategy.

---

**BC50430D****Explanation:**

A problem occurred during IPL of the system.

**Response:**

The FRU callouts are calculated at the time of the failure. See the error log for the actual replacement strategy.

---

**BC50430E****Explanation:**

A problem occurred during IPL of the system.

**Response:**

The FRU callouts are calculated at the time of the failure. See the error log for the actual replacement strategy.

---

**BC50430F****Explanation:**

A problem occurred during IPL of the system.

**Response:**

The FRU callouts are calculated at the time of the failure. See the error log for the actual replacement strategy.

---

**BC5043FB****Explanation:**

Informational log associated with DIMM updates.

**Response:**

The FRU callouts are calculated at the time of the failure. See the error log for the actual replacement strategy.

---

**BC5043FC****Explanation:**

Informational log associated with DIMM updates.

**Response:**

The FRU callouts are calculated at the time of the failure. See the error log for the actual replacement strategy.

---

**BC5043FD****Explanation:**

Informational log associated with DIMM updates.

**Response:**

The FRU callouts are calculated at the time of the failure. See the error log for the actual replacement strategy.

---

**BC5043FE****Explanation:**

Informational log associated with DIMM updates.

**Response:**

The FRU callouts are calculated at the time of the failure. See the error log for the actual replacement strategy.

---

**BC504601****Explanation:**

A problem occurred during the IPL of the system.

**Response:**

The FRU callouts are calculated at the time of the failure. See the error log for the actual replacement strategy.

---

**BC504705****Explanation:**

A problem occurred during the IPL of the system.

**Response:**

The FRU callouts are calculated at the time of the failure. See the error log for the actual replacement strategy.

---

**BC504708****Explanation:**

A problem occurred during the IPL of the system.

**Response:**

The FRU callouts are calculated at the time of the failure. See the error log for the actual replacement strategy.

---

**BC509001****Explanation:**



Firmware encountered an internal error while retrieving target data.

**Response:**

The FRU callouts are calculated at the time of the failure. See the error log for the actual replacement strategy.

---

**BC509002**

**Explanation:**

Firmware encountered an internal error while retrieving target data.

**Response:**

The FRU callouts are calculated at the time of the failure. See the error log for the actual replacement strategy.

---

**BC509003**

**Explanation:**

Firmware encountered an internal error while retrieving attribute data.

**Response:**

The FRU callouts are calculated at the time of the failure. See the error log for the actual replacement strategy.

---

**BC509004**

**Explanation:**

Firmware encountered an internal error while retrieving attribute data.

**Response:**

The FRU callouts are calculated at the time of the failure. See the error log for the actual replacement strategy.

---

**BC509005**

**Explanation:**

Firmware encountered an internal error.

**Response:**

The FRU callouts are calculated at the time of the failure. See the error log for the actual replacement strategy.

---

**BC509006**

**Explanation:**

Firmware encountered an internal error while retrieving target data.

**Response:**

The FRU callouts are calculated at the time of the failure. See the error log for the actual replacement strategy.

---

**BC50900A**

**Explanation:**

Firmware encountered an internal error.

**Response:**

The FRU callouts are calculated at the time of the failure. See the error log for the actual replacement strategy.

---

**BC50900B**

**Explanation:**

Firmware encountered an internal error.

**Response:**

The FRU callouts are calculated at the time of the failure. See the error log for the actual replacement strategy.

---

**BC50900D**

**Explanation:**

Firmware encountered an internal error.

**Response:**

The FRU callouts are calculated at the time of the failure. See the error log for the actual replacement strategy.

---

**BC50900E**

**Explanation:**

Firmware encountered an internal error.

**Response:**

The FRU callouts are calculated at the time of the failure. See the error log for the actual replacement strategy.

---

**BC50900F**

**Explanation:**

Firmware encountered an internal error.

**Response:**

The FRU callouts are calculated at the time of the failure. See the error log for the actual replacement strategy.

---

**BC509010**

**Explanation:**

Firmware encountered an internal error.

**Response:**

The FRU callouts are calculated at the time of the failure. See the error log for the actual replacement strategy.

---

**BC509011**

**Explanation:**

During processor/memory subsystem initialization, an error was encountered: Failed trying to add another entry to a mainstore area address range array.

**Response:**

The FRU callouts are calculated at the time of the failure. See the error log for the actual replacement strategy.

---

**BC509012****Explanation:**

During processor/memory subsystem initialization, an error was encountered: Attempted to add a RAM FRU for an invalid mainstore area.

**Response:**

The FRU callouts are calculated at the time of the failure. See the error log for the actual replacement strategy.

---

**BC509014****Explanation:**

Firmware encountered an internal error while retrieving target handle.

**Response:**

The FRU callouts are calculated at the time of the failure. See the error log for the actual replacement strategy.

---

**BC509015****Explanation:**

Firmware encountered an internal error.

**Response:**

The FRU callouts are calculated at the time of the failure. See the error log for the actual replacement strategy.

---

**BC509016****Explanation:**

Firmware encountered an internal error.

**Response:**

The FRU callouts are calculated at the time of the failure. See the error log for the actual replacement strategy.

---

**BC509017****Explanation:**

Firmware encountered an internal error.

**Response:**

The FRU callouts are calculated at the time of the failure. See the error log for the actual replacement strategy.

---

**BC509018****Explanation:**

Firmware encountered an internal error.

**Response:**

The FRU callouts are calculated at the time of the failure. See the error log for the actual replacement strategy.

---

**BC509019****Explanation:**

Firmware encountered an internal error.

**Response:**

The FRU callouts are calculated at the time of the failure. See the error log for the actual replacement strategy.

---

**BC50901A****Explanation:**

Firmware encountered an internal error.

**Response:**

The FRU callouts are calculated at the time of the failure. See the error log for the actual replacement strategy.

---

**BC50901B****Explanation:**

Firmware encountered an internal error.

**Response:**

The FRU callouts are calculated at the time of the failure. See the error log for the actual replacement strategy.

---

**BC50901C****Explanation:**

Firmware encountered an internal error.

**Response:**

The FRU callouts are calculated at the time of the failure. See the error log for the actual replacement strategy.

---

**BC50901E****Explanation:**

Firmware encountered an internal error while getting obus brick ID.

**Response:**

The FRU callouts are calculated at the time of the failure. See the error log for the actual replacement strategy.

---

**BC50901F****Explanation:**

Firmware encountered an internal error while getting obus frequency bucket.

**Response:**

The FRU callouts are calculated at the time of the failure. See the error log for the actual replacement strategy.

---

**BC509020****Explanation:**

Firmware encountered an internal error while finding proc model and ec.

**Response:**

The FRU callouts are calculated at the time of the failure. See the error log for the actual replacement strategy.

---

**BC509021****Explanation:**

Firmware encountered an internal error while retrieving obus pll frequency values.

**Response:**

The FRU callouts are calculated at the time of the failure. See the error log for the actual replacement strategy.

---

**BC50E504****Explanation:**

During processor/memory subsystem initialization, an error was encountered: CEC hardware failure detected.

**Response:**

The FRU callouts are calculated at the time of the failure. See the error log for the actual replacement strategy.

---

**BC50E540****Explanation:**

During processor/memory subsystem initialization, an error was encountered: CEC hardware failure detected. Cause is most likely hardware, but there are other callouts including Software or Next Level Support.

**Response:**

The FRU callouts are calculated at the time of the failure. See the error log for the actual replacement strategy.

---

**BC50E550****Explanation:**

During processor/memory subsystem initialization, an error was encountered: CEC hardware failure detected. Cause is most likely Software, but there are also Hardware callouts.

**Response:**

The FRU callouts are calculated at the time of the failure. See the error log for the actual replacement strategy.

---

**BC50E560****Explanation:**

During processor/memory subsystem initialization, an error was encountered: CEC hardware failure detected. Cause is most likely Software.

**Response:**

The FRU callouts are calculated at the time of the failure. See the error log for the actual replacement strategy.

---

**BC50E570****Explanation:**

During processor/memory subsystem initialization, an error was encountered: An errorlog containing extra FFDC collected by the HWP.

**Response:**

The FRU callouts are calculated at the time of the failure. See the error log for the actual replacement strategy.

---

**BC50E580****Explanation:**

Chip diagnosis did not find any chip with an attention.

**Response:**

The FRU callouts are calculated at the time of the failure. See the error log for the actual replacement strategy.

---

**BC50E582****Explanation:**

During processor/memory subsystem initialization, an error was encountered: Invalid configuration in CS FIR Data handling.

**Response:**

The FRU callouts are calculated at the time of the failure. See the error log for the actual replacement strategy.

---

**BC50E583****Explanation:**

During processor/memory subsystem initialization, an error was encountered: NULL system target.

**Response:**

The FRU callouts are calculated at the time of the failure. See the error log for the actual replacement strategy.

---

**BC550102****Explanation:**

During processor/memory subsystem initialization, an error was encountered.

**Response:**

The FRU callouts are calculated at the time of the failure. Examine the error log for the actual replacement strategy.

---

**BC550103****Explanation:**

During processor/memory subsystem initialization, an error was encountered.

**Response:**

The FRU callouts are calculated at the time of the failure. Examine the error log for the actual replacement strategy.

---

**BC550104****Explanation:**

During processor/memory subsystem initialization, an error was encountered.

**Response:**

The FRU callouts are calculated at the time of the failure. Examine the error log for the actual replacement strategy.

---

**BC550105**

**Explanation:**

During processor/memory subsystem initialization, an error was encountered.

**Response:**

The FRU callouts are calculated at the time of the failure. Examine the error log for the actual replacement strategy.

---

**BC550107**

**Explanation:**

During processor/memory subsystem initialization, an error was encountered.

**Response:**

The FRU callouts are calculated at the time of the failure. Examine the error log for the actual replacement strategy.

---

**BC550202**

**Explanation:**

During processor/memory subsystem initialization, an error was encountered.

**Response:**

The FRU callouts are calculated at the time of the failure. Examine the error log for the actual replacement strategy.

---

**BC550203**

**Explanation:**

During processor/memory subsystem initialization, an error was encountered.

**Response:**

The FRU callouts are calculated at the time of the failure. Examine the error log for the actual replacement strategy.

---

**BC550204**

**Explanation:**

During processor/memory subsystem initialization, an error was encountered.

**Response:**

The FRU callouts are calculated at the time of the failure. Examine the error log for the actual replacement strategy.

---

**BC550301**

**Explanation:**

During processor/memory subsystem initialization, an error was encountered.

**Response:**

The FRU callouts are calculated at the time of the failure. Examine the error log for the actual replacement strategy.

---

**BC550302**

**Explanation:**

During processor/memory subsystem initialization, an error was encountered.

**Response:**

The FRU callouts are calculated at the time of the failure. Examine the error log for the actual replacement strategy.

---

**BC550303**

**Explanation:**

During processor/memory subsystem initialization, an error was encountered.

**Response:**

The FRU callouts are calculated at the time of the failure. Examine the error log for the actual replacement strategy.

---

**BC550305**

**Explanation:**

During processor/memory subsystem initialization, an error was encountered.

**Response:**

The FRU callouts are calculated at the time of the failure. Examine the error log for the actual replacement strategy.

---

**BC550306**

**Explanation:**

During processor/memory subsystem initialization, an error was encountered.

**Response:**

The FRU callouts are calculated at the time of the failure. Examine the error log for the actual replacement strategy.

---

**BC550307**

**Explanation:**

During processor/memory subsystem initialization, an error was encountered.

**Response:**

The FRU callouts are calculated at the time of the failure. Examine the error log for the actual replacement strategy.

---

**BC550308**

**Explanation:**

During processor/memory subsystem initialization, an error was encountered.

**Response:**

The FRU callouts are calculated at the time of the failure. Examine the error log for the actual replacement strategy.

---

**BC550309**

**Explanation:**

During processor/memory subsystem initialization, an error was encountered: Scm Translate not supported for this type.

**Response:**

The FRU callouts are calculated at the time of the failure. See the error log for the actual replacement strategy.

---

**BC55030A**

**Explanation:**

During processor/memory subsystem initialization, an error was encountered: Scm Translation did not modify the address.

**Response:**

The FRU callouts are calculated at the time of the failure. See the error log for the actual replacement strategy.

---

**BC55030C**

**Explanation:**

Firmware error during system IPL.

**Response:**

The FRU callouts are calculated at the time of the failure. See the error log for the actual replacement strategy.

---

**BC55030D**

**Explanation:**

Firmware error during system IPL.

**Response:**

The FRU callouts are calculated at the time of the failure. See the error log for the actual replacement strategy.

---

**BC55030E**

**Explanation:**

A problem occurred during the IPL of the system.

**Response:**

The FRU callouts are calculated at the time of the failure. See the error log for the actual replacement strategy.

---

**BC55030F**

**Explanation:**

During processor/memory subsystem initialization, an error was encountered: Bits 0:11 in user supplied data is not zero.

**Response:**

The FRU callouts are calculated at the time of the failure. See the error log for the actual replacement strategy.

---

**BC550310**

**Explanation:**

During processor/memory subsystem initialization, an error was encountered: No read op on form 1 indirect scom.

**Response:**

The FRU callouts are calculated at the time of the failure. See the error log for the actual replacement strategy.

---

**BC550311**

**Explanation:**

During processor/memory subsystem initialization, an error was encountered: Hypervisor wakeup failed.

**Response:**

The FRU callouts are calculated at the time of the failure. See the error log for the actual replacement strategy.

---

**BC550312**

**Explanation:**

During processor/memory subsystem initialization, an error was encountered: Wakeup runtime interface not linked.

**Response:**

The FRU callouts are calculated at the time of the failure. See the error log for the actual replacement strategy.

---

**BC550313**

**Explanation:**

During processor/memory subsystem initialization, an error was encountered: Disabling special wakeup when not enabled.

**Response:**

The FRU callouts are calculated at the time of the failure. See the error log for the actual replacement strategy.

---

**BC550314**

**Explanation:**

During processor/memory subsystem initialization, an error was encountered: Scm Translate not supported for this type.

**Response:**

The FRU callouts are calculated at the time of the failure. See the error log for the actual replacement strategy.

---

**BC550315****Explanation:**

During processor/memory subsystem initialization, an error was encountered: Error from Hypervisor attempting SCOM.

**Response:**

The FRU callouts are calculated at the time of the failure. See the error log for the actual replacement strategy.

---

**BC550316****Explanation:**

During processor/memory subsystem initialization, an error was encountered: Buffer size is less than allowed or NULL data buffer.

**Response:**

The FRU callouts are calculated at the time of the failure. See the error log for the actual replacement strategy.

---

**BC550317****Explanation:**

During processor/memory subsystem initialization, an error was encountered: Scom invalid operation type.

**Response:**

The FRU callouts are calculated at the time of the failure. See the error log for the actual replacement strategy.

---

**BC550318****Explanation:**

Secure Boot failure.

**Response:**

The FRU callouts are calculated at the time of the failure. See the error log for the actual replacement strategy.

---

**BC550319****Explanation:**

Secure Boot failure.

**Response:**

The FRU callouts are calculated at the time of the failure. See the error log for the actual replacement strategy.

---

**BC55031A****Explanation:**

Secure Boot failure.

**Response:**

The FRU callouts are calculated at the time of the failure. See the error log for the actual replacement strategy.

---

**BC55031B****Explanation:**

Secure Boot failure.

**Response:**

The FRU callouts are calculated at the time of the failure. See the error log for the actual replacement strategy.

---

**BC55031C****Explanation:**

Secure Boot failure.

**Response:**

The FRU callouts are calculated at the time of the failure. See the error log for the actual replacement strategy.

---

**BC55031D****Explanation:**

During processor/memory subsystem initialization, an error was encountered: Invalid mode parm for wakeup operation.

**Response:**

The FRU callouts are calculated at the time of the failure. See the error log for the actual replacement strategy.

---

**BC55031E****Explanation:**

During processor/memory subsystem initialization, an error was encountered: Unexpectedly forcing wakeup off when the counter is non-zero, implies a bug in the code flow.

**Response:**

The FRU callouts are calculated at the time of the failure. See the error log for the actual replacement strategy.

---

**BC55031F****Explanation:**

During processor/memory subsystem initialization, an error was encountered: Unsupported multicast op.

**Response:**

The FRU callouts are calculated at the time of the failure. See the error log for the actual replacement strategy.

---

**BC550401****Explanation:**

During processor/memory subsystem initialization, an error was encountered.

**Response:**

The FRU callouts are calculated at the time of the failure. Examine the error log for the actual replacement strategy.

---

**BC550402****Explanation:**

During processor/memory subsystem initialization, an error was encountered.

**Response:**

The FRU callouts are calculated at the time of the failure. Examine the error log for the actual replacement strategy.

---

**BC550403****Explanation:**

During processor/memory subsystem initialization, an error was encountered.

**Response:**

The FRU callouts are calculated at the time of the failure. Examine the error log for the actual replacement strategy.

---

**BC550404****Explanation:**

During processor/memory subsystem initialization, an error was encountered.

**Response:**

The FRU callouts are calculated at the time of the failure. Examine the error log for the actual replacement strategy.

---

**BC550405****Explanation:**

A problem occurred during the IPL of the system.

**Response:**

The FRU callouts are calculated at the time of the failure. Examine the error log for the actual replacement strategy.

---

**BC550406****Explanation:**

During processor/memory subsystem initialization, an error was encountered.

**Response:**

The FRU callouts are calculated at the time of the failure. Examine the error log for the actual replacement strategy.

---

**BC550407****Explanation:**

During processor/memory subsystem initialization, an error was encountered.

**Response:**

The FRU callouts are calculated at the time of the failure. Examine the error log for the actual replacement strategy.

---

**BC550501****Explanation:**

During processor/memory subsystem initialization, an error was encountered.

**Response:**

The FRU callouts are calculated at the time of the failure. Examine the error log for the actual replacement strategy.

---

**BC550502****Explanation:**

During processor/memory subsystem initialization, an error was encountered.

**Response:**

The FRU callouts are calculated at the time of the failure. Examine the error log for the actual replacement strategy.

---

**BC550503****Explanation:**

During processor/memory subsystem initialization, an error was encountered.

**Response:**

The FRU callouts are calculated at the time of the failure. Examine the error log for the actual replacement strategy.

---

**BC550504****Explanation:**

During processor/memory subsystem initialization, an error was encountered: Could not FLUSH virtual memory.

**Response:**

The FRU callouts are calculated at the time of the failure. See the error log for the actual replacement strategy.

---

**BC550505****Explanation:**

During processor/memory subsystem initialization, an error was encountered.

**Response:**

The FRU callouts are calculated at the time of the failure. Examine the error log for the actual replacement strategy.

---

**BC550506****Explanation:**

During processor/memory subsystem initialization, an error was encountered.

**Response:**

The FRU callouts are calculated at the time of the failure. Examine the error log for the actual replacement strategy.

---

**BC550507****Explanation:**

During processor/memory subsystem initialization, an error was encountered.

**Response:**

The FRU callouts are calculated at the time of the failure. Examine the error log for the actual replacement strategy.

---

**BC550508****Explanation:**

During processor/memory subsystem initialization, an error was encountered.

**Response:**

The FRU callouts are calculated at the time of the failure. Examine the error log for the actual replacement strategy.

---

**BC550509****Explanation:**

During processor/memory subsystem initialization, an error was encountered.

**Response:**

The FRU callouts are calculated at the time of the failure. Examine the error log for the actual replacement strategy.

---

**BC55050A****Explanation:**

A problem occurred during the IPL of the system.

**Response:**

The FRU callouts are calculated at the time of the failure. Examine the error log for the actual replacement strategy.

---

**BC55050B****Explanation:**

During processor/memory subsystem initialization, an error was encountered.

**Response:**

The FRU callouts are calculated at the time of the failure. Examine the error log for the actual replacement strategy.

---

**BC55050C****Explanation:**

A problem occurred during the IPL of the system.

**Response:**

The FRU callouts are calculated at the time of the failure. Examine the error log for the actual replacement strategy.

---

**BC55050D****Explanation:**

During processor/memory subsystem initialization, an error was encountered: Istep messaged received by non-master node.

**Response:**

The FRU callouts are calculated at the time of the failure. See the error log for the actual replacement strategy.

---

**BC55050F****Explanation:**

A reconfigure loop is being induced for testing purposes.

**Response:**

The FRU callouts are calculated at the time of the failure. See the error log for the actual replacement strategy.

---

**BC550510****Explanation:**

During processor/memory subsystem initialization, an error was encountered: Received shutdown request due to deconfigure outside of reconfig loop.

**Response:**

The FRU callouts are calculated at the time of the failure. See the error log for the actual replacement strategy.

---

**BC550511****Explanation:**

An internal firmware error occurred.

**Response:**

The FRU callouts are calculated at the time of the failure. See the error log for the actual replacement strategy.

---

**BC550512****Explanation:**

Node is no longer accepting istep requests.

**Response:**

The FRU callouts are calculated at the time of the failure. See the error log for the actual replacement strategy.

---

**BC550516****Explanation:**

Firmware error during boot.

**Response:**

The FRU callouts are calculated at the time of the failure. See the error log for the actual replacement strategy.

---

**BC550601**



**Explanation:**

A problem occurred during the IPL of the system.

**Response:**

The FRU callouts are calculated at the time of the failure. Examine the error log for the actual replacement strategy.

---

**BC550602****Explanation:**

A problem occurred during the IPL of the system.

**Response:**

The FRU callouts are calculated at the time of the failure. Examine the error log for the actual replacement strategy.

---

**BC550603****Explanation:**

A problem occurred during the IPL of the system.

**Response:**

The FRU callouts are calculated at the time of the failure. Examine the error log for the actual replacement strategy.

---

**BC550604****Explanation:**

A problem occurred during the IPL of the system.

**Response:**

The FRU callouts are calculated at the time of the failure. Examine the error log for the actual replacement strategy.

---

**BC550605****Explanation:**

A problem occurred during the IPL of the system.

**Response:**

The FRU callouts are calculated at the time of the failure. Examine the error log for the actual replacement strategy.

---

**BC550606****Explanation:**

A problem occurred during the IPL of the system.

**Response:**

The FRU callouts are calculated at the time of the failure. Examine the error log for the actual replacement strategy.

---

**BC550607****Explanation:**

A problem occurred during the IPL of the system.

**Response:**

The FRU callouts are calculated at the time of the failure. Examine the error log for the actual replacement strategy.

---

**BC550608****Explanation:**

A problem occurred during the IPL of the system.

**Response:**

The FRU callouts are calculated at the time of the failure. Examine the error log for the actual replacement strategy.

---

**BC550609****Explanation:**

A problem occurred during the IPL of the system.

**Response:**

The FRU callouts are calculated at the time of the failure. Examine the error log for the actual replacement strategy.

---

**BC55060B****Explanation:**

A problem occurred during the IPL of the system.

**Response:**

The FRU callouts are calculated at the time of the failure. Examine the error log for the actual replacement strategy.

---

**BC55060C****Explanation:**

During processor/memory subsystem initialization, an error was encountered: Fail verifying Flash File System(FFS) Header on Master Candidate Processor NOR flash Table of Contents 0 (TOC).

**Response:**

The FRU callouts are calculated at the time of the failure. See the error log for the actual replacement strategy.

---

**BC550610****Explanation:**

A problem occurred during the IPL of the system.

**Response:**

The FRU callouts are calculated at the time of the failure. Examine the error log for the actual replacement strategy.

---

**BC550612****Explanation:**

Hardware error accessing flash during IPL.

**Response:**

The FRU callouts are calculated at the time of the failure. See the error log for the actual replacement strategy.

---

**BC550614****Explanation:**

Firmware error accessing flash during IPL.

---

**Response:**

The FRU callouts are calculated at the time of the failure. See the error log for the actual replacement strategy.

---

**BC550615****Explanation:**

Hardware error accessing flash during IPL.

**Response:**

The FRU callouts are calculated at the time of the failure. See the error log for the actual replacement strategy.

---

**BC550616****Explanation:**

Error accessing system firmware flash.

**Response:**

The FRU callouts are calculated at the time of the failure. See the error log for the actual replacement strategy.

---

**BC550617****Explanation:**

Error accessing system firmware flash.

**Response:**

The FRU callouts are calculated at the time of the failure. See the error log for the actual replacement strategy.

---

**BC550619****Explanation:**

A problem occurred while reading Processor NOR flash partition table.

**Response:**

The FRU callouts are calculated at the time of the failure. See the error log for the actual replacement strategy.

---

**BC55061B****Explanation:**

During processor/memory subsystem initialization, an error was encountered: invalid section passed to getSectionInfo or section prohibited by secureboot.

**Response:**

The FRU callouts are calculated at the time of the failure. See the error log for the actual replacement strategy.

---

**BC55061C****Explanation:**

During processor/memory subsystem initialization, an error was encountered: UNCORRECTABLE ECC.

**Response:**

The FRU callouts are calculated at the time of the failure. See the error log for the actual replacement strategy.

---

**BC55061D****Explanation:**

During processor/memory subsystem initialization, an error was encountered: section size is zero.

**Response:**

The FRU callouts are calculated at the time of the failure. See the error log for the actual replacement strategy.

---

**BC55061E****Explanation:**

Failed to remove pages.

**Response:**

The FRU callouts are calculated at the time of the failure. See the error log for the actual replacement strategy.

---

**BC55061F****Explanation:**

Error accessing system firmware flash.

**Response:**

The FRU callouts are calculated at the time of the failure. See the error log for the actual replacement strategy.

---

**BC550620****Explanation:**

Error accessing system firmware flash.

**Response:**

The FRU callouts are calculated at the time of the failure. See the error log for the actual replacement strategy.

---

**BC550621****Explanation:**

During processor/memory subsystem initialization, an error was encountered: Non ECC protected section is passed to fixECC.

**Response:**

The FRU callouts are calculated at the time of the failure. See the error log for the actual replacement strategy.

---

**BC550622****Explanation:**

A problem occurred while reading Processor NOR flash partition table.

**Response:**

The FRU callouts are calculated at the time of the failure. See the error log for the actual replacement strategy.

---

**BC550623****Explanation:**

A problem occurred while reading Processor NOR flash partition table.

**Response:**

The FRU callouts are calculated at the time of the failure. See the error log for the actual replacement strategy.

---

**BC550627****Explanation:**

A problem occurred while accessing the boot flash.

**Response:**

The FRU callouts are calculated at the time of the failure. See the error log for the actual replacement strategy.

---

**BC550629****Explanation:**

No valid Table of Contents TOC found for Processor NOR flash.

**Response:**

The FRU callouts are calculated at the time of the failure. See the error log for the actual replacement strategy.

---

**BC55062A****Explanation:**

Error accessing system firmware flash.

**Response:**

The FRU callouts are calculated at the time of the failure. See the error log for the actual replacement strategy.

---

**BC55062B****Explanation:**

A problem occurred while reading Processor NOR flash partition table.

**Response:**

The FRU callouts are calculated at the time of the failure. See the error log for the actual replacement strategy.

---

**BC55062C****Explanation:**

A problem occurred while reading Processor NOR flash partition table.

**Response:**

The FRU callouts are calculated at the time of the failure. See the error log for the actual replacement strategy.

---

**BC55062D****Explanation:**

A problem occurred while reading Processor NOR flash partition table.

**Response:**

The FRU callouts are calculated at the time of the failure. See the error log for the actual replacement strategy.

---

**BC55062F****Explanation:**

Firmware level mismatch.

**Response:**

The FRU callouts are calculated at the time of the failure. See the error log for the actual replacement strategy.

---

**BC550630****Explanation:**

Secureboot key transition failure.

**Response:**

The FRU callouts are calculated at the time of the failure. See the error log for the actual replacement strategy.

---

**BC550631****Explanation:**

Firmware Error.

**Response:**

The FRU callouts are calculated at the time of the failure. See the error log for the actual replacement strategy.

---

**BC550632****Explanation:**

BMC not responding while accessing the flash.

**Response:**

The FRU callouts are calculated at the time of the failure. See the error log for the actual replacement strategy.

---

**BC550633****Explanation:**

BMC not responding while accessing the flash.

**Response:**

The FRU callouts are calculated at the time of the failure. See the error log for the actual replacement strategy.

---

**BC550634****Explanation:**

Security failure: unable to securely load requested firmware.

**Response:**

The FRU callouts are calculated at the time of the failure. See the error log for the actual replacement strategy.

---

**BC550635****Explanation:**

A problem occurred within the security subsystem.

**Response:**

The FRU callouts are calculated at the time of the failure. See the error log for the actual replacement strategy.

---

**BC550636****Explanation:**

A problem occurred within the security subsystem.

**Response:**

The FRU callouts are calculated at the time of the failure. See the error log for the actual replacement strategy.

---

**BC550637****Explanation:**

A problem occurred within the security subsystem.

**Response:**

The FRU callouts are calculated at the time of the failure. See the error log for the actual replacement strategy.

---

**BC550638****Explanation:**

Failure in security subsystem.

**Response:**

The FRU callouts are calculated at the time of the failure. See the error log for the actual replacement strategy.

---

**BC550639****Explanation:**

Platform Security Error.

**Response:**

The FRU callouts are calculated at the time of the failure. See the error log for the actual replacement strategy.

---

**BC55063A****Explanation:**

Failure in security subsystem.

**Response:**

The FRU callouts are calculated at the time of the failure. See the error log for the actual replacement strategy.

---

**BC55063B****Explanation:**

Failure in security subsystem.

**Response:**

The FRU callouts are calculated at the time of the failure. See the error log for the actual replacement strategy.

---

**BC55063C****Explanation:**

Failure in security subsystem.

**Response:**

The FRU callouts are calculated at the time of the failure. See the error log for the actual replacement strategy.

---

**BC55063D****Explanation:**

A problem occurred while reading Processor NOR flash partition table.

**Response:**

The FRU callouts are calculated at the time of the failure. See the error log for the actual replacement strategy.

---

**BC550702****Explanation:**

During processor/memory subsystem initialization, an error was encountered.

**Response:**

The FRU callouts are calculated at the time of the failure. Examine the error log for the actual replacement strategy.

---

**BC550703****Explanation:**

During processor/memory subsystem initialization, an error was encountered.

**Response:**

The FRU callouts are calculated at the time of the failure. Examine the error log for the actual replacement strategy.

---

**BC550705****Explanation:**

During processor/memory subsystem initialization, an error was encountered.

**Response:**

The FRU callouts are calculated at the time of the failure. Examine the error log for the actual replacement strategy.

---

**BC550706****Explanation:**

During processor/memory subsystem initialization, an error was encountered.

**Response:**

The FRU callouts are calculated at the time of the failure. Examine the error log for the actual replacement strategy.

---

**BC550707****Explanation:**

During processor/memory subsystem initialization, an error was encountered.

**Response:**

The FRU callouts are calculated at the time of the failure. Examine the error log for the actual replacement strategy.

---

**BC55070A****Explanation:**

During processor/memory subsystem initialization, an error was encountered.

**Response:**

The FRU callouts are calculated at the time of the failure. Examine the error log for the actual replacement strategy.

---

**BC55070B****Explanation:**

During processor/memory subsystem initialization, an error was encountered.

**Response:**

The FRU callouts are calculated at the time of the failure. Examine the error log for the actual replacement strategy.

---

**BC55070C****Explanation:**

A problem occurred during the IPL of the system: A Bus Arbitration Lost error was found in the I2C status register.

**Response:**

The FRU callouts are calculated at the time of the failure. See the error log for the actual replacement strategy.

---

**BC55070D****Explanation:**

During processor/memory subsystem initialization, an error was encountered: I2C read/write interface not linked.

**Response:**

The FRU callouts are calculated at the time of the failure. See the error log for the actual replacement strategy.

---

**BC55070E****Explanation:**

During processor/memory subsystem initialization, an error was encountered: I2C access error.

**Response:**

The FRU callouts are calculated at the time of the failure. See the error log for the actual replacement strategy.

---

**BC55070F****Explanation:**

During processor/memory subsystem initialization, an error was encountered: I2C offset length is invalid.

**Response:**

The FRU callouts are calculated at the time of the failure. See the error log for the actual replacement strategy.

---

**BC550710****Explanation:**

During processor/memory subsystem initialization, an error was encountered: There was an error retrieving the EEPROM page mutex for this i2c master engine.

**Response:**

The FRU callouts are calculated at the time of the failure. See the error log for the actual replacement strategy.

---

**BC550711****Explanation:**

During processor/memory subsystem initialization, an error was encountered: Invalid page requested.

**Response:**

The FRU callouts are calculated at the time of the failure. See the error log for the actual replacement strategy.

---

**BC550712****Explanation:**

During processor/memory subsystem initialization, an error was encountered: I2C master encountered an error while trying to unlock the eepromPage.

**Response:**

The FRU callouts are calculated at the time of the failure. See the error log for the actual replacement strategy.

---

**BC550713****Explanation:**

A problem occurred during the IPL of the system.

**Response:**

The FRU callouts are calculated at the time of the failure. See the error log for the actual replacement strategy.

---

**BC550714****Explanation:**

Unexpected boot firmware error.

**Response:**

The FRU callouts are calculated at the time of the failure. See the error log for the actual replacement strategy.

---

**BC550715****Explanation:**

Unexpected boot firmware error.

**Response:**

The FRU callouts are calculated at the time of the failure. See the error log for the actual replacement strategy.

---

**BC550716****Explanation:**

Firmware error during boot.

**Response:**

The FRU callouts are calculated at the time of the failure. See the error log for the actual replacement strategy.

---

**BC550717****Explanation:**

Firmware error during boot.

**Response:**

The FRU callouts are calculated at the time of the failure. See the error log for the actual replacement strategy.

---

**BC550718****Explanation:**

Unexpected firmware error.

**Response:**

The FRU callouts are calculated at the time of the failure. See the error log for the actual replacement strategy.

---

**BC550719****Explanation:**

Unexpected firmware error.

**Response:**

The FRU callouts are calculated at the time of the failure. See the error log for the actual replacement strategy.

---

**BC55071A****Explanation:**

Unexpected firmware error.

**Response:**

The FRU callouts are calculated at the time of the failure. See the error log for the actual replacement strategy.

---

**BC55071B****Explanation:**

Unexpected firmware error.

**Response:**

The FRU callouts are calculated at the time of the failure. See the error log for the actual replacement strategy.

---

**BC55071C****Explanation:**

Unexpected firmware error.

**Response:**

The FRU callouts are calculated at the time of the failure. See the error log for the actual replacement strategy.

---

**BC55071D****Explanation:**

Unexpected firmware error.

**Response:**

The FRU callouts are calculated at the time of the failure. See the error log for the actual replacement strategy.

---

**BC550801****Explanation:**

During processor/memory subsystem initialization, an error was encountered.

**Response:**

The FRU callouts are calculated at the time of the failure. Examine the error log for the actual replacement strategy.

---

**BC550803****Explanation:**

During processor/memory subsystem initialization, an error was encountered.

**Response:**

The FRU callouts are calculated at the time of the failure. Examine the error log for the actual replacement strategy.

---

**BC550804****Explanation:**

During processor/memory subsystem initialization, an error was encountered.

**Response:**

The FRU callouts are calculated at the time of the failure. Examine the error log for the actual replacement strategy.

---

**BC550805****Explanation:**

During processor/memory subsystem initialization, an error was encountered.

**Response:**

The FRU callouts are calculated at the time of the failure. Examine the error log for the actual replacement strategy.

---

**BC550806****Explanation:**

During processor/memory subsystem initialization, an error was encountered.

**Response:**

The FRU callouts are calculated at the time of the failure. Examine the error log for the actual replacement strategy.

---

**BC550807****Explanation:**

During processor/memory subsystem initialization, an error was encountered.

**Response:**

The FRU callouts are calculated at the time of the failure. Examine the error log for the actual replacement strategy.

---

**BC550808****Explanation:**

Corrupted flash image or firmware error during system boot.

**Response:**

The FRU callouts are calculated at the time of the failure. See the error log for the actual replacement strategy.

---

**BC550901****Explanation:**

During processor/memory subsystem initialization, an error was encountered.

**Response:**

The FRU callouts are calculated at the time of the failure. Examine the error log for the actual replacement strategy.

---

**BC550902****Explanation:**

During processor/memory subsystem initialization, an error was encountered.

**Response:**

The FRU callouts are calculated at the time of the failure. Examine the error log for the actual replacement strategy.

---

**BC550907****Explanation:**

Internal firmware error.

**Response:**

The FRU callouts are calculated at the time of the failure. See the error log for the actual replacement strategy.

---

**BC550908****Explanation:**

Firmware Error.

**Response:**

The FRU callouts are calculated at the time of the failure. See the error log for the actual replacement strategy.

---

**BC550909****Explanation:**

Firmware Error.

**Response:**

The FRU callouts are calculated at the time of the failure. See the error log for the actual replacement strategy.

---

**BC55090A****Explanation:**

Firmware Error.

**Response:**

The FRU callouts are calculated at the time of the failure. See the error log for the actual replacement strategy.

---

**BC55090D****Explanation:**

Firmware error during IPL.

**Response:**

The FRU callouts are calculated at the time of the failure. See the error log for the actual replacement strategy.

---

**BC55090E****Explanation:**

Firmware error during IPL.

**Response:**

The FRU callouts are calculated at the time of the failure. See the error log for the actual replacement strategy.

---

**BC55090F****Explanation:**

Error initializing processor/memory subsystem during boot. See FRU list for repair actions.

**Response:**

The FRU callouts are calculated at the time of the failure. Examine the error log for the actual replacement strategy.

---

**BC550910****Explanation:**

A problem occurred during the IPL of the system.

**Response:**

The FRU callouts are calculated at the time of the failure. Examine the error log for the actual replacement strategy.

---

**BC550911**

**Explanation:**

A problem occurred during the IPL of the system.

**Response:**

The FRU callouts are calculated at the time of the failure. Examine the error log for the actual replacement strategy.

---

**BC550912**

**Explanation:**

A problem occurred during the IPL of the system.

**Response:**

The FRU callouts are calculated at the time of the failure. Examine the error log for the actual replacement strategy.

---

**BC550913**

**Explanation:**

During processor/memory subsystem initialization, an error was encountered.

**Response:**

The FRU callouts are calculated at the time of the failure. Examine the error log for the actual replacement strategy.

---

**BC550914**

**Explanation:**

During processor/memory subsystem initialization, an error was encountered.

**Response:**

The FRU callouts are calculated at the time of the failure. Examine the error log for the actual replacement strategy.

---

**BC550915**

**Explanation:**

During processor/memory subsystem initialization, an error was encountered.

**Response:**

The FRU callouts are calculated at the time of the failure. Examine the error log for the actual replacement strategy.

---

**BC550916**

**Explanation:**

During processor/memory subsystem initialization, an error was encountered.

**Response:**

The FRU callouts are calculated at the time of the failure. Examine the error log for the actual replacement strategy.

---

**BC550917**

**Explanation:**

During processor/memory subsystem initialization, an error was encountered.

**Response:**

The FRU callouts are calculated at the time of the failure. Examine the error log for the actual replacement strategy.

---

**BC55091B**

**Explanation:**

A problem occurred during the IPL of the system.

**Response:**

The FRU callouts are calculated at the time of the failure. Examine the error log for the actual replacement strategy.

---

**BC55091C**

**Explanation:**

During processor/memory subsystem initialization, an error was encountered.

**Response:**

The FRU callouts are calculated at the time of the failure. Examine the error log for the actual replacement strategy.

---

**BC55091D**

**Explanation:**

A problem occurred during the IPL of the system.

**Response:**

The FRU callouts are calculated at the time of the failure. Examine the error log for the actual replacement strategy.

---

**BC55091E**

**Explanation:**

During processor/memory subsystem initialization, an error was encountered.

**Response:**

The FRU callouts are calculated at the time of the failure. Examine the error log for the actual replacement strategy.

---

**BC55091F**

**Explanation:**

During processor/memory subsystem initialization, an error was encountered.

**Response:**

The FRU callouts are calculated at the time of the failure. Examine the error log for the actual replacement strategy.



---

**BC550920****Explanation:**

A problem occurred during the IPL of the system.

**Response:**

The FRU callouts are calculated at the time of the failure. Examine the error log for the actual replacement strategy.

---

**BC550921****Explanation:**

A problem occurred during the IPL of the system.

**Response:**

The FRU callouts are calculated at the time of the failure. Examine the error log for the actual replacement strategy.

---

**BC550922****Explanation:**

A problem occurred during the IPL of the system.

**Response:**

The FRU callouts are calculated at the time of the failure. Examine the error log for the actual replacement strategy.

---

**BC550923****Explanation:**

A problem occurred during the IPL of the system.

**Response:**

The FRU callouts are calculated at the time of the failure. Examine the error log for the actual replacement strategy.

---

**BC550924****Explanation:**

A problem occurred during the IPL of the system.

**Response:**

The FRU callouts are calculated at the time of the failure. Examine the error log for the actual replacement strategy.

---

**BC550925****Explanation:**

During processor/memory subsystem initialization, an error was encountered.

**Response:**

The FRU callouts are calculated at the time of the failure. Examine the error log for the actual replacement strategy.

---

**BC550926****Explanation:**

During processor/memory subsystem initialization, an error was encountered.

**Response:**

The FRU callouts are calculated at the time of the failure. Examine the error log for the actual replacement strategy.

---

**BC550927****Explanation:**

During processor/memory subsystem initialization, an error was encountered.

**Response:**

The FRU callouts are calculated at the time of the failure. Examine the error log for the actual replacement strategy.

---

**BC550928****Explanation:**

During processor/memory subsystem initialization, an error was encountered.

**Response:**

The FRU callouts are calculated at the time of the failure. Examine the error log for the actual replacement strategy.

---

**BC550929****Explanation:**

A problem occurred during the IPL of the system.

**Response:**

The FRU callouts are calculated at the time of the failure. Examine the error log for the actual replacement strategy.

---

**BC55092A****Explanation:**

During processor/memory subsystem initialization, an error was encountered.

**Response:**

The FRU callouts are calculated at the time of the failure. Examine the error log for the actual replacement strategy.

---

**BC55092B****Explanation:**

During processor/memory subsystem initialization, an error was encountered.

**Response:**

The FRU callouts are calculated at the time of the failure. Examine the error log for the actual replacement strategy.

---

**BC55092C****Explanation:**

During processor/memory subsystem initialization, an error was encountered.

**Response:**

The FRU callouts are calculated at the time of the failure. Examine the error log for the actual replacement strategy.

---

**BC55092D****Explanation:**

During processor/memory subsystem initialization, an error was encountered.

**Response:**

The FRU callouts are calculated at the time of the failure. Examine the error log for the actual replacement strategy.

---

**BC55092E****Explanation:**

During processor/memory subsystem initialization, an error was encountered: Request given to load payload into mirrored memory, but no mirrored memory exists at that location.

**Response:**

The FRU callouts are calculated at the time of the failure. See the error log for the actual replacement strategy.

---

**BC550930****Explanation:**

Read/write requested while in DISABLE\_DRAM\_REPAIRS mode found extra bad bits set for DIMM.

**Response:**

The FRU callouts are calculated at the time of the failure. See the error log for the actual replacement strategy.

---

**BC550931****Explanation:**

A problem occurred during the IPL of the system.

**Response:**

The FRU callouts are calculated at the time of the failure. See the error log for the actual replacement strategy.

---

**BC550932****Explanation:**

A problem occurred during the IPL of the system.

**Response:**

The FRU callouts are calculated at the time of the failure. See the error log for the actual replacement strategy.

---

**BC550933****Explanation:**

During processor/memory subsystem initialization, an error was encountered: Failed due to wrong DIMM type.

**Response:**

The FRU callouts are calculated at the time of the failure. See the error log for the actual replacement strategy.

---

**BC550934****Explanation:**

During processor/memory subsystem initialization, an error was encountered: Either nominal, max turbo or min power save frequency for the processor HUID (userdata1) is zero.

**Response:**

The FRU callouts are calculated at the time of the failure. See the error log for the actual replacement strategy.

---

**BC550935****Explanation:**

During processor/memory subsystem initialization, an error was encountered: Input buffer size is smaller than expected length.

**Response:**

The FRU callouts are calculated at the time of the failure. See the error log for the actual replacement strategy.

---

**BC550936****Explanation:**

During processor/memory subsystem initialization, an error was encountered: Nominal frequency(userdata1) does not match nominal frequency(userdata2) on other cores. Should be the same for all chips.

**Response:**

The FRU callouts are calculated at the time of the failure. See the error log for the actual replacement strategy.

---

**BC550937****Explanation:**

During processor/memory subsystem initialization, an error was encountered: Invalid bucket id found for the voltage data.

**Response:**

The FRU callouts are calculated at the time of the failure. See the error log for the actual replacement strategy.

---

**BC550938****Explanation:**

During processor/memory subsystem initialization, an error was encountered: Bucket id from PR keyword does not match bucket id in the voltage data.

**Response:**

The FRU callouts are calculated at the time of the failure. See the error log for the actual replacement strategy.

---

**BC550939****Explanation:**

During processor/memory subsystem initialization, an error was encountered: Unsupported #V keyword data version found.

**Response:**

The FRU callouts are calculated at the time of the failure. See the error log for the actual replacement strategy.

---

**BC55093B****Explanation:**

During processor/memory subsystem initialization, an error was encountered: When Workload Optimized Frequency (WOF) is enabled, ultra turbo freq should not be 0.

**Response:**

The FRU callouts are calculated at the time of the failure. See the error log for the actual replacement strategy.

---

**BC55093C****Explanation:**

During processor/memory subsystem initialization, an error was encountered: When Workload Optimized Frequency (WOF) is enabled, the WOF Freq Uplift index should be 1,2,3, or 4.

**Response:**

The FRU callouts are calculated at the time of the failure. See the error log for the actual replacement strategy.

---

**BC55093D****Explanation:**

A problem occurred during the IPL of the system.

**Response:**

The FRU callouts are calculated at the time of the failure. See the error log for the actual replacement strategy.

---

**BC55093E****Explanation:**

Error uncompressing payload image from boot flash.

**Response:**

The FRU callouts are calculated at the time of the failure. See the error log for the actual replacement strategy.

---

**BC550A01****Explanation:**

A problem occurred during the IPL of the system.

**Response:**

The FRU callouts are calculated at the time of the failure. Examine the error log for the actual replacement strategy.

---

**BC550A03****Explanation:**

A problem occurred during the IPL of the system.

**Response:**

The FRU callouts are calculated at the time of the failure. Examine the error log for the actual replacement strategy.

---

**BC550A04****Explanation:**

A problem occurred during the IPL of the system.

**Response:**

The FRU callouts are calculated at the time of the failure. Examine the error log for the actual replacement strategy.

---

**BC550A06****Explanation:**

A problem occurred during the IPL of the system.

**Response:**

The FRU callouts are calculated at the time of the failure. Examine the error log for the actual replacement strategy.

---

**BC550A08****Explanation:**

A problem occurred during the IPL of the system.

**Response:**

The FRU callouts are calculated at the time of the failure. Examine the error log for the actual replacement strategy.

---

**BC550A09****Explanation:**

A problem occurred during the IPL of the system.

**Response:**

The FRU callouts are calculated at the time of the failure. Examine the error log for the actual replacement strategy.

---

**BC550A0A****Explanation:**

A problem occurred during the IPL of the system.

**Response:**

The FRU callouts are calculated at the time of the failure. Examine the error log for the actual replacement strategy.

---

**BC550A0B****Explanation:**

A problem occurred during the IPL of the system.

**Response:**

The FRU callouts are calculated at the time of the failure. Examine the error log for the actual replacement strategy.

---

**BC550A0C**

**Explanation:**

A problem occurred during the IPL of the system.

**Response:**

The FRU callouts are calculated at the time of the failure. Examine the error log for the actual replacement strategy.

---

**BC550A0D**

**Explanation:**

A problem occurred during the IPL of the system.

**Response:**

The FRU callouts are calculated at the time of the failure. Examine the error log for the actual replacement strategy.

---

**BC550A0E**

**Explanation:**

A problem occurred during the IPL of the system.

**Response:**

The FRU callouts are calculated at the time of the failure. Examine the error log for the actual replacement strategy.

---

**BC550A0F**

**Explanation:**

During processor/memory subsystem initialization, an error was encountered.

**Response:**

The FRU callouts are calculated at the time of the failure. Examine the error log for the actual replacement strategy.

---

**BC550A10**

**Explanation:**

During processor/memory subsystem initialization, an error was encountered.

**Response:**

The FRU callouts are calculated at the time of the failure. Examine the error log for the actual replacement strategy.

---

**BC550A11**

**Explanation:**

A problem occurred during the IPL of the system.

**Response:**

The FRU callouts are calculated at the time of the failure. Examine the error log for the actual replacement strategy.

---

**BC550A12**

**Explanation:**

A problem occurred during the IPL of the system.

**Response:**

The FRU callouts are calculated at the time of the failure. Examine the error log for the actual replacement strategy.

---

**BC550B01**

**Explanation:**

During processor/memory subsystem initialization, an error was encountered.

**Response:**

The FRU callouts are calculated at the time of the failure. Examine the error log for the actual replacement strategy.

---

**BC550B02**

**Explanation:**

During processor/memory subsystem initialization, an error was encountered.

**Response:**

The FRU callouts are calculated at the time of the failure. Examine the error log for the actual replacement strategy.

---

**BC550B03**

**Explanation:**

During processor/memory subsystem initialization, an error was encountered.

**Response:**

The FRU callouts are calculated at the time of the failure. Examine the error log for the actual replacement strategy.

---

**BC550B04**

**Explanation:**

During processor/memory subsystem initialization, an error was encountered.

**Response:**

The FRU callouts are calculated at the time of the failure. Examine the error log for the actual replacement strategy.

---

**BC550B05**

**Explanation:**

During processor/memory subsystem initialization, an error was encountered.

**Response:**

The FRU callouts are calculated at the time of the failure. Examine the error log for the actual replacement strategy.

---

**BC550B06****Explanation:**

During processor/memory subsystem initialization, an error was encountered.

**Response:**

The FRU callouts are calculated at the time of the failure. Examine the error log for the actual replacement strategy.

---

**BC550B07****Explanation:**

During processor/memory subsystem initialization, an error was encountered.

**Response:**

The FRU callouts are calculated at the time of the failure. Examine the error log for the actual replacement strategy.

---

**BC550B08****Explanation:**

During processor/memory subsystem initialization, an error was encountered.

**Response:**

The FRU callouts are calculated at the time of the failure. Examine the error log for the actual replacement strategy.

---

**BC550B09****Explanation:**

During processor/memory subsystem initialization, an error was encountered.

**Response:**

The FRU callouts are calculated at the time of the failure. Examine the error log for the actual replacement strategy.

---

**BC550B0A****Explanation:**

During processor/memory subsystem initialization, an error was encountered.

**Response:**

The FRU callouts are calculated at the time of the failure. Examine the error log for the actual replacement strategy.

---

**BC550B0B****Explanation:**

During processor/memory subsystem initialization, an error was encountered.

**Response:**

The FRU callouts are calculated at the time of the failure. Examine the error log for the actual replacement strategy.

---

**BC550B0C****Explanation:**

During processor/memory subsystem initialization, an error was encountered.

**Response:**

The FRU callouts are calculated at the time of the failure. Examine the error log for the actual replacement strategy.

---

**BC550B0D****Explanation:**

During processor/memory subsystem initialization, an error was encountered: AttrOverrideSection too big to fit in remaining chunk of Processor NOR flash section.

**Response:**

The FRU callouts are calculated at the time of the failure. See the error log for the actual replacement strategy.

---

**BC550B0E****Explanation:**

During processor/memory subsystem initialization, an error was encountered: Serialized attribute override chunk too big to fit in remaining chunk of Processor NOR flash section.

**Response:**

The FRU callouts are calculated at the time of the failure. See the error log for the actual replacement strategy.

---

**BC550B0F****Explanation:**

During processor/memory subsystem initialization, an error was encountered: Failure applying given attribute override on given target.

**Response:**

The FRU callouts are calculated at the time of the failure. See the error log for the actual replacement strategy.

---

**BC550B10****Explanation:**

During processor/memory subsystem initialization, an error was encountered: Given target does not have given attribute to apply override.

**Response:**

The FRU callouts are calculated at the time of the failure. See the error log for the actual replacement strategy.

---

**BC550B11**

**Explanation:**

Invalid configuration data in firmware pnor.

**Response:**

The FRU callouts are calculated at the time of the failure. See the error log for the actual replacement strategy.

---

**BC550B12****Explanation:**

Invalid configuration data in firmware pnor.

**Response:**

The FRU callouts are calculated at the time of the failure. See the error log for the actual replacement strategy.

---

**BC550B13****Explanation:**

Kernel failed to block map memory.

**Response:**

The FRU callouts are calculated at the time of the failure. See the error log for the actual replacement strategy.

---

**BC550B15****Explanation:**

Kernel failed to unblock mapped memory.

**Response:**

The FRU callouts are calculated at the time of the failure. See the error log for the actual replacement strategy.

---

**BC550B16****Explanation:**

Unexpected internal firmware error.

**Response:**

The FRU callouts are calculated at the time of the failure. See the error log for the actual replacement strategy.

---

**BC550B17****Explanation:**

Unexpected internal firmware error.

**Response:**

The FRU callouts are calculated at the time of the failure. See the error log for the actual replacement strategy.

---

**BC550B18****Explanation:**

Internal firmware error preparing for concurrent code update.

**Response:**

The FRU callouts are calculated at the time of the failure. See the error log for the actual replacement strategy.

---

**BC550B19****Explanation:**

Unsupported override configuration data.

**Response:**

The FRU callouts are calculated at the time of the failure. See the error log for the actual replacement strategy.

---

**BC550B1A****Explanation:**

Unexpected boot firmware failure.

**Response:**

The FRU callouts are calculated at the time of the failure. See the error log for the actual replacement strategy.

---

**BC550B1B****Explanation:**

Tolerated boot firmware error occurred.

**Response:**

The FRU callouts are calculated at the time of the failure. See the error log for the actual replacement strategy.

---

**BC550B80****Explanation:**

During processor/memory subsystem initialization, an error was encountered.

**Response:**

The FRU callouts are calculated at the time of the failure. Examine the error log for the actual replacement strategy.

---

**BC550B81****Explanation:**

During processor/memory subsystem initialization, an error was encountered.

**Response:**

The FRU callouts are calculated at the time of the failure. Examine the error log for the actual replacement strategy.

---

**BC550B82****Explanation:**

Internal firmware error applying custom configuration settings.

**Response:**

The FRU callouts are calculated at the time of the failure. See the error log for the actual replacement strategy.

---

**BC550B83****Explanation:**

Firmware error doing code update.

**Response:**

The FRU callouts are calculated at the time of the failure. See the error log for the actual replacement strategy.

---

**BC550B84****Explanation:**

Firmware error doing code update.

**Response:**

The FRU callouts are calculated at the time of the failure. See the error log for the actual replacement strategy.

---

**BC550B85****Explanation:**

Firmware error doing code update.

**Response:**

The FRU callouts are calculated at the time of the failure. See the error log for the actual replacement strategy.

---

**BC550B86****Explanation:**

Firmware error doing code update.

**Response:**

The FRU callouts are calculated at the time of the failure. See the error log for the actual replacement strategy.

---

**BC550B87****Explanation:**

Firmware error doing code update.

**Response:**

The FRU callouts are calculated at the time of the failure. See the error log for the actual replacement strategy.

---

**BC550B88****Explanation:**

Firmware error doing code update.

**Response:**

The FRU callouts are calculated at the time of the failure. See the error log for the actual replacement strategy.

---

**BC550B89****Explanation:**

Attempted to perform an invalid attribute look up.

**Response:**

The FRU callouts are calculated at the time of the failure. See the error log for the actual replacement strategy.

---

**BC550B8A****Explanation:**

A problem occurred during the IPL of the system. Expected resource was not indicated to be present.

**Response:**

The FRU callouts are calculated at the time of the failure. See the error log for the actual replacement strategy.

---

**BC550B8B****Explanation:**

During processor/memory subsystem initialization, an error was encountered: Error: Failed to translate common association address to platform address.

**Response:**

The FRU callouts are calculated at the time of the failure. See the error log for the actual replacement strategy.

---

**BC550B8C****Explanation:**

During processor/memory subsystem initialization, an error was encountered: Error: No free association entry to set.

**Response:**

The FRU callouts are calculated at the time of the failure. See the error log for the actual replacement strategy.

---

**BC550C01****Explanation:**

During processor/memory subsystem initialization, an error was encountered.

**Response:**

The FRU callouts are calculated at the time of the failure. Examine the error log for the actual replacement strategy.

---

**BC550C03****Explanation:**

During processor/memory subsystem initialization, an error was encountered.

**Response:**

The FRU callouts are calculated at the time of the failure. Examine the error log for the actual replacement strategy.

---

**BC550C04****Explanation:**

During processor/memory subsystem initialization, an error was encountered.

**Response:**

The FRU callouts are calculated at the time of the failure. Examine the error log for the actual replacement strategy.

---

**BC550C05****Explanation:**

During processor/memory subsystem initialization, an error was encountered.

**Response:**

The FRU callouts are calculated at the time of the failure. Examine the error log for the actual replacement strategy.

---

**BC550C06****Explanation:**

During processor/memory subsystem initialization, an error was encountered.

**Response:**

The FRU callouts are calculated at the time of the failure. Examine the error log for the actual replacement strategy.

---

**BC550C07****Explanation:**

During processor/memory subsystem initialization, an error was encountered.

**Response:**

The FRU callouts are calculated at the time of the failure. Examine the error log for the actual replacement strategy.

---

**BC550C08****Explanation:**

During processor/memory subsystem initialization, an error was encountered.

**Response:**

The FRU callouts are calculated at the time of the failure. Examine the error log for the actual replacement strategy.

---

**BC550C09****Explanation:**

A problem occurred during the IPL of the system: Found no functional dimm cards.

**Response:**

The FRU callouts are calculated at the time of the failure. See the error log for the actual replacement strategy.

---

**BC550C0A****Explanation:**

A previously discovered hardware issue is being ignored to allow the system to boot.

**Response:**

The FRU callouts are calculated at the time of the failure. See the error log for the actual replacement strategy.

---

**BC550C0B****Explanation:**

A problem occurred during the IPL of the system: A critical resource was found to be deconfigured.

**Response:**

The FRU callouts are calculated at the time of the failure. See the error log for the actual replacement strategy.

---

**BC550C0C****Explanation:**

A problem occurred during the IPL of the system: Found no functional dimm cards.

**Response:**

The FRU callouts are calculated at the time of the failure. See the error log for the actual replacement strategy.

---

**BC550C0E****Explanation:**

Insufficient hardware to continue IPL.

**Response:**

The FRU callouts are calculated at the time of the failure. See the error log for the actual replacement strategy.

---

**BC550C0F****Explanation:**

Incompatible Processor Chip Levels.

**Response:**

The FRU callouts are calculated at the time of the failure. See the error log for the actual replacement strategy.

---

**BC550C10****Explanation:**

Incompatible Processor Chip Levels.

**Response:**

The FRU callouts are calculated at the time of the failure. See the error log for the actual replacement strategy.

---

**BC550C11****Explanation:**

Host firmware encountered an internal error.

**Response:**

The FRU callouts are calculated at the time of the failure. See the error log for the actual replacement strategy.

---

**BC550C12**



**Explanation:**

Host firmware encountered an internal error.

**Response:**

The FRU callouts are calculated at the time of the failure. See the error log for the actual replacement strategy.

---

**BC550C13****Explanation:**

Host Firmware encountered an internal error.

**Response:**

The FRU callouts are calculated at the time of the failure. See the error log for the actual replacement strategy.

---

**BC550C14****Explanation:**

A problem occurred during the IPL of the system:  
Found too many obus links.

**Response:**

The FRU callouts are calculated at the time of the failure. See the error log for the actual replacement strategy.

---

**BC550C15****Explanation:**

A problem occurred during the IPL of the system: No memory found.

**Response:**

The FRU callouts are calculated at the time of the failure. See the error log for the actual replacement strategy.

---

**BC550C16****Explanation:**

A problem occurred during IPL of the system: Internal Firmware Error.

**Response:**

The FRU callouts are calculated at the time of the failure. See the error log for the actual replacement strategy.

---

**BC550C19****Explanation:**

A problem occurred during IPL of the system: Internal Firmware Error.

**Response:**

The FRU callouts are calculated at the time of the failure. See the error log for the actual replacement strategy.

---

**BC550C1A****Explanation:**

An issue occurred during IPL of the system: Internal Firmware Error.

**Response:**

The FRU callouts are calculated at the time of the failure. See the error log for the actual replacement strategy.

---

**BC550C1B****Explanation:**

Incompatible Processor Chip Levels.

**Response:**

The FRU callouts are calculated at the time of the failure. See the error log for the actual replacement strategy.

---

**BC550C1C****Explanation:**

Incompatible Processor Chip Levels.

**Response:**

The FRU callouts are calculated at the time of the failure. See the error log for the actual replacement strategy.

---

**BC550C1D****Explanation:**

Incompatible Processor Chip Levels.

**Response:**

The FRU callouts are calculated at the time of the failure. See the error log for the actual replacement strategy.

---

**BC550C81****Explanation:**

During processor/memory subsystem initialization, an error was encountered.

**Response:**

The FRU callouts are calculated at the time of the failure. Examine the error log for the actual replacement strategy.

---

**BC550C82****Explanation:**

During processor/memory subsystem initialization, an error was encountered.

**Response:**

The FRU callouts are calculated at the time of the failure. Examine the error log for the actual replacement strategy.

---

**BC550C83****Explanation:**

During processor/memory subsystem initialization, an error was encountered.

**Response:**

The FRU callouts are calculated at the time of the failure. Examine the error log for the actual replacement strategy.

---

**BC550C84****Explanation:**

During processor/memory subsystem initialization, an error was encountered: HWAS host\_gard: no masterCore found.

**Response:**

The FRU callouts are calculated at the time of the failure. See the error log for the actual replacement strategy.

---

**BC550C85****Explanation:**

Bad MCA target.

**Response:**

The FRU callouts are calculated at the time of the failure. See the error log for the actual replacement strategy.

---

**BC550C86****Explanation:**

During processor/memory subsystem initialization, an error was encountered: Post de-configuration of target failed.

**Response:**

The FRU callouts are calculated at the time of the failure. See the error log for the actual replacement strategy.

---

**BC550C87****Explanation:**

During processor/memory subsystem initialization, an error was encountered: Post de-configuration of target failed.

**Response:**

The FRU callouts are calculated at the time of the failure. See the error log for the actual replacement strategy.

---

**BC550C88****Explanation:**

Insufficient DIMM resources.

**Response:**

The FRU callouts are calculated at the time of the failure. See the error log for the actual replacement strategy.

---

**BC550D01****Explanation:**

During processor/memory subsystem initialization, an error was encountered.

**Response:**

The FRU callouts are calculated at the time of the failure. Examine the error log for the actual replacement strategy.

---

**BC550D02****Explanation:**

During processor/memory subsystem initialization, an error was encountered.

**Response:**

The FRU callouts are calculated at the time of the failure. Examine the error log for the actual replacement strategy.

---

**BC550D03****Explanation:**

During processor/memory subsystem initialization, an error was encountered.

**Response:**

The FRU callouts are calculated at the time of the failure. Examine the error log for the actual replacement strategy.

---

**BC550D04****Explanation:**

During processor/memory subsystem initialization, an error was encountered.

**Response:**

The FRU callouts are calculated at the time of the failure. Examine the error log for the actual replacement strategy.

---

**BC550D05****Explanation:**

During processor/memory subsystem initialization, an error was encountered.

**Response:**

The FRU callouts are calculated at the time of the failure. Examine the error log for the actual replacement strategy.

---

**BC550D06****Explanation:**

During processor/memory subsystem initialization, an error was encountered: Hypervisor firmware request interface not linked.

**Response:**

The FRU callouts are calculated at the time of the failure. See the error log for the actual replacement strategy.

---

**BC550D07****Explanation:**

During processor/memory subsystem initialization, an error was encountered: Unable to allocate firmware request messages.

**Response:**

The FRU callouts are calculated at the time of the failure. See the error log for the actual replacement strategy.

---

**BC550E01****Explanation:**

During processor/memory subsystem initialization, an error was encountered.

**Response:**

The FRU callouts are calculated at the time of the failure. Examine the error log for the actual replacement strategy.

---

**BC550E02****Explanation:**

During processor/memory subsystem initialization, an error was encountered.

**Response:**

The FRU callouts are calculated at the time of the failure. Examine the error log for the actual replacement strategy.

---

**BC550E03****Explanation:**

During processor/memory subsystem initialization, an error was encountered.

**Response:**

The FRU callouts are calculated at the time of the failure. Examine the error log for the actual replacement strategy.

---

**BC550E04****Explanation:**

During processor/memory subsystem initialization, an error was encountered.

**Response:**

The FRU callouts are calculated at the time of the failure. Examine the error log for the actual replacement strategy.

---

**BC550E05****Explanation:**

During processor/memory subsystem initialization, an error was encountered.

**Response:**

The FRU callouts are calculated at the time of the failure. Examine the error log for the actual replacement strategy.

---

**BC550E06****Explanation:**

During processor/memory subsystem initialization, an error was encountered.

**Response:**

The FRU callouts are calculated at the time of the failure. Examine the error log for the actual replacement strategy.

---

**BC550E07****Explanation:**

During processor/memory subsystem initialization, an error was encountered.

**Response:**

The FRU callouts are calculated at the time of the failure. Examine the error log for the actual replacement strategy.

---

**BC550E08****Explanation:**

During processor/memory subsystem initialization, an error was encountered.

**Response:**

The FRU callouts are calculated at the time of the failure. Examine the error log for the actual replacement strategy.

---

**BC550E09****Explanation:**

During processor/memory subsystem initialization, an error was encountered: I2C write page size is zero.

**Response:**

The FRU callouts are calculated at the time of the failure. See the error log for the actual replacement strategy.

---

**BC550E0A****Explanation:**

During processor/memory subsystem initialization, an error was encountered: cacheEeprom mm\_remove\_pages FLUSH failed.

**Response:**

The FRU callouts are calculated at the time of the failure. See the error log for the actual replacement strategy.

---

**BC550E0B****Explanation:**

During processor/memory subsystem initialization, an error was encountered: cacheEeprom mm\_remove\_pages FLUSH failed.

**Response:**

The FRU callouts are calculated at the time of the failure. See the error log for the actual replacement strategy.

---

**BC550E0C****Explanation:**

During processor/memory subsystem initialization, an error was encountered: buildEepromRecordHeader invalid mux target.

**Response:**

The FRU callouts are calculated at the time of the failure. See the error log for the actual replacement strategy.

---

**BC550E0D**

**Explanation:**

Soft error in Firmware.

**Response:**

The FRU callouts are calculated at the time of the failure. See the error log for the actual replacement strategy.

---

**BC550E0E**

**Explanation:**

Firmware detected new part and is restarting.

**Response:**

The FRU callouts are calculated at the time of the failure. See the error log for the actual replacement strategy.

---

**BC550F01**

**Explanation:**

During processor/memory subsystem initialization, an error was encountered.

**Response:**

The FRU callouts are calculated at the time of the failure. Examine the error log for the actual replacement strategy.

---

**BC550F02**

**Explanation:**

During processor/memory subsystem initialization, an error was encountered.

**Response:**

The FRU callouts are calculated at the time of the failure. Examine the error log for the actual replacement strategy.

---

**BC550F03**

**Explanation:**

During processor/memory subsystem initialization, an error was encountered.

**Response:**

The FRU callouts are calculated at the time of the failure. Examine the error log for the actual replacement strategy.

---

**BC550F04**

**Explanation:**

During processor/memory subsystem initialization, an error was encountered.

**Response:**

The FRU callouts are calculated at the time of the failure. Examine the error log for the actual replacement strategy.

---

**BC550F05**

**Explanation:**

During processor/memory subsystem initialization, an error was encountered.

**Response:**

The FRU callouts are calculated at the time of the failure. Examine the error log for the actual replacement strategy.

---

**BC550F07**

**Explanation:**

During processor/memory subsystem initialization, an error was encountered.

**Response:**

The FRU callouts are calculated at the time of the failure. Examine the error log for the actual replacement strategy.

---

**BC550F08**

**Explanation:**

During processor/memory subsystem initialization, an error was encountered: Unexpected RC from issuing PSIH B EOI store.

**Response:**

The FRU callouts are calculated at the time of the failure. See the error log for the actual replacement strategy.

---

**BC550F09**

**Explanation:**

During processor/memory subsystem initialization, an error was encountered: Error unmasking interrupt source.

**Response:**

The FRU callouts are calculated at the time of the failure. See the error log for the actual replacement strategy.

---

**BC550F0C**

**Explanation:**

During processor/memory subsystem initialization, an error was encountered: Error encountered sending coalesce message to INTRP.

**Response:**

The FRU callouts are calculated at the time of the failure. See the error log for the actual replacement strategy.

---

**BC550F0D**

**Explanation:**

During processor/memory subsystem initialization, an error was encountered: Error encountered routing IPC message.

**Response:**

The FRU callouts are calculated at the time of the failure. See the error log for the actual replacement strategy.

---

**BC550F0E**

**Explanation:**

Error handling processor interrupts.

**Response:**

The FRU callouts are calculated at the time of the failure. See the error log for the actual replacement strategy.

---

**BC551001**

**Explanation:**

During processor/memory subsystem initialization, an error was encountered.

**Response:**

The FRU callouts are calculated at the time of the failure. Examine the error log for the actual replacement strategy.

---

**BC551002**

**Explanation:**

During processor/memory subsystem initialization, an error was encountered.

**Response:**

The FRU callouts are calculated at the time of the failure. Examine the error log for the actual replacement strategy.

---

**BC551003**

**Explanation:**

During processor/memory subsystem initialization, an error was encountered.

**Response:**

The FRU callouts are calculated at the time of the failure. Examine the error log for the actual replacement strategy.

---

**BC551004**

**Explanation:**

During processor/memory subsystem initialization, an error was encountered.

**Response:**

The FRU callouts are calculated at the time of the failure. Examine the error log for the actual replacement strategy.

---

**BC551005**

**Explanation:**

During processor/memory subsystem initialization, an error was encountered.

**Response:**

The FRU callouts are calculated at the time of the failure. Examine the error log for the actual replacement strategy.

---

**BC551006**

**Explanation:**

During processor/memory subsystem initialization, an error was encountered.

**Response:**

The FRU callouts are calculated at the time of the failure. Examine the error log for the actual replacement strategy.

---

**BC551007**

**Explanation:**

During processor/memory subsystem initialization, an error was encountered.

**Response:**

The FRU callouts are calculated at the time of the failure. Examine the error log for the actual replacement strategy.

---

**BC551008**

**Explanation:**

During processor/memory subsystem initialization, an error was encountered.

**Response:**

The FRU callouts are calculated at the time of the failure. Examine the error log for the actual replacement strategy.

---

**BC551009**

**Explanation:**

During processor/memory subsystem initialization, an error was encountered.

**Response:**

The FRU callouts are calculated at the time of the failure. Examine the error log for the actual replacement strategy.

---

**BC55100A**

**Explanation:**

During processor/memory subsystem initialization, an error was encountered.

**Response:**

The FRU callouts are calculated at the time of the failure. Examine the error log for the actual replacement strategy.

---

**BC55100B**

**Explanation:**

During processor/memory subsystem initialization, an error was encountered.

**Response:**

The FRU callouts are calculated at the time of the failure. Examine the error log for the actual replacement strategy.

---

**BC55100C**

**Explanation:**

During processor/memory subsystem initialization, an error was encountered.

**Response:**

The FRU callouts are calculated at the time of the failure. Examine the error log for the actual replacement strategy.

---

**BC55100D**

**Explanation:**

During processor/memory subsystem initialization, an error was encountered.

**Response:**

The FRU callouts are calculated at the time of the failure. Examine the error log for the actual replacement strategy.

---

**BC55100E**

**Explanation:**

During processor/memory subsystem initialization, an error was encountered.

**Response:**

The FRU callouts are calculated at the time of the failure. Examine the error log for the actual replacement strategy.

---

**BC55100F**

**Explanation:**

During processor/memory subsystem initialization, an error was encountered.

**Response:**

The FRU callouts are calculated at the time of the failure. Examine the error log for the actual replacement strategy.

---

**BC551011**

**Explanation:**

Service Processor Firmware encountered an internal error.

**Response:**

The FRU callouts are calculated at the time of the failure. See the error log for the actual replacement strategy.

---

**BC551012**

**Explanation:**

Service Processor Firmware encountered an internal error.

**Response:**

The FRU callouts are calculated at the time of the failure. See the error log for the actual replacement strategy.

---

**BC551013**

**Explanation:**

Host failed to boot because there was a problem configuring Time Of Day on the Host processors.

**Response:**

The FRU callouts are calculated at the time of the failure. See the error log for the actual replacement strategy.

---

**BC551014**

**Explanation:**

Service Processor Firmware encountered an internal error.

**Response:**

The FRU callouts are calculated at the time of the failure. See the error log for the actual replacement strategy.

---

**BC551015**

**Explanation:**

There was a problem in configuring Time Of Day on the Host processor.

**Response:**

The FRU callouts are calculated at the time of the failure. See the error log for the actual replacement strategy.

---

**BC551017**

**Explanation:**

Service Processor Firmware encountered an internal error.

**Response:**

The FRU callouts are calculated at the time of the failure. See the error log for the actual replacement strategy.

---

**BC551019**

**Explanation:**

Service Processor Firmware encountered an internal error.

**Response:**

The FRU callouts are calculated at the time of the failure. See the error log for the actual replacement strategy.

---

**BC55101A**

**Explanation:**

An internal error occurred. This will force the Time of Day function to run with complete redundancy.

**Response:**

The FRU callouts are calculated at the time of the failure. See the error log for the actual replacement strategy.

---

**BC551101**

**Explanation:**

A problem occurred during the IPL of the system.

**Response:**

The FRU callouts are calculated at the time of the failure. Examine the error log for the actual replacement strategy.

---

**BC551102**

**Explanation:**

During processor/memory subsystem initialization, an error was encountered.

**Response:**

The FRU callouts are calculated at the time of the failure. Examine the error log for the actual replacement strategy.

---

**BC551104**

**Explanation:**

A problem occurred during the IPL of the system.

**Response:**

The FRU callouts are calculated at the time of the failure. Examine the error log for the actual replacement strategy.

---

**BC551105**

**Explanation:**

During processor/memory subsystem initialization, an error was encountered.

**Response:**

The FRU callouts are calculated at the time of the failure. Examine the error log for the actual replacement strategy.

---

**BC551107**

**Explanation:**

During processor/memory subsystem initialization, an error was encountered.

**Response:**

The FRU callouts are calculated at the time of the failure. Examine the error log for the actual replacement strategy.

---

**BC551109**

**Explanation:**

During processor/memory subsystem initialization, an error was encountered.

**Response:**

The FRU callouts are calculated at the time of the failure. Examine the error log for the actual replacement strategy.

---

**BC55110A**

**Explanation:**

During processor/memory subsystem initialization, an error was encountered.

**Response:**

The FRU callouts are calculated at the time of the failure. Examine the error log for the actual replacement strategy.

---

**BC55110B**

**Explanation:**

During processor/memory subsystem initialization, an error was encountered.

**Response:**

The FRU callouts are calculated at the time of the failure. Examine the error log for the actual replacement strategy.

---

**BC55110C**

**Explanation:**

During processor/memory subsystem initialization, an error was encountered.

**Response:**

The FRU callouts are calculated at the time of the failure. Examine the error log for the actual replacement strategy.

---

**BC55110D**

**Explanation:**

During processor/memory subsystem initialization, an error was encountered.

**Response:**

The FRU callouts are calculated at the time of the failure. Examine the error log for the actual replacement strategy.

---

**BC55110E**

**Explanation:**

During processor/memory subsystem initialization, an error was encountered.

**Response:**

The FRU callouts are calculated at the time of the failure. Examine the error log for the actual replacement strategy.

---

**BC55110F**

**Explanation:**

During processor/memory subsystem initialization, an error was encountered.

**Response:**

The FRU callouts are calculated at the time of the failure. Examine the error log for the actual replacement strategy.

---

**BC551110****Explanation:**

During processor/memory subsystem initialization, an error was encountered.

**Response:**

The FRU callouts are calculated at the time of the failure. Examine the error log for the actual replacement strategy.

---

**BC551111****Explanation:**

During processor/memory subsystem initialization, an error was encountered.

**Response:**

The FRU callouts are calculated at the time of the failure. Examine the error log for the actual replacement strategy.

---

**BC551112****Explanation:**

During processor/memory subsystem initialization, an error was encountered.

**Response:**

The FRU callouts are calculated at the time of the failure. Examine the error log for the actual replacement strategy.

---

**BC551113****Explanation:**

During processor/memory subsystem initialization, an error was encountered: IPC Message data corrupted.

**Response:**

The FRU callouts are calculated at the time of the failure. See the error log for the actual replacement strategy.

---

**BC551202****Explanation:**

During processor/memory subsystem initialization, an error was encountered.

**Response:**

The FRU callouts are calculated at the time of the failure. Examine the error log for the actual replacement strategy.

---

**BC551204****Explanation:**

During processor/memory subsystem initialization, an error was encountered.

**Response:**

The FRU callouts are calculated at the time of the failure. Examine the error log for the actual replacement strategy.

---

**BC551205****Explanation:**

During processor/memory subsystem initialization, an error was encountered.

**Response:**

The FRU callouts are calculated at the time of the failure. Examine the error log for the actual replacement strategy.

---

**BC551207****Explanation:**

During processor/memory subsystem initialization, an error was encountered.

**Response:**

The FRU callouts are calculated at the time of the failure. Examine the error log for the actual replacement strategy.

---

**BC551209****Explanation:**

During processor/memory subsystem initialization, an error was encountered.

**Response:**

The FRU callouts are calculated at the time of the failure. Examine the error log for the actual replacement strategy.

---

**BC55120A****Explanation:**

During processor/memory subsystem initialization, an error was encountered.

**Response:**

The FRU callouts are calculated at the time of the failure. Examine the error log for the actual replacement strategy.

---

**BC55120B****Explanation:**

During processor/memory subsystem initialization, an error was encountered.

**Response:**

The FRU callouts are calculated at the time of the failure. Examine the error log for the actual replacement strategy.

---

**BC55120C****Explanation:**

During processor/memory subsystem initialization, an error was encountered.

**Response:**



The FRU callouts are calculated at the time of the failure. Examine the error log for the actual replacement strategy.

---

**BC551301****Explanation:**

During processor/memory subsystem initialization, an error was encountered: Unexpected data from LPC-UART interface.

**Response:**

The FRU callouts are calculated at the time of the failure. See the error log for the actual replacement strategy.

---

**BC551302****Explanation:**

During processor/memory subsystem initialization, an error was encountered: Timeout from LPC-UART interface.

**Response:**

The FRU callouts are calculated at the time of the failure. See the error log for the actual replacement strategy.

---

**BC551401****Explanation:**

During processor/memory subsystem initialization, an error was encountered.

**Response:**

The FRU callouts are calculated at the time of the failure. Examine the error log for the actual replacement strategy.

---

**BC551402****Explanation:**

During processor/memory subsystem initialization, an error was encountered: A maint command SW timed out.

**Response:**

The FRU callouts are calculated at the time of the failure. See the error log for the actual replacement strategy.

---

**BC551403****Explanation:**

Task handling mainstore init crashed.

**Response:**

The FRU callouts are calculated at the time of the failure. See the error log for the actual replacement strategy.

---

**BC551602****Explanation:**

During processor/memory subsystem initialization, an error was encountered.

**Response:**

The FRU callouts are calculated at the time of the failure. Examine the error log for the actual replacement strategy.

---

**BC551603****Explanation:**

During processor/memory subsystem initialization, an error was encountered.

**Response:**

The FRU callouts are calculated at the time of the failure. Examine the error log for the actual replacement strategy.

---

**BC551604****Explanation:**

During processor/memory subsystem initialization, an error was encountered.

**Response:**

The FRU callouts are calculated at the time of the failure. Examine the error log for the actual replacement strategy.

---

**BC551605****Explanation:**

During processor/memory subsystem initialization, an error was encountered.

**Response:**

The FRU callouts are calculated at the time of the failure. Examine the error log for the actual replacement strategy.

---

**BC551606****Explanation:**

During processor/memory subsystem initialization, an error was encountered.

**Response:**

The FRU callouts are calculated at the time of the failure. Examine the error log for the actual replacement strategy.

---

**BC551607****Explanation:**

During processor/memory subsystem initialization, an error was encountered.

**Response:**

The FRU callouts are calculated at the time of the failure. Examine the error log for the actual replacement strategy.

---

**BC551608****Explanation:**

During processor/memory subsystem initialization, an error was encountered: Insufficient space provided for LID by calling function.

**Response:**

The FRU callouts are calculated at the time of the failure. See the error log for the actual replacement strategy.

---

**BC551609****Explanation:**

During processor/memory subsystem initialization, an error was encountered: Unable to unload LID via host interface.

**Response:**

The FRU callouts are calculated at the time of the failure. See the error log for the actual replacement strategy.

---

**BC55160A****Explanation:**

During processor/memory subsystem initialization, an error was encountered: Unable to find Lid.

**Response:**

The FRU callouts are calculated at the time of the failure. See the error log for the actual replacement strategy.

---

**BC55160B****Explanation:**

Firmware error during boot.

**Response:**

The FRU callouts are calculated at the time of the failure. See the error log for the actual replacement strategy.

---

**BC55160C****Explanation:**

A problem occurred during the IPL of the system.

**Response:**

The FRU callouts are calculated at the time of the failure. See the error log for the actual replacement strategy.

---

**BC55160D****Explanation:**

A problem occurred during the IPL of the system.

**Response:**

The FRU callouts are calculated at the time of the failure. See the error log for the actual replacement strategy.

---

**BC55160E****Explanation:**

A problem occurred during the IPL of the system.

**Response:**

The FRU callouts are calculated at the time of the failure. See the error log for the actual replacement strategy.

---

**BC55160F****Explanation:**

A problem occurred during the IPL of the system.

**Response:**

The FRU callouts are calculated at the time of the failure. See the error log for the actual replacement strategy.

---

**BC551610****Explanation:**

A problem occurred during the IPL of the system.

**Response:**

The FRU callouts are calculated at the time of the failure. See the error log for the actual replacement strategy.

---

**BC551611****Explanation:**

A problem occurred during the IPL of the system.

**Response:**

The FRU callouts are calculated at the time of the failure. See the error log for the actual replacement strategy.

---

**BC551612****Explanation:**

A problem occurred during the IPL of the system.

**Response:**

The FRU callouts are calculated at the time of the failure. See the error log for the actual replacement strategy.

---

**BC551613****Explanation:**

A problem occurred during the IPL of the system.

**Response:**

The FRU callouts are calculated at the time of the failure. See the error log for the actual replacement strategy.

---

**BC551615****Explanation:**

A problem occurred during the IPL of the system.

**Response:**

The FRU callouts are calculated at the time of the failure. See the error log for the actual replacement strategy.

---

**BC551616****Explanation:**

Firmware Error.

**Response:**

The FRU callouts are calculated at the time of the failure. See the error log for the actual replacement strategy.

---

**BC551617****Explanation:**

Firmware Error.

**Response:**

The FRU callouts are calculated at the time of the failure. See the error log for the actual replacement strategy.

---

**BC551618****Explanation:**

Firmware Error.

**Response:**

The FRU callouts are calculated at the time of the failure. See the error log for the actual replacement strategy.

---

**BC55161A****Explanation:**

Firmware Error.

**Response:**

The FRU callouts are calculated at the time of the failure. See the error log for the actual replacement strategy.

---

**BC55161B****Explanation:**

Firmware Error.

**Response:**

The FRU callouts are calculated at the time of the failure. See the error log for the actual replacement strategy.

---

**BC55161C****Explanation:**

Firmware encountered an internal error.

**Response:**

The FRU callouts are calculated at the time of the failure. See the error log for the actual replacement strategy.

---

**BC55161D****Explanation:**

Firmware load error.

**Response:**

The FRU callouts are calculated at the time of the failure. See the error log for the actual replacement strategy.

---

**BC551700****Explanation:**

During processor/memory subsystem initialization, an error was encountered: Request given to load payload into mirrored memory, but no mirrored memory exists at that location.

**Response:**

The FRU callouts are calculated at the time of the failure. See the error log for the actual replacement strategy.

---

**BC551701****Explanation:**

During processor/memory subsystem initialization, an error was encountered.

**Response:**

The FRU callouts are calculated at the time of the failure. Examine the error log for the actual replacement strategy.

---

**BC551702****Explanation:**

A problem occurred during the IPL of the system.

**Response:**

The FRU callouts are calculated at the time of the failure. Examine the error log for the actual replacement strategy.

---

**BC551703****Explanation:**

A problem occurred during the IPL of the system.

**Response:**

The FRU callouts are calculated at the time of the failure. Examine the error log for the actual replacement strategy.

---

**BC551704****Explanation:**

During processor/memory subsystem initialization, an error was encountered.

**Response:**

The FRU callouts are calculated at the time of the failure. Examine the error log for the actual replacement strategy.

---

**BC551705****Explanation:**

A problem occurred during the IPL of the system.

**Response:**

The FRU callouts are calculated at the time of the failure. Examine the error log for the actual replacement strategy.

---

**BC551706****Explanation:**

A problem occurred during the IPL of the system.

**Response:**

The FRU callouts are calculated at the time of the failure. Examine the error log for the actual replacement strategy.

---

**BC551707****Explanation:**

A problem occurred during the IPL of the system.

**Response:**

The FRU callouts are calculated at the time of the failure. See the error log for the actual replacement strategy.

---

**BC551708****Explanation:**

A problem occurred during the IPL of the system.

**Response:**

The FRU callouts are calculated at the time of the failure. Examine the error log for the actual replacement strategy.

---

**BC551709****Explanation:**

During processor/memory subsystem initialization, an error was encountered: Call to getParentAffinityTarget requesting the number of EX chips with parent affinity to a core, returned an incorrect vector size, the expected size is 1.

**Response:**

The FRU callouts are calculated at the time of the failure. See the error log for the actual replacement strategy.

---

**BC55170A****Explanation:**

A problem isolated to firmware occurred during the IPL of the system.

**Response:**

The FRU callouts are calculated at the time of the failure. See the error log for the actual replacement strategy.

---

**BC55170B****Explanation:**

A problem isolated to firmware or firmware customization occurred during the IPL of the system.

**Response:**

The FRU callouts are calculated at the time of the failure. See the error log for the actual replacement strategy.

---

**BC55170C****Explanation:**

A problem isolated to firmware or firmware customization occurred during the IPL of the system.

---

**Response:**

The FRU callouts are calculated at the time of the failure. See the error log for the actual replacement strategy.

---

**BC55170D****Explanation:**

A problem isolated to firmware or firmware customization occurred during the IPL of the system.

**Response:**

The FRU callouts are calculated at the time of the failure. See the error log for the actual replacement strategy.

---

**BC55170E****Explanation:**

A problem isolated to firmware or firmware customization occurred during the IPL of the system.

**Response:**

The FRU callouts are calculated at the time of the failure. See the error log for the actual replacement strategy.

---

**BC551711****Explanation:**

Platform generated error. See User Data.

**Response:**

The FRU callouts are calculated at the time of the failure. See the error log for the actual replacement strategy.

---

**BC551712****Explanation:**

Platform generated error.

**Response:**

The FRU callouts are calculated at the time of the failure. See the error log for the actual replacement strategy.

---

**BC551713****Explanation:**

Platform generated error. See User Data.

**Response:**

The FRU callouts are calculated at the time of the failure. See the error log for the actual replacement strategy.

---

**BC551714****Explanation:**

A problem occurred during the IPL of the system.

**Response:**

The FRU callouts are calculated at the time of the failure. See the error log for the actual replacement strategy.

---

---

**BC551715****Explanation:**

A problem occurred during the IPL of the system.

**Response:**

The FRU callouts are calculated at the time of the failure. See the error log for the actual replacement strategy.

---

**BC551716****Explanation:**

A problem occurred during the IPL of the system.

**Response:**

The FRU callouts are calculated at the time of the failure. See the error log for the actual replacement strategy.

---

**BC55171A****Explanation:**

A problem occurred during the IPL of the system.

**Response:**

The FRU callouts are calculated at the time of the failure. See the error log for the actual replacement strategy.

---

**BC55171B****Explanation:**

A problem occurred during the IPL of the system.

**Response:**

The FRU callouts are calculated at the time of the failure. See the error log for the actual replacement strategy.

---

**BC55171C****Explanation:**

A problem occurred during the IPL of the system.

**Response:**

The FRU callouts are calculated at the time of the failure. See the error log for the actual replacement strategy.

---

**BC55171D****Explanation:**

Platform security problem detected.

**Response:**

The FRU callouts are calculated at the time of the failure. See the error log for the actual replacement strategy.

---

**BC55171E****Explanation:**

During processor/memory subsystem initialization, an error was encountered: There is no functional memory.

**Response:**

The FRU callouts are calculated at the time of the failure. See the error log for the actual replacement strategy.

---

**BC55171F****Explanation:**

A problem occurred during the IPL of the system.

**Response:**

The FRU callouts are calculated at the time of the failure. See the error log for the actual replacement strategy.

---

**BC551720****Explanation:**

A problem occurred during the IPL of the system.

**Response:**

The FRU callouts are calculated at the time of the failure. See the error log for the actual replacement strategy.

---

**BC551721****Explanation:**

Platform security problem detected.

**Response:**

The FRU callouts are calculated at the time of the failure. See the error log for the actual replacement strategy.

---

**BC551722****Explanation:**

Platform security problem detected.

**Response:**

The FRU callouts are calculated at the time of the failure. See the error log for the actual replacement strategy.

---

**BC551723****Explanation:**

Platform security problem detected.

**Response:**

The FRU callouts are calculated at the time of the failure. See the error log for the actual replacement strategy.

---

**BC551724****Explanation:**

Platform security problem detected.

**Response:**

The FRU callouts are calculated at the time of the failure. See the error log for the actual replacement strategy.

---

**BC551725****Explanation:**

Platform security problem detected.

**Response:**

The FRU callouts are calculated at the time of the failure. See the error log for the actual replacement strategy.

---

**BC551726****Explanation:**

Platform security problem detected.

**Response:**

The FRU callouts are calculated at the time of the failure. See the error log for the actual replacement strategy.

---

**BC551727****Explanation:**

Platform security problem detected.

**Response:**

The FRU callouts are calculated at the time of the failure. See the error log for the actual replacement strategy.

---

**BC551728****Explanation:**

Platform security problem detected.

**Response:**

The FRU callouts are calculated at the time of the failure. See the error log for the actual replacement strategy.

---

**BC551729****Explanation:**

Host firmware did not find enough hardware to continue the boot.

**Response:**

The FRU callouts are calculated at the time of the failure. See the error log for the actual replacement strategy.

---

**BC551732****Explanation:**

Illegal action during boot.

**Response:**

The FRU callouts are calculated at the time of the failure. See the error log for the actual replacement strategy.

---

**BC551735****Explanation:**

A problem occurred during the IPL of the system.

**Response:**

The FRU callouts are calculated at the time of the failure. See the error log for the actual replacement strategy.

---

**BC551736****Explanation:**

A problem occurred during the IPL of the system.

**Response:**

The FRU callouts are calculated at the time of the failure. See the error log for the actual replacement strategy.

---

**BC551737****Explanation:**

A problem occurred during the IPL of the system.

**Response:**

The FRU callouts are calculated at the time of the failure. See the error log for the actual replacement strategy.

---

**BC551738****Explanation:**

Processor Error.

**Response:**

The FRU callouts are calculated at the time of the failure. See the error log for the actual replacement strategy.

---

**BC551739****Explanation:**

A problem occurred during the IPL of the system and the system will reboot.

**Response:**

The FRU callouts are calculated at the time of the failure. See the error log for the actual replacement strategy.

---

**BC55173A****Explanation:**

A problem occurred during the IPL of the system.

**Response:**

The FRU callouts are calculated at the time of the failure. See the error log for the actual replacement strategy.

---

**BC551740****Explanation:**

During processor/memory subsystem initialization, an error was encountered: messages from other nodes have not returned in time.

**Response:**

The FRU callouts are calculated at the time of the failure. See the error log for the actual replacement strategy.

---

**BC551741****Explanation:**

During processor/memory subsystem initialization, an error was encountered: Freq attribute DATA timer thread failed.

**Response:**

The FRU callouts are calculated at the time of the failure. See the error log for the actual replacement strategy.

---

**BC551742****Explanation:**

Incompatible processor modules installed between drawers.

**Response:**

The FRU callouts are calculated at the time of the failure. See the error log for the actual replacement strategy.

---

**BC551743****Explanation:**

Incompatible processor modules installed between drawers.

**Response:**

The FRU callouts are calculated at the time of the failure. See the error log for the actual replacement strategy.

---

**BC551744****Explanation:**

Incompatible processor modules installed between drawers.

**Response:**

The FRU callouts are calculated at the time of the failure. See the error log for the actual replacement strategy.

---

**BC551745****Explanation:**

Incompatible processor modules installed between drawers.

**Response:**

The FRU callouts are calculated at the time of the failure. See the error log for the actual replacement strategy.

---

**BC551746****Explanation:**

Incompatible processor modules installed between drawers.

**Response:**

The FRU callouts are calculated at the time of the failure. See the error log for the actual replacement strategy.

---

**BC551747****Explanation:**

Host firmware did not find valid hardware to continue the boot.

**Response:**

The FRU callouts are calculated at the time of the failure. See the error log for the actual replacement strategy.

---

**BC551748****Explanation:**

Platform security problem detected.

**Response:**

The FRU callouts are calculated at the time of the failure. See the error log for the actual replacement strategy.

---

**BC551749****Explanation:**

Platform security problem detected.

**Response:**

The FRU callouts are calculated at the time of the failure. See the error log for the actual replacement strategy.

---

**BC55174A****Explanation:**

There was an error training the SMP cables.

**Response:**

The FRU callouts are calculated at the time of the failure. See the error log for the actual replacement strategy.

---

**BC55174C****Explanation:**

A problem isolated to firmware or firmware customization occurred during the IPL of the system.

**Response:**

The FRU callouts are calculated at the time of the failure. See the error log for the actual replacement strategy.

---

**BC55174D****Explanation:**

PNOR-IPMI not enabled, BMC firmware needs to be updated.

**Response:**

The FRU callouts are calculated at the time of the failure. See the error log for the actual replacement strategy.

---

**BC55174E****Explanation:**

During processor/memory subsystem initialization, an error was encountered: Kernel returned error when trying to activate core.

**Response:**

The FRU callouts are calculated at the time of the failure. See the error log for the actual replacement strategy.

---

**BC55174F****Explanation:**

Unexpected IPL firmware data load error.

**Response:**

The FRU callouts are calculated at the time of the failure. See the error log for the actual replacement strategy.

---

**BC551750****Explanation:**

Platform security problem detected.

**Response:**

The FRU callouts are calculated at the time of the failure. See the error log for the actual replacement strategy.

---

**BC551752****Explanation:**

Platform security problem detected.

**Response:**

The FRU callouts are calculated at the time of the failure. See the error log for the actual replacement strategy.

---

**BC551803****Explanation:**

Task analyzing HW errors has failed.

**Response:**

The FRU callouts are calculated at the time of the failure. See the error log for the actual replacement strategy.

---

**BC551804****Explanation:**

Task analyzing HW errors has failed.

**Response:**

The FRU callouts are calculated at the time of the failure. See the error log for the actual replacement strategy.

---

**BC551901****Explanation:**

A problem occurred during the IPL of the system.

**Response:**

The FRU callouts are calculated at the time of the failure. Examine the error log for the actual replacement strategy.

---

**BC551902****Explanation:**

A problem occurred during the IPL of the system.

**Response:**

The FRU callouts are calculated at the time of the failure. Examine the error log for the actual replacement strategy.

---

**BC551903****Explanation:**

A problem occurred during the IPL of the system.

**Response:**

The FRU callouts are calculated at the time of the failure. Examine the error log for the actual replacement strategy.

---

**BC551904****Explanation:**

A problem occurred during the IPL of the system.

**Response:**

The FRU callouts are calculated at the time of the failure. Examine the error log for the actual replacement strategy.

---

**BC55190C****Explanation:**

A problem occurred during the IPL of the system.

**Response:**

The FRU callouts are calculated at the time of the failure. Examine the error log for the actual replacement strategy.

---

**BC551A01****Explanation:**

During processor/memory subsystem initialization, an error was encountered.

**Response:**

The FRU callouts are calculated at the time of the failure. Examine the error log for the actual replacement strategy.

---

**BC551A02****Explanation:**

During processor/memory subsystem initialization, an error was encountered.

**Response:**

The FRU callouts are calculated at the time of the failure. Examine the error log for the actual replacement strategy.

---

**BC551A03****Explanation:**

During processor/memory subsystem initialization, an error was encountered.

**Response:**

The FRU callouts are calculated at the time of the failure. Examine the error log for the actual replacement strategy.

---



---

**BC551A04****Explanation:**

During processor/memory subsystem initialization, an error was encountered.

**Response:**

The FRU callouts are calculated at the time of the failure. Examine the error log for the actual replacement strategy.

---

**BC551A05****Explanation:**

During processor/memory subsystem initialization, an error was encountered.

**Response:**

The FRU callouts are calculated at the time of the failure. Examine the error log for the actual replacement strategy.

---

**BC551A08****Explanation:**

During processor/memory subsystem initialization, an error was encountered.

**Response:**

The FRU callouts are calculated at the time of the failure. Examine the error log for the actual replacement strategy.

---

**BC551A09****Explanation:**

During processor/memory subsystem initialization, an error was encountered.

**Response:**

The FRU callouts are calculated at the time of the failure. Examine the error log for the actual replacement strategy.

---

**BC551A0A****Explanation:**

During processor/memory subsystem initialization, an error was encountered.

**Response:**

The FRU callouts are calculated at the time of the failure. Examine the error log for the actual replacement strategy.

---

**BC551A0B****Explanation:**

During processor/memory subsystem initialization, an error was encountered.

**Response:**

The FRU callouts are calculated at the time of the failure. Examine the error log for the actual replacement strategy.

---

**BC551A0C****Explanation:**

During processor/memory subsystem initialization, an error was encountered.

**Response:**

The FRU callouts are calculated at the time of the failure. Examine the error log for the actual replacement strategy.

---

**BC551A0E****Explanation:**

During processor/memory subsystem initialization, an error was encountered.

**Response:**

The FRU callouts are calculated at the time of the failure. Examine the error log for the actual replacement strategy.

---

**BC551A0F****Explanation:**

During processor/memory subsystem initialization, an error was encountered.

**Response:**

The FRU callouts are calculated at the time of the failure. Examine the error log for the actual replacement strategy.

---

**BC551A10****Explanation:**

During processor/memory subsystem initialization, an error was encountered.

**Response:**

The FRU callouts are calculated at the time of the failure. Examine the error log for the actual replacement strategy.

---

**BC551A11****Explanation:**

During processor/memory subsystem initialization, an error was encountered.

**Response:**

The FRU callouts are calculated at the time of the failure. Examine the error log for the actual replacement strategy.

---

**BC551A12****Explanation:**

During processor/memory subsystem initialization, an error was encountered.

**Response:**

The FRU callouts are calculated at the time of the failure. Examine the error log for the actual replacement strategy.

---

**BC551A14****Explanation:**

During processor/memory subsystem initialization, an error was encountered.

**Response:**

The FRU callouts are calculated at the time of the failure. Examine the error log for the actual replacement strategy.

---

**BC551A15****Explanation:**

During processor/memory subsystem initialization, an error was encountered.

**Response:**

The FRU callouts are calculated at the time of the failure. Examine the error log for the actual replacement strategy.

---

**BC551A16****Explanation:**

During processor/memory subsystem initialization, an error was encountered.

**Response:**

The FRU callouts are calculated at the time of the failure. Examine the error log for the actual replacement strategy.

---

**BC551A18****Explanation:**

During processor/memory subsystem initialization, an error was encountered.

**Response:**

The FRU callouts are calculated at the time of the failure. Examine the error log for the actual replacement strategy.

---

**BC551A19****Explanation:**

During processor/memory subsystem initialization, an error was encountered: No associated DMI targeting targets found for given MEMBUF targeting target.

**Response:**

The FRU callouts are calculated at the time of the failure. See the error log for the actual replacement strategy.

---

**BC551A1A****Explanation:**

During processor/memory subsystem initialization, an error was encountered: The targeting type of the input targeting target is not supported by runtime code.

**Response:**

The FRU callouts are calculated at the time of the failure. See the error log for the actual replacement strategy.

---

**BC551A1B****Explanation:**

During processor/memory subsystem initialization, an error was encountered: No processor targeting target was found for the given targeting target.

**Response:**

The FRU callouts are calculated at the time of the failure. See the error log for the actual replacement strategy.

---

**BC551A1C****Explanation:**

Kernel failed to unmap memory.

**Response:**

The FRU callouts are calculated at the time of the failure. See the error log for the actual replacement strategy.

---

**BC551A1D****Explanation:**

During processor/memory subsystem initialization, an error was encountered: PM load complex unknown mode.

**Response:**

The FRU callouts are calculated at the time of the failure. See the error log for the actual replacement strategy.

---

**BC551A1E****Explanation:**

During processor/memory subsystem initialization, an error was encountered: HCODE scom update runtime interface not linked.

**Response:**

The FRU callouts are calculated at the time of the failure. See the error log for the actual replacement strategy.

---

**BC551A1F****Explanation:**

During processor/memory subsystem initialization, an error was encountered: HCODE SCOM update error.

**Response:**

The FRU callouts are calculated at the time of the failure. See the error log for the actual replacement strategy.

---

**BC551A20****Explanation:**

Firmware error during boot.

**Response:**

The FRU callouts are calculated at the time of the failure. See the error log for the actual replacement strategy.

---

**BC551A21****Explanation:**

Platform security problem detected.

**Response:**

The FRU callouts are calculated at the time of the failure. See the error log for the actual replacement strategy.

---

**BC551A22****Explanation:**

Platform security problem detected.

**Response:**

The FRU callouts are calculated at the time of the failure. See the error log for the actual replacement strategy.

---

**BC551A23****Explanation:**

Unexpected boot firmware error.

**Response:**

The FRU callouts are calculated at the time of the failure. See the error log for the actual replacement strategy.

---

**BC551A24****Explanation:**

Platform security problem detected.

**Response:**

The FRU callouts are calculated at the time of the failure. See the error log for the actual replacement strategy.

---

**BC551A25****Explanation:**

Platform security problem detected.

**Response:**

The FRU callouts are calculated at the time of the failure. See the error log for the actual replacement strategy.

---

**BC551A26****Explanation:**

Unexpected boot firmware error.

**Response:**

The FRU callouts are calculated at the time of the failure. See the error log for the actual replacement strategy.

---

**BC551A27****Explanation:**

During processor/memory subsystem initialization, an error was encountered: Unable to fill in HB data memory.

**Response:**

The FRU callouts are calculated at the time of the failure. See the error log for the actual replacement strategy.

---

**BC551A28****Explanation:**

Internal system error occurred.

**Response:**

The FRU callouts are calculated at the time of the failure. See the error log for the actual replacement strategy.

---

**BC551A29****Explanation:**

Internal system error occurred.

**Response:**

The FRU callouts are calculated at the time of the failure. See the error log for the actual replacement strategy.

---

**BC551A2A****Explanation:**

Platform security problem detected.

**Response:**

The FRU callouts are calculated at the time of the failure. See the error log for the actual replacement strategy.

---

**BC551A2B****Explanation:**

Platform security problem detected.

**Response:**

The FRU callouts are calculated at the time of the failure. See the error log for the actual replacement strategy.

---

**BC551A2C****Explanation:**

Platform security problem detected.

**Response:**

The FRU callouts are calculated at the time of the failure. See the error log for the actual replacement strategy.

---

**BC551A2D****Explanation:**

Platform security problem detected.

**Response:**

The FRU callouts are calculated at the time of the failure. See the error log for the actual replacement strategy.

---

**BC551A2E****Explanation:**

Platform security problem detected.

**Response:**

The FRU callouts are calculated at the time of the failure. See the error log for the actual replacement strategy.

---

**BC551A2F****Explanation:**

Platform security problem detected.

**Response:**

The FRU callouts are calculated at the time of the failure. See the error log for the actual replacement strategy.

---

**BC551A30****Explanation:**

Platform security problem detected.

**Response:**

The FRU callouts are calculated at the time of the failure. See the error log for the actual replacement strategy.

---

**BC551A31****Explanation:**

Platform security problem detected.

**Response:**

The FRU callouts are calculated at the time of the failure. See the error log for the actual replacement strategy.

---

**BC551A32****Explanation:**

During processor/memory subsystem initialization, an error was encountered: Error with Firmware Notify request.

**Response:**

The FRU callouts are calculated at the time of the failure. See the error log for the actual replacement strategy.

---

**BC551A34****Explanation:**

During processor/memory subsystem initialization, an error was encountered: SBE error recovery attempt failed.

**Response:**

The FRU callouts are calculated at the time of the failure. See the error log for the actual replacement strategy.

---

**BC551A35****Explanation:**

During processor/memory subsystem initialization, an error was encountered: SBE error recovery attempt failed.

**Response:**

The FRU callouts are calculated at the time of the failure. See the error log for the actual replacement strategy.

---

**BC551A37****Explanation:**

During processor/memory subsystem initialization, an error was encountered: The Firmware Request call failed.

**Response:**

The FRU callouts are calculated at the time of the failure. See the error log for the actual replacement strategy.

---

**BC551A38****Explanation:**

During processor/memory subsystem initialization, an error was encountered: The Firmware Request call failed.

**Response:**

The FRU callouts are calculated at the time of the failure. See the error log for the actual replacement strategy.

---

**BC551A39****Explanation:**

During processor/memory subsystem initialization, an error was encountered: The Firmware Request call failed.

**Response:**

The FRU callouts are calculated at the time of the failure. See the error log for the actual replacement strategy.

---

**BC551A3A****Explanation:**

Firmware encountered an internal error.

**Response:**

The FRU callouts are calculated at the time of the failure. See the error log for the actual replacement strategy.

---

**BC551A3B****Explanation:**

Firmware encountered an internal error.

**Response:**

The FRU callouts are calculated at the time of the failure. See the error log for the actual replacement strategy.

---

**BC551A3C****Explanation:**

During processor/memory subsystem initialization, an error was encountered: Attribute failed to update on HBRT side.

**Response:**

The FRU callouts are calculated at the time of the failure. See the error log for the actual replacement strategy.

---

**BC551A3D****Explanation:**

Hostboot attempted to reserve memory outside of allowed range.

**Response:**

The FRU callouts are calculated at the time of the failure. See the error log for the actual replacement strategy.

---

**BC551A3E****Explanation:**

During processor/memory subsystem initialization, an error was encountered: messages from other nodes have not returned in time.

**Response:**

The FRU callouts are calculated at the time of the failure. See the error log for the actual replacement strategy.

---

**BC551A3F****Explanation:**

During processor/memory subsystem initialization, an error was encountered: sendSBESystemConfig timer thread failed.

**Response:**

The FRU callouts are calculated at the time of the failure. See the error log for the actual replacement strategy.

---

**BC551A40****Explanation:**

Informational log containing historic data.

**Response:**

The FRU callouts are calculated at the time of the failure. See the error log for the actual replacement strategy.

---

**BC551A42****Explanation:**

Failure in the security subsystem.

**Response:**

The FRU callouts are calculated at the time of the failure. See the error log for the actual replacement strategy.

---

**BC551A43****Explanation:**

Failure in the security subsystem.

**Response:**

The FRU callouts are calculated at the time of the failure. See the error log for the actual replacement strategy.

---

**BC551A44****Explanation:**

Firmware error initializing system data structures during boot.

**Response:**

The FRU callouts are calculated at the time of the failure. See the error log for the actual replacement strategy.

---

**BC551B01****Explanation:**

Boot firmware has crashed with an internal error.

**Response:**

The FRU callouts are calculated at the time of the failure. See the error log for the actual replacement strategy.

---

**BC551B02****Explanation:**

Boot firmware has crashed with an internal error.

**Response:**

The FRU callouts are calculated at the time of the failure. See the error log for the actual replacement strategy.

---

**BC551B03****Explanation:**

Boot firmware has crashed with an internal error.

**Response:**

The FRU callouts are calculated at the time of the failure. See the error log for the actual replacement strategy.

---

**BC551C01****Explanation:**

During processor/memory subsystem initialization, an error was encountered.

**Response:**

The FRU callouts are calculated at the time of the failure. Examine the error log for the actual replacement strategy.

---

**BC551C02**

**Explanation:**

During processor/memory subsystem initialization, an error was encountered.

**Response:**

The FRU callouts are calculated at the time of the failure. Examine the error log for the actual replacement strategy.

---

**BC551C03****Explanation:**

During processor/memory subsystem initialization, an error was encountered.

**Response:**

The FRU callouts are calculated at the time of the failure. Examine the error log for the actual replacement strategy.

---

**BC551C05****Explanation:**

During processor/memory subsystem initialization, an error was encountered.

**Response:**

The FRU callouts are calculated at the time of the failure. Examine the error log for the actual replacement strategy.

---

**BC551C06****Explanation:**

During processor/memory subsystem initialization, an error was encountered.

**Response:**

The FRU callouts are calculated at the time of the failure. Examine the error log for the actual replacement strategy.

---

**BC551C07****Explanation:**

During processor/memory subsystem initialization, an error was encountered.

**Response:**

The FRU callouts are calculated at the time of the failure. Examine the error log for the actual replacement strategy.

---

**BC551C08****Explanation:**

During processor/memory subsystem initialization, an error was encountered.

**Response:**

The FRU callouts are calculated at the time of the failure. Examine the error log for the actual replacement strategy.

---

**BC551C09****Explanation:**

During processor/memory subsystem initialization, an error was encountered.

**Response:**

The FRU callouts are calculated at the time of the failure. Examine the error log for the actual replacement strategy.

---

**BC551C0A****Explanation:**

During processor/memory subsystem initialization, an error was encountered.

**Response:**

The FRU callouts are calculated at the time of the failure. Examine the error log for the actual replacement strategy.

---

**BC551D01****Explanation:**

A problem occurred during the IPL of the system.

**Response:**

The FRU callouts are calculated at the time of the failure. Examine the error log for the actual replacement strategy.

---

**BC551D03****Explanation:**

During processor/memory subsystem initialization, an error was encountered.

**Response:**

The FRU callouts are calculated at the time of the failure. Examine the error log for the actual replacement strategy.

---

**BC551D04****Explanation:**

During processor/memory subsystem initialization, an error was encountered.

**Response:**

The FRU callouts are calculated at the time of the failure. Examine the error log for the actual replacement strategy.

---

**BC551D05****Explanation:**

During processor/memory subsystem initialization, an error was encountered.

**Response:**

The FRU callouts are calculated at the time of the failure. Examine the error log for the actual replacement strategy.

---

**BC551D06****Explanation:**

During processor/memory subsystem initialization, an error was encountered.

**Response:**

The FRU callouts are calculated at the time of the failure. Examine the error log for the actual replacement strategy.

---

**BC551D07****Explanation:**

During processor/memory subsystem initialization, an error was encountered.

**Response:**

The FRU callouts are calculated at the time of the failure. Examine the error log for the actual replacement strategy.

---

**BC551D09****Explanation:**

A problem occurred during the IPL of the system.

**Response:**

The FRU callouts are calculated at the time of the failure. Examine the error log for the actual replacement strategy.

---

**BC551D0B****Explanation:**

A problem occurred during the IPL of the system.

**Response:**

The FRU callouts are calculated at the time of the failure. Examine the error log for the actual replacement strategy.

---

**BC551D0D****Explanation:**

A problem occurred during the IPL of the system.

**Response:**

The FRU callouts are calculated at the time of the failure. Examine the error log for the actual replacement strategy.

---

**BC551D0E****Explanation:**

A problem occurred during the IPL of the system.

**Response:**

The FRU callouts are calculated at the time of the failure. Examine the error log for the actual replacement strategy.

---

**BC551D0F****Explanation:**

A problem occurred during the IPL of the system.

**Response:**

The FRU callouts are calculated at the time of the failure. Examine the error log for the actual replacement strategy.

---

**BC551D10****Explanation:**

A problem occurred during the IPL of the system.

**Response:**

The FRU callouts are calculated at the time of the failure. Examine the error log for the actual replacement strategy.

---

**BC551D11****Explanation:**

A problem occurred during the IPL of the system.

**Response:**

The FRU callouts are calculated at the time of the failure. Examine the error log for the actual replacement strategy.

---

**BC551D13****Explanation:**

A problem occurred during the IPL of the system.

**Response:**

The FRU callouts are calculated at the time of the failure. Examine the error log for the actual replacement strategy.

---

**BC551D14****Explanation:**

A problem occurred during the IPL of the system.

**Response:**

The FRU callouts are calculated at the time of the failure. Examine the error log for the actual replacement strategy.

---

**BC551D15****Explanation:**

A problem occurred during the IPL of the system.

**Response:**

The FRU callouts are calculated at the time of the failure. Examine the error log for the actual replacement strategy.

---

**BC551D16****Explanation:**

During processor/memory subsystem initialization, an error was encountered.

**Response:**

The FRU callouts are calculated at the time of the failure. Examine the error log for the actual replacement strategy.

---

**BC551D18****Explanation:**

During processor/memory subsystem initialization, an error was encountered.

**Response:**

The FRU callouts are calculated at the time of the failure. Examine the error log for the actual replacement strategy.

---

**BC551D19****Explanation:**

During processor/memory subsystem initialization, an error was encountered.

**Response:**

The FRU callouts are calculated at the time of the failure. Examine the error log for the actual replacement strategy.

---

**BC551D1A****Explanation:**

During processor/memory subsystem initialization, an error was encountered.

**Response:**

The FRU callouts are calculated at the time of the failure. Examine the error log for the actual replacement strategy.

---

**BC551D1B****Explanation:**

During processor/memory subsystem initialization, an error was encountered.

**Response:**

The FRU callouts are calculated at the time of the failure. Examine the error log for the actual replacement strategy.

---

**BC551D1C****Explanation:**

During processor/memory subsystem initialization, an error was encountered.

**Response:**

The FRU callouts are calculated at the time of the failure. Examine the error log for the actual replacement strategy.

---

**BC551D30****Explanation:**

During processor/memory subsystem initialization, an error was encountered: The VHDR was invalid.

**Response:**

The FRU callouts are calculated at the time of the failure. See the error log for the actual replacement strategy.

---

**BC551D31****Explanation:**

During processor/memory subsystem initialization, an error was encountered: Both VPD read Processor NOR flash and VPD read HW configs are set to false.

**Response:**

The FRU callouts are calculated at the time of the failure. See the error log for the actual replacement strategy.

---

**BC551D32****Explanation:**

During processor/memory subsystem initialization, an error was encountered: writePNOR mm\_remove\_pages FLUSH failed.

**Response:**

The FRU callouts are calculated at the time of the failure. See the error log for the actual replacement strategy.

---

**BC551D33****Explanation:**

During processor/memory subsystem initialization, an error was encountered: Unexpected target type.

**Response:**

The FRU callouts are calculated at the time of the failure. See the error log for the actual replacement strategy.

---

**BC551D34****Explanation:**

During processor/memory subsystem initialization, an error was encountered: Unable to resolve the VPD destination (PNOR or SEEPROM).

**Response:**

The FRU callouts are calculated at the time of the failure. See the error log for the actual replacement strategy.

---

**BC551D35****Explanation:**

Fatal firmware boot error.

**Response:**

The FRU callouts are calculated at the time of the failure. See the error log for the actual replacement strategy.

---

**BC551D36****Explanation:**

During processor/memory subsystem initialization, an error was encountered: Invalid data length.

**Response:**

The FRU callouts are calculated at the time of the failure. See the error log for the actual replacement strategy.

---

**BC551D37****Explanation:**

During processor/memory subsystem initialization, an error was encountered: MBOX send not supported in HBRT.



**Response:**

The FRU callouts are calculated at the time of the failure. See the error log for the actual replacement strategy.

---

**BC551D3B****Explanation:**

During processor/memory subsystem initialization, an error was encountered: Node for VPD is too large.

**Response:**

The FRU callouts are calculated at the time of the failure. See the error log for the actual replacement strategy.

---

**BC551D3C****Explanation:**

Firmware error writing VPD.

**Response:**

The FRU callouts are calculated at the time of the failure. See the error log for the actual replacement strategy.

---

**BC551D3D****Explanation:**

Runtime vital product data update failure.

**Response:**

The FRU callouts are calculated at the time of the failure. See the error log for the actual replacement strategy.

---

**BC551D3E****Explanation:**

Firmware configuration error.

**Response:**

The FRU callouts are calculated at the time of the failure. See the error log for the actual replacement strategy.

---

**BC551D3F****Explanation:**

Firmware error during boot.

**Response:**

The FRU callouts are calculated at the time of the failure. See the error log for the actual replacement strategy.

---

**BC551E01****Explanation:**

During processor/memory subsystem initialization, an error was encountered.

**Response:**

The FRU callouts are calculated at the time of the failure. Examine the error log for the actual replacement strategy.

---

**BC551E02****Explanation:**

During processor/memory subsystem initialization, an error was encountered.

**Response:**

The FRU callouts are calculated at the time of the failure. Examine the error log for the actual replacement strategy.

---

**BC551E03****Explanation:**

A problem occurred during the IPL of the system.

**Response:**

The FRU callouts are calculated at the time of the failure. Examine the error log for the actual replacement strategy.

---

**BC551E05****Explanation:**

A problem occurred during the IPL of the system.

**Response:**

The FRU callouts are calculated at the time of the failure. Examine the error log for the actual replacement strategy.

---

**BC551E06****Explanation:**

A problem occurred during the IPL of the system.

**Response:**

The FRU callouts are calculated at the time of the failure. Examine the error log for the actual replacement strategy.

---

**BC551E07****Explanation:**

A problem occurred during the IPL of the system.

**Response:**

The FRU callouts are calculated at the time of the failure. Examine the error log for the actual replacement strategy.

---

**BC551E09****Explanation:**

Unexpected internal firmware error.

**Response:**

The FRU callouts are calculated at the time of the failure. See the error log for the actual replacement strategy.

---

**BC551E0B****Explanation:**

Security failure occurred during the IPL of the system.

**Response:**

The FRU callouts are calculated at the time of the failure. See the error log for the actual replacement strategy.

---

**BC551E0C****Explanation:**

Firmware Error.

**Response:**

The FRU callouts are calculated at the time of the failure. See the error log for the actual replacement strategy.

---

**BC551E0D****Explanation:**

Firmware Error.

**Response:**

The FRU callouts are calculated at the time of the failure. See the error log for the actual replacement strategy.

---

**BC551E0E****Explanation:**

Platform security problem detected.

**Response:**

The FRU callouts are calculated at the time of the failure. See the error log for the actual replacement strategy.

---

**BC551E0F****Explanation:**

Firmware Error.

**Response:**

The FRU callouts are calculated at the time of the failure. See the error log for the actual replacement strategy.

---

**BC551E10****Explanation:**

Firmware Error.

**Response:**

The FRU callouts are calculated at the time of the failure. See the error log for the actual replacement strategy.

---

**BC551E11****Explanation:**

Firmware Error.

**Response:**

The FRU callouts are calculated at the time of the failure. See the error log for the actual replacement strategy.

---

**BC551E12****Explanation:**

Firmware Error.

**Response:**

The FRU callouts are calculated at the time of the failure. See the error log for the actual replacement strategy.

---

**BC551E13****Explanation:**

Boot firmware integrity issue; Reinstall boot firmware.

**Response:**

The FRU callouts are calculated at the time of the failure. See the error log for the actual replacement strategy.

---

**BC551E14****Explanation:**

Secure Boot failure.

**Response:**

The FRU callouts are calculated at the time of the failure. See the error log for the actual replacement strategy.

---

**BC551E15****Explanation:**

Planar jumper configuration.

**Response:**

The FRU callouts are calculated at the time of the failure. See the error log for the actual replacement strategy.

---

**BC551E16****Explanation:**

A problem occurred during the IPL of the system.

**Response:**

The FRU callouts are calculated at the time of the failure. See the error log for the actual replacement strategy.

---

**BC551E17****Explanation:**

Could not allocate any requested SMF memory.

**Response:**

The FRU callouts are calculated at the time of the failure. See the error log for the actual replacement strategy.

---

**BC551E18****Explanation:**

SMF secure memory allocation request altered to satisfy memory allocation rules.

**Response:**

The FRU callouts are calculated at the time of the failure. See the error log for the actual replacement strategy.

---

**BC551E20**

**Explanation:**

Secure Boot failure.

**Response:**

The FRU callouts are calculated at the time of the failure. See the error log for the actual replacement strategy.

---

**BC551E21****Explanation:**

Secure Boot failure.

**Response:**

The FRU callouts are calculated at the time of the failure. See the error log for the actual replacement strategy.

---

**BC551E22****Explanation:**

Secure Boot failure.

**Response:**

The FRU callouts are calculated at the time of the failure. See the error log for the actual replacement strategy.

---

**BC551E23****Explanation:**

Secure Boot failure.

**Response:**

The FRU callouts are calculated at the time of the failure. See the error log for the actual replacement strategy.

---

**BC551E24****Explanation:**

Secure Boot failure.

**Response:**

The FRU callouts are calculated at the time of the failure. See the error log for the actual replacement strategy.

---

**BC551E25****Explanation:**

Secure Boot failure.

**Response:**

The FRU callouts are calculated at the time of the failure. See the error log for the actual replacement strategy.

---

**BC551E26****Explanation:**

Secure Boot failure.

**Response:**

The FRU callouts are calculated at the time of the failure. See the error log for the actual replacement strategy.

---

**BC551E27****Explanation:**

Secure Boot failure.

**Response:**

The FRU callouts are calculated at the time of the failure. See the error log for the actual replacement strategy.

---

**BC551E28****Explanation:**

Secure Boot failure.

**Response:**

The FRU callouts are calculated at the time of the failure. See the error log for the actual replacement strategy.

---

**BC551E29****Explanation:**

Secure Boot failure.

**Response:**

The FRU callouts are calculated at the time of the failure. See the error log for the actual replacement strategy.

---

**BC551E2A****Explanation:**

Secure Boot failure.

**Response:**

The FRU callouts are calculated at the time of the failure. See the error log for the actual replacement strategy.

---

**BC551E2B****Explanation:**

Secure Boot failure.

**Response:**

The FRU callouts are calculated at the time of the failure. See the error log for the actual replacement strategy.

---

**BC551E2D****Explanation:**

During processor/memory subsystem initialization, an error was encountered: Could not fetch primary TPM's Log.

**Response:**

The FRU callouts are calculated at the time of the failure. See the error log for the actual replacement strategy.

---

**BC551E30****Explanation:**

Trusted Boot failure.

**Response:**

The FRU callouts are calculated at the time of the failure. See the error log for the actual replacement strategy.

---

**BC551E31****Explanation:**

Trusted Boot failure.

**Response:**

The FRU callouts are calculated at the time of the failure. See the error log for the actual replacement strategy.

---

**BC551E32****Explanation:**

Trusted Boot failure.

**Response:**

The FRU callouts are calculated at the time of the failure. See the error log for the actual replacement strategy.

---

**BC551E33****Explanation:**

Trusted Boot failure.

**Response:**

The FRU callouts are calculated at the time of the failure. See the error log for the actual replacement strategy.

---

**BC551E34****Explanation:**

Trusted Boot failure.

**Response:**

The FRU callouts are calculated at the time of the failure. See the error log for the actual replacement strategy.

---

**BC551E41****Explanation:**

A problem occurred during the IPL of the system.

**Response:**

The FRU callouts are calculated at the time of the failure. See the error log for the actual replacement strategy.

---

**BC551E42****Explanation:**

A problem occurred during the IPL of the system.

**Response:**

The FRU callouts are calculated at the time of the failure. See the error log for the actual replacement strategy.

---

**BC551E43****Explanation:**

A problem occurred during the IPL of the system.

**Response:**

The FRU callouts are calculated at the time of the failure. See the error log for the actual replacement strategy.

---

**BC551E44****Explanation:**

Physical Presence was Asserted.

**Response:**

The FRU callouts are calculated at the time of the failure. See the error log for the actual replacement strategy.

---

**BC551E45****Explanation:**

Re-IPLing to open a Physical Presence Window.

**Response:**

The FRU callouts are calculated at the time of the failure. See the error log for the actual replacement strategy.

---

**BC551E46****Explanation:**

A problem occurred during the IPL of the system.

**Response:**

The FRU callouts are calculated at the time of the failure. See the error log for the actual replacement strategy.

---

**BC551E47****Explanation:**

Detected Special Key Clear Request.

**Response:**

The FRU callouts are calculated at the time of the failure. See the error log for the actual replacement strategy.

---

**BC551EA0****Explanation:**

During processor/memory subsystem initialization, an error was encountered: Invalid operation type.

**Response:**

The FRU callouts are calculated at the time of the failure. See the error log for the actual replacement strategy.

---

**BC551EA1****Explanation:**

During processor/memory subsystem initialization, an error was encountered: No Trusted Platform Modules (TPM) found in system.

**Response:**

The FRU callouts are calculated at the time of the failure. See the error log for the actual replacement strategy.

---

**BC551EA2****Explanation:**

During processor/memory subsystem initialization, an error was encountered: Command failure reading Trusted Platform Module (TPM) FW version.

**Response:**

The FRU callouts are calculated at the time of the failure. See the error log for the actual replacement strategy.

---

**BC551EA3****Explanation:**

During processor/memory subsystem initialization, an error was encountered: Command failure reading Trusted Platform Module (TPM) FW version.

**Response:**

The FRU callouts are calculated at the time of the failure. See the error log for the actual replacement strategy.

---

**BC551EA4****Explanation:**

During processor/memory subsystem initialization, an error was encountered: Command failure reading Trusted Platform Module (TPM) FW version.

**Response:**

The FRU callouts are calculated at the time of the failure. See the error log for the actual replacement strategy.

---

**BC551EA5****Explanation:**

During processor/memory subsystem initialization, an error was encountered: Command failure reading Trusted Platform Module (TPM) FW version.

**Response:**

The FRU callouts are calculated at the time of the failure. See the error log for the actual replacement strategy.

---

**BC551EA6****Explanation:**

During processor/memory subsystem initialization, an error was encountered: Unsupported command code during marshal.

**Response:**

The FRU callouts are calculated at the time of the failure. See the error log for the actual replacement strategy.

---

**BC551EA7****Explanation:**

During processor/memory subsystem initialization, an error was encountered: Marshaling error detected.

**Response:**

The FRU callouts are calculated at the time of the failure. See the error log for the actual replacement strategy.

---

**BC551EA8****Explanation:**

During processor/memory subsystem initialization, an error was encountered: Unsupported command code during unmarshal.

**Response:**

The FRU callouts are calculated at the time of the failure. See the error log for the actual replacement strategy.

---

**BC551EA9****Explanation:**

During processor/memory subsystem initialization, an error was encountered: Unmarshaling error detected.

**Response:**

The FRU callouts are calculated at the time of the failure. See the error log for the actual replacement strategy.

---

**BC551EAA****Explanation:**

During processor/memory subsystem initialization, an error was encountered: TPM log buffer add failure.

**Response:**

The FRU callouts are calculated at the time of the failure. See the error log for the actual replacement strategy.

---

**BC551F01****Explanation:**

During processor/memory subsystem initialization, an error was encountered.

**Response:**

The FRU callouts are calculated at the time of the failure. Examine the error log for the actual replacement strategy.

---

**BC55200F****Explanation:**

Error while initializing power management hardware.

**Response:**

Consult FRU list to determine exact failure.

---

**BC552026****Explanation:**

Hardware access error while initializing power management hardware.

**Response:**

Consult FRU list to determine exact failure.

---

**BC552027****Explanation:**

Hardware access error while initializing power management hardware.

**Response:**

Consult FRU list to determine exact failure.

---

**BC552030****Explanation:**

Error accessing VPD information while initializing power management hardware.

**Response:**

Consult FRU list to determine exact failure.

---

**BC552031****Explanation:**

Error accessing VPD information while initializing power management hardware.

**Response:**

Consult FRU list to determine exact failure.

---

**BC552033****Explanation:**

Error accessing VPD information while initializing power management hardware.

**Response:**

Consult FRU list to determine exact failure.

---

**BC552034****Explanation:**

Error accessing VPD information while initializing power management hardware.

**Response:**

Consult FRU list to determine exact failure.

---

**BC552035****Explanation:**

Error accessing VPD information while initializing power management hardware.

**Response:**

Consult FRU list to determine exact failure.

---

**BC55203B****Explanation:**

Hardware error while initializing power management hardware.

**Response:**

Consult FRU list to determine exact failure.

---

**BC55203D****Explanation:**

Error while initializing power management hardware.

**Response:**

Consult FRU list to determine exact failure.

---

**BC552101****Explanation:**

During processor/memory subsystem initialization, an error was encountered.

**Response:**

The FRU callouts are calculated at the time of the failure. Examine the error log for the actual replacement strategy.

---

**BC552102****Explanation:**

During processor/memory subsystem initialization, an error was encountered.

**Response:**

The FRU callouts are calculated at the time of the failure. Examine the error log for the actual replacement strategy.

---

**BC552201****Explanation:**

A problem occurred during the IPL of the system.

**Response:**

The FRU callouts are calculated at the time of the failure. Examine the error log for the actual replacement strategy.

---

**BC552202****Explanation:**

A problem occurred during the IPL of the system.

**Response:**

The FRU callouts are calculated at the time of the failure. Examine the error log for the actual replacement strategy.

---

**BC552203****Explanation:**

A problem occurred during the IPL of the system.

**Response:**

The FRU callouts are calculated at the time of the failure. Examine the error log for the actual replacement strategy.

---

**BC552204****Explanation:**

A problem occurred during the IPL of the system.

**Response:**

The FRU callouts are calculated at the time of the failure. Examine the error log for the actual replacement strategy.

---

**BC552206**

**Explanation:**

A problem occurred during the IPL of the system.

**Response:**

The FRU callouts are calculated at the time of the failure. Examine the error log for the actual replacement strategy.

---

**BC552207****Explanation:**

A problem occurred during the IPL of the system.

**Response:**

The FRU callouts are calculated at the time of the failure. Examine the error log for the actual replacement strategy.

---

**BC552208****Explanation:**

A problem occurred during the IPL of the system.

**Response:**

The FRU callouts are calculated at the time of the failure. Examine the error log for the actual replacement strategy.

---

**BC55220A****Explanation:**

A problem occurred during the IPL of the system.

**Response:**

The FRU callouts are calculated at the time of the failure. Examine the error log for the actual replacement strategy.

---

**BC55220B****Explanation:**

A problem occurred during the IPL of the system.

**Response:**

The FRU callouts are calculated at the time of the failure. Examine the error log for the actual replacement strategy.

---

**BC55220D****Explanation:**

A problem occurred during the IPL of the system.

**Response:**

The FRU callouts are calculated at the time of the failure. Examine the error log for the actual replacement strategy.

---

**BC55220E****Explanation:**

During processor/memory subsystem initialization, an error was encountered.

**Response:**

The FRU callouts are calculated at the time of the failure. Examine the error log for the actual replacement strategy.

---

**BC55220F****Explanation:**

During processor/memory subsystem initialization, an error was encountered.

**Response:**

The FRU callouts are calculated at the time of the failure. Examine the error log for the actual replacement strategy.

---

**BC552210****Explanation:**

A problem occurred during the IPL of the system.

**Response:**

The FRU callouts are calculated at the time of the failure. Examine the error log for the actual replacement strategy.

---

**BC552211****Explanation:**

A problem occurred during the IPL of the system.

**Response:**

The FRU callouts are calculated at the time of the failure. Examine the error log for the actual replacement strategy.

---

**BC552212****Explanation:**

During processor/memory subsystem initialization, an error was encountered.

**Response:**

The FRU callouts are calculated at the time of the failure. Examine the error log for the actual replacement strategy.

---

**BC552213****Explanation:**

During processor/memory subsystem initialization, an error was encountered: Self Boot Engine (SBE) Verion Mismatch with Master Target.

**Response:**

The FRU callouts are calculated at the time of the failure. See the error log for the actual replacement strategy.

---

**BC552214****Explanation:**

During processor/memory subsystem initialization, an error was encountered: Error Associated with Updating this Target.

**Response:**

The FRU callouts are calculated at the time of the failure. See the error log for the actual replacement strategy.

---

**BC552215****Explanation:**

During processor/memory subsystem initialization, an error was encountered: Self Boot Engine (SBE) Image Verion Mismatch with Master Target.

**Response:**

The FRU callouts are calculated at the time of the failure. See the error log for the actual replacement strategy.

---

**BC552216****Explanation:**

A problem occurred while updating processor boot code.

**Response:**

The FRU callouts are calculated at the time of the failure. See the error log for the actual replacement strategy.

---

**BC552217****Explanation:**

Unsupported system configuration.

**Response:**

The FRU callouts are calculated at the time of the failure. See the error log for the actual replacement strategy.

---

**BC552218****Explanation:**

Unsupported system configuration.

**Response:**

The FRU callouts are calculated at the time of the failure. See the error log for the actual replacement strategy.

---

**BC552219****Explanation:**

A problem occurred while updating processor boot code.

**Response:**

The FRU callouts are calculated at the time of the failure. See the error log for the actual replacement strategy.

---

**BC55221A****Explanation:**

A problem occurred while updating processor boot code.

**Response:**

The FRU callouts are calculated at the time of the failure. See the error log for the actual replacement strategy.

---

**BC55221B****Explanation:**

SBE is not being updated.

**Response:**

The FRU callouts are calculated at the time of the failure. See the error log for the actual replacement strategy.

---

**BC55221D****Explanation:**

Chip level is invalid.

**Response:**

The FRU callouts are calculated at the time of the failure. See the error log for the actual replacement strategy.

---

**BC55221E****Explanation:**

A problem occurred while updating processor boot code.

**Response:**

The FRU callouts are calculated at the time of the failure. See the error log for the actual replacement strategy.

---

**BC55221F****Explanation:**

A problem occurred while updating processor boot code.

**Response:**

The FRU callouts are calculated at the time of the failure. See the error log for the actual replacement strategy.

---

**BC552300****Explanation:**

A problem occurred during the IPL of the system.

**Response:**

The FRU callouts are calculated at the time of the failure. See the error log for the actual replacement strategy.

---

**BC552301****Explanation:**

A problem occurred during the IPL of the system.

**Response:**

The FRU callouts are calculated at the time of the failure. See the error log for the actual replacement strategy.

---

**BC552302**



**Explanation:**

A problem occurred during the IPL of the system.

**Response:**

The FRU callouts are calculated at the time of the failure. See the error log for the actual replacement strategy.

---

**BC552303****Explanation:**

A problem occurred during the IPL of the system.

**Response:**

The FRU callouts are calculated at the time of the failure. See the error log for the actual replacement strategy.

---

**BC552310****Explanation:**

A problem occurred during the IPL of the system.

**Response:**

The FRU callouts are calculated at the time of the failure. See the error log for the actual replacement strategy.

---

**BC552401****Explanation:**

Firmware error accessing internal bus during IPL.

**Response:**

The FRU callouts are calculated at the time of the failure. See the error log for the actual replacement strategy.

---

**BC552402****Explanation:**

Hardware error accessing internal bus during IPL.

**Response:**

The FRU callouts are calculated at the time of the failure. See the error log for the actual replacement strategy.

---

**BC552403****Explanation:**

Firmware error accessing internal bus during IPL.

**Response:**

The FRU callouts are calculated at the time of the failure. See the error log for the actual replacement strategy.

---

**BC552404****Explanation:**

During processor/memory subsystem initialization, an error was encountered: Error(s) found in OPB and/or LPCHC Status Register.

**Response:**

The FRU callouts are calculated at the time of the failure. See the error log for the actual replacement strategy.

---

**BC552405****Explanation:**

During processor/memory subsystem initialization, an error was encountered: Unsupported Reset Level requested.

**Response:**

The FRU callouts are calculated at the time of the failure. See the error log for the actual replacement strategy.

---

**BC552406****Explanation:**

Firmware error during boot flash diagnostics.

**Response:**

The FRU callouts are calculated at the time of the failure. See the error log for the actual replacement strategy.

---

**BC552407****Explanation:**

Firmware error during boot flash diagnostics.

**Response:**

The FRU callouts are calculated at the time of the failure. See the error log for the actual replacement strategy.

---

**BC552408****Explanation:**

Firmware error during boot flash diagnostics.

**Response:**

The FRU callouts are calculated at the time of the failure. See the error log for the actual replacement strategy.

---

**BC552409****Explanation:**

Firmware error during boot flash diagnostics.

**Response:**

The FRU callouts are calculated at the time of the failure. See the error log for the actual replacement strategy.

---

**BC55240A****Explanation:**

Errors found in LPCHC Status Register.

**Response:**

The FRU callouts are calculated at the time of the failure. See the error log for the actual replacement strategy.

---

**BC552501**

**Explanation:**

Firmware error during system boot.

**Response:**

The FRU callouts are calculated at the time of the failure. See the error log for the actual replacement strategy.

---

**BC552502****Explanation:**

Firmware error.

**Response:**

The FRU callouts are calculated at the time of the failure. See the error log for the actual replacement strategy.

---

**BC552503****Explanation:**

Firmware error during IPMI event handling.

**Response:**

The FRU callouts are calculated at the time of the failure. See the error log for the actual replacement strategy.

---

**BC552504****Explanation:**

During processor/memory subsystem initialization, an error was encountered: Command not valid for this sensor.

**Response:**

The FRU callouts are calculated at the time of the failure. See the error log for the actual replacement strategy.

---

**BC552505****Explanation:**

During processor/memory subsystem initialization, an error was encountered: Set sensor reading command failed.

**Response:**

The FRU callouts are calculated at the time of the failure. See the error log for the actual replacement strategy.

---

**BC552506****Explanation:**

During processor/memory subsystem initialization, an error was encountered: Set sensor reading command failed.

**Response:**

The FRU callouts are calculated at the time of the failure. See the error log for the actual replacement strategy.

---

**BC552507****Explanation:**

During processor/memory subsystem initialization, an error was encountered: Requested sensor is not present.

**Response:**

The FRU callouts are calculated at the time of the failure. See the error log for the actual replacement strategy.

---

**BC552508****Explanation:**

During processor/memory subsystem initialization, an error was encountered: Set sensor reading command failed.

**Response:**

The FRU callouts are calculated at the time of the failure. See the error log for the actual replacement strategy.

---

**BC552509****Explanation:**

Unexpected IPMI completion code from the BMC.

**Response:**

The FRU callouts are calculated at the time of the failure. See the error log for the actual replacement strategy.

---

**BC55250A****Explanation:**

The DCMi command to retrieve the power limit data from the BMC has failed, the user defined power limit cannot be applied.

**Response:**

The FRU callouts are calculated at the time of the failure. See the error log for the actual replacement strategy.

---

**BC55250B****Explanation:**

Request to get sensor reading IPMI completion code can be seen in userdata1 field of the log.

**Response:**

The FRU callouts are calculated at the time of the failure. See the error log for the actual replacement strategy.

---

**BC55250C****Explanation:**

During processor/memory subsystem initialization, an error was encountered: Request to get sensor type form the bmc failed.

**Response:**

The FRU callouts are calculated at the time of the failure. See the error log for the actual replacement strategy.

---

**BC55250D****Explanation:**

Unable to determine sensor information.

**Response:**

The FRU callouts are calculated at the time of the failure. See the error log for the actual replacement strategy.

---

**BC55250E****Explanation:**

During processor/memory subsystem initialization, an error was encountered: VPD data is invalid size.

**Response:**

The FRU callouts are calculated at the time of the failure. See the error log for the actual replacement strategy.

---

**BC55250F****Explanation:**

The passed in sensor number is not valid.

**Response:**

The FRU callouts are calculated at the time of the failure. See the error log for the actual replacement strategy.

---

**BC552510****Explanation:**

Unable to find a valid sensor setting.

**Response:**

The FRU callouts are calculated at the time of the failure. See the error log for the actual replacement strategy.

---

**BC552601****Explanation:**

During processor/memory subsystem initialization, an error was encountered: OCC is not valid.

**Response:**

The FRU callouts are calculated at the time of the failure. See the error log for the actual replacement strategy.

---

**BC552602****Explanation:**

During processor/memory subsystem initialization, an error was encountered: Throttle numerator calculated doesn't meet min utilization.

**Response:**

The FRU callouts are calculated at the time of the failure. See the error log for the actual replacement strategy.

---

**BC552603****Explanation:**

During processor/memory subsystem initialization, an error was encountered: Throttle HW procedure calculated an invalid numerator value.

**Response:**

The FRU callouts are calculated at the time of the failure. See the error log for the actual replacement strategy.

---

**BC552605****Explanation:**

During processor/memory subsystem initialization, an error was encountered: OCC not ready for target state.

**Response:**

The FRU callouts are calculated at the time of the failure. See the error log for the actual replacement strategy.

---

**BC552606****Explanation:**

During processor/memory subsystem initialization, an error was encountered: Unable to read attributes.

**Response:**

The FRU callouts are calculated at the time of the failure. See the error log for the actual replacement strategy.

---

**BC55260E****Explanation:**

During processor/memory subsystem initialization, an error was encountered: Unable to send cmd to OCC exception.

**Response:**

The FRU callouts are calculated at the time of the failure. See the error log for the actual replacement strategy.

---

**BC552616****Explanation:**

During processor/memory subsystem initialization, an error was encountered: OCCs did not all reach active state, system will be in Safe Mode.

**Response:**

The FRU callouts are calculated at the time of the failure. See the error log for the actual replacement strategy.

---

**BC552618****Explanation:**

During processor/memory subsystem initialization, an error was encountered: Invalid response length received.

**Response:**

The FRU callouts are calculated at the time of the failure. See the error log for the actual replacement strategy.

---

**BC552619****Explanation:**

During processor/memory subsystem initialization, an error was encountered: OCC response had checksum failure.

**Response:**

The FRU callouts are calculated at the time of the failure. See the error log for the actual replacement strategy.

---

**BC55261B****Explanation:**

During processor/memory subsystem initialization, an error was encountered: Invalid length in OCC response.

**Response:**

The FRU callouts are calculated at the time of the failure. See the error log for the actual replacement strategy.

---

**BC55261C****Explanation:**

During processor/memory subsystem initialization, an error was encountered: Invalid POLL response length.

**Response:**

The FRU callouts are calculated at the time of the failure. See the error log for the actual replacement strategy.

---

**BC55261D****Explanation:**

During processor/memory subsystem initialization, an error was encountered: Bad FRU data received in OCC error log.

**Response:**

The FRU callouts are calculated at the time of the failure. See the error log for the actual replacement strategy.

---

**BC552622****Explanation:**

During processor/memory subsystem initialization, an error was encountered: Invalid role is POLL response.

**Response:**

The FRU callouts are calculated at the time of the failure. See the error log for the actual replacement strategy.

---

**BC552623****Explanation:**

During processor/memory subsystem initialization, an error was encountered: Ignoring invalid command.

**Response:**

The FRU callouts are calculated at the time of the failure. See the error log for the actual replacement strategy.

---

**BC552624****Explanation:**

During processor/memory subsystem initialization, an error was encountered: No functional OCCs were found.

**Response:**

The FRU callouts are calculated at the time of the failure. See the error log for the actual replacement strategy.

---

**BC552625****Explanation:**

During processor/memory subsystem initialization, an error was encountered: OCCs were not loaded/started successfully.

**Response:**

The FRU callouts are calculated at the time of the failure. See the error log for the actual replacement strategy.

---

**BC552626****Explanation:**

During processor/memory subsystem initialization, an error was encountered: OCC did not change to requested state.

**Response:**

The FRU callouts are calculated at the time of the failure. See the error log for the actual replacement strategy.

---

**BC552635****Explanation:**

During processor/memory subsystem initialization, an error was encountered: Timeout waiting for OCC response.

**Response:**

The FRU callouts are calculated at the time of the failure. See the error log for the actual replacement strategy.

---

**BC552645****Explanation:**

During processor/memory subsystem initialization, an error was encountered: No OCC target found for proc Target,.

**Response:**

The FRU callouts are calculated at the time of the failure. See the error log for the actual replacement strategy.

---

**BC552655**

**Explanation:**

During processor/memory subsystem initialization, an error was encountered: No OCC master was found.

**Response:**

The FRU callouts are calculated at the time of the failure. See the error log for the actual replacement strategy.

---

**BC552656****Explanation:**

During processor/memory subsystem initialization, an error was encountered: OCC reset threshold reached. Leaving OCCs in reset state.

**Response:**

The FRU callouts are calculated at the time of the failure. See the error log for the actual replacement strategy.

---

**BC552663****Explanation:**

During processor/memory subsystem initialization, an error was encountered: Invalid OCC error log data.

**Response:**

The FRU callouts are calculated at the time of the failure. See the error log for the actual replacement strategy.

---

**BC55267D****Explanation:**

During processor/memory subsystem initialization, an error was encountered: Bad FRU data received in OCC error log.

**Response:**

The FRU callouts are calculated at the time of the failure. See the error log for the actual replacement strategy.

---

**BC55267F****Explanation:**

During processor/memory subsystem initialization, an error was encountered: No FRU callouts found for non-info OCC Error.

**Response:**

The FRU callouts are calculated at the time of the failure. See the error log for the actual replacement strategy.

---

**BC552701****Explanation:**

During processor/memory subsystem initialization, an error was encountered: Invalid operation type.

**Response:**

The FRU callouts are calculated at the time of the failure. See the error log for the actual replacement strategy.

---

**BC552702****Explanation:**

A problem was detected during the IPL of the system: Device type not supported.

**Response:**

The FRU callouts are calculated at the time of the failure. See the error log for the actual replacement strategy.

---

**BC552703****Explanation:**

During processor/memory subsystem initialization, an error was encountered: TPM attribute was not found.

**Response:**

The FRU callouts are calculated at the time of the failure. See the error log for the actual replacement strategy.

---

**BC552704****Explanation:**

During processor/memory subsystem initialization, an error was encountered: Invalid TPM chip to access.

**Response:**

The FRU callouts are calculated at the time of the failure. See the error log for the actual replacement strategy.

---

**BC552705****Explanation:**

During processor/memory subsystem initialization, an error was encountered: I2C master entity path doesn't exist.

**Response:**

The FRU callouts are calculated at the time of the failure. See the error log for the actual replacement strategy.

---

**BC552706****Explanation:**

During processor/memory subsystem initialization, an error was encountered: I2C master path target is null.

**Response:**

The FRU callouts are calculated at the time of the failure. See the error log for the actual replacement strategy.

---

**BC552707****Explanation:**

During processor/memory subsystem initialization, an error was encountered: Invalid address offset size.

**Response:**

The FRU callouts are calculated at the time of the failure. See the error log for the actual replacement strategy.

---

---

**BC552708****Explanation:**

A problem occurred during the IPL of the system: TPM buffer is too large.

**Response:**

The FRU callouts are calculated at the time of the failure. See the error log for the actual replacement strategy.

---

**BC552709****Explanation:**

A problem occurred during the IPL of the system: TPM underflow.

**Response:**

The FRU callouts are calculated at the time of the failure. See the error log for the actual replacement strategy.

---

**BC55270A****Explanation:**

A problem occurred during the IPL of the system: TPM timeout.

**Response:**

The FRU callouts are calculated at the time of the failure. See the error log for the actual replacement strategy.

---

**BC55270B****Explanation:**

During processor/memory subsystem initialization, an error was encountered: Invalid operation type.

**Response:**

The FRU callouts are calculated at the time of the failure. See the error log for the actual replacement strategy.

---

**BC55270C****Explanation:**

During processor/memory subsystem initialization, an error was encountered: Invalid address offset size.

**Response:**

The FRU callouts are calculated at the time of the failure. See the error log for the actual replacement strategy.

---

**BC55270D****Explanation:**

A trusted platform module (TPM) that was expected to be present was not detected properly.

**Response:**

The FRU callouts are calculated at the time of the failure. See the error log for the actual replacement strategy.

---

---

**BC55270E****Explanation:**

Trusted boot problem detected.

**Response:**

The FRU callouts are calculated at the time of the failure. See the error log for the actual replacement strategy.

---

**BC55270F****Explanation:**

Trusted boot problem detected.

**Response:**

The FRU callouts are calculated at the time of the failure. See the error log for the actual replacement strategy.

---

**BC552710****Explanation:**

Unexpected trusted boot related failure.

**Response:**

The FRU callouts are calculated at the time of the failure. See the error log for the actual replacement strategy.

---

**BC552711****Explanation:**

Unexpected trusted boot related failure.

**Response:**

The FRU callouts are calculated at the time of the failure. See the error log for the actual replacement strategy.

---

**BC552801****Explanation:**

Firmware error communicating with boot device.

**Response:**

The FRU callouts are calculated at the time of the failure. See the error log for the actual replacement strategy.

---

**BC552802****Explanation:**

Firmware error communicating with boot device.

**Response:**

The FRU callouts are calculated at the time of the failure. See the error log for the actual replacement strategy.

---

**BC552803****Explanation:**

Firmware error communicating with boot device.

**Response:**

The FRU callouts are calculated at the time of the failure. See the error log for the actual replacement strategy.

---

**BC552804****Explanation:**

Firmware error communicating with boot device.

**Response:**

The FRU callouts are calculated at the time of the failure. See the error log for the actual replacement strategy.

---

**BC552806****Explanation:**

Firmware logic bug detected.

**Response:**

The FRU callouts are calculated at the time of the failure. See the error log for the actual replacement strategy.

---

**BC552810****Explanation:**

During processor/memory subsystem initialization, an error was encountered: Timeout waiting for upstream FIFO to have room to write.

**Response:**

The FRU callouts are calculated at the time of the failure. See the error log for the actual replacement strategy.

---

**BC552811****Explanation:**

During processor/memory subsystem initialization, an error was encountered: EOT not received before downstream buffer full.

**Response:**

The FRU callouts are calculated at the time of the failure. See the error log for the actual replacement strategy.

---

**BC552812****Explanation:**

During processor/memory subsystem initialization, an error was encountered: The distance to the status header is not within the response buffer.

**Response:**

The FRU callouts are calculated at the time of the failure. See the error log for the actual replacement strategy.

---

**BC552813****Explanation:**

During processor/memory subsystem initialization, an error was encountered: Status header does not start

with magic number or non-zero primary or secondary status.

**Response:**

The FRU callouts are calculated at the time of the failure. See the error log for the actual replacement strategy.

---

**BC552814****Explanation:**

During processor/memory subsystem initialization, an error was encountered: Timeout waiting for downstream FIFO to have data to receive.

**Response:**

The FRU callouts are calculated at the time of the failure. See the error log for the actual replacement strategy.

---

**BC552815****Explanation:**

Firmware error communicating with boot device.

**Response:**

The FRU callouts are calculated at the time of the failure. See the error log for the actual replacement strategy.

---

**BC552816****Explanation:**

Firmware error communicating with boot device.

**Response:**

The FRU callouts are calculated at the time of the failure. See the error log for the actual replacement strategy.

---

**BC552817****Explanation:**

Firmware error communicating with boot device.

**Response:**

The FRU callouts are calculated at the time of the failure. See the error log for the actual replacement strategy.

---

**BC552818****Explanation:**

Firmware error communicating with boot device.

**Response:**

The FRU callouts are calculated at the time of the failure. See the error log for the actual replacement strategy.

---

**BC552819****Explanation:**

Firmware error communicating with boot device.

**Response:**

The FRU callouts are calculated at the time of the failure. See the error log for the actual replacement strategy.

---

**BC55281A****Explanation:**

During processor/memory subsystem initialization, an error was encountered: If the size of the FFDC package exceeds our allocated buffer size, we log it.

**Response:**

The FRU callouts are calculated at the time of the failure. See the error log for the actual replacement strategy.

---

**BC552831****Explanation:**

Firmware error communicating with boot device.

**Response:**

The FRU callouts are calculated at the time of the failure. See the error log for the actual replacement strategy.

---

**BC552832****Explanation:**

Firmware error communicating with boot device.

**Response:**

The FRU callouts are calculated at the time of the failure. See the error log for the actual replacement strategy.

---

**BC552833****Explanation:**

Firmware error communicating with boot device.

**Response:**

The FRU callouts are calculated at the time of the failure. See the error log for the actual replacement strategy.

---

**BC552834****Explanation:**

Firmware error communicating with boot device.

**Response:**

The FRU callouts are calculated at the time of the failure. See the error log for the actual replacement strategy.

---

**BC552835****Explanation:**

Firmware error communicating with boot device.

**Response:**

The FRU callouts are calculated at the time of the failure. See the error log for the actual replacement strategy.

---

**BC552836****Explanation:**

Firmware error communicating with boot device.

**Response:**

The FRU callouts are calculated at the time of the failure. See the error log for the actual replacement strategy.

---

**BC552837****Explanation:**

Firmware error communicating with boot device.

**Response:**

The FRU callouts are calculated at the time of the failure. See the error log for the actual replacement strategy.

---

**BC552838****Explanation:**

Firmware error communicating with boot device.

**Response:**

The FRU callouts are calculated at the time of the failure. See the error log for the actual replacement strategy.

---

**BC552839****Explanation:**

Firmware error communicating with boot device.

**Response:**

The FRU callouts are calculated at the time of the failure. See the error log for the actual replacement strategy.

---

**BC55283A****Explanation:**

Firmware error communicating with boot device.

**Response:**

The FRU callouts are calculated at the time of the failure. See the error log for the actual replacement strategy.

---

**BC55283B****Explanation:**

Firmware error communicating with boot device.

**Response:**

The FRU callouts are calculated at the time of the failure. See the error log for the actual replacement strategy.

---

**BC55283C****Explanation:**

Firmware error communicating with boot device.

**Response:**

The FRU callouts are calculated at the time of the failure. See the error log for the actual replacement strategy.



---

**BC55283D****Explanation:**

During processor/memory subsystem initialization, an error was encountered: Unable to inform OPAL of SBE failure.

**Response:**

The FRU callouts are calculated at the time of the failure. See the error log for the actual replacement strategy.

---

**BC552850****Explanation:**

A problem occurred during the IPL.

**Response:**

The FRU callouts are calculated at the time of the failure. See the error log for the actual replacement strategy.

---

**BC552851****Explanation:**

A problem occurred during the IPL.

**Response:**

The FRU callouts are calculated at the time of the failure. See the error log for the actual replacement strategy.

---

**BC552852****Explanation:**

During processor/memory subsystem initialization, an error was encountered: SBE booted from unexpected side.

**Response:**

The FRU callouts are calculated at the time of the failure. See the error log for the actual replacement strategy.

---

**BC552853****Explanation:**

During processor/memory subsystem initialization, an error was encountered: There is no recovery action on the SBE. We're guarding this proc.

**Response:**

The FRU callouts are calculated at the time of the failure. See the error log for the actual replacement strategy.

---

**BC552854****Explanation:**

The SBE did not start, we will attempt a reboot if possible.

**Response:**

The FRU callouts are calculated at the time of the failure. See the error log for the actual replacement strategy.

---

---

**BC552856****Explanation:**

During processor/memory subsystem initialization, an error was encountered: This function was called incorrectly or there is a new enum that is not handled yet.

**Response:**

The FRU callouts are calculated at the time of the failure. See the error log for the actual replacement strategy.

---

**BC552857****Explanation:**

FFDC associated with boot device failing to boot.

**Response:**

The FRU callouts are calculated at the time of the failure. See the error log for the actual replacement strategy.

---

**BC552858****Explanation:**

A processor in the system has failed to initialize.

**Response:**

The FRU callouts are calculated at the time of the failure. See the error log for the actual replacement strategy.

---

**BC55285B****Explanation:**

Extra FFDC gathered, marked information event.

**Response:**

The FRU callouts are calculated at the time of the failure. See the error log for the actual replacement strategy.

---

**BC55285C****Explanation:**

Processor Error.

**Response:**

The FRU callouts are calculated at the time of the failure. See the error log for the actual replacement strategy.

---

**BC55285D****Explanation:**

Processor Error.

**Response:**

The FRU callouts are calculated at the time of the failure. See the error log for the actual replacement strategy.

---

**BC55285E****Explanation:**

Processor Error.

---

**Response:**

The FRU callouts are calculated at the time of the failure. See the error log for the actual replacement strategy.

---

**BC55285F****Explanation:**

During processor/memory subsystem initialization, an error was encountered: Call to PSU Chip Op returned an unexpected message type.

**Response:**

The FRU callouts are calculated at the time of the failure. See the error log for the actual replacement strategy.

---

**BC552861****Explanation:**

During processor/memory subsystem initialization, an error was encountered: Could not register mailbox message queue.

**Response:**

The FRU callouts are calculated at the time of the failure. See the error log for the actual replacement strategy.

---

**BC552862****Explanation:**

Processor Error.

**Response:**

The FRU callouts are calculated at the time of the failure. See the error log for the actual replacement strategy.

---

**BC552BA0****Explanation:**

Failure detected in security subsystem.

**Response:**

The FRU callouts are calculated at the time of the failure. See the error log for the actual replacement strategy.

---

**BC552BA2****Explanation:**

Failure detected in security subsystem.

**Response:**

The FRU callouts are calculated at the time of the failure. See the error log for the actual replacement strategy.

---

**BC552BA3****Explanation:**

Failure detected in security subsystem.

**Response:**

The FRU callouts are calculated at the time of the failure. See the error log for the actual replacement strategy.

---

**BC552BA4****Explanation:**

Failure detected in security subsystem.

**Response:**

The FRU callouts are calculated at the time of the failure. See the error log for the actual replacement strategy.

---

**BC552BA5****Explanation:**

Failure detected in security subsystem.

**Response:**

The FRU callouts are calculated at the time of the failure. See the error log for the actual replacement strategy.

---

**BC552BA6****Explanation:**

Failure detected in security subsystem.

**Response:**

The FRU callouts are calculated at the time of the failure. See the error log for the actual replacement strategy.

---

**BC552BA7****Explanation:**

Failure detected in security subsystem.

**Response:**

The FRU callouts are calculated at the time of the failure. See the error log for the actual replacement strategy.

---

**BC552BA8****Explanation:**

Failure detected in security subsystem.

**Response:**

The FRU callouts are calculated at the time of the failure. See the error log for the actual replacement strategy.

---

**BC552BA9****Explanation:**

During processor/memory subsystem initialization, an error was encountered: Unmarshal error while replaying tpm log.

**Response:**

The FRU callouts are calculated at the time of the failure. See the error log for the actual replacement strategy.

---

**BC552BAA**

**Explanation:**

TPM log overflow.

**Response:**

The FRU callouts are calculated at the time of the failure. See the error log for the actual replacement strategy.

---

**BC552BAB****Explanation:**

TPM log operation failure.

**Response:**

The FRU callouts are calculated at the time of the failure. See the error log for the actual replacement strategy.

---

**BC552BAC****Explanation:**

TPM log buffer init failure.

**Response:**

The FRU callouts are calculated at the time of the failure. See the error log for the actual replacement strategy.

---

**BC552BAD****Explanation:**

The system is configured for Secure Boot and trusted platform module required mode; at least one functional trusted platform module is required to boot the system, but none are available. Therefore, the system will terminate. Trusted platform module required mode may be disabled via the appropriate systems management interface to allow platform boot without the remote trusted attestation capability. Look for other errors which call out the trusted platform module and follow the repair actions for these errors.

**Response:**

The FRU callouts are calculated at the time of the failure. See the error log for the actual replacement strategy.

---

**BC552BAE****Explanation:**

Failure detected in security subsystem.

**Response:**

The FRU callouts are calculated at the time of the failure. See the error log for the actual replacement strategy.

---

**BC552BAF****Explanation:**

Failure detected in security subsystem.

**Response:**

The FRU callouts are calculated at the time of the failure. See the error log for the actual replacement strategy.

---

**BC552BB0****Explanation:**

TPM log invalid format.

**Response:**

The FRU callouts are calculated at the time of the failure. See the error log for the actual replacement strategy.

---

**BC552BB1****Explanation:**

Firmware error during system boot.

**Response:**

The FRU callouts are calculated at the time of the failure. See the error log for the actual replacement strategy.

---

**BC552BB2****Explanation:**

Firmware error during system boot.

**Response:**

The FRU callouts are calculated at the time of the failure. See the error log for the actual replacement strategy.

---

**BC552BB3****Explanation:**

Firmware error during system boot.

**Response:**

The FRU callouts are calculated at the time of the failure. See the error log for the actual replacement strategy.

---

**BC552BB4****Explanation:**

Platform security problem detected.

**Response:**

The FRU callouts are calculated at the time of the failure. See the error log for the actual replacement strategy.

---

**BC552BB5****Explanation:**

Failure detected in security subsystem.

**Response:**

The FRU callouts are calculated at the time of the failure. See the error log for the actual replacement strategy.

---

**BC552BB7****Explanation:**

Trusted Boot failure.

**Response:**

The FRU callouts are calculated at the time of the failure. See the error log for the actual replacement strategy.

---

**BC552BB8****Explanation:**

Trusted boot failure.

**Response:**

The FRU callouts are calculated at the time of the failure. See the error log for the actual replacement strategy.

---

**BC552BB9****Explanation:**

Trusted boot failure.

**Response:**

The FRU callouts are calculated at the time of the failure. See the error log for the actual replacement strategy.

---

**BC552BBA****Explanation:**

Trusted boot failure.

**Response:**

The FRU callouts are calculated at the time of the failure. See the error log for the actual replacement strategy.

---

**BC552BBB****Explanation:**

Trusted boot failure.

**Response:**

The FRU callouts are calculated at the time of the failure. See the error log for the actual replacement strategy.

---

**BC552BBC****Explanation:**

Trusted boot failure.

**Response:**

The FRU callouts are calculated at the time of the failure. See the error log for the actual replacement strategy.

---

**BC552BBD****Explanation:**

trustedboot failure.

**Response:**

The FRU callouts are calculated at the time of the failure. See the error log for the actual replacement strategy.

---

**BC553325****Explanation:**

During processor/memory subsystem initialization, an error was encountered: Unable to resolve other end of xbus.

**Response:**

The FRU callouts are calculated at the time of the failure. See the error log for the actual replacement strategy.

---

**BC553326****Explanation:**

During processor/memory subsystem initialization, an error was encountered: Unable to resolve other end of xbus.

**Response:**

The FRU callouts are calculated at the time of the failure. See the error log for the actual replacement strategy.

---

**BC553327****Explanation:**

Firmware Error.

**Response:**

The FRU callouts are calculated at the time of the failure. See the error log for the actual replacement strategy.

---

**BC553328****Explanation:**

Firmware Error.

**Response:**

The FRU callouts are calculated at the time of the failure. See the error log for the actual replacement strategy.

---

**BC553329****Explanation:**

Firmware Error.

**Response:**

The FRU callouts are calculated at the time of the failure. See the error log for the actual replacement strategy.

---

**BC55332A****Explanation:**

Firmware Error.

**Response:**

The FRU callouts are calculated at the time of the failure. See the error log for the actual replacement strategy.

---

**BC55332B****Explanation:**

Firmware Error.

**Response:**

The FRU callouts are calculated at the time of the failure. See the error log for the actual replacement strategy.

---

**BC55332C****Explanation:**

Firmware Error.

**Response:**

The FRU callouts are calculated at the time of the failure. See the error log for the actual replacement strategy.

---

**BC55332D****Explanation:**

Firmware Error.

**Response:**

The FRU callouts are calculated at the time of the failure. See the error log for the actual replacement strategy.

---

**BC55332E****Explanation:**

Firmware Error.

**Response:**

The FRU callouts are calculated at the time of the failure. See the error log for the actual replacement strategy.

---

**BC55332F****Explanation:**

Firmware Error.

**Response:**

The FRU callouts are calculated at the time of the failure. See the error log for the actual replacement strategy.

---

**BC553330****Explanation:**

Firmware Error.

**Response:**

The FRU callouts are calculated at the time of the failure. See the error log for the actual replacement strategy.

---

**BC553331****Explanation:**

Firmware Error.

**Response:**

The FRU callouts are calculated at the time of the failure. See the error log for the actual replacement strategy.

---

**BC553332****Explanation:**

Firmware Error.

**Response:**

The FRU callouts are calculated at the time of the failure. See the error log for the actual replacement strategy.

---

**BC553333****Explanation:**

Firmware Error.

**Response:**

The FRU callouts are calculated at the time of the failure. See the error log for the actual replacement strategy.

---

**BC553334****Explanation:**

During processor/memory subsystem initialization, an error was encountered: platGetMBvdpdMemoryDataVersion could not find the expected 1 mba from the passed dimm target.

**Response:**

The FRU callouts are calculated at the time of the failure. See the error log for the actual replacement strategy.

---

**BC553335****Explanation:**

During processor/memory subsystem initialization, an error was encountered: platGetMBvdpdMemoryDataVersion could not find an mba parent target from the passed in dimm target.

**Response:**

The FRU callouts are calculated at the time of the failure. See the error log for the actual replacement strategy.

---

**BC553336****Explanation:**

During processor/memory subsystem initialization, an error was encountered: platGetMBvdpdMemoryDataVersion could not find any child mba's from the passed in target of type TYPE\_MEMBUF.

**Response:**

The FRU callouts are calculated at the time of the failure. See the error log for the actual replacement strategy.

---

**BC553337****Explanation:**

During processor/memory subsystem initialization, an error was encountered: platGetMBvdpdMemoryDataVersion requires a target of type TYPE\_MBA or TYPE\_MEMBUF.

**Response:**

The FRU callouts are calculated at the time of the failure. See the error log for the actual replacement strategy.

---

**BC553339****Explanation:**

Internal firmware error.

**Response:**

The FRU callouts are calculated at the time of the failure. See the error log for the actual replacement strategy.

---

**BC55333A****Explanation:**

Internal firmware error.

**Response:**

The FRU callouts are calculated at the time of the failure. See the error log for the actual replacement strategy.

---

**BC55333B****Explanation:**

Internal firmware error.

**Response:**

The FRU callouts are calculated at the time of the failure. See the error log for the actual replacement strategy.

---

**BC55333C****Explanation:**

Internal firmware error.

**Response:**

The FRU callouts are calculated at the time of the failure. See the error log for the actual replacement strategy.

---

**BC55333D****Explanation:**

Internal firmware error.

**Response:**

The FRU callouts are calculated at the time of the failure. See the error log for the actual replacement strategy.

---

**BC55333E****Explanation:**

Internal firmware error.

**Response:**

The FRU callouts are calculated at the time of the failure. See the error log for the actual replacement strategy.

---

**BC553340****Explanation:**

Internal firmware error.

**Response:**

The FRU callouts are calculated at the time of the failure. See the error log for the actual replacement strategy.

---

**BC553343****Explanation:**

Internal firmware error.

**Response:**

The FRU callouts are calculated at the time of the failure. See the error log for the actual replacement strategy.

---

**BC553403****Explanation:**

A problem occurred while running processor boot code.

**Response:**

The FRU callouts are calculated at the time of the failure. See the error log for the actual replacement strategy.

---

**BC553404****Explanation:**

A problem occurred while running processor boot code.

**Response:**

The FRU callouts are calculated at the time of the failure. See the error log for the actual replacement strategy.

---

**BC553405****Explanation:**

A problem occurred while running processor boot code.

**Response:**

The FRU callouts are calculated at the time of the failure. See the error log for the actual replacement strategy.

---

**BC553406****Explanation:**

A problem occurred while running processor boot code.

**Response:**

The FRU callouts are calculated at the time of the failure. See the error log for the actual replacement strategy.

---

**BC553407****Explanation:**

A problem occurred while running processor boot code.

**Response:**

The FRU callouts are calculated at the time of the failure. See the error log for the actual replacement strategy.

---

**BC553408****Explanation:**

A problem occurred while running processor boot code.

**Response:**

The FRU callouts are calculated at the time of the failure. See the error log for the actual replacement strategy.

---

**BC553409****Explanation:**

A problem occurred while running processor boot code.

**Response:**

The FRU callouts are calculated at the time of the failure. See the error log for the actual replacement strategy.

---

**BC55340A****Explanation:**

A problem occurred while running processor boot code.

**Response:**

The FRU callouts are calculated at the time of the failure. See the error log for the actual replacement strategy.

---

**BC55340B****Explanation:**

A problem occurred while running processor boot code.

**Response:**

The FRU callouts are calculated at the time of the failure. See the error log for the actual replacement strategy.

---

**BC55340C****Explanation:**

A problem occurred while running processor boot code.

**Response:**

The FRU callouts are calculated at the time of the failure. See the error log for the actual replacement strategy.

---

**BC55340F****Explanation:**

Failed to load boot firmware.

**Response:**

The FRU callouts are calculated at the time of the failure. See the error log for the actual replacement strategy.

---

**BC553501****Explanation:**

During processor/memory subsystem initialization, an error was encountered: Invalid operation type.

**Response:**

The FRU callouts are calculated at the time of the failure. See the error log for the actual replacement strategy.

---

**BC553502****Explanation:**

A problem was detected during the IPL of the system: Device type not supported.

**Response:**

The FRU callouts are calculated at the time of the failure. See the error log for the actual replacement strategy.

---

**BC553503****Explanation:**

During processor/memory subsystem initialization, an error was encountered: NVDIMM attribute was not found.

**Response:**

The FRU callouts are calculated at the time of the failure. See the error log for the actual replacement strategy.

---

**BC553505****Explanation:**

During processor/memory subsystem initialization, an error was encountered: I2C master entity path doesn't exist.

**Response:**

The FRU callouts are calculated at the time of the failure. See the error log for the actual replacement strategy.

---

**BC553506****Explanation:**

During processor/memory subsystem initialization, an error was encountered: I2C master path target is null.

**Response:**

The FRU callouts are calculated at the time of the failure. See the error log for the actual replacement strategy.

---

**BC553507****Explanation:**

During processor/memory subsystem initialization, an error was encountered: Invalid address offset size.

**Response:**

The FRU callouts are calculated at the time of the failure. See the error log for the actual replacement strategy.

---

**BC553508****Explanation:**

A problem occurred during the IPL of the system: I2C buffer offset is too large.

**Response:**

The FRU callouts are calculated at the time of the failure. See the error log for the actual replacement strategy.

---

**BC553509****Explanation:**

During processor/memory subsystem initialization, an error was encountered: I2C write page size is zero.

**Response:**

The FRU callouts are calculated at the time of the failure. See the error log for the actual replacement strategy.

---

**BC55350A****Explanation:**

During processor/memory subsystem initialization, an error was encountered: NVDIMM register offset out of bound.

**Response:**

The FRU callouts are calculated at the time of the failure. See the error log for the actual replacement strategy.

---

**BC55350D****Explanation:**

NVDIMM timed out.

**Response:**

The FRU callouts are calculated at the time of the failure. See the error log for the actual replacement strategy.

---

**BC55350E****Explanation:**

NVDIMM timed out.

**Response:**

The FRU callouts are calculated at the time of the failure. See the error log for the actual replacement strategy.

---

**BC55350F****Explanation:**

NVDIMM timed out.

**Response:**

The FRU callouts are calculated at the time of the failure. See the error log for the actual replacement strategy.

---

**BC553512****Explanation:**

NVDIMM encountered error setting the energy source policy.

**Response:**

The FRU callouts are calculated at the time of the failure. See the error log for the actual replacement strategy.

---

**BC553516****Explanation:**

Encountered error performing internal operation on NVDIMM.

**Response:**

The FRU callouts are calculated at the time of the failure. See the error log for the actual replacement strategy.

---

**BC553517****Explanation:**

NVDIMM timed out.

**Response:**

The FRU callouts are calculated at the time of the failure. See the error log for the actual replacement strategy.

---

**BC553518****Explanation:**

NVDIMM encountered error arming save trigger.

**Response:**

The FRU callouts are calculated at the time of the failure. See the error log for the actual replacement strategy.

---

**BC553519****Explanation:**

NVDIMM error erasing data image.

**Response:**

The FRU callouts are calculated at the time of the failure. See the error log for the actual replacement strategy.

---

**BC55351A****Explanation:**

NVDIMM failed to restore data.

**Response:**

The FRU callouts are calculated at the time of the failure. See the error log for the actual replacement strategy.

---

**BC55351B**



**Explanation:**

NVDIMM not ready.

**Response:**

The FRU callouts are calculated at the time of the failure. See the error log for the actual replacement strategy.

---

**BC55351C****Explanation:**

Internal firmware error.

**Response:**

The FRU callouts are calculated at the time of the failure. See the error log for the actual replacement strategy.

---

**BC55351D****Explanation:**

NVDIMM not updated.

**Response:**

The FRU callouts are calculated at the time of the failure. See the error log for the actual replacement strategy.

---

**BC55351E****Explanation:**

NVDIMM not updated.

**Response:**

The FRU callouts are calculated at the time of the failure. See the error log for the actual replacement strategy.

---

**BC55351F****Explanation:**

NVDIMM not updated.

**Response:**

The FRU callouts are calculated at the time of the failure. See the error log for the actual replacement strategy.

---

**BC553520****Explanation:**

NVDIMM not updated.

**Response:**

The FRU callouts are calculated at the time of the failure. See the error log for the actual replacement strategy.

---

**BC553521****Explanation:**

NVDIMM not updated.

**Response:**

The FRU callouts are calculated at the time of the failure. See the error log for the actual replacement strategy.

---

**BC553522****Explanation:**

NVDIMM not updated.

**Response:**

The FRU callouts are calculated at the time of the failure. See the error log for the actual replacement strategy.

---

**BC553523****Explanation:**

NVDIMM not updated.

**Response:**

The FRU callouts are calculated at the time of the failure. See the error log for the actual replacement strategy.

---

**BC553524****Explanation:**

NVDIMM not updated.

**Response:**

The FRU callouts are calculated at the time of the failure. See the error log for the actual replacement strategy.

---

**BC553525****Explanation:**

NVDIMM not updated.

**Response:**

The FRU callouts are calculated at the time of the failure. See the error log for the actual replacement strategy.

---

**BC553526****Explanation:**

NVDIMM not updated.

**Response:**

The FRU callouts are calculated at the time of the failure. See the error log for the actual replacement strategy.

---

**BC553527****Explanation:**

NVDIMM not updated.

**Response:**

The FRU callouts are calculated at the time of the failure. See the error log for the actual replacement strategy.

---

**BC553528****Explanation:**

NVDIMM update started.

**Response:**

The FRU callouts are calculated at the time of the failure. See the error log for the actual replacement strategy.

---

**BC553529****Explanation:**

NVDIMM was successfully updated.

**Response:**

The FRU callouts are calculated at the time of the failure. See the error log for the actual replacement strategy.

---

**BC55352A****Explanation:**

NVDIMM error generating encryption keys.

**Response:**

The FRU callouts are calculated at the time of the failure. See the error log for the actual replacement strategy.

---

**BC55352B****Explanation:**

NVDIMM error erasing data image.

**Response:**

The FRU callouts are calculated at the time of the failure. See the error log for the actual replacement strategy.

---

**BC55352C****Explanation:**

NVDIMM error during Catastrophic Save.

**Response:**

The FRU callouts are calculated at the time of the failure. See the error log for the actual replacement strategy.

---

**BC55352D****Explanation:**

NVDIMM failed module health status check.

**Response:**

The FRU callouts are calculated at the time of the failure. See the error log for the actual replacement strategy.

---

**BC55352E****Explanation:**

NVDIMM failed module health status check.

**Response:**

The FRU callouts are calculated at the time of the failure. See the error log for the actual replacement strategy.

---

**BC55352F****Explanation:**

NVDIMM failed module health status check.

**Response:**

The FRU callouts are calculated at the time of the failure. See the error log for the actual replacement strategy.

---

**BC553538****Explanation:**

NVDIMM failed module health status check.

**Response:**

The FRU callouts are calculated at the time of the failure. See the error log for the actual replacement strategy.

---

**BC55353E****Explanation:**

NVDIMM failed to enable event notifications.

**Response:**

The FRU callouts are calculated at the time of the failure. See the error log for the actual replacement strategy.

---

**BC55353F****Explanation:**

NVDIMM register error.

**Response:**

The FRU callouts are calculated at the time of the failure. See the error log for the actual replacement strategy.

---

**BC553540****Explanation:**

NVDIMM encryption error.

**Response:**

The FRU callouts are calculated at the time of the failure. See the error log for the actual replacement strategy.

---

**BC553541****Explanation:**

NVDIMM register error.

**Response:**

The FRU callouts are calculated at the time of the failure. See the error log for the actual replacement strategy.

---

**BC553542****Explanation:**

NVDIMM register error.

**Response:**

The FRU callouts are calculated at the time of the failure. See the error log for the actual replacement strategy.

---

**BC553543****Explanation:**

NVDIMM encryption error.

**Response:**

The FRU callouts are calculated at the time of the failure. See the error log for the actual replacement strategy.

---

**BC553544**

**Explanation:**

NVDIMM encryption error.

**Response:**

The FRU callouts are calculated at the time of the failure. See the error log for the actual replacement strategy.

---

**BC553545**

**Explanation:**

NVDIMM encryption error.

**Response:**

The FRU callouts are calculated at the time of the failure. See the error log for the actual replacement strategy.

---

**BC553546**

**Explanation:**

NVDIMM encryption error.

**Response:**

The FRU callouts are calculated at the time of the failure. See the error log for the actual replacement strategy.

---

**BC553548**

**Explanation:**

NVDIMM encryption error.

**Response:**

The FRU callouts are calculated at the time of the failure. See the error log for the actual replacement strategy.

---

**BC553549**

**Explanation:**

NVDIMM ES health check failed.

**Response:**

The FRU callouts are calculated at the time of the failure. See the error log for the actual replacement strategy.

---

**BC55354A**

**Explanation:**

NVDIMM ES health check failed.

**Response:**

The FRU callouts are calculated at the time of the failure. See the error log for the actual replacement strategy.

---

**BC55354B**

**Explanation:**

NVDIMM ES health check failed.

**Response:**

The FRU callouts are calculated at the time of the failure. See the error log for the actual replacement strategy.

---

**BC55354C**

**Explanation:**

NVDIMM ES health check failed.

**Response:**

The FRU callouts are calculated at the time of the failure. See the error log for the actual replacement strategy.

---

**BC55354D**

**Explanation:**

NVDIMM NVM health check failed.

**Response:**

The FRU callouts are calculated at the time of the failure. See the error log for the actual replacement strategy.

---

**BC55354E**

**Explanation:**

NVDIMM logging error.

**Response:**

The FRU callouts are calculated at the time of the failure. See the error log for the actual replacement strategy.

---

**BC55354F**

**Explanation:**

NVDIMM logging error.

**Response:**

The FRU callouts are calculated at the time of the failure. See the error log for the actual replacement strategy.

---

**BC553550**

**Explanation:**

NVDIMM incorrect firmware slot.

**Response:**

The FRU callouts are calculated at the time of the failure. See the error log for the actual replacement strategy.

---

**BC553551**

**Explanation:**

NVDIMM error during nvdimm erase.

**Response:**

The FRU callouts are calculated at the time of the failure. See the error log for the actual replacement strategy.

---

---

**BC553552****Explanation:**

NVDIMM failed the arm precheck and is unable to arm.

**Response:**

The FRU callouts are calculated at the time of the failure. See the error log for the actual replacement strategy.

---

**BC553553****Explanation:**

NVDIMM failed to ARM.

**Response:**

The FRU callouts are calculated at the time of the failure. See the error log for the actual replacement strategy.

---

**BC553554****Explanation:**

NVDIMM requires an arm retry.

**Response:**

The FRU callouts are calculated at the time of the failure. See the error log for the actual replacement strategy.

---

**BC553555****Explanation:**

NVDIMM not updated.

**Response:**

The FRU callouts are calculated at the time of the failure. See the error log for the actual replacement strategy.

---

**BC553556****Explanation:**

NVDIMM not running latest firmware level.

**Response:**

The FRU callouts are calculated at the time of the failure. See the error log for the actual replacement strategy.

---

**BC553557****Explanation:**

NVDIMM erase error.

**Response:**

The FRU callouts are calculated at the time of the failure. See the error log for the actual replacement strategy.

---

**BC553558****Explanation:**

NVDIMM erase error.

**Response:**

The FRU callouts are calculated at the time of the failure. See the error log for the actual replacement strategy.

---

**BC553601****Explanation:**

A problem occurred during the IPL of the system: Invalid data length for a SCOM operation.

**Response:**

The FRU callouts are calculated at the time of the failure. See the error log for the actual replacement strategy.

---

**BC553602****Explanation:**

A problem occurred during the IPL of the system: Invalid target type for a SCOM operation.

**Response:**

The FRU callouts are calculated at the time of the failure. See the error log for the actual replacement strategy.

---

**BC553603****Explanation:**

A problem occurred during the IPL of the system: Invalid operation type for a SCOM operation.

**Response:**

The FRU callouts are calculated at the time of the failure. See the error log for the actual replacement strategy.

---

**BC553604****Explanation:**

A problem occurred during the IPL of the system: Invalid address for a SCOM operation.

**Response:**

The FRU callouts are calculated at the time of the failure. See the error log for the actual replacement strategy.

---

**BC553701****Explanation:**

Unexpected memory subsystem firmware error.

**Response:**

The FRU callouts are calculated at the time of the failure. See the error log for the actual replacement strategy.

---

**BC553702****Explanation:**

Unexpected memory subsystem firmware error.

**Response:**

The FRU callouts are calculated at the time of the failure. See the error log for the actual replacement strategy.

---

**BC553703****Explanation:**

Unexpected memory subsystem firmware error.

**Response:**

The FRU callouts are calculated at the time of the failure. See the error log for the actual replacement strategy.

---

**BC553704****Explanation:**

Unexpected memory subsystem firmware error.

**Response:**

The FRU callouts are calculated at the time of the failure. See the error log for the actual replacement strategy.

---

**BC553705****Explanation:**

Unexpected memory subsystem firmware error.

**Response:**

The FRU callouts are calculated at the time of the failure. See the error log for the actual replacement strategy.

---

**BC553706****Explanation:**

Unexpected memory subsystem firmware error.

**Response:**

The FRU callouts are calculated at the time of the failure. See the error log for the actual replacement strategy.

---

**BC553707****Explanation:**

Unexpected memory subsystem firmware error.

**Response:**

The FRU callouts are calculated at the time of the failure. See the error log for the actual replacement strategy.

---

**BC553708****Explanation:**

Unexpected memory subsystem firmware error.

**Response:**

The FRU callouts are calculated at the time of the failure. See the error log for the actual replacement strategy.

---

**BC553709****Explanation:**

Unexpected memory subsystem firmware error.

**Response:**

The FRU callouts are calculated at the time of the failure. See the error log for the actual replacement strategy.

---

**BC55370A****Explanation:**

Unexpected memory subsystem firmware error.

**Response:**

The FRU callouts are calculated at the time of the failure. See the error log for the actual replacement strategy.

---

**BC553901****Explanation:**

Error occurred during system boot.

**Response:**

The FRU callouts are calculated at the time of the failure. See the error log for the actual replacement strategy.

---

**BC553902****Explanation:**

Error occurred during system boot.

**Response:**

The FRU callouts are calculated at the time of the failure. See the error log for the actual replacement strategy.

---

**BC554101****Explanation:**

A problem occurred during the IPL of the system: Internal Firmware Error.

**Response:**

The FRU callouts are calculated at the time of the failure. See the error log for the actual replacement strategy.

---

**BC554102****Explanation:**

A problem occurred during the IPL of the system: Internal Firmware Error.

**Response:**

The FRU callouts are calculated at the time of the failure. See the error log for the actual replacement strategy.

---

**BC554103****Explanation:**

Unexpected IPL firmware data format error.

**Response:**

The FRU callouts are calculated at the time of the failure. See the error log for the actual replacement strategy.

---

**BC554104**

**Explanation:**

Unexpected IPL firmware data format error.

**Response:**

The FRU callouts are calculated at the time of the failure. See the error log for the actual replacement strategy.

---

**BC554105****Explanation:**

Unexpected IPL firmware data format error.

**Response:**

The FRU callouts are calculated at the time of the failure. See the error log for the actual replacement strategy.

---

**BC554106****Explanation:**

Unsupported device found during firmware IPL.

**Response:**

The FRU callouts are calculated at the time of the failure. See the error log for the actual replacement strategy.

---

**BC554107****Explanation:**

Unexpected boot firmware data format error.

**Response:**

The FRU callouts are calculated at the time of the failure. See the error log for the actual replacement strategy.

---

**BC554108****Explanation:**

Unexpected IPL firmware data format error.

**Response:**

The FRU callouts are calculated at the time of the failure. See the error log for the actual replacement strategy.

---

**BC554109****Explanation:**

Unexpected IPL firmware data format error.

**Response:**

The FRU callouts are calculated at the time of the failure. See the error log for the actual replacement strategy.

---

**BC55410A****Explanation:**

PCIe hotplug controller flash update failure.

**Response:**

The FRU callouts are calculated at the time of the failure. See the error log for the actual replacement strategy.

---

**BC55410B****Explanation:**

PCIe hotplug controller flash update failure.

**Response:**

The FRU callouts are calculated at the time of the failure. See the error log for the actual replacement strategy.

---

**BC55410C****Explanation:**

A problem occurred during the IPL of the system: Internal Firmware Error.

**Response:**

The FRU callouts are calculated at the time of the failure. See the error log for the actual replacement strategy.

---

**BC55410D****Explanation:**

Unexpected IPL firmware data format error.

**Response:**

The FRU callouts are calculated at the time of the failure. See the error log for the actual replacement strategy.

---

**BC55430C****Explanation:**

A problem occurred during IPL of the system.

**Response:**

The FRU callouts are calculated at the time of the failure. See the error log for the actual replacement strategy.

---

**BC55430D****Explanation:**

A problem occurred during IPL of the system.

**Response:**

The FRU callouts are calculated at the time of the failure. See the error log for the actual replacement strategy.

---

**BC55430E****Explanation:**

A problem occurred during IPL of the system.

**Response:**

The FRU callouts are calculated at the time of the failure. See the error log for the actual replacement strategy.

---

**BC55430F****Explanation:**

A problem occurred during IPL of the system.

**Response:**

The FRU callouts are calculated at the time of the failure. See the error log for the actual replacement strategy.

---

**BC5543FB****Explanation:**

Informational log associated with DIMM updates.

**Response:**

The FRU callouts are calculated at the time of the failure. See the error log for the actual replacement strategy.

---

**BC5543FC****Explanation:**

Informational log associated with DIMM updates.

**Response:**

The FRU callouts are calculated at the time of the failure. See the error log for the actual replacement strategy.

---

**BC5543FD****Explanation:**

Informational log associated with DIMM updates.

**Response:**

The FRU callouts are calculated at the time of the failure. See the error log for the actual replacement strategy.

---

**BC5543FE****Explanation:**

Informational log associated with DIMM updates.

**Response:**

The FRU callouts are calculated at the time of the failure. See the error log for the actual replacement strategy.

---

**BC554601****Explanation:**

A problem occurred during the IPL of the system.

**Response:**

The FRU callouts are calculated at the time of the failure. See the error log for the actual replacement strategy.

---

**BC554705****Explanation:**

A problem occurred during the IPL of the system.

**Response:**

The FRU callouts are calculated at the time of the failure. See the error log for the actual replacement strategy.

---

**BC554708****Explanation:**

A problem occurred during the IPL of the system.

**Response:**

The FRU callouts are calculated at the time of the failure. See the error log for the actual replacement strategy.

---

**BC559001****Explanation:**

Firmware encountered an internal error while retrieving target data.

**Response:**

The FRU callouts are calculated at the time of the failure. See the error log for the actual replacement strategy.

---

**BC559002****Explanation:**

Firmware encountered an internal error while retrieving target data.

**Response:**

The FRU callouts are calculated at the time of the failure. See the error log for the actual replacement strategy.

---

**BC559003****Explanation:**

Firmware encountered an internal error while retrieving attribute data.

**Response:**

The FRU callouts are calculated at the time of the failure. See the error log for the actual replacement strategy.

---

**BC559004****Explanation:**

Firmware encountered an internal error while retrieving attribute data.

**Response:**

The FRU callouts are calculated at the time of the failure. See the error log for the actual replacement strategy.

---

**BC559005****Explanation:**

Firmware encountered an internal error.

**Response:**

The FRU callouts are calculated at the time of the failure. See the error log for the actual replacement strategy.

---

**BC559006****Explanation:**

Firmware encountered an internal error while retrieving target data.

**Response:**

The FRU callouts are calculated at the time of the failure. See the error log for the actual replacement strategy.

---

**BC55900A****Explanation:**

Firmware encountered an internal error.

**Response:**

The FRU callouts are calculated at the time of the failure. See the error log for the actual replacement strategy.

---

**BC55900B****Explanation:**

Firmware encountered an internal error.

**Response:**

The FRU callouts are calculated at the time of the failure. See the error log for the actual replacement strategy.

---

**BC55900D****Explanation:**

Firmware encountered an internal error.

**Response:**

The FRU callouts are calculated at the time of the failure. See the error log for the actual replacement strategy.

---

**BC55900E****Explanation:**

Firmware encountered an internal error.

**Response:**

The FRU callouts are calculated at the time of the failure. See the error log for the actual replacement strategy.

---

**BC55900F****Explanation:**

Firmware encountered an internal error.

**Response:**

The FRU callouts are calculated at the time of the failure. See the error log for the actual replacement strategy.

---

**BC559010****Explanation:**

Firmware encountered an internal error.

**Response:**

The FRU callouts are calculated at the time of the failure. See the error log for the actual replacement strategy.

---

**BC559011****Explanation:**

During processor/memory subsystem initialization, an error was encountered: Failed trying to add another entry to a mainstore area address range array.

**Response:**

The FRU callouts are calculated at the time of the failure. See the error log for the actual replacement strategy.

---

**BC559012****Explanation:**

During processor/memory subsystem initialization, an error was encountered: Attempted to add a RAM FRU for an invalid mainstore area.

**Response:**

The FRU callouts are calculated at the time of the failure. See the error log for the actual replacement strategy.

---

**BC559014****Explanation:**

Firmware encountered an internal error while retrieving target handle.

**Response:**

The FRU callouts are calculated at the time of the failure. See the error log for the actual replacement strategy.

---

**BC559015****Explanation:**

Firmware encountered an internal error.

**Response:**

The FRU callouts are calculated at the time of the failure. See the error log for the actual replacement strategy.

---

**BC559016****Explanation:**

Firmware encountered an internal error.

**Response:**

The FRU callouts are calculated at the time of the failure. See the error log for the actual replacement strategy.

---

**BC559017****Explanation:**

Firmware encountered an internal error.

**Response:**

The FRU callouts are calculated at the time of the failure. See the error log for the actual replacement strategy.

---

**BC559018****Explanation:**

Firmware encountered an internal error.



**Response:**

The FRU callouts are calculated at the time of the failure. See the error log for the actual replacement strategy.

---

**BC559019****Explanation:**

Firmware encountered an internal error.

**Response:**

The FRU callouts are calculated at the time of the failure. See the error log for the actual replacement strategy.

---

**BC55901A****Explanation:**

Firmware encountered an internal error.

**Response:**

The FRU callouts are calculated at the time of the failure. See the error log for the actual replacement strategy.

---

**BC55901B****Explanation:**

Firmware encountered an internal error.

**Response:**

The FRU callouts are calculated at the time of the failure. See the error log for the actual replacement strategy.

---

**BC55901C****Explanation:**

Firmware encountered an internal error.

**Response:**

The FRU callouts are calculated at the time of the failure. See the error log for the actual replacement strategy.

---

**BC55901E****Explanation:**

Firmware encountered an internal error while getting obus brick ID.

**Response:**

The FRU callouts are calculated at the time of the failure. See the error log for the actual replacement strategy.

---

**BC55901F****Explanation:**

Firmware encountered an internal error while getting obus frequency bucket.

**Response:**

The FRU callouts are calculated at the time of the failure. See the error log for the actual replacement strategy.

---

**BC559020****Explanation:**

Firmware encountered an internal error while finding proc model and ec.

**Response:**

The FRU callouts are calculated at the time of the failure. See the error log for the actual replacement strategy.

---

**BC559021****Explanation:**

Firmware encountered an internal error while retrieving obus pll frequency values.

**Response:**

The FRU callouts are calculated at the time of the failure. See the error log for the actual replacement strategy.

---

**BC55E504****Explanation:**

During processor/memory subsystem initialization, an error was encountered: CEC hardware failure detected.

**Response:**

The FRU callouts are calculated at the time of the failure. See the error log for the actual replacement strategy.

---

**BC55E540****Explanation:**

During processor/memory subsystem initialization, an error was encountered: CEC hardware failure detected. Cause is most likely hardware, but there are other callouts including Software or Next Level Support.

**Response:**

The FRU callouts are calculated at the time of the failure. See the error log for the actual replacement strategy.

---

**BC55E550****Explanation:**

During processor/memory subsystem initialization, an error was encountered: CEC hardware failure detected. Cause is most likely Software, but there are also Hardware callouts.

**Response:**

The FRU callouts are calculated at the time of the failure. See the error log for the actual replacement strategy.

---

**BC55E560****Explanation:**

During processor/memory subsystem initialization, an error was encountered: CEC hardware failure detected. Cause is most likely Software.

---

**Response:**

The FRU callouts are calculated at the time of the failure. See the error log for the actual replacement strategy.

---

**BC55E570****Explanation:**

During processor/memory subsystem initialization, an error was encountered: An errorlog containing extra FFDC collected by the HWP.

**Response:**

The FRU callouts are calculated at the time of the failure. See the error log for the actual replacement strategy.

---

**BC55E580****Explanation:**

Chip diagnosis did not find any chip with an attention.

**Response:**

The FRU callouts are calculated at the time of the failure. See the error log for the actual replacement strategy.

---

**BC55E582****Explanation:**

During processor/memory subsystem initialization, an error was encountered: Invalid configuration in CS FIR Data handling.

**Response:**

The FRU callouts are calculated at the time of the failure. See the error log for the actual replacement strategy.

---

**BC55E583****Explanation:**

During processor/memory subsystem initialization, an error was encountered: NULL system target.

**Response:**

The FRU callouts are calculated at the time of the failure. See the error log for the actual replacement strategy.

---

**BC560102****Explanation:**

During processor/memory subsystem initialization, an error was encountered.

**Response:**

The FRU callouts are calculated at the time of the failure. Examine the error log for the actual replacement strategy.

---

**BC560103****Explanation:**

During processor/memory subsystem initialization, an error was encountered.

**Response:**

The FRU callouts are calculated at the time of the failure. Examine the error log for the actual replacement strategy.

---

**BC560104****Explanation:**

During processor/memory subsystem initialization, an error was encountered.

**Response:**

The FRU callouts are calculated at the time of the failure. Examine the error log for the actual replacement strategy.

---

**BC560105****Explanation:**

During processor/memory subsystem initialization, an error was encountered.

**Response:**

The FRU callouts are calculated at the time of the failure. Examine the error log for the actual replacement strategy.

---

**BC560107****Explanation:**

During processor/memory subsystem initialization, an error was encountered.

**Response:**

The FRU callouts are calculated at the time of the failure. Examine the error log for the actual replacement strategy.

---

**BC560202****Explanation:**

During processor/memory subsystem initialization, an error was encountered.

**Response:**

The FRU callouts are calculated at the time of the failure. Examine the error log for the actual replacement strategy.

---

**BC560203****Explanation:**

During processor/memory subsystem initialization, an error was encountered.

**Response:**

The FRU callouts are calculated at the time of the failure. Examine the error log for the actual replacement strategy.

---

**BC560204****Explanation:**

During processor/memory subsystem initialization, an error was encountered.

**Response:**

The FRU callouts are calculated at the time of the failure. Examine the error log for the actual replacement strategy.

---

**BC560301****Explanation:**

During processor/memory subsystem initialization, an error was encountered.

**Response:**

The FRU callouts are calculated at the time of the failure. Examine the error log for the actual replacement strategy.

---

**BC560302****Explanation:**

During processor/memory subsystem initialization, an error was encountered.

**Response:**

The FRU callouts are calculated at the time of the failure. Examine the error log for the actual replacement strategy.

---

**BC560303****Explanation:**

During processor/memory subsystem initialization, an error was encountered.

**Response:**

The FRU callouts are calculated at the time of the failure. Examine the error log for the actual replacement strategy.

---

**BC560305****Explanation:**

During processor/memory subsystem initialization, an error was encountered.

**Response:**

The FRU callouts are calculated at the time of the failure. Examine the error log for the actual replacement strategy.

---

**BC560306****Explanation:**

During processor/memory subsystem initialization, an error was encountered.

**Response:**

The FRU callouts are calculated at the time of the failure. Examine the error log for the actual replacement strategy.

---

**BC560307****Explanation:**

During processor/memory subsystem initialization, an error was encountered.

**Response:**

The FRU callouts are calculated at the time of the failure. Examine the error log for the actual replacement strategy.

---

**BC560308****Explanation:**

During processor/memory subsystem initialization, an error was encountered.

**Response:**

The FRU callouts are calculated at the time of the failure. Examine the error log for the actual replacement strategy.

---

**BC560309****Explanation:**

During processor/memory subsystem initialization, an error was encountered: Scm Translate not supported for this type.

**Response:**

The FRU callouts are calculated at the time of the failure. See the error log for the actual replacement strategy.

---

**BC56030A****Explanation:**

During processor/memory subsystem initialization, an error was encountered: Scm Translation did not modify the address.

**Response:**

The FRU callouts are calculated at the time of the failure. See the error log for the actual replacement strategy.

---

**BC56030C****Explanation:**

Firmware error during system IPL.

**Response:**

The FRU callouts are calculated at the time of the failure. See the error log for the actual replacement strategy.

---

**BC56030D****Explanation:**

Firmware error during system IPL.

**Response:**

The FRU callouts are calculated at the time of the failure. See the error log for the actual replacement strategy.

---

**BC56030E****Explanation:**

A problem occurred during the IPL of the system.

**Response:**

The FRU callouts are calculated at the time of the failure. See the error log for the actual replacement strategy.

---

**BC56030F****Explanation:**

During processor/memory subsystem initialization, an error was encountered: Bits 0:11 in user supplied data is not zero.

**Response:**

The FRU callouts are calculated at the time of the failure. See the error log for the actual replacement strategy.

---

**BC560310****Explanation:**

During processor/memory subsystem initialization, an error was encountered: No read op on form 1 indirect scom.

**Response:**

The FRU callouts are calculated at the time of the failure. See the error log for the actual replacement strategy.

---

**BC560311****Explanation:**

During processor/memory subsystem initialization, an error was encountered: Hypervisor wakeup failed.

**Response:**

The FRU callouts are calculated at the time of the failure. See the error log for the actual replacement strategy.

---

**BC560312****Explanation:**

During processor/memory subsystem initialization, an error was encountered: Wakeup runtime interface not linked.

**Response:**

The FRU callouts are calculated at the time of the failure. See the error log for the actual replacement strategy.

---

**BC560313****Explanation:**

During processor/memory subsystem initialization, an error was encountered: Disabling special wakeup when not enabled.

**Response:**

The FRU callouts are calculated at the time of the failure. See the error log for the actual replacement strategy.

---

**BC560314****Explanation:**

During processor/memory subsystem initialization, an error was encountered: Scom Translate not supported for this type.

**Response:**

The FRU callouts are calculated at the time of the failure. See the error log for the actual replacement strategy.

---

**BC560315****Explanation:**

During processor/memory subsystem initialization, an error was encountered: Error from Hypervisor attempting SCOM.

**Response:**

The FRU callouts are calculated at the time of the failure. See the error log for the actual replacement strategy.

---

**BC560316****Explanation:**

During processor/memory subsystem initialization, an error was encountered: Buffer size is less than allowed or NULL data buffer.

**Response:**

The FRU callouts are calculated at the time of the failure. See the error log for the actual replacement strategy.

---

**BC560317****Explanation:**

During processor/memory subsystem initialization, an error was encountered: Scom invalid operation type.

**Response:**

The FRU callouts are calculated at the time of the failure. See the error log for the actual replacement strategy.

---

**BC560318****Explanation:**

Secure Boot failure.

**Response:**

The FRU callouts are calculated at the time of the failure. See the error log for the actual replacement strategy.

---

**BC560319****Explanation:**

Secure Boot failure.

**Response:**

The FRU callouts are calculated at the time of the failure. See the error log for the actual replacement strategy.

---

**BC56031A****Explanation:**

Secure Boot failure.

**Response:**

The FRU callouts are calculated at the time of the failure. See the error log for the actual replacement strategy.

---

**BC56031B**

**Explanation:**

Secure Boot failure.

**Response:**

The FRU callouts are calculated at the time of the failure. See the error log for the actual replacement strategy.

---

**BC56031C**

**Explanation:**

Secure Boot failure.

**Response:**

The FRU callouts are calculated at the time of the failure. See the error log for the actual replacement strategy.

---

**BC56031D**

**Explanation:**

During processor/memory subsystem initialization, an error was encountered: Invalid mode parm for wakeup operation.

**Response:**

The FRU callouts are calculated at the time of the failure. See the error log for the actual replacement strategy.

---

**BC56031E**

**Explanation:**

During processor/memory subsystem initialization, an error was encountered: Unexpectedly forcing wakeup off when the counter is non-zero, implies a bug in the code flow.

**Response:**

The FRU callouts are calculated at the time of the failure. See the error log for the actual replacement strategy.

---

**BC56031F**

**Explanation:**

During processor/memory subsystem initialization, an error was encountered: Unsupported multicast op.

**Response:**

The FRU callouts are calculated at the time of the failure. See the error log for the actual replacement strategy.

---

**BC560401**

**Explanation:**

During processor/memory subsystem initialization, an error was encountered.

**Response:**

The FRU callouts are calculated at the time of the failure. Examine the error log for the actual replacement strategy.

---

**BC560402**

**Explanation:**

During processor/memory subsystem initialization, an error was encountered.

**Response:**

The FRU callouts are calculated at the time of the failure. Examine the error log for the actual replacement strategy.

---

**BC560403**

**Explanation:**

During processor/memory subsystem initialization, an error was encountered.

**Response:**

The FRU callouts are calculated at the time of the failure. Examine the error log for the actual replacement strategy.

---

**BC560404**

**Explanation:**

During processor/memory subsystem initialization, an error was encountered.

**Response:**

The FRU callouts are calculated at the time of the failure. Examine the error log for the actual replacement strategy.

---

**BC560405**

**Explanation:**

A problem occurred during the IPL of the system.

**Response:**

The FRU callouts are calculated at the time of the failure. Examine the error log for the actual replacement strategy.

---

**BC560406**

**Explanation:**

During processor/memory subsystem initialization, an error was encountered.

**Response:**

The FRU callouts are calculated at the time of the failure. Examine the error log for the actual replacement strategy.

---

**BC560407**

**Explanation:**

During processor/memory subsystem initialization, an error was encountered.

**Response:**

The FRU callouts are calculated at the time of the failure. Examine the error log for the actual replacement strategy.

---

**BC560501****Explanation:**

During processor/memory subsystem initialization, an error was encountered.

**Response:**

The FRU callouts are calculated at the time of the failure. Examine the error log for the actual replacement strategy.

---

**BC560502****Explanation:**

During processor/memory subsystem initialization, an error was encountered.

**Response:**

The FRU callouts are calculated at the time of the failure. Examine the error log for the actual replacement strategy.

---

**BC560503****Explanation:**

During processor/memory subsystem initialization, an error was encountered.

**Response:**

The FRU callouts are calculated at the time of the failure. Examine the error log for the actual replacement strategy.

---

**BC560504****Explanation:**

During processor/memory subsystem initialization, an error was encountered: Could not FLUSH virtual memory.

**Response:**

The FRU callouts are calculated at the time of the failure. See the error log for the actual replacement strategy.

---

**BC560505****Explanation:**

During processor/memory subsystem initialization, an error was encountered.

**Response:**

The FRU callouts are calculated at the time of the failure. Examine the error log for the actual replacement strategy.

---

**BC560506****Explanation:**

During processor/memory subsystem initialization, an error was encountered.

**Response:**

The FRU callouts are calculated at the time of the failure. Examine the error log for the actual replacement strategy.

---

**BC560507****Explanation:**

During processor/memory subsystem initialization, an error was encountered.

**Response:**

The FRU callouts are calculated at the time of the failure. Examine the error log for the actual replacement strategy.

---

**BC560508****Explanation:**

During processor/memory subsystem initialization, an error was encountered.

**Response:**

The FRU callouts are calculated at the time of the failure. Examine the error log for the actual replacement strategy.

---

**BC560509****Explanation:**

During processor/memory subsystem initialization, an error was encountered.

**Response:**

The FRU callouts are calculated at the time of the failure. Examine the error log for the actual replacement strategy.

---

**BC56050A****Explanation:**

A problem occurred during the IPL of the system.

**Response:**

The FRU callouts are calculated at the time of the failure. Examine the error log for the actual replacement strategy.

---

**BC56050B****Explanation:**

During processor/memory subsystem initialization, an error was encountered.

**Response:**

The FRU callouts are calculated at the time of the failure. Examine the error log for the actual replacement strategy.

---

**BC56050C****Explanation:**

A problem occurred during the IPL of the system.

**Response:**

The FRU callouts are calculated at the time of the failure. Examine the error log for the actual replacement strategy.

---

**BC56050D****Explanation:**

During processor/memory subsystem initialization, an error was encountered: Istep messaged received by non-master node.

**Response:**

The FRU callouts are calculated at the time of the failure. See the error log for the actual replacement strategy.

---

**BC56050F****Explanation:**

A reconfigure loop is being induced for testing purposes.

**Response:**

The FRU callouts are calculated at the time of the failure. See the error log for the actual replacement strategy.

---

**BC560510****Explanation:**

During processor/memory subsystem initialization, an error was encountered: Received shutdown request due to deconfigure outside of reconfig loop.

**Response:**

The FRU callouts are calculated at the time of the failure. See the error log for the actual replacement strategy.

---

**BC560511****Explanation:**

An internal firmware error occurred.

**Response:**

The FRU callouts are calculated at the time of the failure. See the error log for the actual replacement strategy.

---

**BC560512****Explanation:**

Node is no longer accepting istep requests.

**Response:**

The FRU callouts are calculated at the time of the failure. See the error log for the actual replacement strategy.

---

**BC560516****Explanation:**

Firmware error during boot.

**Response:**

The FRU callouts are calculated at the time of the failure. See the error log for the actual replacement strategy.

---

**BC560601****Explanation:**

A problem occurred during the IPL of the system.

**Response:**

The FRU callouts are calculated at the time of the failure. Examine the error log for the actual replacement strategy.

---

**BC560602****Explanation:**

A problem occurred during the IPL of the system.

**Response:**

The FRU callouts are calculated at the time of the failure. Examine the error log for the actual replacement strategy.

---

**BC560603****Explanation:**

A problem occurred during the IPL of the system.

**Response:**

The FRU callouts are calculated at the time of the failure. Examine the error log for the actual replacement strategy.

---

**BC560604****Explanation:**

A problem occurred during the IPL of the system.

**Response:**

The FRU callouts are calculated at the time of the failure. Examine the error log for the actual replacement strategy.

---

**BC560605****Explanation:**

A problem occurred during the IPL of the system.

**Response:**

The FRU callouts are calculated at the time of the failure. Examine the error log for the actual replacement strategy.

---

**BC560606****Explanation:**

A problem occurred during the IPL of the system.

**Response:**

The FRU callouts are calculated at the time of the failure. Examine the error log for the actual replacement strategy.

---

**BC560607****Explanation:**

A problem occurred during the IPL of the system.

**Response:**

The FRU callouts are calculated at the time of the failure. Examine the error log for the actual replacement strategy.

---

**BC560608****Explanation:**

A problem occurred during the IPL of the system.

**Response:**

The FRU callouts are calculated at the time of the failure. Examine the error log for the actual replacement strategy.

---

**BC560609****Explanation:**

A problem occurred during the IPL of the system.

**Response:**

The FRU callouts are calculated at the time of the failure. Examine the error log for the actual replacement strategy.

---

**BC56060B****Explanation:**

A problem occurred during the IPL of the system.

**Response:**

The FRU callouts are calculated at the time of the failure. Examine the error log for the actual replacement strategy.

---

**BC56060C****Explanation:**

During processor/memory subsystem initialization, an error was encountered: Fail verifying Flash File System(FFS) Header on Master Candidate Processor NOR flash Table of Contents 0 (TOC).

**Response:**

The FRU callouts are calculated at the time of the failure. See the error log for the actual replacement strategy.

---

**BC560610****Explanation:**

A problem occurred during the IPL of the system.

**Response:**

The FRU callouts are calculated at the time of the failure. Examine the error log for the actual replacement strategy.

---

**BC560612****Explanation:**

Hardware error accessing flash during IPL.

**Response:**

The FRU callouts are calculated at the time of the failure. See the error log for the actual replacement strategy.

---

**BC560614****Explanation:**

Firmware error accessing flash during IPL.

**Response:**

The FRU callouts are calculated at the time of the failure. See the error log for the actual replacement strategy.

---

**BC560615****Explanation:**

Hardware error accessing flash during IPL.

**Response:**

The FRU callouts are calculated at the time of the failure. See the error log for the actual replacement strategy.

---

**BC560616****Explanation:**

Error accessing system firmware flash.

**Response:**

The FRU callouts are calculated at the time of the failure. See the error log for the actual replacement strategy.

---

**BC560617****Explanation:**

Error accessing system firmware flash.

**Response:**

The FRU callouts are calculated at the time of the failure. See the error log for the actual replacement strategy.

---

**BC560619****Explanation:**

A problem occurred while reading Processor NOR flash partition table.

**Response:**

The FRU callouts are calculated at the time of the failure. See the error log for the actual replacement strategy.

---

**BC56061B****Explanation:**

During processor/memory subsystem initialization, an error was encountered: invalid section passed to getSectionInfo or section prohibited by secureboot.

**Response:**

The FRU callouts are calculated at the time of the failure. See the error log for the actual replacement strategy.

---

**BC56061C****Explanation:**



During processor/memory subsystem initialization, an error was encountered: UNCORRECTABLE ECC.

**Response:**

The FRU callouts are calculated at the time of the failure. See the error log for the actual replacement strategy.

---

**BC56061D**

**Explanation:**

During processor/memory subsystem initialization, an error was encountered: section size is zero.

**Response:**

The FRU callouts are calculated at the time of the failure. See the error log for the actual replacement strategy.

---

**BC56061E**

**Explanation:**

Failed to remove pages.

**Response:**

The FRU callouts are calculated at the time of the failure. See the error log for the actual replacement strategy.

---

**BC56061F**

**Explanation:**

Error accessing system firmware flash.

**Response:**

The FRU callouts are calculated at the time of the failure. See the error log for the actual replacement strategy.

---

**BC560620**

**Explanation:**

Error accessing system firmware flash.

**Response:**

The FRU callouts are calculated at the time of the failure. See the error log for the actual replacement strategy.

---

**BC560621**

**Explanation:**

During processor/memory subsystem initialization, an error was encountered: Non ECC protected section is passed to fixECC.

**Response:**

The FRU callouts are calculated at the time of the failure. See the error log for the actual replacement strategy.

---

**BC560622**

**Explanation:**

A problem occurred while reading Processor NOR flash partition table.

**Response:**

The FRU callouts are calculated at the time of the failure. See the error log for the actual replacement strategy.

---

**BC560623**

**Explanation:**

A problem occurred while reading Processor NOR flash partition table.

**Response:**

The FRU callouts are calculated at the time of the failure. See the error log for the actual replacement strategy.

---

**BC560627**

**Explanation:**

A problem occurred while accessing the boot flash.

**Response:**

The FRU callouts are calculated at the time of the failure. See the error log for the actual replacement strategy.

---

**BC560629**

**Explanation:**

No valid Table of Contents TOC found for Processor NOR flash.

**Response:**

The FRU callouts are calculated at the time of the failure. See the error log for the actual replacement strategy.

---

**BC56062A**

**Explanation:**

Error accessing system firmware flash.

**Response:**

The FRU callouts are calculated at the time of the failure. See the error log for the actual replacement strategy.

---

**BC56062B**

**Explanation:**

A problem occurred while reading Processor NOR flash partition table.

**Response:**

The FRU callouts are calculated at the time of the failure. See the error log for the actual replacement strategy.

---

**BC56062C**

**Explanation:**

A problem occurred while reading Processor NOR flash partition table.

**Response:**

The FRU callouts are calculated at the time of the failure. See the error log for the actual replacement strategy.

---

**BC56062D****Explanation:**

A problem occurred while reading Processor NOR flash partition table.

**Response:**

The FRU callouts are calculated at the time of the failure. See the error log for the actual replacement strategy.

---

**BC56062F****Explanation:**

Firmware level mismatch.

**Response:**

The FRU callouts are calculated at the time of the failure. See the error log for the actual replacement strategy.

---

**BC560630****Explanation:**

Secureboot key transition failure.

**Response:**

The FRU callouts are calculated at the time of the failure. See the error log for the actual replacement strategy.

---

**BC560631****Explanation:**

Firmware Error.

**Response:**

The FRU callouts are calculated at the time of the failure. See the error log for the actual replacement strategy.

---

**BC560632****Explanation:**

BMC not responding while accessing the flash.

**Response:**

The FRU callouts are calculated at the time of the failure. See the error log for the actual replacement strategy.

---

**BC560633****Explanation:**

BMC not responding while accessing the flash.

**Response:**

The FRU callouts are calculated at the time of the failure. See the error log for the actual replacement strategy.

---

**BC560634****Explanation:**

Security failure: unable to securely load requested firmware.

**Response:**

The FRU callouts are calculated at the time of the failure. See the error log for the actual replacement strategy.

---

**BC560635****Explanation:**

A problem occurred within the security subsystem.

**Response:**

The FRU callouts are calculated at the time of the failure. See the error log for the actual replacement strategy.

---

**BC560636****Explanation:**

A problem occurred within the security subsystem.

**Response:**

The FRU callouts are calculated at the time of the failure. See the error log for the actual replacement strategy.

---

**BC560637****Explanation:**

A problem occurred within the security subsystem.

**Response:**

The FRU callouts are calculated at the time of the failure. See the error log for the actual replacement strategy.

---

**BC560638****Explanation:**

Failure in security subsystem.

**Response:**

The FRU callouts are calculated at the time of the failure. See the error log for the actual replacement strategy.

---

**BC560639****Explanation:**

Platform Security Error.

**Response:**

The FRU callouts are calculated at the time of the failure. See the error log for the actual replacement strategy.

---

**BC56063A****Explanation:**

Failure in security subsystem.

**Response:**

The FRU callouts are calculated at the time of the failure. See the error log for the actual replacement strategy.

---

**BC56063B****Explanation:**

Failure in security subsystem.

**Response:**

The FRU callouts are calculated at the time of the failure. See the error log for the actual replacement strategy.

---

**BC56063C****Explanation:**

Failure in security subsystem.

**Response:**

The FRU callouts are calculated at the time of the failure. See the error log for the actual replacement strategy.

---

**BC56063D****Explanation:**

A problem occurred while reading Processor NOR flash partition table.

**Response:**

The FRU callouts are calculated at the time of the failure. See the error log for the actual replacement strategy.

---

**BC560702****Explanation:**

During processor/memory subsystem initialization, an error was encountered.

**Response:**

The FRU callouts are calculated at the time of the failure. Examine the error log for the actual replacement strategy.

---

**BC560703****Explanation:**

During processor/memory subsystem initialization, an error was encountered.

**Response:**

The FRU callouts are calculated at the time of the failure. Examine the error log for the actual replacement strategy.

---

**BC560705****Explanation:**

During processor/memory subsystem initialization, an error was encountered.

**Response:**

The FRU callouts are calculated at the time of the failure. Examine the error log for the actual replacement strategy.

---

**BC560706****Explanation:**

During processor/memory subsystem initialization, an error was encountered.

**Response:**

The FRU callouts are calculated at the time of the failure. Examine the error log for the actual replacement strategy.

---

**BC560707****Explanation:**

During processor/memory subsystem initialization, an error was encountered.

**Response:**

The FRU callouts are calculated at the time of the failure. Examine the error log for the actual replacement strategy.

---

**BC56070A****Explanation:**

During processor/memory subsystem initialization, an error was encountered.

**Response:**

The FRU callouts are calculated at the time of the failure. Examine the error log for the actual replacement strategy.

---

**BC56070B****Explanation:**

During processor/memory subsystem initialization, an error was encountered.

**Response:**

The FRU callouts are calculated at the time of the failure. Examine the error log for the actual replacement strategy.

---

**BC56070C****Explanation:**

A problem occurred during the IPL of the system: A Bus Arbitration Lost error was found in the I2C status register.

**Response:**

The FRU callouts are calculated at the time of the failure. See the error log for the actual replacement strategy.

---

**BC56070D****Explanation:**

During processor/memory subsystem initialization, an error was encountered: I2C read/write interface not linked.

**Response:**

The FRU callouts are calculated at the time of the failure. See the error log for the actual replacement strategy.

---

**BC56070E**

**Explanation:**

During processor/memory subsystem initialization, an error was encountered: I2C access error.

**Response:**

The FRU callouts are calculated at the time of the failure. See the error log for the actual replacement strategy.

---

**BC56070F****Explanation:**

During processor/memory subsystem initialization, an error was encountered: I2C offset length is invalid.

**Response:**

The FRU callouts are calculated at the time of the failure. See the error log for the actual replacement strategy.

---

**BC560710****Explanation:**

During processor/memory subsystem initialization, an error was encountered: There was an error retrieving the EEPROM page mutex for this i2c master engine.

**Response:**

The FRU callouts are calculated at the time of the failure. See the error log for the actual replacement strategy.

---

**BC560711****Explanation:**

During processor/memory subsystem initialization, an error was encountered: There was a request for an invalid EEPROM page.

**Response:**

The FRU callouts are calculated at the time of the failure. See the error log for the actual replacement strategy.

---

**BC560712****Explanation:**

During processor/memory subsystem initialization, an error was encountered: I2C master encountered an error while trying to unlock the eepromPage.

**Response:**

The FRU callouts are calculated at the time of the failure. See the error log for the actual replacement strategy.

---

**BC560713****Explanation:**

A problem occurred during the IPL of the system.

**Response:**

The FRU callouts are calculated at the time of the failure. See the error log for the actual replacement strategy.

---

**BC560714****Explanation:**

Unexpected boot firmware error.

**Response:**

The FRU callouts are calculated at the time of the failure. See the error log for the actual replacement strategy.

---

**BC560715****Explanation:**

Unexpected boot firmware error.

**Response:**

The FRU callouts are calculated at the time of the failure. See the error log for the actual replacement strategy.

---

**BC560716****Explanation:**

Firmware error during boot.

**Response:**

The FRU callouts are calculated at the time of the failure. See the error log for the actual replacement strategy.

---

**BC560717****Explanation:**

Firmware error during boot.

**Response:**

The FRU callouts are calculated at the time of the failure. See the error log for the actual replacement strategy.

---

**BC560718****Explanation:**

Unexpected firmware error.

**Response:**

The FRU callouts are calculated at the time of the failure. See the error log for the actual replacement strategy.

---

**BC560719****Explanation:**

Unexpected firmware error.

**Response:**

The FRU callouts are calculated at the time of the failure. See the error log for the actual replacement strategy.

---

**BC56071A****Explanation:**

Unexpected firmware error.

**Response:**

The FRU callouts are calculated at the time of the failure. See the error log for the actual replacement strategy.

---

**BC56071B****Explanation:**

Unexpected firmware error.

**Response:**

The FRU callouts are calculated at the time of the failure. See the error log for the actual replacement strategy.

---

**BC56071C****Explanation:**

Unexpected firmware error.

**Response:**

The FRU callouts are calculated at the time of the failure. See the error log for the actual replacement strategy.

---

**BC56071D****Explanation:**

Unexpected firmware error.

**Response:**

The FRU callouts are calculated at the time of the failure. See the error log for the actual replacement strategy.

---

**BC560801****Explanation:**

During processor/memory subsystem initialization, an error was encountered.

**Response:**

The FRU callouts are calculated at the time of the failure. Examine the error log for the actual replacement strategy.

---

**BC560803****Explanation:**

During processor/memory subsystem initialization, an error was encountered.

**Response:**

The FRU callouts are calculated at the time of the failure. Examine the error log for the actual replacement strategy.

---

**BC560804****Explanation:**

During processor/memory subsystem initialization, an error was encountered.

**Response:**

The FRU callouts are calculated at the time of the failure. Examine the error log for the actual replacement strategy.

---

**BC560805****Explanation:**

During processor/memory subsystem initialization, an error was encountered.

**Response:**

The FRU callouts are calculated at the time of the failure. Examine the error log for the actual replacement strategy.

---

**BC560806****Explanation:**

During processor/memory subsystem initialization, an error was encountered.

**Response:**

The FRU callouts are calculated at the time of the failure. Examine the error log for the actual replacement strategy.

---

**BC560807****Explanation:**

During processor/memory subsystem initialization, an error was encountered.

**Response:**

The FRU callouts are calculated at the time of the failure. Examine the error log for the actual replacement strategy.

---

**BC560808****Explanation:**

Corrupted flash image or firmware error during system boot.

**Response:**

The FRU callouts are calculated at the time of the failure. See the error log for the actual replacement strategy.

---

**BC560901****Explanation:**

During processor/memory subsystem initialization, an error was encountered.

**Response:**

The FRU callouts are calculated at the time of the failure. Examine the error log for the actual replacement strategy.

---

**BC560902****Explanation:**

During processor/memory subsystem initialization, an error was encountered.

**Response:**

The FRU callouts are calculated at the time of the failure. Examine the error log for the actual replacement strategy.

---

**BC560907****Explanation:**

Internal firmware error.

**Response:**

The FRU callouts are calculated at the time of the failure. See the error log for the actual replacement strategy.

---

**BC560908****Explanation:**

Firmware Error.

**Response:**

The FRU callouts are calculated at the time of the failure. See the error log for the actual replacement strategy.

---

**BC560909****Explanation:**

Firmware Error.

**Response:**

The FRU callouts are calculated at the time of the failure. See the error log for the actual replacement strategy.

---

**BC56090A****Explanation:**

Firmware Error.

**Response:**

The FRU callouts are calculated at the time of the failure. See the error log for the actual replacement strategy.

---

**BC56090D****Explanation:**

Firmware error during IPL.

**Response:**

The FRU callouts are calculated at the time of the failure. See the error log for the actual replacement strategy.

---

**BC56090E****Explanation:**

Firmware error during IPL.

**Response:**

The FRU callouts are calculated at the time of the failure. See the error log for the actual replacement strategy.

---

**BC56090F****Explanation:**

Error initializing processor/memory subsystem during boot. See FRU list for repair actions.

**Response:**

The FRU callouts are calculated at the time of the failure. Examine the error log for the actual replacement strategy.

---

**BC560910****Explanation:**

A problem occurred during the IPL of the system.

**Response:**

The FRU callouts are calculated at the time of the failure. Examine the error log for the actual replacement strategy.

---

**BC560911****Explanation:**

A problem occurred during the IPL of the system.

**Response:**

The FRU callouts are calculated at the time of the failure. Examine the error log for the actual replacement strategy.

---

**BC560912****Explanation:**

A problem occurred during the IPL of the system.

**Response:**

The FRU callouts are calculated at the time of the failure. Examine the error log for the actual replacement strategy.

---

**BC560913****Explanation:**

During processor/memory subsystem initialization, an error was encountered.

**Response:**

The FRU callouts are calculated at the time of the failure. Examine the error log for the actual replacement strategy.

---

**BC560914****Explanation:**

During processor/memory subsystem initialization, an error was encountered.

**Response:**

The FRU callouts are calculated at the time of the failure. Examine the error log for the actual replacement strategy.

---

**BC560915****Explanation:**

During processor/memory subsystem initialization, an error was encountered.

**Response:**

The FRU callouts are calculated at the time of the failure. Examine the error log for the actual replacement strategy.

---

**BC560916****Explanation:**

During processor/memory subsystem initialization, an error was encountered.

**Response:**

The FRU callouts are calculated at the time of the failure. Examine the error log for the actual replacement strategy.

---

**BC560917****Explanation:**

During processor/memory subsystem initialization, an error was encountered.

**Response:**

The FRU callouts are calculated at the time of the failure. Examine the error log for the actual replacement strategy.

---

**BC56091B****Explanation:**

A problem occurred during the IPL of the system.

**Response:**

The FRU callouts are calculated at the time of the failure. Examine the error log for the actual replacement strategy.

---

**BC56091C****Explanation:**

During processor/memory subsystem initialization, an error was encountered.

**Response:**

The FRU callouts are calculated at the time of the failure. Examine the error log for the actual replacement strategy.

---

**BC56091D****Explanation:**

A problem occurred during the IPL of the system.

**Response:**

The FRU callouts are calculated at the time of the failure. Examine the error log for the actual replacement strategy.

---

**BC56091E****Explanation:**

During processor/memory subsystem initialization, an error was encountered.

**Response:**

The FRU callouts are calculated at the time of the failure. Examine the error log for the actual replacement strategy.

---

**BC56091F****Explanation:**

During processor/memory subsystem initialization, an error was encountered.

**Response:**

The FRU callouts are calculated at the time of the failure. Examine the error log for the actual replacement strategy.

---

**BC560920****Explanation:**

A problem occurred during the IPL of the system.

**Response:**

The FRU callouts are calculated at the time of the failure. Examine the error log for the actual replacement strategy.

---

**BC560921****Explanation:**

A problem occurred during the IPL of the system.

**Response:**

The FRU callouts are calculated at the time of the failure. Examine the error log for the actual replacement strategy.

---

**BC560922****Explanation:**

A problem occurred during the IPL of the system.

**Response:**

The FRU callouts are calculated at the time of the failure. Examine the error log for the actual replacement strategy.

---

**BC560923****Explanation:**

A problem occurred during the IPL of the system.

**Response:**

The FRU callouts are calculated at the time of the failure. Examine the error log for the actual replacement strategy.

---

**BC560924****Explanation:**

A problem occurred during the IPL of the system.

**Response:**

The FRU callouts are calculated at the time of the failure. Examine the error log for the actual replacement strategy.

---

**BC560925****Explanation:**

During processor/memory subsystem initialization, an error was encountered.

**Response:**

The FRU callouts are calculated at the time of the failure. Examine the error log for the actual replacement strategy.

---

**BC560926****Explanation:**

During processor/memory subsystem initialization, an error was encountered.

**Response:**

The FRU callouts are calculated at the time of the failure. Examine the error log for the actual replacement strategy.

---

**BC560927****Explanation:**

During processor/memory subsystem initialization, an error was encountered.

**Response:**

The FRU callouts are calculated at the time of the failure. Examine the error log for the actual replacement strategy.

---

**BC560928****Explanation:**

During processor/memory subsystem initialization, an error was encountered.

**Response:**

The FRU callouts are calculated at the time of the failure. Examine the error log for the actual replacement strategy.

---

**BC560929****Explanation:**

A problem occurred during the IPL of the system.

**Response:**

The FRU callouts are calculated at the time of the failure. Examine the error log for the actual replacement strategy.

---

**BC56092A****Explanation:**

During processor/memory subsystem initialization, an error was encountered.

**Response:**

The FRU callouts are calculated at the time of the failure. Examine the error log for the actual replacement strategy.

---

**BC56092B****Explanation:**

During processor/memory subsystem initialization, an error was encountered.

**Response:**

The FRU callouts are calculated at the time of the failure. Examine the error log for the actual replacement strategy.

---

**BC56092C****Explanation:**

During processor/memory subsystem initialization, an error was encountered.

**Response:**

The FRU callouts are calculated at the time of the failure. Examine the error log for the actual replacement strategy.

---

**BC56092D****Explanation:**

During processor/memory subsystem initialization, an error was encountered.

**Response:**

The FRU callouts are calculated at the time of the failure. Examine the error log for the actual replacement strategy.

---

**BC56092E****Explanation:**

During processor/memory subsystem initialization, an error was encountered: Request given to load payload into mirrored memory, but no mirrored memory exists at that location.

**Response:**

The FRU callouts are calculated at the time of the failure. See the error log for the actual replacement strategy.

---

**BC560930****Explanation:**

Read/write requested while in DISABLE\_DRAM\_REPAIRS mode found extra bad bits set for DIMM.

**Response:**

The FRU callouts are calculated at the time of the failure. See the error log for the actual replacement strategy.

---

**BC560931****Explanation:**

A problem occurred during the IPL of the system.

**Response:**

The FRU callouts are calculated at the time of the failure. See the error log for the actual replacement strategy.

---

**BC560932****Explanation:**

A problem occurred during the IPL of the system.

**Response:**



The FRU callouts are calculated at the time of the failure. See the error log for the actual replacement strategy.

---

**BC560933****Explanation:**

During processor/memory subsystem initialization, an error was encountered: Failed due to wrong DIMM type.

**Response:**

The FRU callouts are calculated at the time of the failure. See the error log for the actual replacement strategy.

---

**BC560934****Explanation:**

During processor/memory subsystem initialization, an error was encountered: Either nominal, max turbo or min power save frequency for the processor HUID (userdata1) is zero.

**Response:**

The FRU callouts are calculated at the time of the failure. See the error log for the actual replacement strategy.

---

**BC560935****Explanation:**

During processor/memory subsystem initialization, an error was encountered: Input buffer size is smaller than expected length.

**Response:**

The FRU callouts are calculated at the time of the failure. See the error log for the actual replacement strategy.

---

**BC560936****Explanation:**

During processor/memory subsystem initialization, an error was encountered: Nominal frequency(userdata1) does not match nominal frequency(userdata2) on other cores. Should be the same for all chips.

**Response:**

The FRU callouts are calculated at the time of the failure. See the error log for the actual replacement strategy.

---

**BC560937****Explanation:**

During processor/memory subsystem initialization, an error was encountered: Invalid bucket id found for the voltage data.

**Response:**

The FRU callouts are calculated at the time of the failure. See the error log for the actual replacement strategy.

---

**BC560938****Explanation:**

During processor/memory subsystem initialization, an error was encountered: Bucket id from PR keyword does not match bucket id in the voltage data.

**Response:**

The FRU callouts are calculated at the time of the failure. See the error log for the actual replacement strategy.

---

**BC560939****Explanation:**

During processor/memory subsystem initialization, an error was encountered: Unsupported #V keyword data version found.

**Response:**

The FRU callouts are calculated at the time of the failure. See the error log for the actual replacement strategy.

---

**BC56093B****Explanation:**

During processor/memory subsystem initialization, an error was encountered: When Workload Optimized Frequency (WOF) is enabled, ultra turbo freq should not be 0.

**Response:**

The FRU callouts are calculated at the time of the failure. See the error log for the actual replacement strategy.

---

**BC56093C****Explanation:**

During processor/memory subsystem initialization, an error was encountered: When Workload Optimized Frequency (WOF) is enabled, the WOF Freq Uplift index should be 1,2,3, or 4.

**Response:**

The FRU callouts are calculated at the time of the failure. See the error log for the actual replacement strategy.

---

**BC56093D****Explanation:**

A problem occurred during the IPL of the system.

**Response:**

The FRU callouts are calculated at the time of the failure. See the error log for the actual replacement strategy.

---

**BC56093E****Explanation:**

Error uncompressing payload image from boot flash.

**Response:**

The FRU callouts are calculated at the time of the failure. See the error log for the actual replacement strategy.

---

**BC560A01****Explanation:**

A problem occurred during the IPL of the system.

**Response:**

The FRU callouts are calculated at the time of the failure. Examine the error log for the actual replacement strategy.

---

**BC560A03****Explanation:**

A problem occurred during the IPL of the system.

**Response:**

The FRU callouts are calculated at the time of the failure. Examine the error log for the actual replacement strategy.

---

**BC560A04****Explanation:**

A problem occurred during the IPL of the system.

**Response:**

The FRU callouts are calculated at the time of the failure. Examine the error log for the actual replacement strategy.

---

**BC560A06****Explanation:**

A problem occurred during the IPL of the system.

**Response:**

The FRU callouts are calculated at the time of the failure. Examine the error log for the actual replacement strategy.

---

**BC560A08****Explanation:**

A problem occurred during the IPL of the system.

**Response:**

The FRU callouts are calculated at the time of the failure. Examine the error log for the actual replacement strategy.

---

**BC560A09****Explanation:**

A problem occurred during the IPL of the system.

**Response:**

The FRU callouts are calculated at the time of the failure. Examine the error log for the actual replacement strategy.

---

**BC560A0A****Explanation:**

A problem occurred during the IPL of the system.

**Response:**

The FRU callouts are calculated at the time of the failure. Examine the error log for the actual replacement strategy.

---

**BC560A0B****Explanation:**

A problem occurred during the IPL of the system.

**Response:**

The FRU callouts are calculated at the time of the failure. Examine the error log for the actual replacement strategy.

---

**BC560A0C****Explanation:**

A problem occurred during the IPL of the system.

**Response:**

The FRU callouts are calculated at the time of the failure. Examine the error log for the actual replacement strategy.

---

**BC560A0D****Explanation:**

A problem occurred during the IPL of the system.

**Response:**

The FRU callouts are calculated at the time of the failure. Examine the error log for the actual replacement strategy.

---

**BC560A0E****Explanation:**

A problem occurred during the IPL of the system.

**Response:**

The FRU callouts are calculated at the time of the failure. Examine the error log for the actual replacement strategy.

---

**BC560A0F****Explanation:**

During processor/memory subsystem initialization, an error was encountered.

**Response:**

The FRU callouts are calculated at the time of the failure. Examine the error log for the actual replacement strategy.

---

**BC560A10****Explanation:**

During processor/memory subsystem initialization, an error was encountered.

**Response:**

The FRU callouts are calculated at the time of the failure. Examine the error log for the actual replacement strategy.

---

**BC560A11****Explanation:**

A problem occurred during the IPL of the system.

**Response:**

The FRU callouts are calculated at the time of the failure. Examine the error log for the actual replacement strategy.

---

**BC560A12****Explanation:**

A problem occurred during the IPL of the system.

**Response:**

The FRU callouts are calculated at the time of the failure. Examine the error log for the actual replacement strategy.

---

**BC560B01****Explanation:**

During processor/memory subsystem initialization, an error was encountered.

**Response:**

The FRU callouts are calculated at the time of the failure. Examine the error log for the actual replacement strategy.

---

**BC560B02****Explanation:**

During processor/memory subsystem initialization, an error was encountered.

**Response:**

The FRU callouts are calculated at the time of the failure. Examine the error log for the actual replacement strategy.

---

**BC560B03****Explanation:**

During processor/memory subsystem initialization, an error was encountered.

**Response:**

The FRU callouts are calculated at the time of the failure. Examine the error log for the actual replacement strategy.

---

**BC560B04****Explanation:**

During processor/memory subsystem initialization, an error was encountered.

**Response:**

The FRU callouts are calculated at the time of the failure. Examine the error log for the actual replacement strategy.

---

**BC560B05****Explanation:**

During processor/memory subsystem initialization, an error was encountered.

**Response:**

The FRU callouts are calculated at the time of the failure. Examine the error log for the actual replacement strategy.

---

**BC560B06****Explanation:**

During processor/memory subsystem initialization, an error was encountered.

**Response:**

The FRU callouts are calculated at the time of the failure. Examine the error log for the actual replacement strategy.

---

**BC560B07****Explanation:**

During processor/memory subsystem initialization, an error was encountered.

**Response:**

The FRU callouts are calculated at the time of the failure. Examine the error log for the actual replacement strategy.

---

**BC560B08****Explanation:**

During processor/memory subsystem initialization, an error was encountered.

**Response:**

The FRU callouts are calculated at the time of the failure. Examine the error log for the actual replacement strategy.

---

**BC560B09****Explanation:**

During processor/memory subsystem initialization, an error was encountered.

**Response:**

The FRU callouts are calculated at the time of the failure. Examine the error log for the actual replacement strategy.

---

**BC560B0A****Explanation:**

During processor/memory subsystem initialization, an error was encountered.

**Response:**

The FRU callouts are calculated at the time of the failure. Examine the error log for the actual replacement strategy.

---

**BC560B0B****Explanation:**

During processor/memory subsystem initialization, an error was encountered.

**Response:**

The FRU callouts are calculated at the time of the failure. Examine the error log for the actual replacement strategy.

---

**BC560B0C**

**Explanation:**

During processor/memory subsystem initialization, an error was encountered.

**Response:**

The FRU callouts are calculated at the time of the failure. Examine the error log for the actual replacement strategy.

---

**BC560B0D**

**Explanation:**

During processor/memory subsystem initialization, an error was encountered: AttrOverrideSection too big to fit in remaining chunk of Processor NOR flash section.

**Response:**

The FRU callouts are calculated at the time of the failure. See the error log for the actual replacement strategy.

---

**BC560B0E**

**Explanation:**

During processor/memory subsystem initialization, an error was encountered: Serialized attribute override chunk too big to fit in remaining chunk of Processor NOR flash section.

**Response:**

The FRU callouts are calculated at the time of the failure. See the error log for the actual replacement strategy.

---

**BC560B0F**

**Explanation:**

During processor/memory subsystem initialization, an error was encountered: Failure applying given attribute override on given target.

**Response:**

The FRU callouts are calculated at the time of the failure. See the error log for the actual replacement strategy.

---

**BC560B10**

**Explanation:**

During processor/memory subsystem initialization, an error was encountered: Given target does not have given attribute to apply override.

**Response:**

The FRU callouts are calculated at the time of the failure. See the error log for the actual replacement strategy.

---

**BC560B11**

**Explanation:**

Invalid configuration data in firmware pnor.

**Response:**

The FRU callouts are calculated at the time of the failure. See the error log for the actual replacement strategy.

---

**BC560B12**

**Explanation:**

Invalid configuration data in firmware pnor.

**Response:**

The FRU callouts are calculated at the time of the failure. See the error log for the actual replacement strategy.

---

**BC560B13**

**Explanation:**

Kernel failed to block map memory.

**Response:**

The FRU callouts are calculated at the time of the failure. See the error log for the actual replacement strategy.

---

**BC560B15**

**Explanation:**

Kernel failed to unblock mapped memory.

**Response:**

The FRU callouts are calculated at the time of the failure. See the error log for the actual replacement strategy.

---

**BC560B16**

**Explanation:**

Unexpected internal firmware error.

**Response:**

The FRU callouts are calculated at the time of the failure. See the error log for the actual replacement strategy.

---

**BC560B17**

**Explanation:**

Unexpected internal firmware error.

**Response:**

The FRU callouts are calculated at the time of the failure. See the error log for the actual replacement strategy.

---

**BC560B18**

**Explanation:**

Internal firmware error preparing for concurrent code update.

**Response:**

The FRU callouts are calculated at the time of the failure. See the error log for the actual replacement strategy.

---

**BC560B19**

**Explanation:**

Unsupported override configuration data.

**Response:**

The FRU callouts are calculated at the time of the failure. See the error log for the actual replacement strategy.

---

**BC560B1A**

**Explanation:**

Unexpected boot firmware failure.

**Response:**

The FRU callouts are calculated at the time of the failure. See the error log for the actual replacement strategy.

---

**BC560B1B**

**Explanation:**

Tolerated boot firmware error occurred.

**Response:**

The FRU callouts are calculated at the time of the failure. See the error log for the actual replacement strategy.

---

**BC560B80**

**Explanation:**

During processor/memory subsystem initialization, an error was encountered.

**Response:**

The FRU callouts are calculated at the time of the failure. Examine the error log for the actual replacement strategy.

---

**BC560B81**

**Explanation:**

During processor/memory subsystem initialization, an error was encountered.

**Response:**

The FRU callouts are calculated at the time of the failure. Examine the error log for the actual replacement strategy.

---

**BC560B82**

**Explanation:**

Internal firmware error applying custom configuration settings.

**Response:**

The FRU callouts are calculated at the time of the failure. See the error log for the actual replacement strategy.

---

**BC560B83**

**Explanation:**

Firmware error doing code update.

**Response:**

The FRU callouts are calculated at the time of the failure. See the error log for the actual replacement strategy.

---

**BC560B84**

**Explanation:**

Firmware error doing code update.

**Response:**

The FRU callouts are calculated at the time of the failure. See the error log for the actual replacement strategy.

---

**BC560B85**

**Explanation:**

Firmware error doing code update.

**Response:**

The FRU callouts are calculated at the time of the failure. See the error log for the actual replacement strategy.

---

**BC560B86**

**Explanation:**

Firmware error doing code update.

**Response:**

The FRU callouts are calculated at the time of the failure. See the error log for the actual replacement strategy.

---

**BC560B87**

**Explanation:**

Firmware error doing code update.

**Response:**

The FRU callouts are calculated at the time of the failure. See the error log for the actual replacement strategy.

---

**BC560B88**

**Explanation:**

Firmware error doing code update.

**Response:**

The FRU callouts are calculated at the time of the failure. See the error log for the actual replacement strategy.

---

**BC560B89**

**Explanation:**

Attempted to perform an invalid attribute look up.

**Response:**

The FRU callouts are calculated at the time of the failure. See the error log for the actual replacement strategy.

---

**BC560B8A****Explanation:**

A problem occurred during the IPL of the system. Expected resource was not indicated to be present.

**Response:**

The FRU callouts are calculated at the time of the failure. See the error log for the actual replacement strategy.

---

**BC560B8B****Explanation:**

During processor/memory subsystem initialization, an error was encountered: Error: Failed to translate common association address to platform address.

**Response:**

The FRU callouts are calculated at the time of the failure. See the error log for the actual replacement strategy.

---

**BC560B8C****Explanation:**

During processor/memory subsystem initialization, an error was encountered: Error: No free association entry to set.

**Response:**

The FRU callouts are calculated at the time of the failure. See the error log for the actual replacement strategy.

---

**BC560C01****Explanation:**

During processor/memory subsystem initialization, an error was encountered.

**Response:**

The FRU callouts are calculated at the time of the failure. Examine the error log for the actual replacement strategy.

---

**BC560C03****Explanation:**

During processor/memory subsystem initialization, an error was encountered.

**Response:**

The FRU callouts are calculated at the time of the failure. Examine the error log for the actual replacement strategy.

---

**BC560C04****Explanation:**

During processor/memory subsystem initialization, an error was encountered.

**Response:**

The FRU callouts are calculated at the time of the failure. Examine the error log for the actual replacement strategy.

---

**BC560C05****Explanation:**

During processor/memory subsystem initialization, an error was encountered.

**Response:**

The FRU callouts are calculated at the time of the failure. Examine the error log for the actual replacement strategy.

---

**BC560C06****Explanation:**

During processor/memory subsystem initialization, an error was encountered.

**Response:**

The FRU callouts are calculated at the time of the failure. Examine the error log for the actual replacement strategy.

---

**BC560C07****Explanation:**

During processor/memory subsystem initialization, an error was encountered.

**Response:**

The FRU callouts are calculated at the time of the failure. Examine the error log for the actual replacement strategy.

---

**BC560C08****Explanation:**

During processor/memory subsystem initialization, an error was encountered.

**Response:**

The FRU callouts are calculated at the time of the failure. Examine the error log for the actual replacement strategy.

---

**BC560C09****Explanation:**

A problem occurred during the IPL of the system: Found no functional dimm cards.

**Response:**

The FRU callouts are calculated at the time of the failure. See the error log for the actual replacement strategy.

---

**BC560C0A****Explanation:**

A previously discovered hardware issue is being ignored to allow the system to boot.

**Response:**

The FRU callouts are calculated at the time of the failure. See the error log for the actual replacement strategy.

---

**BC560C0B**

**Explanation:**

A problem occurred during the IPL of the system: A critical resource was found to be deconfigured.

**Response:**

The FRU callouts are calculated at the time of the failure. See the error log for the actual replacement strategy.

---

**BC560C0C**

**Explanation:**

A problem occurred during the IPL of the system: Found no functional dimm cards.

**Response:**

The FRU callouts are calculated at the time of the failure. See the error log for the actual replacement strategy.

---

**BC560C0E**

**Explanation:**

Insufficient hardware to continue IPL.

**Response:**

The FRU callouts are calculated at the time of the failure. See the error log for the actual replacement strategy.

---

**BC560C0F**

**Explanation:**

Incompatible Processor Chip Levels.

**Response:**

The FRU callouts are calculated at the time of the failure. See the error log for the actual replacement strategy.

---

**BC560C10**

**Explanation:**

Incompatible Processor Chip Levels.

**Response:**

The FRU callouts are calculated at the time of the failure. See the error log for the actual replacement strategy.

---

**BC560C11**

**Explanation:**

Host firmware encountered an internal error.

**Response:**

The FRU callouts are calculated at the time of the failure. See the error log for the actual replacement strategy.

---

**BC560C12**

**Explanation:**

Host firmware encountered an internal error.

**Response:**

The FRU callouts are calculated at the time of the failure. See the error log for the actual replacement strategy.

---

**BC560C13**

**Explanation:**

Host Firmware encountered an internal error.

**Response:**

The FRU callouts are calculated at the time of the failure. See the error log for the actual replacement strategy.

---

**BC560C14**

**Explanation:**

A problem occurred during the IPL of the system: Found too many obus links.

**Response:**

The FRU callouts are calculated at the time of the failure. See the error log for the actual replacement strategy.

---

**BC560C15**

**Explanation:**

A problem occurred during the IPL of the system: No memory found.

**Response:**

The FRU callouts are calculated at the time of the failure. See the error log for the actual replacement strategy.

---

**BC560C16**

**Explanation:**

A problem occurred during IPL of the system: Internal Firmware Error.

**Response:**

The FRU callouts are calculated at the time of the failure. See the error log for the actual replacement strategy.

---

**BC560C19**

**Explanation:**

A problem occurred during IPL of the system: Internal Firmware Error.

**Response:**

The FRU callouts are calculated at the time of the failure. See the error log for the actual replacement strategy.

---

**BC560C1A****Explanation:**

An issue occurred during IPL of the system: Internal Firmware Error.

**Response:**

The FRU callouts are calculated at the time of the failure. See the error log for the actual replacement strategy.

---

**BC560C1B****Explanation:**

Incompatible Processor Chip Levels.

**Response:**

The FRU callouts are calculated at the time of the failure. See the error log for the actual replacement strategy.

---

**BC560C1C****Explanation:**

Incompatible Processor Chip Levels.

**Response:**

The FRU callouts are calculated at the time of the failure. See the error log for the actual replacement strategy.

---

**BC560C1D****Explanation:**

Incompatible Processor Chip Levels.

**Response:**

The FRU callouts are calculated at the time of the failure. See the error log for the actual replacement strategy.

---

**BC560C81****Explanation:**

During processor/memory subsystem initialization, an error was encountered.

**Response:**

The FRU callouts are calculated at the time of the failure. Examine the error log for the actual replacement strategy.

---

**BC560C82****Explanation:**

During processor/memory subsystem initialization, an error was encountered.

**Response:**

The FRU callouts are calculated at the time of the failure. Examine the error log for the actual replacement strategy.

---

**BC560C83****Explanation:**

During processor/memory subsystem initialization, an error was encountered.

**Response:**

The FRU callouts are calculated at the time of the failure. Examine the error log for the actual replacement strategy.

---

**BC560C84****Explanation:**

During processor/memory subsystem initialization, an error was encountered: HWAS host\_gard: no masterCore found.

**Response:**

The FRU callouts are calculated at the time of the failure. See the error log for the actual replacement strategy.

---

**BC560C85****Explanation:**

Bad MCA target.

**Response:**

The FRU callouts are calculated at the time of the failure. See the error log for the actual replacement strategy.

---

**BC560C86****Explanation:**

During processor/memory subsystem initialization, an error was encountered: Post de-configuration of target failed.

**Response:**

The FRU callouts are calculated at the time of the failure. See the error log for the actual replacement strategy.

---

**BC560C87****Explanation:**

During processor/memory subsystem initialization, an error was encountered: Post de-configuration of target failed.

**Response:**

The FRU callouts are calculated at the time of the failure. See the error log for the actual replacement strategy.

---

**BC560C88****Explanation:**

Insufficient DIMM resources.

**Response:**

The FRU callouts are calculated at the time of the failure. See the error log for the actual replacement strategy.

---

**BC560D01****Explanation:**



During processor/memory subsystem initialization, an error was encountered.

**Response:**

The FRU callouts are calculated at the time of the failure. Examine the error log for the actual replacement strategy.

---

**BC560D02**

**Explanation:**

During processor/memory subsystem initialization, an error was encountered.

**Response:**

The FRU callouts are calculated at the time of the failure. Examine the error log for the actual replacement strategy.

---

**BC560D03**

**Explanation:**

During processor/memory subsystem initialization, an error was encountered.

**Response:**

The FRU callouts are calculated at the time of the failure. Examine the error log for the actual replacement strategy.

---

**BC560D04**

**Explanation:**

During processor/memory subsystem initialization, an error was encountered.

**Response:**

The FRU callouts are calculated at the time of the failure. Examine the error log for the actual replacement strategy.

---

**BC560D05**

**Explanation:**

During processor/memory subsystem initialization, an error was encountered.

**Response:**

The FRU callouts are calculated at the time of the failure. Examine the error log for the actual replacement strategy.

---

**BC560D06**

**Explanation:**

During processor/memory subsystem initialization, an error was encountered: Hypervisor firmware request interface not linked.

**Response:**

The FRU callouts are calculated at the time of the failure. See the error log for the actual replacement strategy.

---

**BC560D07**

**Explanation:**

During processor/memory subsystem initialization, an error was encountered: Unable to allocate firmware request messages.

**Response:**

The FRU callouts are calculated at the time of the failure. See the error log for the actual replacement strategy.

---

**BC560E01**

**Explanation:**

During processor/memory subsystem initialization, an error was encountered.

**Response:**

The FRU callouts are calculated at the time of the failure. Examine the error log for the actual replacement strategy.

---

**BC560E02**

**Explanation:**

During processor/memory subsystem initialization, an error was encountered.

**Response:**

The FRU callouts are calculated at the time of the failure. Examine the error log for the actual replacement strategy.

---

**BC560E03**

**Explanation:**

During processor/memory subsystem initialization, an error was encountered.

**Response:**

The FRU callouts are calculated at the time of the failure. Examine the error log for the actual replacement strategy.

---

**BC560E04**

**Explanation:**

During processor/memory subsystem initialization, an error was encountered.

**Response:**

The FRU callouts are calculated at the time of the failure. Examine the error log for the actual replacement strategy.

---

**BC560E05**

**Explanation:**

During processor/memory subsystem initialization, an error was encountered.

**Response:**

The FRU callouts are calculated at the time of the failure. Examine the error log for the actual replacement strategy.

---

**BC560E06**

**Explanation:**

During processor/memory subsystem initialization, an error was encountered.

**Response:**

The FRU callouts are calculated at the time of the failure. Examine the error log for the actual replacement strategy.

---

**BC560E07**

**Explanation:**

During processor/memory subsystem initialization, an error was encountered.

**Response:**

The FRU callouts are calculated at the time of the failure. Examine the error log for the actual replacement strategy.

---

**BC560E08**

**Explanation:**

During processor/memory subsystem initialization, an error was encountered.

**Response:**

The FRU callouts are calculated at the time of the failure. Examine the error log for the actual replacement strategy.

---

**BC560E09**

**Explanation:**

During processor/memory subsystem initialization, an error was encountered: I2C write page size is zero.

**Response:**

The FRU callouts are calculated at the time of the failure. See the error log for the actual replacement strategy.

---

**BC560E0A**

**Explanation:**

During processor/memory subsystem initialization, an error was encountered: cacheEeprom mm\_remove\_pages FLUSH failed.

**Response:**

The FRU callouts are calculated at the time of the failure. See the error log for the actual replacement strategy.

---

**BC560E0B**

**Explanation:**

During processor/memory subsystem initialization, an error was encountered: cacheEeprom mm\_remove\_pages FLUSH failed.

**Response:**

The FRU callouts are calculated at the time of the failure. See the error log for the actual replacement strategy.

---

**BC560E0C**

**Explanation:**

During processor/memory subsystem initialization, an error was encountered: buildEepromRecordHeader invalid mux target.

**Response:**

The FRU callouts are calculated at the time of the failure. See the error log for the actual replacement strategy.

---

**BC560E0D**

**Explanation:**

Soft error in Firmware.

**Response:**

The FRU callouts are calculated at the time of the failure. See the error log for the actual replacement strategy.

---

**BC560E0E**

**Explanation:**

Firmware detected new part and is restarting.

**Response:**

The FRU callouts are calculated at the time of the failure. See the error log for the actual replacement strategy.

---

**BC560F01**

**Explanation:**

During processor/memory subsystem initialization, an error was encountered.

**Response:**

The FRU callouts are calculated at the time of the failure. Examine the error log for the actual replacement strategy.

---

**BC560F02**

**Explanation:**

During processor/memory subsystem initialization, an error was encountered.

**Response:**

The FRU callouts are calculated at the time of the failure. Examine the error log for the actual replacement strategy.

---

**BC560F03**

**Explanation:**

During processor/memory subsystem initialization, an error was encountered.

**Response:**

The FRU callouts are calculated at the time of the failure. Examine the error log for the actual replacement strategy.

---

**BC560F04**

**Explanation:**

During processor/memory subsystem initialization, an error was encountered.

**Response:**

The FRU callouts are calculated at the time of the failure. Examine the error log for the actual replacement strategy.

---

**BC560F05**

**Explanation:**

During processor/memory subsystem initialization, an error was encountered.

**Response:**

The FRU callouts are calculated at the time of the failure. Examine the error log for the actual replacement strategy.

---

**BC560F07**

**Explanation:**

During processor/memory subsystem initialization, an error was encountered.

**Response:**

The FRU callouts are calculated at the time of the failure. Examine the error log for the actual replacement strategy.

---

**BC560F08**

**Explanation:**

During processor/memory subsystem initialization, an error was encountered: Unexpected RC from issuing PSIH B EOI store.

**Response:**

The FRU callouts are calculated at the time of the failure. See the error log for the actual replacement strategy.

---

**BC560F09**

**Explanation:**

During processor/memory subsystem initialization, an error was encountered: Error unmasking interrupt source.

**Response:**

The FRU callouts are calculated at the time of the failure. See the error log for the actual replacement strategy.

---

**BC560F0C**

**Explanation:**

During processor/memory subsystem initialization, an error was encountered: Error encountered sending coalesce message to INTRP.

**Response:**

The FRU callouts are calculated at the time of the failure. See the error log for the actual replacement strategy.

---

**BC560F0D**

**Explanation:**

During processor/memory subsystem initialization, an error was encountered: Error encountered routing IPC message.

**Response:**

The FRU callouts are calculated at the time of the failure. See the error log for the actual replacement strategy.

---

**BC560F0E**

**Explanation:**

Error handling processor interrupts.

**Response:**

The FRU callouts are calculated at the time of the failure. See the error log for the actual replacement strategy.

---

**BC561001**

**Explanation:**

During processor/memory subsystem initialization, an error was encountered.

**Response:**

The FRU callouts are calculated at the time of the failure. Examine the error log for the actual replacement strategy.

---

**BC561002**

**Explanation:**

During processor/memory subsystem initialization, an error was encountered.

**Response:**

The FRU callouts are calculated at the time of the failure. Examine the error log for the actual replacement strategy.

---

**BC561003**

**Explanation:**

During processor/memory subsystem initialization, an error was encountered.

**Response:**

The FRU callouts are calculated at the time of the failure. Examine the error log for the actual replacement strategy.

---

**BC561004**

**Explanation:**

During processor/memory subsystem initialization, an error was encountered.

**Response:**

The FRU callouts are calculated at the time of the failure. Examine the error log for the actual replacement strategy.

---

**BC561005****Explanation:**

During processor/memory subsystem initialization, an error was encountered.

**Response:**

The FRU callouts are calculated at the time of the failure. Examine the error log for the actual replacement strategy.

---

**BC561006****Explanation:**

During processor/memory subsystem initialization, an error was encountered.

**Response:**

The FRU callouts are calculated at the time of the failure. Examine the error log for the actual replacement strategy.

---

**BC561007****Explanation:**

During processor/memory subsystem initialization, an error was encountered.

**Response:**

The FRU callouts are calculated at the time of the failure. Examine the error log for the actual replacement strategy.

---

**BC561008****Explanation:**

During processor/memory subsystem initialization, an error was encountered.

**Response:**

The FRU callouts are calculated at the time of the failure. Examine the error log for the actual replacement strategy.

---

**BC561009****Explanation:**

During processor/memory subsystem initialization, an error was encountered.

**Response:**

The FRU callouts are calculated at the time of the failure. Examine the error log for the actual replacement strategy.

---

**BC56100A****Explanation:**

During processor/memory subsystem initialization, an error was encountered.

**Response:**

The FRU callouts are calculated at the time of the failure. Examine the error log for the actual replacement strategy.

---

---

**BC56100B****Explanation:**

During processor/memory subsystem initialization, an error was encountered.

**Response:**

The FRU callouts are calculated at the time of the failure. Examine the error log for the actual replacement strategy.

---

**BC56100C****Explanation:**

During processor/memory subsystem initialization, an error was encountered.

**Response:**

The FRU callouts are calculated at the time of the failure. Examine the error log for the actual replacement strategy.

---

**BC56100D****Explanation:**

During processor/memory subsystem initialization, an error was encountered.

**Response:**

The FRU callouts are calculated at the time of the failure. Examine the error log for the actual replacement strategy.

---

**BC56100E****Explanation:**

During processor/memory subsystem initialization, an error was encountered.

**Response:**

The FRU callouts are calculated at the time of the failure. Examine the error log for the actual replacement strategy.

---

**BC56100F****Explanation:**

During processor/memory subsystem initialization, an error was encountered.

**Response:**

The FRU callouts are calculated at the time of the failure. Examine the error log for the actual replacement strategy.

---

**BC561011****Explanation:**

Service Processor Firmware encountered an internal error.

**Response:**

The FRU callouts are calculated at the time of the failure. See the error log for the actual replacement strategy.

---

---

**BC561012****Explanation:**

Service Processor Firmware encountered an internal error.

**Response:**

The FRU callouts are calculated at the time of the failure. See the error log for the actual replacement strategy.

---

**BC561013****Explanation:**

Host failed to boot because there was a problem configuring Time Of Day on the Host processors.

**Response:**

The FRU callouts are calculated at the time of the failure. See the error log for the actual replacement strategy.

---

**BC561014****Explanation:**

Service Processor Firmware encountered an internal error.

**Response:**

The FRU callouts are calculated at the time of the failure. See the error log for the actual replacement strategy.

---

**BC561015****Explanation:**

There was a problem in configuring Time Of Day on the Host processor.

**Response:**

The FRU callouts are calculated at the time of the failure. See the error log for the actual replacement strategy.

---

**BC561017****Explanation:**

Service Processor Firmware encountered an internal error.

**Response:**

The FRU callouts are calculated at the time of the failure. See the error log for the actual replacement strategy.

---

**BC561019****Explanation:**

Service Processor Firmware encountered an internal error.

**Response:**

The FRU callouts are calculated at the time of the failure. See the error log for the actual replacement strategy.

---

---

**BC56101A****Explanation:**

An internal error occurred. This will force the Time of Day function to run with complete redundancy.

**Response:**

The FRU callouts are calculated at the time of the failure. See the error log for the actual replacement strategy.

---

**BC561101****Explanation:**

A problem occurred during the IPL of the system.

**Response:**

The FRU callouts are calculated at the time of the failure. Examine the error log for the actual replacement strategy.

---

**BC561102****Explanation:**

During processor/memory subsystem initialization, an error was encountered.

**Response:**

The FRU callouts are calculated at the time of the failure. Examine the error log for the actual replacement strategy.

---

**BC561104****Explanation:**

A problem occurred during the IPL of the system.

**Response:**

The FRU callouts are calculated at the time of the failure. Examine the error log for the actual replacement strategy.

---

**BC561105****Explanation:**

During processor/memory subsystem initialization, an error was encountered.

**Response:**

The FRU callouts are calculated at the time of the failure. Examine the error log for the actual replacement strategy.

---

**BC561107****Explanation:**

During processor/memory subsystem initialization, an error was encountered.

**Response:**

The FRU callouts are calculated at the time of the failure. Examine the error log for the actual replacement strategy.

---

**BC561109****Explanation:**

During processor/memory subsystem initialization, an error was encountered: Retry failed. Bad status indicated in PIB status reg.

**Response:**

The FRU callouts are calculated at the time of the failure. See the error log for the actual replacement strategy.

---

**BC56110A**

**Explanation:**

During processor/memory subsystem initialization, an error was encountered: Mailbox Data Write attempted before ACK.

**Response:**

The FRU callouts are calculated at the time of the failure. See the error log for the actual replacement strategy.

---

**BC56110B**

**Explanation:**

During processor/memory subsystem initialization, an error was encountered: Mailbox Hardware detected parity error.

**Response:**

The FRU callouts are calculated at the time of the failure. See the error log for the actual replacement strategy.

---

**BC56110C**

**Explanation:**

During processor/memory subsystem initialization, an error was encountered: Invalid message type sent to mailbox msgQ.

**Response:**

The FRU callouts are calculated at the time of the failure. See the error log for the actual replacement strategy.

---

**BC56110D**

**Explanation:**

During processor/memory subsystem initialization, an error was encountered: Host boot mailbox service is not available at this time.

**Response:**

The FRU callouts are calculated at the time of the failure. See the error log for the actual replacement strategy.

---

**BC56110E**

**Explanation:**

During processor/memory subsystem initialization, an error was encountered: Failed to allocate a DMA buffer. Message dropped.

**Response:**

The FRU callouts are calculated at the time of the failure. See the error log for the actual replacement strategy.

---

**BC56110F**

**Explanation:**

During processor/memory subsystem initialization, an error was encountered: Could not register mailbox message queue.

**Response:**

The FRU callouts are calculated at the time of the failure. See the error log for the actual replacement strategy.

---

**BC561110**

**Explanation:**

During processor/memory subsystem initialization, an error was encountered: Mailbox is disabled, message dropped.

**Response:**

The FRU callouts are calculated at the time of the failure. See the error log for the actual replacement strategy.

---

**BC561111**

**Explanation:**

During processor/memory subsystem initialization, an error was encountered: An invalid node was specified.

**Response:**

The FRU callouts are calculated at the time of the failure. See the error log for the actual replacement strategy.

---

**BC561112**

**Explanation:**

During processor/memory subsystem initialization, an error was encountered: Invalid msg or msg queue.

**Response:**

The FRU callouts are calculated at the time of the failure. See the error log for the actual replacement strategy.

---

**BC561113**

**Explanation:**

During processor/memory subsystem initialization, an error was encountered: IPC Message data corrupted.

**Response:**

The FRU callouts are calculated at the time of the failure. See the error log for the actual replacement strategy.

---

**BC561202**

**Explanation:**

During processor/memory subsystem initialization, an error was encountered: Invalid address and size returned from HDAT.

**Response:**

The FRU callouts are calculated at the time of the failure. See the error log for the actual replacement strategy.

---

**BC561204**

**Explanation:**

During processor/memory subsystem initialization, an error was encountered: Cannot unmap the source table section.

**Response:**

The FRU callouts are calculated at the time of the failure. See the error log for the actual replacement strategy.

---

**BC561205**

**Explanation:**

During processor/memory subsystem initialization, an error was encountered: Cannot unmap the source table section.

**Response:**

The FRU callouts are calculated at the time of the failure. See the error log for the actual replacement strategy.

---

**BC561207**

**Explanation:**

During processor/memory subsystem initialization, an error was encountered: MDRT table is not big enough to hold all entries.

**Response:**

The FRU callouts are calculated at the time of the failure. See the error log for the actual replacement strategy.

---

**BC561209**

**Explanation:**

During processor/memory subsystem initialization, an error was encountered: MDDT table is not big enough to hold all src entries.

**Response:**

The FRU callouts are calculated at the time of the failure. See the error log for the actual replacement strategy.

---

**BC56120A**

**Explanation:**

During processor/memory subsystem initialization, an error was encountered: MDDT table is not big enough to hold all src entries.

**Response:**

The FRU callouts are calculated at the time of the failure. See the error log for the actual replacement strategy.

---

**BC56120B**

**Explanation:**

During processor/memory subsystem initialization, an error was encountered: MDST table entry with page aligned is greater than 32GB.

**Response:**

The FRU callouts are calculated at the time of the failure. See the error log for the actual replacement strategy.

---

**BC56120C**

**Explanation:**

During processor/memory subsystem initialization, an error was encountered: MDDT table entry with page aligned is greater than 32GB.

**Response:**

The FRU callouts are calculated at the time of the failure. See the error log for the actual replacement strategy.

---

**BC561301**

**Explanation:**

During processor/memory subsystem initialization, an error was encountered: Unexpected data from LPC-UART interface.

**Response:**

The FRU callouts are calculated at the time of the failure. See the error log for the actual replacement strategy.

---

**BC561302**

**Explanation:**

During processor/memory subsystem initialization, an error was encountered: Timeout from LPC-UART interface.

**Response:**

The FRU callouts are calculated at the time of the failure. See the error log for the actual replacement strategy.

---

**BC561401**

**Explanation:**

During processor/memory subsystem initialization, an error was encountered: A maint command HW timed out.

**Response:**

The FRU callouts are calculated at the time of the failure. See the error log for the actual replacement strategy.

---

**BC561402**

**Explanation:**

During processor/memory subsystem initialization, an error was encountered: A maint command SW timed out.

**Response:**

The FRU callouts are calculated at the time of the failure. See the error log for the actual replacement strategy.

---

**BC561403****Explanation:**

Task handling mainstore init crashed.

**Response:**

The FRU callouts are calculated at the time of the failure. See the error log for the actual replacement strategy.

---

**BC561602****Explanation:**

A problem occurred during the IPL of the system.

**Response:**

The FRU callouts are calculated at the time of the failure. See the error log for the actual replacement strategy.

---

**BC561603****Explanation:**

During processor/memory subsystem initialization, an error was encountered: End of file reached.

**Response:**

The FRU callouts are calculated at the time of the failure. See the error log for the actual replacement strategy.

---

**BC561604****Explanation:**

During processor/memory subsystem initialization, an error was encountered: Unable to load LID via host interface.

**Response:**

The FRU callouts are calculated at the time of the failure. See the error log for the actual replacement strategy.

---

**BC561605****Explanation:**

During processor/memory subsystem initialization, an error was encountered: DMA message contains data for wrong LID.

**Response:**

The FRU callouts are calculated at the time of the failure. See the error log for the actual replacement strategy.

---

**BC561606****Explanation:**

During processor/memory subsystem initialization, an error was encountered: Insufficient space provided for LID by calling function.

**Response:**

The FRU callouts are calculated at the time of the failure. See the error log for the actual replacement strategy.

---

**BC561607****Explanation:**

During processor/memory subsystem initialization, an error was encountered: Invalid Message type received from service processor when transferring LID pages.

**Response:**

The FRU callouts are calculated at the time of the failure. See the error log for the actual replacement strategy.

---

**BC561608****Explanation:**

During processor/memory subsystem initialization, an error was encountered: Insufficient space provided for LID by calling function.

**Response:**

The FRU callouts are calculated at the time of the failure. See the error log for the actual replacement strategy.

---

**BC561609****Explanation:**

During processor/memory subsystem initialization, an error was encountered: Unable to unload LID via host interface.

**Response:**

The FRU callouts are calculated at the time of the failure. See the error log for the actual replacement strategy.

---

**BC56160A****Explanation:**

During processor/memory subsystem initialization, an error was encountered: Unable to find Lid.

**Response:**

The FRU callouts are calculated at the time of the failure. See the error log for the actual replacement strategy.

---

**BC56160B****Explanation:**

Firmware error during boot.

**Response:**

The FRU callouts are calculated at the time of the failure. See the error log for the actual replacement strategy.

---



---

**BC56160C****Explanation:**

A problem occurred during the IPL of the system.

**Response:**

The FRU callouts are calculated at the time of the failure. See the error log for the actual replacement strategy.

---

**BC56160D****Explanation:**

A problem occurred during the IPL of the system.

**Response:**

The FRU callouts are calculated at the time of the failure. See the error log for the actual replacement strategy.

---

**BC56160E****Explanation:**

A problem occurred during the IPL of the system.

**Response:**

The FRU callouts are calculated at the time of the failure. See the error log for the actual replacement strategy.

---

**BC56160F****Explanation:**

A problem occurred during the IPL of the system.

**Response:**

The FRU callouts are calculated at the time of the failure. See the error log for the actual replacement strategy.

---

**BC561610****Explanation:**

A problem occurred during the IPL of the system.

**Response:**

The FRU callouts are calculated at the time of the failure. See the error log for the actual replacement strategy.

---

**BC561611****Explanation:**

A problem occurred during the IPL of the system.

**Response:**

The FRU callouts are calculated at the time of the failure. See the error log for the actual replacement strategy.

---

**BC561612****Explanation:**

A problem occurred during the IPL of the system.

**Response:**

The FRU callouts are calculated at the time of the failure. See the error log for the actual replacement strategy.

---

**BC561613****Explanation:**

A problem occurred during the IPL of the system.

**Response:**

The FRU callouts are calculated at the time of the failure. See the error log for the actual replacement strategy.

---

**BC561615****Explanation:**

A problem occurred during the IPL of the system.

**Response:**

The FRU callouts are calculated at the time of the failure. See the error log for the actual replacement strategy.

---

**BC561616****Explanation:**

Firmware Error.

**Response:**

The FRU callouts are calculated at the time of the failure. See the error log for the actual replacement strategy.

---

**BC561617****Explanation:**

Firmware Error.

**Response:**

The FRU callouts are calculated at the time of the failure. See the error log for the actual replacement strategy.

---

**BC561618****Explanation:**

Firmware Error.

**Response:**

The FRU callouts are calculated at the time of the failure. See the error log for the actual replacement strategy.

---

**BC56161A****Explanation:**

Firmware Error.

**Response:**

The FRU callouts are calculated at the time of the failure. See the error log for the actual replacement strategy.

---

**BC56161B****Explanation:**

Firmware Error.

**Response:**

The FRU callouts are calculated at the time of the failure. See the error log for the actual replacement strategy.

---

**BC56161C****Explanation:**

Firmware encountered an internal error.

**Response:**

The FRU callouts are calculated at the time of the failure. See the error log for the actual replacement strategy.

---

**BC56161D****Explanation:**

Firmware load error.

**Response:**

The FRU callouts are calculated at the time of the failure. See the error log for the actual replacement strategy.

---

**BC561700****Explanation:**

During processor/memory subsystem initialization, an error was encountered: Request given to load payload into mirrored memory, but no mirrored memory exists at that location.

**Response:**

The FRU callouts are calculated at the time of the failure. See the error log for the actual replacement strategy.

---

**BC561701****Explanation:**

During processor/memory subsystem initialization, an error was encountered: Failure extending memory to after exiting cache contained mode.

**Response:**

The FRU callouts are calculated at the time of the failure. See the error log for the actual replacement strategy.

---

**BC561702****Explanation:**

A problem occurred during the IPL of the system.

**Response:**

The FRU callouts are calculated at the time of the failure. Examine the error log for the actual replacement strategy.

---

**BC561703****Explanation:**

During processor/memory subsystem initialization, an error was encountered: IStep failed, see other log(s) with the same PLID for reason.

**Response:**

The FRU callouts are calculated at the time of the failure. See the error log for the actual replacement strategy.

---

**BC561704****Explanation:**

A problem occurred during the IPL of the system.

**Response:**

The FRU callouts are calculated at the time of the failure. See the error log for the actual replacement strategy.

---

**BC561705****Explanation:**

A problem occurred during the IPL of the system.

**Response:**

The FRU callouts are calculated at the time of the failure. See the error log for the actual replacement strategy.

---

**BC561706****Explanation:**

During processor/memory subsystem initialization, an error was encountered: cpu\_master\_winkle returned an error.

**Response:**

The FRU callouts are calculated at the time of the failure. See the error log for the actual replacement strategy.

---

**BC561707****Explanation:**

A problem occurred during the IPL of the system.

**Response:**

The FRU callouts are calculated at the time of the failure. See the error log for the actual replacement strategy.

---

**BC561708****Explanation:**

A problem occurred during the IPL of the system.

**Response:**

The FRU callouts are calculated at the time of the failure. Examine the error log for the actual replacement strategy.

---

**BC561709****Explanation:**

During processor/memory subsystem initialization, an error was encountered: Call to getParentAffinityTarget requesting the number of EX chips with parent affinity to a core, returned an incorrect vector size, the expected size is 1.

**Response:**

The FRU callouts are calculated at the time of the failure. See the error log for the actual replacement strategy.

---

**BC56170A****Explanation:**

A problem occurred during the IPL of the system.

**Response:**

The FRU callouts are calculated at the time of the failure. See the error log for the actual replacement strategy.

---

**BC56170B****Explanation:**

A problem isolated to firmware or firmware customization occurred during the IPL of the system.

**Response:**

The FRU callouts are calculated at the time of the failure. See the error log for the actual replacement strategy.

---

**BC56170C****Explanation:**

A problem occurred during the IPL of the system.

**Response:**

The FRU callouts are calculated at the time of the failure. See the error log for the actual replacement strategy.

---

**BC56170D****Explanation:**

A problem isolated to firmware or firmware customization occurred during the IPL of the system.

**Response:**

The FRU callouts are calculated at the time of the failure. See the error log for the actual replacement strategy.

---

**BC56170E****Explanation:**

A problem isolated to firmware or firmware customization occurred during the IPL of the system.

**Response:**

The FRU callouts are calculated at the time of the failure. See the error log for the actual replacement strategy.

---

**BC561711****Explanation:**

Platform generated error. See User Data.

**Response:**

The FRU callouts are calculated at the time of the failure. See the error log for the actual replacement strategy.

---

**BC561712****Explanation:**

Platform generated error.

**Response:**

The FRU callouts are calculated at the time of the failure. See the error log for the actual replacement strategy.

---

**BC561713****Explanation:**

Platform generated error. See User Data.

**Response:**

The FRU callouts are calculated at the time of the failure. See the error log for the actual replacement strategy.

---

**BC561714****Explanation:**

A problem occurred during the IPL of the system.

**Response:**

The FRU callouts are calculated at the time of the failure. See the error log for the actual replacement strategy.

---

**BC561715****Explanation:**

A problem occurred during the IPL of the system.

**Response:**

The FRU callouts are calculated at the time of the failure. See the error log for the actual replacement strategy.

---

**BC561716****Explanation:**

A problem occurred during the IPL of the system.

**Response:**

The FRU callouts are calculated at the time of the failure. See the error log for the actual replacement strategy.

---

**BC56171A****Explanation:**

A problem occurred during the IPL of the system.

**Response:**

The FRU callouts are calculated at the time of the failure. See the error log for the actual replacement strategy.

---

**BC56171B****Explanation:**

A problem occurred during the IPL of the system.

**Response:**

The FRU callouts are calculated at the time of the failure. See the error log for the actual replacement strategy.

---

**BC56171C****Explanation:**

A problem occurred during the IPL of the system.

**Response:**

The FRU callouts are calculated at the time of the failure. See the error log for the actual replacement strategy.

---

**BC56171D****Explanation:**

Platform security problem detected.

**Response:**

The FRU callouts are calculated at the time of the failure. See the error log for the actual replacement strategy.

---

**BC56171E****Explanation:**

During processor/memory subsystem initialization, an error was encountered: There is no functional memory.

**Response:**

The FRU callouts are calculated at the time of the failure. See the error log for the actual replacement strategy.

---

**BC56171F****Explanation:**

A problem occurred during the IPL of the system.

**Response:**

The FRU callouts are calculated at the time of the failure. See the error log for the actual replacement strategy.

---

**BC561720****Explanation:**

A problem occurred during the IPL of the system.

**Response:**

The FRU callouts are calculated at the time of the failure. See the error log for the actual replacement strategy.

---

**BC561721****Explanation:**

Platform security problem detected.

**Response:**

The FRU callouts are calculated at the time of the failure. See the error log for the actual replacement strategy.

---

**BC561722****Explanation:**

Platform security problem detected.

**Response:**

The FRU callouts are calculated at the time of the failure. See the error log for the actual replacement strategy.

---

**BC561723****Explanation:**

Platform security problem detected.

**Response:**

The FRU callouts are calculated at the time of the failure. See the error log for the actual replacement strategy.

---

**BC561724****Explanation:**

Platform security problem detected.

**Response:**

The FRU callouts are calculated at the time of the failure. See the error log for the actual replacement strategy.

---

**BC561725****Explanation:**

Platform security problem detected.

**Response:**

The FRU callouts are calculated at the time of the failure. See the error log for the actual replacement strategy.

---

**BC561726****Explanation:**

Platform security problem detected.

**Response:**

The FRU callouts are calculated at the time of the failure. See the error log for the actual replacement strategy.

---

**BC561727****Explanation:**

Platform security problem detected.

**Response:**

The FRU callouts are calculated at the time of the failure. See the error log for the actual replacement strategy.

---

**BC561728****Explanation:**

Platform security problem detected.

**Response:**

The FRU callouts are calculated at the time of the failure. See the error log for the actual replacement strategy.

---

**BC561729**

**Explanation:**

Host firmware did not find enough hardware to continue the boot.

**Response:**

The FRU callouts are calculated at the time of the failure. See the error log for the actual replacement strategy.

---

**BC561732****Explanation:**

Illegal action during boot.

**Response:**

The FRU callouts are calculated at the time of the failure. See the error log for the actual replacement strategy.

---

**BC561735****Explanation:**

A problem occurred during the IPL of the system.

**Response:**

The FRU callouts are calculated at the time of the failure. See the error log for the actual replacement strategy.

---

**BC561736****Explanation:**

A problem occurred during the IPL of the system.

**Response:**

The FRU callouts are calculated at the time of the failure. See the error log for the actual replacement strategy.

---

**BC561737****Explanation:**

A problem occurred during the IPL of the system.

**Response:**

The FRU callouts are calculated at the time of the failure. See the error log for the actual replacement strategy.

---

**BC561738****Explanation:**

Processor Error.

**Response:**

The FRU callouts are calculated at the time of the failure. See the error log for the actual replacement strategy.

---

**BC561739****Explanation:**

A problem occurred during the IPL of the system and the system will reboot.

**Response:**

The FRU callouts are calculated at the time of the failure. See the error log for the actual replacement strategy.

---

**BC56173A****Explanation:**

A problem occurred during the IPL of the system.

**Response:**

The FRU callouts are calculated at the time of the failure. See the error log for the actual replacement strategy.

---

**BC561740****Explanation:**

During processor/memory subsystem initialization, an error was encountered: messages from other nodes have not returned in time.

**Response:**

The FRU callouts are calculated at the time of the failure. See the error log for the actual replacement strategy.

---

**BC561741****Explanation:**

During processor/memory subsystem initialization, an error was encountered: Freq attribute DATA timer thread failed.

**Response:**

The FRU callouts are calculated at the time of the failure. See the error log for the actual replacement strategy.

---

**BC561742****Explanation:**

Incompatible processor modules installed between drawers.

**Response:**

The FRU callouts are calculated at the time of the failure. See the error log for the actual replacement strategy.

---

**BC561743****Explanation:**

Incompatible processor modules installed between drawers.

**Response:**

The FRU callouts are calculated at the time of the failure. See the error log for the actual replacement strategy.

---

**BC561744****Explanation:**

Incompatible processor modules installed between drawers.

**Response:**

The FRU callouts are calculated at the time of the failure. See the error log for the actual replacement strategy.

---

**BC561745****Explanation:**

Incompatible processor modules installed between drawers.

**Response:**

The FRU callouts are calculated at the time of the failure. See the error log for the actual replacement strategy.

---

**BC561746****Explanation:**

Incompatible processor modules installed between drawers.

**Response:**

The FRU callouts are calculated at the time of the failure. See the error log for the actual replacement strategy.

---

**BC561747****Explanation:**

Host firmware did not find valid hardware to continue the boot.

**Response:**

The FRU callouts are calculated at the time of the failure. See the error log for the actual replacement strategy.

---

**BC561748****Explanation:**

Platform security problem detected.

**Response:**

The FRU callouts are calculated at the time of the failure. See the error log for the actual replacement strategy.

---

**BC561749****Explanation:**

Platform security problem detected.

**Response:**

The FRU callouts are calculated at the time of the failure. See the error log for the actual replacement strategy.

---

**BC56174A****Explanation:**

There was an error training the SMP cables.

**Response:**

The FRU callouts are calculated at the time of the failure. See the error log for the actual replacement strategy.

---

**BC56174C****Explanation:**

A problem isolated to firmware or firmware customization occurred during the IPL of the system.

**Response:**

The FRU callouts are calculated at the time of the failure. See the error log for the actual replacement strategy.

---

**BC56174D****Explanation:**

PNOR-IPMI not enabled, BMC firmware needs to be updated.

**Response:**

The FRU callouts are calculated at the time of the failure. See the error log for the actual replacement strategy.

---

**BC56174E****Explanation:**

During processor/memory subsystem initialization, an error was encountered: Kernel returned error when trying to activate core.

**Response:**

The FRU callouts are calculated at the time of the failure. See the error log for the actual replacement strategy.

---

**BC56174F****Explanation:**

Unexpected IPL firmware data load error.

**Response:**

The FRU callouts are calculated at the time of the failure. See the error log for the actual replacement strategy.

---

**BC561750****Explanation:**

Platform security problem detected.

**Response:**

The FRU callouts are calculated at the time of the failure. See the error log for the actual replacement strategy.

---

**BC561752****Explanation:**

Platform security problem detected.

**Response:**

The FRU callouts are calculated at the time of the failure. See the error log for the actual replacement strategy.

---

**BC561803****Explanation:**

Task analyzing HW errors has failed.

**Response:**

The FRU callouts are calculated at the time of the failure. See the error log for the actual replacement strategy.

---

**BC561804**

**Explanation:**

Task analyzing HW errors has failed.

**Response:**

The FRU callouts are calculated at the time of the failure. See the error log for the actual replacement strategy.

---

**BC561901**

**Explanation:**

A problem occurred during the IPL of the system.

**Response:**

The FRU callouts are calculated at the time of the failure. See the error log for the actual replacement strategy.

---

**BC561902**

**Explanation:**

A problem occurred during the IPL of the system.

**Response:**

The FRU callouts are calculated at the time of the failure. See the error log for the actual replacement strategy.

---

**BC561903**

**Explanation:**

A problem occurred during the IPL of the system.

**Response:**

The FRU callouts are calculated at the time of the failure. See the error log for the actual replacement strategy.

---

**BC561904**

**Explanation:**

A problem occurred during the IPL of the system.

**Response:**

The FRU callouts are calculated at the time of the failure. See the error log for the actual replacement strategy.

---

**BC56190C**

**Explanation:**

A problem occurred during the IPL of the system.

**Response:**

The FRU callouts are calculated at the time of the failure. See the error log for the actual replacement strategy.

---

**BC561A01**

**Explanation:**

During processor/memory subsystem initialization, an error was encountered.

**Response:**

The FRU callouts are calculated at the time of the failure. Examine the error log for the actual replacement strategy.

---

**BC561A02**

**Explanation:**

During processor/memory subsystem initialization, an error was encountered: HDAT Header data not as expected.

**Response:**

The FRU callouts are calculated at the time of the failure. See the error log for the actual replacement strategy.

---

**BC561A03**

**Explanation:**

During processor/memory subsystem initialization, an error was encountered: Tuple is unallocated.

**Response:**

The FRU callouts are calculated at the time of the failure. See the error log for the actual replacement strategy.

---

**BC561A04**

**Explanation:**

During processor/memory subsystem initialization, an error was encountered: Section is not valid in standalone mode.

**Response:**

The FRU callouts are calculated at the time of the failure. See the error log for the actual replacement strategy.

---

**BC561A05**

**Explanation:**

During processor/memory subsystem initialization, an error was encountered: Error mapping in memory.

**Response:**

The FRU callouts are calculated at the time of the failure. See the error log for the actual replacement strategy.

---

**BC561A08**

**Explanation:**

During processor/memory subsystem initialization, an error was encountered: There is no host data for specified kind of payload.

**Response:**

The FRU callouts are calculated at the time of the failure. See the error log for the actual replacement strategy.

---

---

**BC561A09****Explanation:**

During processor/memory subsystem initialization, an error was encountered.

**Response:**

The FRU callouts are calculated at the time of the failure. Examine the error log for the actual replacement strategy.

---

**BC561A0A****Explanation:**

During processor/memory subsystem initialization, an error was encountered: NACA data doesn't seem right.

**Response:**

The FRU callouts are calculated at the time of the failure. See the error log for the actual replacement strategy.

---

**BC561A0B****Explanation:**

During processor/memory subsystem initialization, an error was encountered: HDAT data block falls outside valid range.

**Response:**

The FRU callouts are calculated at the time of the failure. See the error log for the actual replacement strategy.

---

**BC561A0C****Explanation:**

During processor/memory subsystem initialization, an error was encountered: Unknown section requested.

**Response:**

The FRU callouts are calculated at the time of the failure. See the error log for the actual replacement strategy.

---

**BC561A0E****Explanation:**

During processor/memory subsystem initialization, an error was encountered.

**Response:**

The FRU callouts are calculated at the time of the failure. Examine the error log for the actual replacement strategy.

---

**BC561A0F****Explanation:**

During processor/memory subsystem initialization, an error was encountered.

**Response:**

The FRU callouts are calculated at the time of the failure. Examine the error log for the actual replacement strategy.

---

---

**BC561A10****Explanation:**

During processor/memory subsystem initialization, an error was encountered.

**Response:**

The FRU callouts are calculated at the time of the failure. Examine the error log for the actual replacement strategy.

---

**BC561A11****Explanation:**

During processor/memory subsystem initialization, an error was encountered.

**Response:**

The FRU callouts are calculated at the time of the failure. Examine the error log for the actual replacement strategy.

---

**BC561A12****Explanation:**

During processor/memory subsystem initialization, an error was encountered.

**Response:**

The FRU callouts are calculated at the time of the failure. Examine the error log for the actual replacement strategy.

---

**BC561A14****Explanation:**

During processor/memory subsystem initialization, an error was encountered.

**Response:**

The FRU callouts are calculated at the time of the failure. Examine the error log for the actual replacement strategy.

---

**BC561A15****Explanation:**

During processor/memory subsystem initialization, an error was encountered.

**Response:**

The FRU callouts are calculated at the time of the failure. Examine the error log for the actual replacement strategy.

---

**BC561A16****Explanation:**

During processor/memory subsystem initialization, an error was encountered: Could not find a valid SPIRA of any type.

**Response:**

The FRU callouts are calculated at the time of the failure. See the error log for the actual replacement strategy.

---



---

**BC561A18****Explanation:**

During processor/memory subsystem initialization, an error was encountered.

**Response:**

The FRU callouts are calculated at the time of the failure. Examine the error log for the actual replacement strategy.

---

**BC561A19****Explanation:**

During processor/memory subsystem initialization, an error was encountered: No associated DMI targeting targets found for given MEMBUF targeting target.

**Response:**

The FRU callouts are calculated at the time of the failure. See the error log for the actual replacement strategy.

---

**BC561A1A****Explanation:**

During processor/memory subsystem initialization, an error was encountered: The targeting type of the input targeting target is not supported by runtime code.

**Response:**

The FRU callouts are calculated at the time of the failure. See the error log for the actual replacement strategy.

---

**BC561A1B****Explanation:**

During processor/memory subsystem initialization, an error was encountered: No processor targeting target was found for the given targeting target.

**Response:**

The FRU callouts are calculated at the time of the failure. See the error log for the actual replacement strategy.

---

**BC561A1C****Explanation:**

Kernel failed to unmap memory.

**Response:**

The FRU callouts are calculated at the time of the failure. See the error log for the actual replacement strategy.

---

**BC561A1D****Explanation:**

During processor/memory subsystem initialization, an error was encountered: PM load complex unknown mode.

**Response:**

The FRU callouts are calculated at the time of the failure. See the error log for the actual replacement strategy.

---

**BC561A1E****Explanation:**

During processor/memory subsystem initialization, an error was encountered: HCODE scom update runtime interface not linked.

**Response:**

The FRU callouts are calculated at the time of the failure. See the error log for the actual replacement strategy.

---

**BC561A1F****Explanation:**

During processor/memory subsystem initialization, an error was encountered: HCODE SCOM update error.

**Response:**

The FRU callouts are calculated at the time of the failure. See the error log for the actual replacement strategy.

---

**BC561A20****Explanation:**

Firmware error during boot.

**Response:**

The FRU callouts are calculated at the time of the failure. See the error log for the actual replacement strategy.

---

**BC561A21****Explanation:**

Platform security problem detected.

**Response:**

The FRU callouts are calculated at the time of the failure. See the error log for the actual replacement strategy.

---

**BC561A22****Explanation:**

Platform security problem detected.

**Response:**

The FRU callouts are calculated at the time of the failure. See the error log for the actual replacement strategy.

---

**BC561A23****Explanation:**

Unexpected boot firmware error.

**Response:**

The FRU callouts are calculated at the time of the failure. See the error log for the actual replacement strategy.

---

**BC561A24****Explanation:**

Platform security problem detected.

**Response:**

The FRU callouts are calculated at the time of the failure. See the error log for the actual replacement strategy.

---

**BC561A25****Explanation:**

Platform security problem detected.

**Response:**

The FRU callouts are calculated at the time of the failure. See the error log for the actual replacement strategy.

---

**BC561A26****Explanation:**

Unexpected boot firmware error.

**Response:**

The FRU callouts are calculated at the time of the failure. See the error log for the actual replacement strategy.

---

**BC561A27****Explanation:**

During processor/memory subsystem initialization, an error was encountered: Unable to fill in HB data memory.

**Response:**

The FRU callouts are calculated at the time of the failure. See the error log for the actual replacement strategy.

---

**BC561A28****Explanation:**

Internal system error occurred.

**Response:**

The FRU callouts are calculated at the time of the failure. See the error log for the actual replacement strategy.

---

**BC561A29****Explanation:**

Internal system error occurred.

**Response:**

The FRU callouts are calculated at the time of the failure. See the error log for the actual replacement strategy.

---

**BC561A2A****Explanation:**

Platform security problem detected.

**Response:**

The FRU callouts are calculated at the time of the failure. See the error log for the actual replacement strategy.

---

**BC561A2B****Explanation:**

Platform security problem detected.

**Response:**

The FRU callouts are calculated at the time of the failure. See the error log for the actual replacement strategy.

---

**BC561A2C****Explanation:**

Platform security problem detected.

**Response:**

The FRU callouts are calculated at the time of the failure. See the error log for the actual replacement strategy.

---

**BC561A2D****Explanation:**

Platform security problem detected.

**Response:**

The FRU callouts are calculated at the time of the failure. See the error log for the actual replacement strategy.

---

**BC561A2E****Explanation:**

Platform security problem detected.

**Response:**

The FRU callouts are calculated at the time of the failure. See the error log for the actual replacement strategy.

---

**BC561A2F****Explanation:**

Platform security problem detected.

**Response:**

The FRU callouts are calculated at the time of the failure. See the error log for the actual replacement strategy.

---

**BC561A30****Explanation:**

Platform security problem detected.

**Response:**

The FRU callouts are calculated at the time of the failure. See the error log for the actual replacement strategy.

---

**BC561A31****Explanation:**

Platform security problem detected.

**Response:**

The FRU callouts are calculated at the time of the failure. See the error log for the actual replacement strategy.

---

**BC561A32**

**Explanation:**

During processor/memory subsystem initialization, an error was encountered: Error with Firmware Notify request.

**Response:**

The FRU callouts are calculated at the time of the failure. See the error log for the actual replacement strategy.

---

**BC561A34**

**Explanation:**

During processor/memory subsystem initialization, an error was encountered: SBE error recovery attempt failed.

**Response:**

The FRU callouts are calculated at the time of the failure. See the error log for the actual replacement strategy.

---

**BC561A35**

**Explanation:**

During processor/memory subsystem initialization, an error was encountered: SBE error recovery attempt failed.

**Response:**

The FRU callouts are calculated at the time of the failure. See the error log for the actual replacement strategy.

---

**BC561A37**

**Explanation:**

During processor/memory subsystem initialization, an error was encountered: The Firmware Request call failed.

**Response:**

The FRU callouts are calculated at the time of the failure. See the error log for the actual replacement strategy.

---

**BC561A38**

**Explanation:**

During processor/memory subsystem initialization, an error was encountered: The Firmware Request call failed.

**Response:**

The FRU callouts are calculated at the time of the failure. See the error log for the actual replacement strategy.

---

**BC561A39**

**Explanation:**

During processor/memory subsystem initialization, an error was encountered: The Firmware Request call failed.

**Response:**

The FRU callouts are calculated at the time of the failure. See the error log for the actual replacement strategy.

---

**BC561A3A**

**Explanation:**

Firmware encountered an internal error.

**Response:**

The FRU callouts are calculated at the time of the failure. See the error log for the actual replacement strategy.

---

**BC561A3B**

**Explanation:**

Firmware encountered an internal error.

**Response:**

The FRU callouts are calculated at the time of the failure. See the error log for the actual replacement strategy.

---

**BC561A3C**

**Explanation:**

During processor/memory subsystem initialization, an error was encountered: Attribute failed to update on HBRT side.

**Response:**

The FRU callouts are calculated at the time of the failure. See the error log for the actual replacement strategy.

---

**BC561A3D**

**Explanation:**

Hostboot attempted to reserve memory outside of allowed range.

**Response:**

The FRU callouts are calculated at the time of the failure. See the error log for the actual replacement strategy.

---

**BC561A3E**

**Explanation:**

During processor/memory subsystem initialization, an error was encountered: messages from other nodes have not returned in time.

**Response:**

The FRU callouts are calculated at the time of the failure. See the error log for the actual replacement strategy.

---

**BC561A3F****Explanation:**

During processor/memory subsystem initialization, an error was encountered: sendSBESystemConfig timer thread failed.

**Response:**

The FRU callouts are calculated at the time of the failure. See the error log for the actual replacement strategy.

---

**BC561A40****Explanation:**

Informational log containing historic data.

**Response:**

The FRU callouts are calculated at the time of the failure. See the error log for the actual replacement strategy.

---

**BC561A42****Explanation:**

Failure in the security subsystem.

**Response:**

The FRU callouts are calculated at the time of the failure. See the error log for the actual replacement strategy.

---

**BC561A43****Explanation:**

Failure in the security subsystem.

**Response:**

The FRU callouts are calculated at the time of the failure. See the error log for the actual replacement strategy.

---

**BC561A44****Explanation:**

Firmware error initializing system data structures during boot.

**Response:**

The FRU callouts are calculated at the time of the failure. See the error log for the actual replacement strategy.

---

**BC561B01****Explanation:**

Boot firmware has crashed with an internal error.

**Response:**

The FRU callouts are calculated at the time of the failure. See the error log for the actual replacement strategy.

---

**BC561B02****Explanation:**

Boot firmware has crashed with an internal error.

**Response:**

The FRU callouts are calculated at the time of the failure. See the error log for the actual replacement strategy.

---

**BC561B03****Explanation:**

Boot firmware has crashed with an internal error.

**Response:**

The FRU callouts are calculated at the time of the failure. See the error log for the actual replacement strategy.

---

**BC561C01****Explanation:**

During processor/memory subsystem initialization, an error was encountered.

**Response:**

The FRU callouts are calculated at the time of the failure. Examine the error log for the actual replacement strategy.

---

**BC561C02****Explanation:**

During processor/memory subsystem initialization, an error was encountered.

**Response:**

The FRU callouts are calculated at the time of the failure. Examine the error log for the actual replacement strategy.

---

**BC561C03****Explanation:**

During processor/memory subsystem initialization, an error was encountered: System configuration does not have a Parent DMI for the current centaur.

**Response:**

The FRU callouts are calculated at the time of the failure. See the error log for the actual replacement strategy.

---

**BC561C05****Explanation:**

During processor/memory subsystem initialization, an error was encountered: SUE Encountered when collecting IBSCOM Error Data.

**Response:**

The FRU callouts are calculated at the time of the failure. See the error log for the actual replacement strategy.

---

**BC561C06****Explanation:**

During processor/memory subsystem initialization, an error was encountered: Bus failure when attempting to perform IBSCOM operation. IBSCOM disabled.

**Response:**

The FRU callouts are calculated at the time of the failure. See the error log for the actual replacement strategy.

---

**BC561C07**

**Explanation:**

During processor/memory subsystem initialization, an error was encountered.

**Response:**

The FRU callouts are calculated at the time of the failure. Examine the error log for the actual replacement strategy.

---

**BC561C08**

**Explanation:**

During processor/memory subsystem initialization, an error was encountered: PIB error when attempting to perform IBSCOM operation.

**Response:**

The FRU callouts are calculated at the time of the failure. See the error log for the actual replacement strategy.

---

**BC561C09**

**Explanation:**

During processor/memory subsystem initialization, an error was encountered: Detected error doesn't match the address we failed on.

**Response:**

The FRU callouts are calculated at the time of the failure. See the error log for the actual replacement strategy.

---

**BC561C0A**

**Explanation:**

During processor/memory subsystem initialization, an error was encountered: Previous error disabled ibscom, so forcing a retry via FSI.

**Response:**

The FRU callouts are calculated at the time of the failure. See the error log for the actual replacement strategy.

---

**BC561D01**

**Explanation:**

A problem occurred during the IPL of the system.

**Response:**

The FRU callouts are calculated at the time of the failure. See the error log for the actual replacement strategy.

---

**BC561D03**

**Explanation:**

During processor/memory subsystem initialization, an error was encountered: The record enumeration did not have a corresponding string value.

**Response:**

The FRU callouts are calculated at the time of the failure. See the error log for the actual replacement strategy.

---

**BC561D04**

**Explanation:**

A problem occurred during the IPL of the system.

**Response:**

The FRU callouts are calculated at the time of the failure. See the error log for the actual replacement strategy.

---

**BC561D05**

**Explanation:**

During processor/memory subsystem initialization, an error was encountered: Record name does not match value expected for offset read.

**Response:**

The FRU callouts are calculated at the time of the failure. See the error log for the actual replacement strategy.

---

**BC561D06**

**Explanation:**

During processor/memory subsystem initialization, an error was encountered: Buffer for checking Presence Detect was not the correct size.

**Response:**

The FRU callouts are calculated at the time of the failure. See the error log for the actual replacement strategy.

---

**BC561D07**

**Explanation:**

During processor/memory subsystem initialization, an error was encountered: Invalid Basic Memory Type.

**Response:**

The FRU callouts are calculated at the time of the failure. See the error log for the actual replacement strategy.

---

**BC561D09**

**Explanation:**

A problem occurred during the IPL of the system.

**Response:**

The FRU callouts are calculated at the time of the failure. See the error log for the actual replacement strategy.

---

---

**BC561D0B****Explanation:**

A problem occurred during the IPL of the system.

**Response:**

The FRU callouts are calculated at the time of the failure. See the error log for the actual replacement strategy.

---

**BC561D0D****Explanation:**

A problem occurred during the IPL of the system.

**Response:**

The FRU callouts are calculated at the time of the failure. See the error log for the actual replacement strategy.

---

**BC561D0E****Explanation:**

A problem occurred during the IPL of the system.

**Response:**

The FRU callouts are calculated at the time of the failure. See the error log for the actual replacement strategy.

---

**BC561D0F****Explanation:**

A problem occurred during the IPL of the system.

**Response:**

The FRU callouts are calculated at the time of the failure. See the error log for the actual replacement strategy.

---

**BC561D10****Explanation:**

A problem occurred during the IPL of the system.

**Response:**

The FRU callouts are calculated at the time of the failure. See the error log for the actual replacement strategy.

---

**BC561D11****Explanation:**

A problem occurred during the IPL of the system.

**Response:**

The FRU callouts are calculated at the time of the failure. See the error log for the actual replacement strategy.

---

**BC561D13****Explanation:**

A problem occurred during the IPL of the system.

**Response:**

The FRU callouts are calculated at the time of the failure. Examine the error log for the actual replacement strategy.

---

**BC561D14****Explanation:**

A problem occurred during the IPL of the system.

**Response:**

The FRU callouts are calculated at the time of the failure. See the error log for the actual replacement strategy.

---

**BC561D15****Explanation:**

A problem occurred during the IPL of the system.

**Response:**

The FRU callouts are calculated at the time of the failure. See the error log for the actual replacement strategy.

---

**BC561D16****Explanation:**

During processor/memory subsystem initialization, an error was encountered: Requested VPD type is invalid or not supported at runtime.

**Response:**

The FRU callouts are calculated at the time of the failure. See the error log for the actual replacement strategy.

---

**BC561D18****Explanation:**

During processor/memory subsystem initialization, an error was encountered.

**Response:**

The FRU callouts are calculated at the time of the failure. Examine the error log for the actual replacement strategy.

---

**BC561D19****Explanation:**

During processor/memory subsystem initialization, an error was encountered.

**Response:**

The FRU callouts are calculated at the time of the failure. Examine the error log for the actual replacement strategy.

---

**BC561D1A****Explanation:**

During processor/memory subsystem initialization, an error was encountered: Hypervisor returned NULL address for VPD.

**Response:**

The FRU callouts are calculated at the time of the failure. See the error log for the actual replacement strategy.

---

**BC561D1B****Explanation:**

During processor/memory subsystem initialization, an error was encountered: Reserved size in memory insufficient for runtime VPD.

**Response:**

The FRU callouts are calculated at the time of the failure. See the error log for the actual replacement strategy.

---

**BC561D1C****Explanation:**

During processor/memory subsystem initialization, an error was encountered.

**Response:**

The FRU callouts are calculated at the time of the failure. Examine the error log for the actual replacement strategy.

---

**BC561D30****Explanation:**

During processor/memory subsystem initialization, an error was encountered: The VHDR was invalid.

**Response:**

The FRU callouts are calculated at the time of the failure. See the error log for the actual replacement strategy.

---

**BC561D31****Explanation:**

During processor/memory subsystem initialization, an error was encountered: Unable to resolve the VPD source (PNOR or SEEPROM).

**Response:**

The FRU callouts are calculated at the time of the failure. See the error log for the actual replacement strategy.

---

**BC561D32****Explanation:**

During processor/memory subsystem initialization, an error was encountered: writePNOR mm\_remove\_pages FLUSH failed.

**Response:**

The FRU callouts are calculated at the time of the failure. See the error log for the actual replacement strategy.

---

**BC561D33****Explanation:**

During processor/memory subsystem initialization, an error was encountered: Unexpected target type.

**Response:**

The FRU callouts are calculated at the time of the failure. See the error log for the actual replacement strategy.

---

**BC561D34****Explanation:**

During processor/memory subsystem initialization, an error was encountered: Unable to resolve the VPD destination (PNOR or SEEPROM).

**Response:**

The FRU callouts are calculated at the time of the failure. See the error log for the actual replacement strategy.

---

**BC561D35****Explanation:**

Fatal firmware boot error.

**Response:**

The FRU callouts are calculated at the time of the failure. See the error log for the actual replacement strategy.

---

**BC561D36****Explanation:**

During processor/memory subsystem initialization, an error was encountered: Invalid data length.

**Response:**

The FRU callouts are calculated at the time of the failure. See the error log for the actual replacement strategy.

---

**BC561D37****Explanation:**

During processor/memory subsystem initialization, an error was encountered: MBOX send not supported in HBRT.

**Response:**

The FRU callouts are calculated at the time of the failure. See the error log for the actual replacement strategy.

---

**BC561D3B****Explanation:**

During processor/memory subsystem initialization, an error was encountered: Node for VPD is too large.

**Response:**

The FRU callouts are calculated at the time of the failure. See the error log for the actual replacement strategy.

---

**BC561D3C****Explanation:**

Firmware error writing VPD.

**Response:**

The FRU callouts are calculated at the time of the failure. See the error log for the actual replacement strategy.

---

**BC561D3D**

**Explanation:**

Runtime vital product data update failure.

**Response:**

The FRU callouts are calculated at the time of the failure. See the error log for the actual replacement strategy.

---

**BC561D3E**

**Explanation:**

Firmware configuration error.

**Response:**

The FRU callouts are calculated at the time of the failure. See the error log for the actual replacement strategy.

---

**BC561D3F**

**Explanation:**

Firmware error during boot.

**Response:**

The FRU callouts are calculated at the time of the failure. See the error log for the actual replacement strategy.

---

**BC561E01**

**Explanation:**

During processor/memory subsystem initialization, an error was encountered.

**Response:**

The FRU callouts are calculated at the time of the failure. Examine the error log for the actual replacement strategy.

---

**BC561E02**

**Explanation:**

During processor/memory subsystem initialization, an error was encountered.

**Response:**

The FRU callouts are calculated at the time of the failure. Examine the error log for the actual replacement strategy.

---

**BC561E03**

**Explanation:**

A problem occurred during the IPL of the system.

**Response:**

The FRU callouts are calculated at the time of the failure. Examine the error log for the actual replacement strategy.

---

**BC561E05**

**Explanation:**

A problem occurred during the IPL of the system.

**Response:**

The FRU callouts are calculated at the time of the failure. See the error log for the actual replacement strategy.

---

**BC561E06**

**Explanation:**

A problem occurred during the IPL of the system.

**Response:**

The FRU callouts are calculated at the time of the failure. Examine the error log for the actual replacement strategy.

---

**BC561E07**

**Explanation:**

Secure Boot firmware validation failed.

**Response:**

The FRU callouts are calculated at the time of the failure. See the error log for the actual replacement strategy.

---

**BC561E09**

**Explanation:**

Unexpected internal firmware error.

**Response:**

The FRU callouts are calculated at the time of the failure. See the error log for the actual replacement strategy.

---

**BC561E0B**

**Explanation:**

Security failure occurred during the IPL of the system.

**Response:**

The FRU callouts are calculated at the time of the failure. See the error log for the actual replacement strategy.

---

**BC561E0C**

**Explanation:**

Firmware Error.

**Response:**

The FRU callouts are calculated at the time of the failure. See the error log for the actual replacement strategy.

---

**BC561E0D**

**Explanation:**

Firmware Error.



**Response:**

The FRU callouts are calculated at the time of the failure. See the error log for the actual replacement strategy.

---

**BC561E0E****Explanation:**

Platform security problem detected.

**Response:**

The FRU callouts are calculated at the time of the failure. See the error log for the actual replacement strategy.

---

**BC561E0F****Explanation:**

Firmware Error.

**Response:**

The FRU callouts are calculated at the time of the failure. See the error log for the actual replacement strategy.

---

**BC561E10****Explanation:**

Firmware Error.

**Response:**

The FRU callouts are calculated at the time of the failure. See the error log for the actual replacement strategy.

---

**BC561E11****Explanation:**

Firmware Error.

**Response:**

The FRU callouts are calculated at the time of the failure. See the error log for the actual replacement strategy.

---

**BC561E12****Explanation:**

Firmware Error.

**Response:**

The FRU callouts are calculated at the time of the failure. See the error log for the actual replacement strategy.

---

**BC561E13****Explanation:**

Boot firmware integrity issue; Reinstall boot firmware.

**Response:**

The FRU callouts are calculated at the time of the failure. See the error log for the actual replacement strategy.

---

**BC561E14****Explanation:**

Secure Boot failure.

**Response:**

The FRU callouts are calculated at the time of the failure. See the error log for the actual replacement strategy.

---

**BC561E15****Explanation:**

Planar jumper configuration.

**Response:**

The FRU callouts are calculated at the time of the failure. See the error log for the actual replacement strategy.

---

**BC561E16****Explanation:**

A problem occurred during the IPL of the system.

**Response:**

The FRU callouts are calculated at the time of the failure. See the error log for the actual replacement strategy.

---

**BC561E17****Explanation:**

Could not allocate any requested SMF memory.

**Response:**

The FRU callouts are calculated at the time of the failure. See the error log for the actual replacement strategy.

---

**BC561E18****Explanation:**

SMF secure memory allocation request altered to satisfy memory allocation rules.

**Response:**

The FRU callouts are calculated at the time of the failure. See the error log for the actual replacement strategy.

---

**BC561E20****Explanation:**

Secure Boot failure.

**Response:**

The FRU callouts are calculated at the time of the failure. See the error log for the actual replacement strategy.

---

**BC561E21****Explanation:**

Secure Boot failure.

**Response:**

The FRU callouts are calculated at the time of the failure. See the error log for the actual replacement strategy.

---

---

**BC561E22****Explanation:**

Secure Boot failure.

**Response:**

The FRU callouts are calculated at the time of the failure. See the error log for the actual replacement strategy.

---

**BC561E23****Explanation:**

Secure Boot failure.

**Response:**

The FRU callouts are calculated at the time of the failure. See the error log for the actual replacement strategy.

---

**BC561E24****Explanation:**

Secure Boot failure.

**Response:**

The FRU callouts are calculated at the time of the failure. See the error log for the actual replacement strategy.

---

**BC561E25****Explanation:**

Secure Boot failure.

**Response:**

The FRU callouts are calculated at the time of the failure. See the error log for the actual replacement strategy.

---

**BC561E26****Explanation:**

Secure Boot failure.

**Response:**

The FRU callouts are calculated at the time of the failure. See the error log for the actual replacement strategy.

---

**BC561E27****Explanation:**

Secure Boot failure.

**Response:**

The FRU callouts are calculated at the time of the failure. See the error log for the actual replacement strategy.

---

**BC561E28****Explanation:**

Secure Boot failure.

**Response:**

The FRU callouts are calculated at the time of the failure. See the error log for the actual replacement strategy.

---

**BC561E29****Explanation:**

Secure Boot failure.

**Response:**

The FRU callouts are calculated at the time of the failure. See the error log for the actual replacement strategy.

---

**BC561E2A****Explanation:**

Secure Boot failure.

**Response:**

The FRU callouts are calculated at the time of the failure. See the error log for the actual replacement strategy.

---

**BC561E2B****Explanation:**

Secure Boot failure.

**Response:**

The FRU callouts are calculated at the time of the failure. See the error log for the actual replacement strategy.

---

**BC561E2D****Explanation:**

During processor/memory subsystem initialization, an error was encountered: Could not fetch primary TPM's Log.

**Response:**

The FRU callouts are calculated at the time of the failure. See the error log for the actual replacement strategy.

---

**BC561E30****Explanation:**

Trusted Boot failure.

**Response:**

The FRU callouts are calculated at the time of the failure. See the error log for the actual replacement strategy.

---

**BC561E31****Explanation:**

Trusted Boot failure.

**Response:**

The FRU callouts are calculated at the time of the failure. See the error log for the actual replacement strategy.

---

**BC561E32**

**Explanation:**

Trusted Boot failure.

**Response:**

The FRU callouts are calculated at the time of the failure. See the error log for the actual replacement strategy.

---

**BC561E33****Explanation:**

Trusted Boot failure.

**Response:**

The FRU callouts are calculated at the time of the failure. See the error log for the actual replacement strategy.

---

**BC561E34****Explanation:**

Trusted Boot failure.

**Response:**

The FRU callouts are calculated at the time of the failure. See the error log for the actual replacement strategy.

---

**BC561E41****Explanation:**

A problem occurred during the IPL of the system.

**Response:**

The FRU callouts are calculated at the time of the failure. See the error log for the actual replacement strategy.

---

**BC561E42****Explanation:**

A problem occurred during the IPL of the system.

**Response:**

The FRU callouts are calculated at the time of the failure. See the error log for the actual replacement strategy.

---

**BC561E43****Explanation:**

A problem occurred during the IPL of the system.

**Response:**

The FRU callouts are calculated at the time of the failure. See the error log for the actual replacement strategy.

---

**BC561E44****Explanation:**

Physical Presence was Asserted.

**Response:**

The FRU callouts are calculated at the time of the failure. See the error log for the actual replacement strategy.

---

**BC561E45****Explanation:**

Re-IPLing to open a Physical Presence Window.

**Response:**

The FRU callouts are calculated at the time of the failure. See the error log for the actual replacement strategy.

---

**BC561E46****Explanation:**

A problem occurred during the IPL of the system.

**Response:**

The FRU callouts are calculated at the time of the failure. See the error log for the actual replacement strategy.

---

**BC561E47****Explanation:**

Detected Special Key Clear Request.

**Response:**

The FRU callouts are calculated at the time of the failure. See the error log for the actual replacement strategy.

---

**BC561EA0****Explanation:**

During processor/memory subsystem initialization, an error was encountered: Invalid operation type.

**Response:**

The FRU callouts are calculated at the time of the failure. See the error log for the actual replacement strategy.

---

**BC561EA1****Explanation:**

During processor/memory subsystem initialization, an error was encountered: No Trusted Platform Module (TPM) found in system.

**Response:**

The FRU callouts are calculated at the time of the failure. See the error log for the actual replacement strategy.

---

**BC561EA2****Explanation:**

During processor/memory subsystem initialization, an error was encountered: Command failure reading Trusted Platform Module (TPM) FW version.

**Response:**

The FRU callouts are calculated at the time of the failure. See the error log for the actual replacement strategy.

---

**BC561EA3**

**Explanation:**

During processor/memory subsystem initialization, an error was encountered: Command failure reading Trusted Platform Module (TPM) FW version.

**Response:**

The FRU callouts are calculated at the time of the failure. See the error log for the actual replacement strategy.

---

**BC561EA4****Explanation:**

During processor/memory subsystem initialization, an error was encountered: Command failure reading Trusted Platform Module (TPM) FW version.

**Response:**

The FRU callouts are calculated at the time of the failure. See the error log for the actual replacement strategy.

---

**BC561EA5****Explanation:**

During processor/memory subsystem initialization, an error was encountered: Command failure reading Trusted Platform Module (TPM) FW version.

**Response:**

The FRU callouts are calculated at the time of the failure. See the error log for the actual replacement strategy.

---

**BC561EA6****Explanation:**

During processor/memory subsystem initialization, an error was encountered: Unsupported command code during marshal.

**Response:**

The FRU callouts are calculated at the time of the failure. See the error log for the actual replacement strategy.

---

**BC561EA7****Explanation:**

During processor/memory subsystem initialization, an error was encountered: Marshaling error detected.

**Response:**

The FRU callouts are calculated at the time of the failure. See the error log for the actual replacement strategy.

---

**BC561EA8****Explanation:**

During processor/memory subsystem initialization, an error was encountered: Unsupported command code during unmarshal.

**Response:**

The FRU callouts are calculated at the time of the failure. See the error log for the actual replacement strategy.

---

**BC561EA9****Explanation:**

During processor/memory subsystem initialization, an error was encountered: Unmarshaling error detected.

**Response:**

The FRU callouts are calculated at the time of the failure. See the error log for the actual replacement strategy.

---

**BC561F01****Explanation:**

During processor/memory subsystem initialization, an error was encountered: IPC service provider received an unexpected message.

**Response:**

The FRU callouts are calculated at the time of the failure. See the error log for the actual replacement strategy.

---

**BC562101****Explanation:**

During processor/memory subsystem initialization, an error was encountered.

**Response:**

The FRU callouts are calculated at the time of the failure. Examine the error log for the actual replacement strategy.

---

**BC562102****Explanation:**

During processor/memory subsystem initialization, an error was encountered.

**Response:**

The FRU callouts are calculated at the time of the failure. Examine the error log for the actual replacement strategy.

---

**BC562201****Explanation:**

A problem occurred while updating processor boot code.

**Response:**

The FRU callouts are calculated at the time of the failure. See the error log for the actual replacement strategy.

---

**BC562202****Explanation:**

A problem occurred while updating processor boot code.

**Response:**

The FRU callouts are calculated at the time of the failure. See the error log for the actual replacement strategy.

---

**BC562203****Explanation:**

A problem occurred while updating processor boot code.

**Response:**

The FRU callouts are calculated at the time of the failure. See the error log for the actual replacement strategy.

---

**BC562204****Explanation:**

A problem occurred while updating processor boot code.

**Response:**

The FRU callouts are calculated at the time of the failure. See the error log for the actual replacement strategy.

---

**BC562206****Explanation:**

A problem occurred while updating processor boot code.

**Response:**

The FRU callouts are calculated at the time of the failure. See the error log for the actual replacement strategy.

---

**BC562207****Explanation:**

A problem occurred while updating processor boot code.

**Response:**

The FRU callouts are calculated at the time of the failure. See the error log for the actual replacement strategy.

---

**BC562208****Explanation:**

A problem occurred while updating processor boot code.

**Response:**

The FRU callouts are calculated at the time of the failure. See the error log for the actual replacement strategy.

---

**BC56220A****Explanation:**

A problem occurred while updating processor boot code.

**Response:**

The FRU callouts are calculated at the time of the failure. See the error log for the actual replacement strategy.

---

**BC56220B****Explanation:**

A problem occurred while updating processor boot code.

**Response:**

The FRU callouts are calculated at the time of the failure. See the error log for the actual replacement strategy.

---

**BC56220D****Explanation:**

A problem occurred while updating processor boot code.

**Response:**

The FRU callouts are calculated at the time of the failure. See the error log for the actual replacement strategy.

---

**BC56220E****Explanation:**

During processor/memory subsystem initialization, an error was encountered: Invalid Boot SEEPROM Side Found.

**Response:**

The FRU callouts are calculated at the time of the failure. See the error log for the actual replacement strategy.

---

**BC56220F****Explanation:**

ECC or Data Mismatch Fail Reading Back Self Boot Engine (SBE) Version Information.

**Response:**

The FRU callouts are calculated at the time of the failure. See the error log for the actual replacement strategy.

---

**BC562210****Explanation:**

A problem occurred while updating processor boot code.

**Response:**

The FRU callouts are calculated at the time of the failure. See the error log for the actual replacement strategy.

---

**BC562211****Explanation:**

A problem occurred while updating processor boot code.

**Response:**

The FRU callouts are calculated at the time of the failure. See the error log for the actual replacement strategy.

---

**BC562212****Explanation:**

Successful Update of Self Boot Engine (SBE) SEEPROM SBE Version Information.

**Response:**

The FRU callouts are calculated at the time of the failure. See the error log for the actual replacement strategy.

---

**BC562213****Explanation:**

Self Boot Engine (SBE) Version Mismatch with Master Target.

**Response:**

The FRU callouts are calculated at the time of the failure. See the error log for the actual replacement strategy.

---

**BC562214****Explanation:**

During processor/memory subsystem initialization, an error was encountered: Error Associated with Updating this Target.

**Response:**

The FRU callouts are calculated at the time of the failure. See the error log for the actual replacement strategy.

---

**BC562215****Explanation:**

Self Boot Engine (SBE) Image Version Mismatch with Master Target.

**Response:**

The FRU callouts are calculated at the time of the failure. See the error log for the actual replacement strategy.

---

**BC562216****Explanation:**

A problem occurred while updating processor boot code.

**Response:**

The FRU callouts are calculated at the time of the failure. See the error log for the actual replacement strategy.

---

**BC562217****Explanation:**

Unsupported system configuration.

**Response:**

The FRU callouts are calculated at the time of the failure. See the error log for the actual replacement strategy.

---

**BC562218****Explanation:**

Unsupported system configuration.

**Response:**

The FRU callouts are calculated at the time of the failure. See the error log for the actual replacement strategy.

---

**BC562219****Explanation:**

A problem occurred while updating processor boot code.

**Response:**

The FRU callouts are calculated at the time of the failure. See the error log for the actual replacement strategy.

---

**BC56221A****Explanation:**

A problem occurred while updating processor boot code.

**Response:**

The FRU callouts are calculated at the time of the failure. See the error log for the actual replacement strategy.

---

**BC56221B****Explanation:**

SBE is not being updated.

**Response:**

The FRU callouts are calculated at the time of the failure. See the error log for the actual replacement strategy.

---

**BC56221D****Explanation:**

Chip level is invalid.

**Response:**

The FRU callouts are calculated at the time of the failure. See the error log for the actual replacement strategy.

---

**BC56221E****Explanation:**

A problem occurred while updating processor boot code.

**Response:**

The FRU callouts are calculated at the time of the failure. See the error log for the actual replacement strategy.

---

**BC56221F****Explanation:**

A problem occurred while updating processor boot code.

**Response:**

The FRU callouts are calculated at the time of the failure. See the error log for the actual replacement strategy.

---

**BC562300****Explanation:**

A problem occurred during the IPL of the system.

**Response:**

The FRU callouts are calculated at the time of the failure. See the error log for the actual replacement strategy.

---

**BC562301****Explanation:**

A problem occurred during the IPL of the system.

**Response:**

The FRU callouts are calculated at the time of the failure. See the error log for the actual replacement strategy.

---

**BC562302****Explanation:**

A problem occurred during the IPL of the system.

**Response:**

The FRU callouts are calculated at the time of the failure. See the error log for the actual replacement strategy.

---

**BC562303****Explanation:**

A problem occurred during the IPL of the system.

**Response:**

The FRU callouts are calculated at the time of the failure. See the error log for the actual replacement strategy.

---

**BC562310****Explanation:**

A problem occurred during the IPL of the system.

**Response:**

The FRU callouts are calculated at the time of the failure. See the error log for the actual replacement strategy.

---

**BC562401****Explanation:**

Firmware error accessing internal bus during IPL.

**Response:**

The FRU callouts are calculated at the time of the failure. See the error log for the actual replacement strategy.

---

**BC562402****Explanation:**

Hardware error accessing internal bus during IPL.

**Response:**

The FRU callouts are calculated at the time of the failure. See the error log for the actual replacement strategy.

---

**BC562403****Explanation:**

Firmware error accessing internal bus during IPL.

**Response:**

The FRU callouts are calculated at the time of the failure. See the error log for the actual replacement strategy.

---

**BC562404****Explanation:**

Error(s) found in OPB Status Register.

**Response:**

The FRU callouts are calculated at the time of the failure. See the error log for the actual replacement strategy.

---

**BC562405****Explanation:**

Unsupported Reset Level requested.

**Response:**

The FRU callouts are calculated at the time of the failure. See the error log for the actual replacement strategy.

---

**BC562406****Explanation:**

Firmware error during boot flash diagnostics.

**Response:**

The FRU callouts are calculated at the time of the failure. See the error log for the actual replacement strategy.

---

**BC562407****Explanation:**

Firmware error during boot flash diagnostics.

**Response:**

The FRU callouts are calculated at the time of the failure. See the error log for the actual replacement strategy.

---

**BC562408****Explanation:**

Firmware error during boot flash diagnostics.

**Response:**

The FRU callouts are calculated at the time of the failure. See the error log for the actual replacement strategy.

---

**BC562409****Explanation:**

Firmware error during boot flash diagnostics.

**Response:**

The FRU callouts are calculated at the time of the failure. See the error log for the actual replacement strategy.

---

**BC56240A****Explanation:**

Errors found in LPCHC Status Register.

**Response:**

The FRU callouts are calculated at the time of the failure. See the error log for the actual replacement strategy.

---

**BC562501****Explanation:**

Firmware error during system boot.

**Response:**

The FRU callouts are calculated at the time of the failure. See the error log for the actual replacement strategy.

---

**BC562502****Explanation:**

Firmware error.

**Response:**

The FRU callouts are calculated at the time of the failure. See the error log for the actual replacement strategy.

---

**BC562503****Explanation:**

Firmware error during IPMI event handling.

**Response:**

The FRU callouts are calculated at the time of the failure. See the error log for the actual replacement strategy.

---

**BC562504****Explanation:**

During processor/memory subsystem initialization, an error was encountered: Command not valid for this sensor.

**Response:**

The FRU callouts are calculated at the time of the failure. See the error log for the actual replacement strategy.

---

**BC562505****Explanation:**

During processor/memory subsystem initialization, an error was encountered: Set sensor reading command failed.

**Response:**

The FRU callouts are calculated at the time of the failure. See the error log for the actual replacement strategy.

---

**BC562506****Explanation:**

During processor/memory subsystem initialization, an error was encountered: Set sensor reading command failed.

**Response:**

The FRU callouts are calculated at the time of the failure. See the error log for the actual replacement strategy.

---

**BC562507****Explanation:**

During processor/memory subsystem initialization, an error was encountered: Requested sensor is not present.

**Response:**

The FRU callouts are calculated at the time of the failure. See the error log for the actual replacement strategy.

---

**BC562508****Explanation:**

During processor/memory subsystem initialization, an error was encountered: Set sensor reading command failed.

**Response:**

The FRU callouts are calculated at the time of the failure. See the error log for the actual replacement strategy.

---

**BC562509****Explanation:**

Unexpected IPMI completion code from the BMC.

**Response:**

The FRU callouts are calculated at the time of the failure. See the error log for the actual replacement strategy.

---

**BC56250A****Explanation:**

The DCMI command to retrieve the power limit data from the BMC has failed, the user defined power limit cannot be applied.

**Response:**



The FRU callouts are calculated at the time of the failure. See the error log for the actual replacement strategy.

---

**BC56250B****Explanation:**

Request to get sensor reading IPMI completion code can be seen in userdata1 field of the log.

**Response:**

The FRU callouts are calculated at the time of the failure. See the error log for the actual replacement strategy.

---

**BC56250C****Explanation:**

During processor/memory subsystem initialization, an error was encountered: Request to get sensor type form the bmc failed.

**Response:**

The FRU callouts are calculated at the time of the failure. See the error log for the actual replacement strategy.

---

**BC56250D****Explanation:**

Unable to determine sensor information.

**Response:**

The FRU callouts are calculated at the time of the failure. See the error log for the actual replacement strategy.

---

**BC56250E****Explanation:**

During processor/memory subsystem initialization, an error was encountered: VPD data is invalid size.

**Response:**

The FRU callouts are calculated at the time of the failure. See the error log for the actual replacement strategy.

---

**BC56250F****Explanation:**

The passed in sensor number is not valid.

**Response:**

The FRU callouts are calculated at the time of the failure. See the error log for the actual replacement strategy.

---

**BC562510****Explanation:**

Unable to find a valid sensor setting.

**Response:**

The FRU callouts are calculated at the time of the failure. See the error log for the actual replacement strategy.

---

**BC562601****Explanation:**

During processor/memory subsystem initialization, an error was encountered: OCC is not valid.

**Response:**

The FRU callouts are calculated at the time of the failure. See the error log for the actual replacement strategy.

---

**BC562602****Explanation:**

During processor/memory subsystem initialization, an error was encountered: Throttle numerator calculated doesn't meet min utilization.

**Response:**

The FRU callouts are calculated at the time of the failure. See the error log for the actual replacement strategy.

---

**BC562603****Explanation:**

During processor/memory subsystem initialization, an error was encountered: Throttle HW procedure calculated an invalid numerator value.

**Response:**

The FRU callouts are calculated at the time of the failure. See the error log for the actual replacement strategy.

---

**BC562605****Explanation:**

During processor/memory subsystem initialization, an error was encountered: OCC not ready for target state.

**Response:**

The FRU callouts are calculated at the time of the failure. See the error log for the actual replacement strategy.

---

**BC562606****Explanation:**

During processor/memory subsystem initialization, an error was encountered: Unable to read attributes.

**Response:**

The FRU callouts are calculated at the time of the failure. See the error log for the actual replacement strategy.

---

**BC56260E****Explanation:**

During processor/memory subsystem initialization, an error was encountered: Unable to send cmd to OCC exception.

**Response:**

The FRU callouts are calculated at the time of the failure. See the error log for the actual replacement strategy.

---

**BC562616****Explanation:**

During processor/memory subsystem initialization, an error was encountered: Homer pointer is nullptr, unable to communicate with the OCCs. Leaving system in safe mode.

**Response:**

The FRU callouts are calculated at the time of the failure. See the error log for the actual replacement strategy.

---

**BC562618****Explanation:**

During processor/memory subsystem initialization, an error was encountered: Invalid response length received.

**Response:**

The FRU callouts are calculated at the time of the failure. See the error log for the actual replacement strategy.

---

**BC562619****Explanation:**

During processor/memory subsystem initialization, an error was encountered: OCC response had checksum failure.

**Response:**

The FRU callouts are calculated at the time of the failure. See the error log for the actual replacement strategy.

---

**BC56261B****Explanation:**

During processor/memory subsystem initialization, an error was encountered: Invalid length in OCC response.

**Response:**

The FRU callouts are calculated at the time of the failure. See the error log for the actual replacement strategy.

---

**BC56261C****Explanation:**

During processor/memory subsystem initialization, an error was encountered: Invalid POLL response length.

**Response:**

The FRU callouts are calculated at the time of the failure. See the error log for the actual replacement strategy.

---

**BC56261D****Explanation:**

During processor/memory subsystem initialization, an error was encountered: Bad FRU data received in OCC error log.

**Response:**

The FRU callouts are calculated at the time of the failure. See the error log for the actual replacement strategy.

---

**BC562622****Explanation:**

During processor/memory subsystem initialization, an error was encountered: Invalid role is POLL response.

**Response:**

The FRU callouts are calculated at the time of the failure. See the error log for the actual replacement strategy.

---

**BC562623****Explanation:**

During processor/memory subsystem initialization, an error was encountered: Invalid OCC state requested.

**Response:**

The FRU callouts are calculated at the time of the failure. See the error log for the actual replacement strategy.

---

**BC562624****Explanation:**

During processor/memory subsystem initialization, an error was encountered: OCC comm not established or command is not supported.

**Response:**

The FRU callouts are calculated at the time of the failure. See the error log for the actual replacement strategy.

---

**BC562625****Explanation:**

During processor/memory subsystem initialization, an error was encountered: OCCs were not loaded/started successfully.

**Response:**

The FRU callouts are calculated at the time of the failure. See the error log for the actual replacement strategy.

---

**BC562626****Explanation:**

During processor/memory subsystem initialization, an error was encountered: OCC did not change to requested state.

**Response:**

The FRU callouts are calculated at the time of the failure. See the error log for the actual replacement strategy.

---

**BC562635****Explanation:**

During processor/memory subsystem initialization, an error was encountered: Timeout waiting for OCC response.

**Response:**

The FRU callouts are calculated at the time of the failure. See the error log for the actual replacement strategy.

---

**BC562645****Explanation:**

During processor/memory subsystem initialization, an error was encountered: No OCC target found for proc Target,.

**Response:**

The FRU callouts are calculated at the time of the failure. See the error log for the actual replacement strategy.

---

**BC562655****Explanation:**

During processor/memory subsystem initialization, an error was encountered: No OCC master was found.

**Response:**

The FRU callouts are calculated at the time of the failure. See the error log for the actual replacement strategy.

---

**BC562656****Explanation:**

During processor/memory subsystem initialization, an error was encountered: OCC reset threshold reached. Leaving OCCs in reset state.

**Response:**

The FRU callouts are calculated at the time of the failure. See the error log for the actual replacement strategy.

---

**BC562663****Explanation:**

During processor/memory subsystem initialization, an error was encountered: Invalid OCC error log data.

**Response:**

The FRU callouts are calculated at the time of the failure. See the error log for the actual replacement strategy.

---

**BC56267D****Explanation:**

During processor/memory subsystem initialization, an error was encountered: Bad FRU data received in OCC error log.

**Response:**

The FRU callouts are calculated at the time of the failure. See the error log for the actual replacement strategy.

---

**BC56267F****Explanation:**

During processor/memory subsystem initialization, an error was encountered: No FRU callouts found for non-info OCC Error.

**Response:**

The FRU callouts are calculated at the time of the failure. See the error log for the actual replacement strategy.

---

**BC562701****Explanation:**

During processor/memory subsystem initialization, an error was encountered: Invalid operation type.

**Response:**

The FRU callouts are calculated at the time of the failure. See the error log for the actual replacement strategy.

---

**BC562702****Explanation:**

A problem was detected during the IPL of the system: Device type not supported.

**Response:**

The FRU callouts are calculated at the time of the failure. See the error log for the actual replacement strategy.

---

**BC562703****Explanation:**

During processor/memory subsystem initialization, an error was encountered: Trusted Platform Module (TPM) attribute was not found.

**Response:**

The FRU callouts are calculated at the time of the failure. See the error log for the actual replacement strategy.

---

**BC562704****Explanation:**

During processor/memory subsystem initialization, an error was encountered: Invalid Trusted Platform Module (TPM) chip to access.

**Response:**

The FRU callouts are calculated at the time of the failure. See the error log for the actual replacement strategy.

---

**BC562705****Explanation:**

During processor/memory subsystem initialization, an error was encountered: I2C master entity path doesn't exist.

**Response:**

The FRU callouts are calculated at the time of the failure. See the error log for the actual replacement strategy.

---

**BC562706****Explanation:**

During processor/memory subsystem initialization, an error was encountered: I2C master path target is null.

**Response:**

The FRU callouts are calculated at the time of the failure. See the error log for the actual replacement strategy.

---

**BC562707****Explanation:**

During processor/memory subsystem initialization, an error was encountered: Invalid address offset size.

**Response:**

The FRU callouts are calculated at the time of the failure. See the error log for the actual replacement strategy.

---

**BC562708****Explanation:**

A problem occurred during the IPL of the system: Trusted Platform Module (TPM) buffer is too large.

**Response:**

The FRU callouts are calculated at the time of the failure. See the error log for the actual replacement strategy.

---

**BC562709****Explanation:**

A problem occurred during the IPL of the system: Trusted Platform Module (TPM) underflow.

**Response:**

The FRU callouts are calculated at the time of the failure. See the error log for the actual replacement strategy.

---

**BC56270A****Explanation:**

A problem occurred during the IPL of the system: Trusted Platform Module (TPM) timeout.

**Response:**

The FRU callouts are calculated at the time of the failure. See the error log for the actual replacement strategy.

---

**BC56270B****Explanation:**

During processor/memory subsystem initialization, an error was encountered: Invalid operation type.

**Response:**

The FRU callouts are calculated at the time of the failure. See the error log for the actual replacement strategy.

---

**BC56270C****Explanation:**

During processor/memory subsystem initialization, an error was encountered: Invalid address offset size.

**Response:**

The FRU callouts are calculated at the time of the failure. See the error log for the actual replacement strategy.

---

**BC56270D****Explanation:**

A trusted platform module (TPM) that was expected to be present was not detected properly.

**Response:**

The FRU callouts are calculated at the time of the failure. See the error log for the actual replacement strategy.

---

**BC56270E****Explanation:**

Trusted boot problem detected.

**Response:**

The FRU callouts are calculated at the time of the failure. See the error log for the actual replacement strategy.

---

**BC56270F****Explanation:**

Trusted boot problem detected.

**Response:**

The FRU callouts are calculated at the time of the failure. See the error log for the actual replacement strategy.

---

**BC562710****Explanation:**

Unexpected trusted boot related failure.

**Response:**

The FRU callouts are calculated at the time of the failure. See the error log for the actual replacement strategy.

---

**BC562711****Explanation:**

Unexpected trusted boot related failure.

**Response:**

The FRU callouts are calculated at the time of the failure. See the error log for the actual replacement strategy.

---

**BC562801****Explanation:**

Firmware error communicating with boot device.

**Response:**

The FRU callouts are calculated at the time of the failure. See the error log for the actual replacement strategy.

---

**BC562802****Explanation:**

Firmware error communicating with boot device.

**Response:**

The FRU callouts are calculated at the time of the failure. See the error log for the actual replacement strategy.

---

**BC562803****Explanation:**

Firmware error communicating with boot device.

**Response:**

The FRU callouts are calculated at the time of the failure. See the error log for the actual replacement strategy.

---

**BC562804****Explanation:**

Firmware error communicating with boot device.

**Response:**

The FRU callouts are calculated at the time of the failure. See the error log for the actual replacement strategy.

---

**BC562806****Explanation:**

Firmware logic bug detected.

**Response:**

The FRU callouts are calculated at the time of the failure. See the error log for the actual replacement strategy.

---

**BC562810****Explanation:**

During processor/memory subsystem initialization, an error was encountered: Timeout waiting for upstream FIFO to have room to write.

**Response:**

The FRU callouts are calculated at the time of the failure. See the error log for the actual replacement strategy.

---

**BC562811****Explanation:**

During processor/memory subsystem initialization, an error was encountered: EOT not received before downstream buffer full.

**Response:**

The FRU callouts are calculated at the time of the failure. See the error log for the actual replacement strategy.

---

**BC562812****Explanation:**

During processor/memory subsystem initialization, an error was encountered: The distance to the status header is not within the response buffer.

**Response:**

The FRU callouts are calculated at the time of the failure. See the error log for the actual replacement strategy.

---

**BC562813****Explanation:**

During processor/memory subsystem initialization, an error was encountered: Status header does not start with magic number or non-zero primary or secondary status.

**Response:**

The FRU callouts are calculated at the time of the failure. See the error log for the actual replacement strategy.

---

**BC562814****Explanation:**

During processor/memory subsystem initialization, an error was encountered: Timeout waiting for downstream FIFO to have data to receive.

**Response:**

The FRU callouts are calculated at the time of the failure. See the error log for the actual replacement strategy.

---

**BC562815****Explanation:**

Firmware error communicating with boot device.

**Response:**

The FRU callouts are calculated at the time of the failure. See the error log for the actual replacement strategy.

---

**BC562816****Explanation:**

Firmware error communicating with boot device.

**Response:**

The FRU callouts are calculated at the time of the failure. See the error log for the actual replacement strategy.

---

**BC562817****Explanation:**

Firmware error communicating with boot device.

**Response:**

The FRU callouts are calculated at the time of the failure. See the error log for the actual replacement strategy.

---

**BC562818****Explanation:**

Firmware error communicating with boot device.

**Response:**

The FRU callouts are calculated at the time of the failure. See the error log for the actual replacement strategy.

---

**BC562819****Explanation:**

Firmware error communicating with boot device.

**Response:**

The FRU callouts are calculated at the time of the failure. See the error log for the actual replacement strategy.

---

**BC56281A****Explanation:**

During processor/memory subsystem initialization, an error was encountered: If the size of the FFDC package exceeds our allocated buffer size, we log it.

**Response:**

The FRU callouts are calculated at the time of the failure. See the error log for the actual replacement strategy.

---

**BC562831****Explanation:**

Firmware error communicating with boot device.

**Response:**

The FRU callouts are calculated at the time of the failure. See the error log for the actual replacement strategy.

---

**BC562832****Explanation:**

Firmware error communicating with boot device.

**Response:**

The FRU callouts are calculated at the time of the failure. See the error log for the actual replacement strategy.

---

**BC562833****Explanation:**

Firmware error communicating with boot device.

**Response:**

The FRU callouts are calculated at the time of the failure. See the error log for the actual replacement strategy.

---

**BC562834****Explanation:**

Firmware error communicating with boot device.

**Response:**

The FRU callouts are calculated at the time of the failure. See the error log for the actual replacement strategy.

---

**BC562835****Explanation:**

Firmware error communicating with boot device.

**Response:**

The FRU callouts are calculated at the time of the failure. See the error log for the actual replacement strategy.

---

**BC562836****Explanation:**

Firmware error communicating with boot device.

**Response:**

The FRU callouts are calculated at the time of the failure. See the error log for the actual replacement strategy.

---

**BC562837****Explanation:**

Firmware error communicating with boot device.

**Response:**

The FRU callouts are calculated at the time of the failure. See the error log for the actual replacement strategy.

---

**BC562838****Explanation:**

Firmware error communicating with boot device.

**Response:**

The FRU callouts are calculated at the time of the failure. See the error log for the actual replacement strategy.

---

**BC562839****Explanation:**

Firmware error communicating with boot device.

**Response:**

The FRU callouts are calculated at the time of the failure. See the error log for the actual replacement strategy.

---

**BC56283A****Explanation:**

Firmware error communicating with boot device.

**Response:**

The FRU callouts are calculated at the time of the failure. See the error log for the actual replacement strategy.

---

**BC56283B****Explanation:**

Firmware error communicating with boot device.

**Response:**

The FRU callouts are calculated at the time of the failure. See the error log for the actual replacement strategy.

---

**BC56283C****Explanation:**

Firmware error communicating with boot device.

**Response:**

The FRU callouts are calculated at the time of the failure. See the error log for the actual replacement strategy.

---

**BC56283D****Explanation:**

During processor/memory subsystem initialization, an error was encountered: Unable to inform OPAL of SBE failure.

**Response:**

The FRU callouts are calculated at the time of the failure. See the error log for the actual replacement strategy.

---

**BC562850****Explanation:**

A problem occurred during the IPL.

**Response:**

The FRU callouts are calculated at the time of the failure. See the error log for the actual replacement strategy.

---

**BC562851****Explanation:**

A problem occurred during the IPL.

**Response:**

The FRU callouts are calculated at the time of the failure. See the error log for the actual replacement strategy.

---

**BC562852****Explanation:**

During processor/memory subsystem initialization, an error was encountered: SBE booted from unexpected side.

**Response:**

The FRU callouts are calculated at the time of the failure. See the error log for the actual replacement strategy.

---

**BC562853****Explanation:**

Processor Error.

**Response:**

The FRU callouts are calculated at the time of the failure. See the error log for the actual replacement strategy.

---

**BC562854****Explanation:**

Processor Error.

**Response:**

The FRU callouts are calculated at the time of the failure. See the error log for the actual replacement strategy.

---

**BC562856****Explanation:**

During processor/memory subsystem initialization, an error was encountered: This function was called incorrectly or there is a new enum that is not handled yet.

**Response:**

The FRU callouts are calculated at the time of the failure. See the error log for the actual replacement strategy.

---

**BC562857****Explanation:**

FFDC associated with boot device failing to boot.

**Response:**

The FRU callouts are calculated at the time of the failure. See the error log for the actual replacement strategy.

---

**BC562858****Explanation:**

A processor in the system has failed to initialize.

**Response:**

The FRU callouts are calculated at the time of the failure. See the error log for the actual replacement strategy.

---

**BC56285B****Explanation:**

Extra FFDC gathered, marked information event.

**Response:**

The FRU callouts are calculated at the time of the failure. See the error log for the actual replacement strategy.

---

**BC56285C****Explanation:**

Processor Error.

**Response:**

The FRU callouts are calculated at the time of the failure. See the error log for the actual replacement strategy.

---

**BC56285D****Explanation:**

Processor Error.

**Response:**

The FRU callouts are calculated at the time of the failure. See the error log for the actual replacement strategy.

---

**BC56285E****Explanation:**

Processor Error.

**Response:**

The FRU callouts are calculated at the time of the failure. See the error log for the actual replacement strategy.

---

**BC56285F****Explanation:**

During processor/memory subsystem initialization, an error was encountered: Call to PSU Chip Op returned an unexpected message type.

**Response:**

The FRU callouts are calculated at the time of the failure. See the error log for the actual replacement strategy.

---

**BC562861****Explanation:**

During processor/memory subsystem initialization, an error was encountered: Could not register mailbox message queue.

**Response:**

The FRU callouts are calculated at the time of the failure. See the error log for the actual replacement strategy.

---

**BC562862****Explanation:**

Processor Error.

**Response:**

The FRU callouts are calculated at the time of the failure. See the error log for the actual replacement strategy.

---

**BC562BA0****Explanation:**

Failure detected in security subsystem.

**Response:**

The FRU callouts are calculated at the time of the failure. See the error log for the actual replacement strategy.

---

**BC562BA2****Explanation:**

Failure detected in security subsystem.

**Response:**

The FRU callouts are calculated at the time of the failure. See the error log for the actual replacement strategy.

---

**BC562BA3****Explanation:**

Failure detected in security subsystem.

**Response:**

The FRU callouts are calculated at the time of the failure. See the error log for the actual replacement strategy.

---

**BC562BA4****Explanation:**

Failure detected in security subsystem.

**Response:**

The FRU callouts are calculated at the time of the failure. See the error log for the actual replacement strategy.

---

**BC562BA5****Explanation:**

Failure detected in security subsystem.

**Response:**

The FRU callouts are calculated at the time of the failure. See the error log for the actual replacement strategy.

---

**BC562BA6****Explanation:**

Failure detected in security subsystem.

**Response:**

The FRU callouts are calculated at the time of the failure. See the error log for the actual replacement strategy.

---

**BC562BA7****Explanation:**

Failure detected in security subsystem.



**Response:**

The FRU callouts are calculated at the time of the failure. See the error log for the actual replacement strategy.

---

**BC562BA8****Explanation:**

Failure detected in security subsystem.

**Response:**

The FRU callouts are calculated at the time of the failure. See the error log for the actual replacement strategy.

---

**BC562BA9****Explanation:**

During processor/memory subsystem initialization, an error was encountered: Unmarshal error while replaying tpm log.

**Response:**

The FRU callouts are calculated at the time of the failure. See the error log for the actual replacement strategy.

---

**BC562BAA****Explanation:**

TPM log overflow.

**Response:**

The FRU callouts are calculated at the time of the failure. See the error log for the actual replacement strategy.

---

**BC562BAB****Explanation:**

TPM log operation failure.

**Response:**

The FRU callouts are calculated at the time of the failure. See the error log for the actual replacement strategy.

---

**BC562BAC****Explanation:**

TPM log buffer init failure.

**Response:**

The FRU callouts are calculated at the time of the failure. See the error log for the actual replacement strategy.

---

**BC562BAD****Explanation:**

The system is configured for Secure Boot and trusted platform module required mode; a functional boot processor trusted platform module is required to boot the system (or node, if multi-node system), but none are available. Therefore, the system (or node, if multi-node system) will terminate. Trusted platform module

required mode may be disabled via the appropriate systems management interface to allow platform boot without the remote trusted attestation capability. Look for other errors which call out the trusted platform module and follow the repair actions for these errors.

**Response:**

The FRU callouts are calculated at the time of the failure. See the error log for the actual replacement strategy.

---

**BC562BAE****Explanation:**

Failure detected in security subsystem.

**Response:**

The FRU callouts are calculated at the time of the failure. See the error log for the actual replacement strategy.

---

**BC562BAF****Explanation:**

Failure detected in security subsystem.

**Response:**

The FRU callouts are calculated at the time of the failure. See the error log for the actual replacement strategy.

---

**BC562BB0****Explanation:**

TPM log invalid format.

**Response:**

The FRU callouts are calculated at the time of the failure. See the error log for the actual replacement strategy.

---

**BC562BB1****Explanation:**

Trusted boot failure.

**Response:**

The FRU callouts are calculated at the time of the failure. See the error log for the actual replacement strategy.

---

**BC562BB2****Explanation:**

Firmware error during system boot.

**Response:**

The FRU callouts are calculated at the time of the failure. See the error log for the actual replacement strategy.

---

**BC562BB3****Explanation:**

Firmware error during system boot.

**Response:**

The FRU callouts are calculated at the time of the failure. See the error log for the actual replacement strategy.

---

**BC562BB4****Explanation:**

Platform security problem detected.

**Response:**

The FRU callouts are calculated at the time of the failure. See the error log for the actual replacement strategy.

---

**BC562BB5****Explanation:**

Failure detected in security subsystem.

**Response:**

The FRU callouts are calculated at the time of the failure. See the error log for the actual replacement strategy.

---

**BC562BB7****Explanation:**

Trusted Boot failure.

**Response:**

The FRU callouts are calculated at the time of the failure. See the error log for the actual replacement strategy.

---

**BC562BB8****Explanation:**

Trusted boot failure.

**Response:**

The FRU callouts are calculated at the time of the failure. See the error log for the actual replacement strategy.

---

**BC562BB9****Explanation:**

Trusted boot failure.

**Response:**

The FRU callouts are calculated at the time of the failure. See the error log for the actual replacement strategy.

---

**BC562BBA****Explanation:**

Trusted boot failure.

**Response:**

The FRU callouts are calculated at the time of the failure. See the error log for the actual replacement strategy.

---

**BC562BBB****Explanation:**

Trusted boot failure.

**Response:**

The FRU callouts are calculated at the time of the failure. See the error log for the actual replacement strategy.

---

**BC562BBC****Explanation:**

Trusted boot failure.

**Response:**

The FRU callouts are calculated at the time of the failure. See the error log for the actual replacement strategy.

---

**BC562BBD****Explanation:**

trustedboot failure.

**Response:**

The FRU callouts are calculated at the time of the failure. See the error log for the actual replacement strategy.

---

**BC563325****Explanation:**

During processor/memory subsystem initialization, an error was encountered: Unable to resolve other end of xbus.

**Response:**

The FRU callouts are calculated at the time of the failure. See the error log for the actual replacement strategy.

---

**BC563326****Explanation:**

During processor/memory subsystem initialization, an error was encountered: Unable to resolve other end of xbus.

**Response:**

The FRU callouts are calculated at the time of the failure. See the error log for the actual replacement strategy.

---

**BC563327****Explanation:**

Firmware Error.

**Response:**

The FRU callouts are calculated at the time of the failure. See the error log for the actual replacement strategy.

---

**BC563328****Explanation:**

Firmware Error.

**Response:**

The FRU callouts are calculated at the time of the failure. See the error log for the actual replacement strategy.

---

**BC563329****Explanation:**

Firmware Error.

**Response:**

The FRU callouts are calculated at the time of the failure. See the error log for the actual replacement strategy.

---

**BC56332A****Explanation:**

Firmware Error.

**Response:**

The FRU callouts are calculated at the time of the failure. See the error log for the actual replacement strategy.

---

**BC56332B****Explanation:**

Firmware Error.

**Response:**

The FRU callouts are calculated at the time of the failure. See the error log for the actual replacement strategy.

---

**BC56332C****Explanation:**

Firmware Error.

**Response:**

The FRU callouts are calculated at the time of the failure. See the error log for the actual replacement strategy.

---

**BC56332D****Explanation:**

Firmware Error or unsupported part.

**Response:**

The FRU callouts are calculated at the time of the failure. See the error log for the actual replacement strategy.

---

**BC56332E****Explanation:**

Firmware Error.

**Response:**

The FRU callouts are calculated at the time of the failure. See the error log for the actual replacement strategy.

---

**BC56332F****Explanation:**

Firmware Error.

**Response:**

The FRU callouts are calculated at the time of the failure. See the error log for the actual replacement strategy.

---

**BC563330****Explanation:**

Firmware Error.

**Response:**

The FRU callouts are calculated at the time of the failure. See the error log for the actual replacement strategy.

---

**BC563331****Explanation:**

Firmware Error.

**Response:**

The FRU callouts are calculated at the time of the failure. See the error log for the actual replacement strategy.

---

**BC563332****Explanation:**

Firmware Error.

**Response:**

The FRU callouts are calculated at the time of the failure. See the error log for the actual replacement strategy.

---

**BC563333****Explanation:**

Firmware Error.

**Response:**

The FRU callouts are calculated at the time of the failure. See the error log for the actual replacement strategy.

---

**BC563334****Explanation:**

During processor/memory subsystem initialization, an error was encountered: platGetMBvdpdMemoryDataVersion could not find the expected 1 mba from the passed dimm target.

**Response:**

The FRU callouts are calculated at the time of the failure. See the error log for the actual replacement strategy.

---

**BC563335****Explanation:**

During processor/memory subsystem initialization, an error was encountered: platGetMBvdpdMemoryDataVersion could not find an mba parent target from the passed in dimm target.

**Response:**

The FRU callouts are calculated at the time of the failure. See the error log for the actual replacement strategy.

---

**BC563336****Explanation:**

During processor/memory subsystem initialization, an error was encountered: platGetMBvpdMemoryDataVersion could not find any child mba's from the passed in target of type TYPE\_MEMBUF.

**Response:**

The FRU callouts are calculated at the time of the failure. See the error log for the actual replacement strategy.

---

**BC563337****Explanation:**

During processor/memory subsystem initialization, an error was encountered: platGetMBvpdMemoryDataVersion requires a target of type TYPE\_MBA or TYPE\_MEMBUF.

**Response:**

The FRU callouts are calculated at the time of the failure. See the error log for the actual replacement strategy.

---

**BC563339****Explanation:**

Internal firmware error.

**Response:**

The FRU callouts are calculated at the time of the failure. See the error log for the actual replacement strategy.

---

**BC56333A****Explanation:**

Internal firmware error.

**Response:**

The FRU callouts are calculated at the time of the failure. See the error log for the actual replacement strategy.

---

**BC56333B****Explanation:**

Internal firmware error.

**Response:**

The FRU callouts are calculated at the time of the failure. See the error log for the actual replacement strategy.

---

**BC56333C****Explanation:**

Internal firmware error.

**Response:**

The FRU callouts are calculated at the time of the failure. See the error log for the actual replacement strategy.

---

**BC56333D****Explanation:**

Internal firmware error.

**Response:**

The FRU callouts are calculated at the time of the failure. See the error log for the actual replacement strategy.

---

**BC56333E****Explanation:**

Internal firmware error.

**Response:**

The FRU callouts are calculated at the time of the failure. See the error log for the actual replacement strategy.

---

**BC563340****Explanation:**

Internal firmware error.

**Response:**

The FRU callouts are calculated at the time of the failure. See the error log for the actual replacement strategy.

---

**BC563343****Explanation:**

Internal firmware error.

**Response:**

The FRU callouts are calculated at the time of the failure. See the error log for the actual replacement strategy.

---

**BC563403****Explanation:**

A problem occurred while running processor boot code.

**Response:**

The FRU callouts are calculated at the time of the failure. See the error log for the actual replacement strategy.

---

**BC563404****Explanation:**

A problem occurred while running processor boot code.

**Response:**

The FRU callouts are calculated at the time of the failure. See the error log for the actual replacement strategy.

---

**BC563405**

**Explanation:**

A problem occurred while running processor boot code.

**Response:**

The FRU callouts are calculated at the time of the failure. See the error log for the actual replacement strategy.

---

**BC563406****Explanation:**

A problem occurred while running processor boot code.

**Response:**

The FRU callouts are calculated at the time of the failure. See the error log for the actual replacement strategy.

---

**BC563407****Explanation:**

A problem occurred while running processor boot code.

**Response:**

The FRU callouts are calculated at the time of the failure. See the error log for the actual replacement strategy.

---

**BC563408****Explanation:**

A problem occurred while running processor boot code.

**Response:**

The FRU callouts are calculated at the time of the failure. See the error log for the actual replacement strategy.

---

**BC563409****Explanation:**

A problem occurred while running processor boot code.

**Response:**

The FRU callouts are calculated at the time of the failure. See the error log for the actual replacement strategy.

---

**BC56340A****Explanation:**

A problem occurred while running processor boot code.

**Response:**

The FRU callouts are calculated at the time of the failure. See the error log for the actual replacement strategy.

---

**BC56340B****Explanation:**

A problem occurred while running processor boot code.

**Response:**

The FRU callouts are calculated at the time of the failure. See the error log for the actual replacement strategy.

---

**BC56340C****Explanation:**

A problem occurred while running processor boot code.

**Response:**

The FRU callouts are calculated at the time of the failure. See the error log for the actual replacement strategy.

---

**BC56340F****Explanation:**

Failed to load boot firmware.

**Response:**

The FRU callouts are calculated at the time of the failure. See the error log for the actual replacement strategy.

---

**BC563501****Explanation:**

During processor/memory subsystem initialization, an error was encountered: Invalid operation type.

**Response:**

The FRU callouts are calculated at the time of the failure. See the error log for the actual replacement strategy.

---

**BC563502****Explanation:**

A problem was detected during the IPL of the system: Device type not supported.

**Response:**

The FRU callouts are calculated at the time of the failure. See the error log for the actual replacement strategy.

---

**BC563503****Explanation:**

During processor/memory subsystem initialization, an error was encountered: NVDIMM attribute was not found.

**Response:**

The FRU callouts are calculated at the time of the failure. See the error log for the actual replacement strategy.

---

**BC563505****Explanation:**

During processor/memory subsystem initialization, an error was encountered: I2C master entity path doesn't exist.

**Response:**

The FRU callouts are calculated at the time of the failure. See the error log for the actual replacement strategy.

---

**BC563506**

**Explanation:**

During processor/memory subsystem initialization, an error was encountered: I2C master path target is null.

**Response:**

The FRU callouts are calculated at the time of the failure. See the error log for the actual replacement strategy.

---

**BC563507**

**Explanation:**

During processor/memory subsystem initialization, an error was encountered: Invalid address offset size.

**Response:**

The FRU callouts are calculated at the time of the failure. See the error log for the actual replacement strategy.

---

**BC563508**

**Explanation:**

A problem occurred during the IPL of the system: I2C buffer offset is too large.

**Response:**

The FRU callouts are calculated at the time of the failure. See the error log for the actual replacement strategy.

---

**BC563509**

**Explanation:**

During processor/memory subsystem initialization, an error was encountered: I2C write page size is zero.

**Response:**

The FRU callouts are calculated at the time of the failure. See the error log for the actual replacement strategy.

---

**BC56350A**

**Explanation:**

During processor/memory subsystem initialization, an error was encountered: NVDIMM register offset out of bound.

**Response:**

The FRU callouts are calculated at the time of the failure. See the error log for the actual replacement strategy.

---

**BC56350D**

**Explanation:**

NVDIMM timed out.

**Response:**

The FRU callouts are calculated at the time of the failure. See the error log for the actual replacement strategy.

---

**BC56350E**

**Explanation:**

NVDIMM timed out.

**Response:**

The FRU callouts are calculated at the time of the failure. See the error log for the actual replacement strategy.

---

**BC56350F**

**Explanation:**

NVDIMM timed out.

**Response:**

The FRU callouts are calculated at the time of the failure. See the error log for the actual replacement strategy.

---

**BC563512**

**Explanation:**

NVDIMM encountered error setting the energy source policy.

**Response:**

The FRU callouts are calculated at the time of the failure. See the error log for the actual replacement strategy.

---

**BC563516**

**Explanation:**

Encountered error performing internal operation on NVDIMM.

**Response:**

The FRU callouts are calculated at the time of the failure. See the error log for the actual replacement strategy.

---

**BC563517**

**Explanation:**

NVDIMM timed out.

**Response:**

The FRU callouts are calculated at the time of the failure. See the error log for the actual replacement strategy.

---

**BC563518**

**Explanation:**

NVDIMM encountered error arming save trigger.

**Response:**

The FRU callouts are calculated at the time of the failure. See the error log for the actual replacement strategy.

---

**BC563519****Explanation:**

NVDIMM error erasing data image.

**Response:**

The FRU callouts are calculated at the time of the failure. See the error log for the actual replacement strategy.

---

**BC56351A****Explanation:**

NVDIMM failed to restore data.

**Response:**

The FRU callouts are calculated at the time of the failure. See the error log for the actual replacement strategy.

---

**BC56351B****Explanation:**

NVDIMM not ready.

**Response:**

The FRU callouts are calculated at the time of the failure. See the error log for the actual replacement strategy.

---

**BC56351C****Explanation:**

Internal firmware error.

**Response:**

The FRU callouts are calculated at the time of the failure. See the error log for the actual replacement strategy.

---

**BC56351D****Explanation:**

NVDIMM not updated.

**Response:**

The FRU callouts are calculated at the time of the failure. See the error log for the actual replacement strategy.

---

**BC56351E****Explanation:**

NVDIMM not updated.

**Response:**

The FRU callouts are calculated at the time of the failure. See the error log for the actual replacement strategy.

---

**BC56351F****Explanation:**

NVDIMM not updated.

**Response:**

The FRU callouts are calculated at the time of the failure. See the error log for the actual replacement strategy.

---

**BC563520****Explanation:**

NVDIMM not updated.

**Response:**

The FRU callouts are calculated at the time of the failure. See the error log for the actual replacement strategy.

---

**BC563521****Explanation:**

NVDIMM not updated.

**Response:**

The FRU callouts are calculated at the time of the failure. See the error log for the actual replacement strategy.

---

**BC563522****Explanation:**

NVDIMM not updated.

**Response:**

The FRU callouts are calculated at the time of the failure. See the error log for the actual replacement strategy.

---

**BC563523****Explanation:**

NVDIMM not updated.

**Response:**

The FRU callouts are calculated at the time of the failure. See the error log for the actual replacement strategy.

---

**BC563524****Explanation:**

NVDIMM not updated.

**Response:**

The FRU callouts are calculated at the time of the failure. See the error log for the actual replacement strategy.

---

**BC563525****Explanation:**

NVDIMM not updated.

**Response:**

The FRU callouts are calculated at the time of the failure. See the error log for the actual replacement strategy.

---

**BC563526****Explanation:**

NVDIMM not updated.

**Response:**

The FRU callouts are calculated at the time of the failure. See the error log for the actual replacement strategy.

---

**BC563527**

**Explanation:**

NVDIMM not updated.

**Response:**

The FRU callouts are calculated at the time of the failure. See the error log for the actual replacement strategy.

---

**BC563528**

**Explanation:**

NVDIMM update started.

**Response:**

The FRU callouts are calculated at the time of the failure. See the error log for the actual replacement strategy.

---

**BC563529**

**Explanation:**

NVDIMM was successfully updated.

**Response:**

The FRU callouts are calculated at the time of the failure. See the error log for the actual replacement strategy.

---

**BC56352A**

**Explanation:**

NVDIMM error generating encryption keys.

**Response:**

The FRU callouts are calculated at the time of the failure. See the error log for the actual replacement strategy.

---

**BC56352B**

**Explanation:**

NVDIMM error erasing data image.

**Response:**

The FRU callouts are calculated at the time of the failure. See the error log for the actual replacement strategy.

---

**BC56352C**

**Explanation:**

NVDIMM error during Catastrophic Save.

**Response:**

The FRU callouts are calculated at the time of the failure. See the error log for the actual replacement strategy.

---

**BC56352D**

**Explanation:**

NVDIMM failed module health status check.

**Response:**

The FRU callouts are calculated at the time of the failure. See the error log for the actual replacement strategy.

---

**BC56352E**

**Explanation:**

NVDIMM failed module health status check.

**Response:**

The FRU callouts are calculated at the time of the failure. See the error log for the actual replacement strategy.

---

**BC56352F**

**Explanation:**

NVDIMM failed module health status check.

**Response:**

The FRU callouts are calculated at the time of the failure. See the error log for the actual replacement strategy.

---

**BC563538**

**Explanation:**

NVDIMM failed module health status check.

**Response:**

The FRU callouts are calculated at the time of the failure. See the error log for the actual replacement strategy.

---

**BC56353E**

**Explanation:**

NVDIMM failed to enable event notificaitons.

**Response:**

The FRU callouts are calculated at the time of the failure. See the error log for the actual replacement strategy.

---

**BC56353F**

**Explanation:**

NVDIMM register error.

**Response:**

The FRU callouts are calculated at the time of the failure. See the error log for the actual replacement strategy.

---

**BC563540**

**Explanation:**

NVDIMM encryption error.

**Response:**

The FRU callouts are calculated at the time of the failure. See the error log for the actual replacement strategy.

---



---

**BC563541****Explanation:**

NVDIMM register error.

**Response:**

The FRU callouts are calculated at the time of the failure. See the error log for the actual replacement strategy.

---

**BC563542****Explanation:**

NVDIMM register error.

**Response:**

The FRU callouts are calculated at the time of the failure. See the error log for the actual replacement strategy.

---

**BC563543****Explanation:**

NVDIMM encryption error.

**Response:**

The FRU callouts are calculated at the time of the failure. See the error log for the actual replacement strategy.

---

**BC563544****Explanation:**

NVDIMM encryption error.

**Response:**

The FRU callouts are calculated at the time of the failure. See the error log for the actual replacement strategy.

---

**BC563545****Explanation:**

NVDIMM encryption error.

**Response:**

The FRU callouts are calculated at the time of the failure. See the error log for the actual replacement strategy.

---

**BC563546****Explanation:**

NVDIMM encryption error.

**Response:**

The FRU callouts are calculated at the time of the failure. See the error log for the actual replacement strategy.

---

**BC563548****Explanation:**

NVDIMM encryption error.

**Response:**

The FRU callouts are calculated at the time of the failure. See the error log for the actual replacement strategy.

---

**BC563549****Explanation:**

NVDIMM ES health check failed.

**Response:**

The FRU callouts are calculated at the time of the failure. See the error log for the actual replacement strategy.

---

**BC56354A****Explanation:**

NVDIMM ES health check failed.

**Response:**

The FRU callouts are calculated at the time of the failure. See the error log for the actual replacement strategy.

---

**BC56354B****Explanation:**

NVDIMM ES health check failed.

**Response:**

The FRU callouts are calculated at the time of the failure. See the error log for the actual replacement strategy.

---

**BC56354C****Explanation:**

NVDIMM ES health check failed.

**Response:**

The FRU callouts are calculated at the time of the failure. See the error log for the actual replacement strategy.

---

**BC56354D****Explanation:**

NVDIMM NVM health check failed.

**Response:**

The FRU callouts are calculated at the time of the failure. See the error log for the actual replacement strategy.

---

**BC56354E****Explanation:**

NVDIMM logging error.

**Response:**

The FRU callouts are calculated at the time of the failure. See the error log for the actual replacement strategy.

---

**BC56354F****Explanation:**

NVDIMM logging error.

**Response:**

The FRU callouts are calculated at the time of the failure. See the error log for the actual replacement strategy.

---

**BC563550****Explanation:**

NVDIMM incorrect firmware slot.

**Response:**

The FRU callouts are calculated at the time of the failure. See the error log for the actual replacement strategy.

---

**BC563551****Explanation:**

NVDIMM error during nvdimm erase.

**Response:**

The FRU callouts are calculated at the time of the failure. See the error log for the actual replacement strategy.

---

**BC563552****Explanation:**

NVDIMM failed the arm precheck and is unable to arm.

**Response:**

The FRU callouts are calculated at the time of the failure. See the error log for the actual replacement strategy.

---

**BC563553****Explanation:**

NVDIMM failed to ARM.

**Response:**

The FRU callouts are calculated at the time of the failure. See the error log for the actual replacement strategy.

---

**BC563554****Explanation:**

NVDIMM requires an arm retry.

**Response:**

The FRU callouts are calculated at the time of the failure. See the error log for the actual replacement strategy.

---

**BC563555****Explanation:**

NVDIMM not updated.

**Response:**

The FRU callouts are calculated at the time of the failure. See the error log for the actual replacement strategy.

---

**BC563556****Explanation:**

NVDIMM not running latest firmware level.

**Response:**

The FRU callouts are calculated at the time of the failure. See the error log for the actual replacement strategy.

---

**BC563557****Explanation:**

NVDIMM erase error.

**Response:**

The FRU callouts are calculated at the time of the failure. See the error log for the actual replacement strategy.

---

**BC563558****Explanation:**

NVDIMM erase error.

**Response:**

The FRU callouts are calculated at the time of the failure. See the error log for the actual replacement strategy.

---

**BC563601****Explanation:**

A problem occurred during the IPL of the system: Invalid data length for a SCOM operation.

**Response:**

The FRU callouts are calculated at the time of the failure. See the error log for the actual replacement strategy.

---

**BC563602****Explanation:**

A problem occurred during the IPL of the system: Invalid target type for a SCOM operation.

**Response:**

The FRU callouts are calculated at the time of the failure. See the error log for the actual replacement strategy.

---

**BC563603****Explanation:**

A problem occurred during the IPL of the system: Invalid operation type for a SCOM operation.

**Response:**

The FRU callouts are calculated at the time of the failure. See the error log for the actual replacement strategy.

---

**BC563604****Explanation:**

A problem occurred during the IPL of the system: Invalid address for a SCOM operation.

**Response:**

The FRU callouts are calculated at the time of the failure. See the error log for the actual replacement strategy.

---

**BC563701****Explanation:**

Unexpected memory subsystem firmware error.

**Response:**

The FRU callouts are calculated at the time of the failure. See the error log for the actual replacement strategy.

---

**BC563702****Explanation:**

Unexpected memory subsystem firmware error.

**Response:**

The FRU callouts are calculated at the time of the failure. See the error log for the actual replacement strategy.

---

**BC563703****Explanation:**

Unexpected memory subsystem firmware error.

**Response:**

The FRU callouts are calculated at the time of the failure. See the error log for the actual replacement strategy.

---

**BC563704****Explanation:**

Unexpected memory subsystem firmware error.

**Response:**

The FRU callouts are calculated at the time of the failure. See the error log for the actual replacement strategy.

---

**BC563705****Explanation:**

Unexpected memory subsystem firmware error.

**Response:**

The FRU callouts are calculated at the time of the failure. See the error log for the actual replacement strategy.

---

**BC563706****Explanation:**

Unexpected memory subsystem firmware error.

**Response:**

The FRU callouts are calculated at the time of the failure. See the error log for the actual replacement strategy.

---

**BC563707****Explanation:**

Unexpected memory subsystem firmware error.

**Response:**

The FRU callouts are calculated at the time of the failure. See the error log for the actual replacement strategy.

---

**BC563708****Explanation:**

Unexpected memory subsystem firmware error.

**Response:**

The FRU callouts are calculated at the time of the failure. See the error log for the actual replacement strategy.

---

**BC563709****Explanation:**

Unexpected memory subsystem firmware error.

**Response:**

The FRU callouts are calculated at the time of the failure. See the error log for the actual replacement strategy.

---

**BC56370A****Explanation:**

Unexpected memory subsystem firmware error.

**Response:**

The FRU callouts are calculated at the time of the failure. See the error log for the actual replacement strategy.

---

**BC563901****Explanation:**

Error occurred during system boot.

**Response:**

The FRU callouts are calculated at the time of the failure. See the error log for the actual replacement strategy.

---

**BC563902****Explanation:**

Error occurred during system boot.

**Response:**

The FRU callouts are calculated at the time of the failure. See the error log for the actual replacement strategy.

---

**BC564101****Explanation:**

A problem occurred during the IPL of the system: Internal Firmware Error.

**Response:**

The FRU callouts are calculated at the time of the failure. See the error log for the actual replacement strategy.

---

**BC564102**

**Explanation:**

A problem occurred during the IPL of the system:  
Internal Firmware Error.

**Response:**

The FRU callouts are calculated at the time of the failure. See the error log for the actual replacement strategy.

---

**BC564103****Explanation:**

Unexpected IPL firmware data format error.

**Response:**

The FRU callouts are calculated at the time of the failure. See the error log for the actual replacement strategy.

---

**BC564104****Explanation:**

Unexpected IPL firmware data format error.

**Response:**

The FRU callouts are calculated at the time of the failure. See the error log for the actual replacement strategy.

---

**BC564105****Explanation:**

Unexpected IPL firmware data format error.

**Response:**

The FRU callouts are calculated at the time of the failure. See the error log for the actual replacement strategy.

---

**BC564106****Explanation:**

Unsupported device found during firmware IPL.

**Response:**

The FRU callouts are calculated at the time of the failure. See the error log for the actual replacement strategy.

---

**BC564107****Explanation:**

Unexpected boot firmware data format error.

**Response:**

The FRU callouts are calculated at the time of the failure. See the error log for the actual replacement strategy.

---

**BC564108****Explanation:**

Unexpected IPL firmware data format error.

**Response:**

The FRU callouts are calculated at the time of the failure. See the error log for the actual replacement strategy.

---

**BC564109****Explanation:**

Unexpected IPL firmware data format error.

**Response:**

The FRU callouts are calculated at the time of the failure. See the error log for the actual replacement strategy.

---

**BC56410A****Explanation:**

PCIE hotplug controller flash update failure.

**Response:**

The FRU callouts are calculated at the time of the failure. See the error log for the actual replacement strategy.

---

**BC56410B****Explanation:**

PCIE hotplug controller flash update failure.

**Response:**

The FRU callouts are calculated at the time of the failure. See the error log for the actual replacement strategy.

---

**BC56410C****Explanation:**

A problem occurred during the IPL of the system:  
Internal Firmware Error.

**Response:**

The FRU callouts are calculated at the time of the failure. See the error log for the actual replacement strategy.

---

**BC56410D****Explanation:**

Unexpected IPL firmware data format error.

**Response:**

The FRU callouts are calculated at the time of the failure. See the error log for the actual replacement strategy.

---

**BC56430C****Explanation:**

A problem occurred during IPL of the system.

**Response:**

The FRU callouts are calculated at the time of the failure. See the error log for the actual replacement strategy.

---

**BC56430D****Explanation:**

A problem occurred during IPL of the system.

**Response:**

The FRU callouts are calculated at the time of the failure. See the error log for the actual replacement strategy.

---

**BC56430E**

**Explanation:**

A problem occurred during IPL of the system.

**Response:**

The FRU callouts are calculated at the time of the failure. See the error log for the actual replacement strategy.

---

**BC56430F**

**Explanation:**

A problem occurred during IPL of the system.

**Response:**

The FRU callouts are calculated at the time of the failure. See the error log for the actual replacement strategy.

---

**BC5643FB**

**Explanation:**

Informational log associated with DIMM updates.

**Response:**

The FRU callouts are calculated at the time of the failure. See the error log for the actual replacement strategy.

---

**BC5643FC**

**Explanation:**

Informational log associated with DIMM updates.

**Response:**

The FRU callouts are calculated at the time of the failure. See the error log for the actual replacement strategy.

---

**BC5643FD**

**Explanation:**

Informational log associated with DIMM updates.

**Response:**

The FRU callouts are calculated at the time of the failure. See the error log for the actual replacement strategy.

---

**BC5643FE**

**Explanation:**

Informational log associated with DIMM updates.

**Response:**

The FRU callouts are calculated at the time of the failure. See the error log for the actual replacement strategy.

---

**BC564601**

**Explanation:**

A problem occurred during the IPL of the system.

**Response:**

The FRU callouts are calculated at the time of the failure. See the error log for the actual replacement strategy.

---

**BC564705**

**Explanation:**

A problem occurred during the IPL of the system.

**Response:**

The FRU callouts are calculated at the time of the failure. See the error log for the actual replacement strategy.

---

**BC564708**

**Explanation:**

A problem occurred during the IPL of the system.

**Response:**

The FRU callouts are calculated at the time of the failure. See the error log for the actual replacement strategy.

---

**BC569001**

**Explanation:**

Firmware encountered an internal error while retrieving target data.

**Response:**

The FRU callouts are calculated at the time of the failure. See the error log for the actual replacement strategy.

---

**BC569002**

**Explanation:**

Firmware encountered an internal error while retrieving target data.

**Response:**

The FRU callouts are calculated at the time of the failure. See the error log for the actual replacement strategy.

---

**BC569003**

**Explanation:**

Firmware encountered an internal error while retrieving attribute data.

**Response:**

The FRU callouts are calculated at the time of the failure. See the error log for the actual replacement strategy.

---

**BC569004**

**Explanation:**

Firmware encountered an internal error while retrieving attribute data.

**Response:**

The FRU callouts are calculated at the time of the failure. See the error log for the actual replacement strategy.

---

**BC569005****Explanation:**

Firmware encountered an internal error.

**Response:**

The FRU callouts are calculated at the time of the failure. See the error log for the actual replacement strategy.

---

**BC569006****Explanation:**

Firmware encountered an internal error while retrieving target data.

**Response:**

The FRU callouts are calculated at the time of the failure. See the error log for the actual replacement strategy.

---

**BC56900A****Explanation:**

Firmware encountered an internal error.

**Response:**

The FRU callouts are calculated at the time of the failure. See the error log for the actual replacement strategy.

---

**BC56900B****Explanation:**

Firmware encountered an internal error.

**Response:**

The FRU callouts are calculated at the time of the failure. See the error log for the actual replacement strategy.

---

**BC56900D****Explanation:**

Firmware encountered an internal error.

**Response:**

The FRU callouts are calculated at the time of the failure. See the error log for the actual replacement strategy.

---

**BC56900E****Explanation:**

Firmware encountered an internal error.

**Response:**

The FRU callouts are calculated at the time of the failure. See the error log for the actual replacement strategy.

---

**BC56900F****Explanation:**

Firmware encountered an internal error.

**Response:**

The FRU callouts are calculated at the time of the failure. See the error log for the actual replacement strategy.

---

**BC569010****Explanation:**

Firmware encountered an internal error.

**Response:**

The FRU callouts are calculated at the time of the failure. See the error log for the actual replacement strategy.

---

**BC569011****Explanation:**

During processor/memory subsystem initialization, an error was encountered: Failed trying to add another entry to a mainstore area address range array.

**Response:**

The FRU callouts are calculated at the time of the failure. See the error log for the actual replacement strategy.

---

**BC569012****Explanation:**

During processor/memory subsystem initialization, an error was encountered: Attempted to add a RAM FRU for an invalid mainstore area.

**Response:**

The FRU callouts are calculated at the time of the failure. See the error log for the actual replacement strategy.

---

**BC569014****Explanation:**

Firmware encountered an internal error while retrieving target handle.

**Response:**

The FRU callouts are calculated at the time of the failure. See the error log for the actual replacement strategy.

---

**BC569015****Explanation:**

Firmware encountered an internal error.

**Response:**

The FRU callouts are calculated at the time of the failure. See the error log for the actual replacement strategy.

---

**BC569016****Explanation:**

Firmware encountered an internal error.

**Response:**

The FRU callouts are calculated at the time of the failure. See the error log for the actual replacement strategy.

---

**BC569017****Explanation:**

Firmware encountered an internal error.

**Response:**

The FRU callouts are calculated at the time of the failure. See the error log for the actual replacement strategy.

---

**BC569018****Explanation:**

Firmware encountered an internal error.

**Response:**

The FRU callouts are calculated at the time of the failure. See the error log for the actual replacement strategy.

---

**BC569019****Explanation:**

Firmware encountered an internal error.

**Response:**

The FRU callouts are calculated at the time of the failure. See the error log for the actual replacement strategy.

---

**BC56901A****Explanation:**

Firmware encountered an internal error.

**Response:**

The FRU callouts are calculated at the time of the failure. See the error log for the actual replacement strategy.

---

**BC56901B****Explanation:**

Firmware encountered an internal error.

**Response:**

The FRU callouts are calculated at the time of the failure. See the error log for the actual replacement strategy.

---

**BC56901C****Explanation:**

Firmware encountered an internal error.

**Response:**

The FRU callouts are calculated at the time of the failure. See the error log for the actual replacement strategy.

---

**BC56901E****Explanation:**

Firmware encountered an internal error while getting obus brick ID.

**Response:**

The FRU callouts are calculated at the time of the failure. See the error log for the actual replacement strategy.

---

**BC56901F****Explanation:**

Firmware encountered an internal error while getting obus frequency bucket.

**Response:**

The FRU callouts are calculated at the time of the failure. See the error log for the actual replacement strategy.

---

**BC569020****Explanation:**

Firmware encountered an internal error while finding proc model and ec.

**Response:**

The FRU callouts are calculated at the time of the failure. See the error log for the actual replacement strategy.

---

**BC569021****Explanation:**

Firmware encountered an internal error while retrieving obus pll frequency values.

**Response:**

The FRU callouts are calculated at the time of the failure. See the error log for the actual replacement strategy.

---

**BC56E504****Explanation:**

During processor/memory subsystem initialization, an error was encountered: CEC hardware failure detected.

**Response:**

The FRU callouts are calculated at the time of the failure. See the error log for the actual replacement strategy.

---

**BC56E540****Explanation:**

During processor/memory subsystem initialization, an error was encountered: CEC hardware failure detected. Cause is most likely hardware, but there are other callouts including Software or Next Level Support.

**Response:**

The FRU callouts are calculated at the time of the failure. See the error log for the actual replacement strategy.

---

**BC56E550**

**Explanation:**

During processor/memory subsystem initialization, an error was encountered: CEC hardware failure detected. Cause is most likely Software, but there are also Hardware callouts.

**Response:**

The FRU callouts are calculated at the time of the failure. See the error log for the actual replacement strategy.

---

**BC56E560****Explanation:**

During processor/memory subsystem initialization, an error was encountered: CEC hardware failure detected. Cause is most likely Software.

**Response:**

The FRU callouts are calculated at the time of the failure. See the error log for the actual replacement strategy.

---

**BC56E570****Explanation:**

During processor/memory subsystem initialization, an error was encountered: An errorlog containing extra FFDC collected by the HWP.

**Response:**

The FRU callouts are calculated at the time of the failure. See the error log for the actual replacement strategy.

---

**BC56E580****Explanation:**

Chip diagnosis did not find any chip with an attention.

**Response:**

The FRU callouts are calculated at the time of the failure. See the error log for the actual replacement strategy.

---

**BC56E582****Explanation:**

During processor/memory subsystem initialization, an error was encountered: Invalid configuration in CS FIR Data handling.

**Response:**

The FRU callouts are calculated at the time of the failure. See the error log for the actual replacement strategy.

---

**BC56E583****Explanation:**

During processor/memory subsystem initialization, an error was encountered: NULL system target.

**Response:**

The FRU callouts are calculated at the time of the failure. See the error log for the actual replacement strategy.

---

**BC570102****Explanation:**

During processor/memory subsystem initialization, an error was encountered.

**Response:**

The FRU callouts are calculated at the time of the failure. Examine the error log for the actual replacement strategy.

---

**BC570103****Explanation:**

During processor/memory subsystem initialization, an error was encountered.

**Response:**

The FRU callouts are calculated at the time of the failure. Examine the error log for the actual replacement strategy.

---

**BC570104****Explanation:**

During processor/memory subsystem initialization, an error was encountered.

**Response:**

The FRU callouts are calculated at the time of the failure. Examine the error log for the actual replacement strategy.

---

**BC570105****Explanation:**

During processor/memory subsystem initialization, an error was encountered.

**Response:**

The FRU callouts are calculated at the time of the failure. Examine the error log for the actual replacement strategy.

---

**BC570107****Explanation:**

During processor/memory subsystem initialization, an error was encountered.

**Response:**

The FRU callouts are calculated at the time of the failure. Examine the error log for the actual replacement strategy.

---

**BC570202****Explanation:**

During processor/memory subsystem initialization, an error was encountered: A device driver operation was attempted for which no driver has been registered.

**Response:**



The FRU callouts are calculated at the time of the failure. See the error log for the actual replacement strategy.

---

**BC570203****Explanation:**

During processor/memory subsystem initialization, an error was encountered: A device driver operation on a NULL target.

**Response:**

The FRU callouts are calculated at the time of the failure. See the error log for the actual replacement strategy.

---

**BC570204****Explanation:**

During processor/memory subsystem initialization, an error was encountered: A double registration was attempted with the routing framework.

**Response:**

The FRU callouts are calculated at the time of the failure. See the error log for the actual replacement strategy.

---

**BC570301****Explanation:**

During processor/memory subsystem initialization, an error was encountered: The provided address is over 32 bits long which makes it invalid.

**Response:**

The FRU callouts are calculated at the time of the failure. See the error log for the actual replacement strategy.

---

**BC570302****Explanation:**

During processor/memory subsystem initialization, an error was encountered.

**Response:**

The FRU callouts are calculated at the time of the failure. Examine the error log for the actual replacement strategy.

---

**BC570303****Explanation:**

During processor/memory subsystem initialization, an error was encountered.

**Response:**

The FRU callouts are calculated at the time of the failure. Examine the error log for the actual replacement strategy.

---

**BC570305****Explanation:**

During processor/memory subsystem initialization, an error was encountered: Indirect SCOM Read error.

**Response:**

The FRU callouts are calculated at the time of the failure. See the error log for the actual replacement strategy.

---

**BC570306****Explanation:**

During processor/memory subsystem initialization, an error was encountered: Indirect SCOM complete bit did not come on.

**Response:**

The FRU callouts are calculated at the time of the failure. See the error log for the actual replacement strategy.

---

**BC570307****Explanation:**

During processor/memory subsystem initialization, an error was encountered: Indirect SCOM Write failed for this address.

**Response:**

The FRU callouts are calculated at the time of the failure. See the error log for the actual replacement strategy.

---

**BC570308****Explanation:**

During processor/memory subsystem initialization, an error was encountered: Indirect SCOM complete bit did not come on.

**Response:**

The FRU callouts are calculated at the time of the failure. See the error log for the actual replacement strategy.

---

**BC570309****Explanation:**

During processor/memory subsystem initialization, an error was encountered: Scom Translate not supported for this type.

**Response:**

The FRU callouts are calculated at the time of the failure. See the error log for the actual replacement strategy.

---

**BC57030A****Explanation:**

During processor/memory subsystem initialization, an error was encountered: Scom Translation did not modify the address.

**Response:**

The FRU callouts are calculated at the time of the failure. See the error log for the actual replacement strategy.

---

**BC57030C****Explanation:**

Firmware error during system IPL.

**Response:**

The FRU callouts are calculated at the time of the failure. See the error log for the actual replacement strategy.

---

**BC57030D****Explanation:**

Firmware error during system IPL.

**Response:**

The FRU callouts are calculated at the time of the failure. See the error log for the actual replacement strategy.

---

**BC57030E****Explanation:**

A problem occurred during the IPL of the system.

**Response:**

The FRU callouts are calculated at the time of the failure. See the error log for the actual replacement strategy.

---

**BC57030F****Explanation:**

During processor/memory subsystem initialization, an error was encountered: Bits 0:11 in user supplied data is not zero.

**Response:**

The FRU callouts are calculated at the time of the failure. See the error log for the actual replacement strategy.

---

**BC570310****Explanation:**

During processor/memory subsystem initialization, an error was encountered: No read op on form 1 indirect scom.

**Response:**

The FRU callouts are calculated at the time of the failure. See the error log for the actual replacement strategy.

---

**BC570311****Explanation:**

During processor/memory subsystem initialization, an error was encountered: Hypervisor wakeup failed.

**Response:**

The FRU callouts are calculated at the time of the failure. See the error log for the actual replacement strategy.

---

**BC570312****Explanation:**

During processor/memory subsystem initialization, an error was encountered: SCOM runtime interface not linked.

**Response:**

The FRU callouts are calculated at the time of the failure. See the error log for the actual replacement strategy.

---

**BC570313****Explanation:**

During processor/memory subsystem initialization, an error was encountered: Disabling special wakeup when not enabled.

**Response:**

The FRU callouts are calculated at the time of the failure. See the error log for the actual replacement strategy.

---

**BC570314****Explanation:**

During processor/memory subsystem initialization, an error was encountered: Scom Translate not supported for this type.

**Response:**

The FRU callouts are calculated at the time of the failure. See the error log for the actual replacement strategy.

---

**BC570315****Explanation:**

During processor/memory subsystem initialization, an error was encountered: Error from Hypervisor attempting SCOM.

**Response:**

The FRU callouts are calculated at the time of the failure. See the error log for the actual replacement strategy.

---

**BC570316****Explanation:**

During processor/memory subsystem initialization, an error was encountered: Buffer size is less than allowed or NULL data buffer.

**Response:**

The FRU callouts are calculated at the time of the failure. See the error log for the actual replacement strategy.

---

**BC570317**

**Explanation:**

During processor/memory subsystem initialization, an error was encountered: Scm invalid operation type.

**Response:**

The FRU callouts are calculated at the time of the failure. See the error log for the actual replacement strategy.

---

**BC570318****Explanation:**

Secure Boot failure.

**Response:**

The FRU callouts are calculated at the time of the failure. See the error log for the actual replacement strategy.

---

**BC570319****Explanation:**

Secure Boot failure.

**Response:**

The FRU callouts are calculated at the time of the failure. See the error log for the actual replacement strategy.

---

**BC57031A****Explanation:**

Secure Boot failure.

**Response:**

The FRU callouts are calculated at the time of the failure. See the error log for the actual replacement strategy.

---

**BC57031B****Explanation:**

Secure Boot failure.

**Response:**

The FRU callouts are calculated at the time of the failure. See the error log for the actual replacement strategy.

---

**BC57031C****Explanation:**

Secure Boot failure.

**Response:**

The FRU callouts are calculated at the time of the failure. See the error log for the actual replacement strategy.

---

**BC57031D****Explanation:**

During processor/memory subsystem initialization, an error was encountered: Invalid mode parm for wakeup operation.

**Response:**

The FRU callouts are calculated at the time of the failure. See the error log for the actual replacement strategy.

---

**BC57031E****Explanation:**

During processor/memory subsystem initialization, an error was encountered: Unexpectedly forcing wakeup off when the counter is non-zero, implies a bug in the code flow.

**Response:**

The FRU callouts are calculated at the time of the failure. See the error log for the actual replacement strategy.

---

**BC57031F****Explanation:**

During processor/memory subsystem initialization, an error was encountered: Unsupported multicast op.

**Response:**

The FRU callouts are calculated at the time of the failure. See the error log for the actual replacement strategy.

---

**BC570401****Explanation:**

During processor/memory subsystem initialization, an error was encountered: XSCoM access error.

**Response:**

The FRU callouts are calculated at the time of the failure. See the error log for the actual replacement strategy.

---

**BC570402****Explanation:**

During processor/memory subsystem initialization, an error was encountered.

**Response:**

The FRU callouts are calculated at the time of the failure. Examine the error log for the actual replacement strategy.

---

**BC570403****Explanation:**

During processor/memory subsystem initialization, an error was encountered.

**Response:**

The FRU callouts are calculated at the time of the failure. Examine the error log for the actual replacement strategy.

---

**BC570404****Explanation:**

During processor/memory subsystem initialization, an error was encountered.

**Response:**

The FRU callouts are calculated at the time of the failure. Examine the error log for the actual replacement strategy.

---

**BC570405****Explanation:**

A problem occurred during the IPL of the system.

**Response:**

The FRU callouts are calculated at the time of the failure. See the error log for the actual replacement strategy.

---

**BC570406****Explanation:**

During processor/memory subsystem initialization, an error was encountered.

**Response:**

The FRU callouts are calculated at the time of the failure. Examine the error log for the actual replacement strategy.

---

**BC570407****Explanation:**

During processor/memory subsystem initialization, an error was encountered.

**Response:**

The FRU callouts are calculated at the time of the failure. Examine the error log for the actual replacement strategy.

---

**BC570501****Explanation:**

During processor/memory subsystem initialization, an error was encountered: Initialization Service failed to start a task.

**Response:**

The FRU callouts are calculated at the time of the failure. See the error log for the actual replacement strategy.

---

**BC570502****Explanation:**

During processor/memory subsystem initialization, an error was encountered: Initialization Service attempted to start a function within a module but the function failed to launch.

**Response:**

The FRU callouts are calculated at the time of the failure. See the error log for the actual replacement strategy.

---

**BC570503****Explanation:**

During processor/memory subsystem initialization, an error was encountered: One or more CxxTest Unit Tests failed.

**Response:**

The FRU callouts are calculated at the time of the failure. See the error log for the actual replacement strategy.

---

**BC570504****Explanation:**

During processor/memory subsystem initialization, an error was encountered: Could not FLUSH virtual memory.

**Response:**

The FRU callouts are calculated at the time of the failure. See the error log for the actual replacement strategy.

---

**BC570505****Explanation:**

During processor/memory subsystem initialization, an error was encountered: Initialization Service launched a task and the task returned an error.

**Response:**

The FRU callouts are calculated at the time of the failure. See the error log for the actual replacement strategy.

---

**BC570506****Explanation:**

During processor/memory subsystem initialization, an error was encountered: Initialization Service launched a function and the task returned an error.

**Response:**

The FRU callouts are calculated at the time of the failure. See the error log for the actual replacement strategy.

---

**BC570507****Explanation:**

During processor/memory subsystem initialization, an error was encountered: Initialization Service failed to load a module needed to load a function or task. UserDetails will contain the name of the function or task.

**Response:**

The FRU callouts are calculated at the time of the failure. See the error log for the actual replacement strategy.

---

**BC570508****Explanation:**

During processor/memory subsystem initialization, an error was encountered: Request to send Istep

Complete msg to Fsp, but no outstanding message from service processor found.

**Response:**

The FRU callouts are calculated at the time of the failure. See the error log for the actual replacement strategy.

---

**BC570509**

**Explanation:**

During processor/memory subsystem initialization, an error was encountered: IStep failed and HW deconfigured. Looped back to an earlier istep (Reconfigure loop).

**Response:**

The FRU callouts are calculated at the time of the failure. See the error log for the actual replacement strategy.

---

**BC57050A**

**Explanation:**

A hardware error occurred during the IPL. See previous logs for details.

**Response:**

The FRU callouts are calculated at the time of the failure. See the error log for the actual replacement strategy.

---

**BC57050B**

**Explanation:**

During processor/memory subsystem initialization, an error was encountered: Received shutdown request from service processor.

**Response:**

The FRU callouts are calculated at the time of the failure. See the error log for the actual replacement strategy.

---

**BC57050C**

**Explanation:**

A problem occurred during the IPL of the system.

**Response:**

The FRU callouts are calculated at the time of the failure. See the error log for the actual replacement strategy.

---

**BC57050D**

**Explanation:**

During processor/memory subsystem initialization, an error was encountered: Istep messaged received by non-master node.

**Response:**

The FRU callouts are calculated at the time of the failure. See the error log for the actual replacement strategy.

---

**BC57050F**

**Explanation:**

A reconfigure loop is being induced for testing purposes.

**Response:**

The FRU callouts are calculated at the time of the failure. See the error log for the actual replacement strategy.

---

**BC570510**

**Explanation:**

During processor/memory subsystem initialization, an error was encountered: Received shutdown request due to deconfigure outside of reconfig loop.

**Response:**

The FRU callouts are calculated at the time of the failure. See the error log for the actual replacement strategy.

---

**BC570511**

**Explanation:**

An internal firmware error occurred.

**Response:**

The FRU callouts are calculated at the time of the failure. See the error log for the actual replacement strategy.

---

**BC570512**

**Explanation:**

Node is no longer accepting istep requests.

**Response:**

The FRU callouts are calculated at the time of the failure. See the error log for the actual replacement strategy.

---

**BC570516**

**Explanation:**

Firmware error during boot.

**Response:**

The FRU callouts are calculated at the time of the failure. See the error log for the actual replacement strategy.

---

**BC570601**

**Explanation:**

A problem occurred while accessing the boot flash.

**Response:**

The FRU callouts are calculated at the time of the failure. See the error log for the actual replacement strategy.

---

**BC570602**

**Explanation:**

A problem occurred while accessing the boot flash.

**Response:**

The FRU callouts are calculated at the time of the failure. See the error log for the actual replacement strategy.

---

**BC570603****Explanation:**

During processor/memory subsystem initialization, an error was encountered: invalid section passed to flush.

**Response:**

The FRU callouts are calculated at the time of the failure. See the error log for the actual replacement strategy.

---

**BC570604****Explanation:**

A problem occurred while initializing secure PNOR.

**Response:**

The FRU callouts are calculated at the time of the failure. See the error log for the actual replacement strategy.

---

**BC570605****Explanation:**

Processor NOR flash: A problem occurred while accessing the boot flash.

**Response:**

The FRU callouts are calculated at the time of the failure. See the error log for the actual replacement strategy.

---

**BC570606****Explanation:**

A problem occurred while accessing the boot flash.

**Response:**

The FRU callouts are calculated at the time of the failure. See the error log for the actual replacement strategy.

---

**BC570607****Explanation:**

During processor/memory subsystem initialization, an error was encountered: Unsupported Reset Level requested.

**Response:**

The FRU callouts are calculated at the time of the failure. See the error log for the actual replacement strategy.

---

**BC570608****Explanation:**

LPC bus error communicating with the BMC.

**Response:**

The FRU callouts are calculated at the time of the failure. See the error log for the actual replacement strategy.

---

**BC570609****Explanation:**

A problem occurred while accessing the boot flash.

**Response:**

The FRU callouts are calculated at the time of the failure. See the error log for the actual replacement strategy.

---

**BC57060B****Explanation:**

Hardware error accessing flash during IPL.

**Response:**

The FRU callouts are calculated at the time of the failure. See the error log for the actual replacement strategy.

---

**BC57060C****Explanation:**

Fail verifying Flash File System (FFS) Header on Master Candidate Processor NOR flash Table of Contents

**Response:**

The FRU callouts are calculated at the time of the failure. See the error log for the actual replacement strategy.

---

**BC570610****Explanation:**

A problem occurred while accessing the boot flash.

**Response:**

The FRU callouts are calculated at the time of the failure. See the error log for the actual replacement strategy.

---

**BC570612****Explanation:**

Hardware error accessing flash during IPL.

**Response:**

The FRU callouts are calculated at the time of the failure. See the error log for the actual replacement strategy.

---

**BC570614****Explanation:**

Firmware error accessing flash during IPL.

**Response:**

The FRU callouts are calculated at the time of the failure. See the error log for the actual replacement strategy.

---

**BC570615****Explanation:**

BMC not responding while accessing the flash.

**Response:**

The FRU callouts are calculated at the time of the failure. See the error log for the actual replacement strategy.

---

**BC570616**

**Explanation:**

Error accessing system firmware flash.

**Response:**

The FRU callouts are calculated at the time of the failure. See the error log for the actual replacement strategy.

---

**BC570617**

**Explanation:**

Error accessing system firmware flash.

**Response:**

The FRU callouts are calculated at the time of the failure. See the error log for the actual replacement strategy.

---

**BC570619**

**Explanation:**

A problem occurred while reading Processor NOR flash partition table.

**Response:**

The FRU callouts are calculated at the time of the failure. See the error log for the actual replacement strategy.

---

**BC57061B**

**Explanation:**

During processor/memory subsystem initialization, an error was encountered: invalid section passed to getSectionInfo or section prohibited by secureboot.

**Response:**

The FRU callouts are calculated at the time of the failure. See the error log for the actual replacement strategy.

---

**BC57061C**

**Explanation:**

During processor/memory subsystem initialization, an error was encountered: UNCORRECTABLE ECC.

**Response:**

The FRU callouts are calculated at the time of the failure. See the error log for the actual replacement strategy.

---

**BC57061D**

**Explanation:**

During processor/memory subsystem initialization, an error was encountered: section size is zero.

**Response:**

The FRU callouts are calculated at the time of the failure. See the error log for the actual replacement strategy.

---

**BC57061E**

**Explanation:**

Failed to remove pages.

**Response:**

The FRU callouts are calculated at the time of the failure. See the error log for the actual replacement strategy.

---

**BC57061F**

**Explanation:**

Error accessing system firmware flash.

**Response:**

The FRU callouts are calculated at the time of the failure. See the error log for the actual replacement strategy.

---

**BC570620**

**Explanation:**

Error accessing system firmware flash.

**Response:**

The FRU callouts are calculated at the time of the failure. See the error log for the actual replacement strategy.

---

**BC570621**

**Explanation:**

During processor/memory subsystem initialization, an error was encountered: Non ECC protected section is passed to fixECC.

**Response:**

The FRU callouts are calculated at the time of the failure. See the error log for the actual replacement strategy.

---

**BC570622**

**Explanation:**

A problem occurred while reading Processor NOR flash partition table.

**Response:**

The FRU callouts are calculated at the time of the failure. See the error log for the actual replacement strategy.

---

**BC570623**

**Explanation:**

A problem occurred while reading Processor NOR flash partition table.

**Response:**

The FRU callouts are calculated at the time of the failure. See the error log for the actual replacement strategy.

---

**BC570627****Explanation:**

A problem occurred while accessing the boot flash.

**Response:**

The FRU callouts are calculated at the time of the failure. See the error log for the actual replacement strategy.

---

**BC570629****Explanation:**

No valid Table of Contents (TOC) found for Processor NOR flash.

**Response:**

The FRU callouts are calculated at the time of the failure. See the error log for the actual replacement strategy.

---

**BC57062A****Explanation:**

Error accessing system firmware flash.

**Response:**

The FRU callouts are calculated at the time of the failure. See the error log for the actual replacement strategy.

---

**BC57062B****Explanation:**

A problem occurred while reading Processor NOR flash partition table.

**Response:**

The FRU callouts are calculated at the time of the failure. See the error log for the actual replacement strategy.

---

**BC57062C****Explanation:**

A problem occurred while reading Processor NOR flash partition table.

**Response:**

The FRU callouts are calculated at the time of the failure. See the error log for the actual replacement strategy.

---

**BC57062D****Explanation:**

A problem occurred while reading Processor NOR flash partition table.

**Response:**

The FRU callouts are calculated at the time of the failure. See the error log for the actual replacement strategy.

---

**BC57062F****Explanation:**

Firmware level mismatch.

**Response:**

The FRU callouts are calculated at the time of the failure. See the error log for the actual replacement strategy.

---

**BC570630****Explanation:**

Secureboot key transition failure.

**Response:**

The FRU callouts are calculated at the time of the failure. See the error log for the actual replacement strategy.

---

**BC570631****Explanation:**

Firmware Error.

**Response:**

The FRU callouts are calculated at the time of the failure. See the error log for the actual replacement strategy.

---

**BC570632****Explanation:**

BMC not responding while accessing the flash.

**Response:**

The FRU callouts are calculated at the time of the failure. See the error log for the actual replacement strategy.

---

**BC570633****Explanation:**

BMC not responding while accessing the flash.

**Response:**

The FRU callouts are calculated at the time of the failure. See the error log for the actual replacement strategy.

---

**BC570634****Explanation:**

Security failure: unable to securely load requested firmware.

**Response:**

The FRU callouts are calculated at the time of the failure. See the error log for the actual replacement strategy.

---

**BC570635****Explanation:**

A problem occurred within the security subsystem.

**Response:**



The FRU callouts are calculated at the time of the failure. See the error log for the actual replacement strategy.

---

**BC570636****Explanation:**

A problem occurred within the security subsystem.

**Response:**

The FRU callouts are calculated at the time of the failure. See the error log for the actual replacement strategy.

---

**BC570637****Explanation:**

A problem occurred within the security subsystem.

**Response:**

The FRU callouts are calculated at the time of the failure. See the error log for the actual replacement strategy.

---

**BC570638****Explanation:**

Failure in security subsystem.

**Response:**

The FRU callouts are calculated at the time of the failure. See the error log for the actual replacement strategy.

---

**BC570639****Explanation:**

Platform Security Error.

**Response:**

The FRU callouts are calculated at the time of the failure. See the error log for the actual replacement strategy.

---

**BC57063A****Explanation:**

Failure in security subsystem.

**Response:**

The FRU callouts are calculated at the time of the failure. See the error log for the actual replacement strategy.

---

**BC57063B****Explanation:**

Failure in security subsystem.

**Response:**

The FRU callouts are calculated at the time of the failure. See the error log for the actual replacement strategy.

---

**BC57063C****Explanation:**

Failure in security subsystem.

**Response:**

The FRU callouts are calculated at the time of the failure. See the error log for the actual replacement strategy.

---

**BC57063D****Explanation:**

A problem occurred while reading Processor NOR flash partition table.

**Response:**

The FRU callouts are calculated at the time of the failure. See the error log for the actual replacement strategy.

---

**BC570702****Explanation:**

A problem occurred during the IPL of the system.

**Response:**

The FRU callouts are calculated at the time of the failure. See the error log for the actual replacement strategy.

---

**BC570703****Explanation:**

During processor/memory subsystem initialization, an error was encountered: Timed out waiting for data in FIFO to read.

**Response:**

The FRU callouts are calculated at the time of the failure. See the error log for the actual replacement strategy.

---

**BC570705****Explanation:**

During processor/memory subsystem initialization, an error was encountered: Timed out waiting for command complete.

**Response:**

The FRU callouts are calculated at the time of the failure. See the error log for the actual replacement strategy.

---

**BC570706****Explanation:**

A problem occurred during the IPL of the system: An error was found in the I2C status register.

**Response:**

The FRU callouts are calculated at the time of the failure. See the error log for the actual replacement strategy.

---

**BC570707****Explanation:**

During processor/memory subsystem initialization, an error was encountered: Master Sentinel chip was used as a target for an I2C operation. This is not permitted.

**Response:**

The FRU callouts are calculated at the time of the failure. See the error log for the actual replacement strategy.

---

**BC57070A**

**Explanation:**

A problem occurred during the IPL of the system.

**Response:**

The FRU callouts are calculated at the time of the failure. See the error log for the actual replacement strategy.

---

**BC57070B**

**Explanation:**

A problem occurred during the IPL of the system: A NACK error was found in the I2C Status register.

**Response:**

The FRU callouts are calculated at the time of the failure. See the error log for the actual replacement strategy.

---

**BC57070C**

**Explanation:**

A problem occurred during the IPL of the system: A Bus Arbitration Lost error was found in the I2C status register.

**Response:**

The FRU callouts are calculated at the time of the failure. See the error log for the actual replacement strategy.

---

**BC57070D**

**Explanation:**

During processor/memory subsystem initialization, an error was encountered: I2C read/write interface not linked.

**Response:**

The FRU callouts are calculated at the time of the failure. See the error log for the actual replacement strategy.

---

**BC57070E**

**Explanation:**

During processor/memory subsystem initialization, an error was encountered: I2C access error.

**Response:**

The FRU callouts are calculated at the time of the failure. See the error log for the actual replacement strategy.

---

**BC57070F**

**Explanation:**

During processor/memory subsystem initialization, an error was encountered: I2C offset length is invalid.

**Response:**

The FRU callouts are calculated at the time of the failure. See the error log for the actual replacement strategy.

---

**BC570710**

**Explanation:**

During processor/memory subsystem initialization, an error was encountered: There was an error retrieving the EEPROM page mutex for this i2c master engine.

**Response:**

The FRU callouts are calculated at the time of the failure. See the error log for the actual replacement strategy.

---

**BC570711**

**Explanation:**

During processor/memory subsystem initialization, an error was encountered: Invalid page requested.

**Response:**

The FRU callouts are calculated at the time of the failure. See the error log for the actual replacement strategy.

---

**BC570712**

**Explanation:**

During processor/memory subsystem initialization, an error was encountered: I2C master encountered an error while trying to unlock the eepromPage.

**Response:**

The FRU callouts are calculated at the time of the failure. See the error log for the actual replacement strategy.

---

**BC570713**

**Explanation:**

A problem occurred during the IPL of the system.

**Response:**

The FRU callouts are calculated at the time of the failure. See the error log for the actual replacement strategy.

---

**BC570714**

**Explanation:**

Unexpected boot firmware error.

**Response:**

The FRU callouts are calculated at the time of the failure. See the error log for the actual replacement strategy.

---

**BC570715**

**Explanation:**

Unexpected boot firmware error.

**Response:**

The FRU callouts are calculated at the time of the failure. See the error log for the actual replacement strategy.

---

**BC570716**

**Explanation:**

Firmware error during boot.

**Response:**

The FRU callouts are calculated at the time of the failure. See the error log for the actual replacement strategy.

---

**BC570717**

**Explanation:**

Firmware error during boot.

**Response:**

The FRU callouts are calculated at the time of the failure. See the error log for the actual replacement strategy.

---

**BC570718**

**Explanation:**

Unexpected firmware error.

**Response:**

The FRU callouts are calculated at the time of the failure. See the error log for the actual replacement strategy.

---

**BC570719**

**Explanation:**

Unexpected firmware error.

**Response:**

The FRU callouts are calculated at the time of the failure. See the error log for the actual replacement strategy.

---

**BC57071A**

**Explanation:**

Unexpected firmware error.

**Response:**

The FRU callouts are calculated at the time of the failure. See the error log for the actual replacement strategy.

---

**BC57071B**

**Explanation:**

Unexpected firmware error.

**Response:**

The FRU callouts are calculated at the time of the failure. See the error log for the actual replacement strategy.

---

**BC57071C**

**Explanation:**

Unexpected firmware error.

**Response:**

The FRU callouts are calculated at the time of the failure. See the error log for the actual replacement strategy.

---

**BC57071D**

**Explanation:**

Unexpected firmware error.

**Response:**

The FRU callouts are calculated at the time of the failure. See the error log for the actual replacement strategy.

---

**BC570801**

**Explanation:**

During processor/memory subsystem initialization, an error was encountered: Could not load/unload module.

**Response:**

The FRU callouts are calculated at the time of the failure. See the error log for the actual replacement strategy.

---

**BC570803**

**Explanation:**

During processor/memory subsystem initialization, an error was encountered: Could not allocate virtual memory.

**Response:**

The FRU callouts are calculated at the time of the failure. See the error log for the actual replacement strategy.

---

**BC570804**

**Explanation:**

During processor/memory subsystem initialization, an error was encountered: Could not set permissions on virtual memory.

**Response:**

The FRU callouts are calculated at the time of the failure. See the error log for the actual replacement strategy.

---

**BC570805**

**Explanation:**

During processor/memory subsystem initialization, an error was encountered: Module does not exist.

**Response:**

The FRU callouts are calculated at the time of the failure. See the error log for the actual replacement strategy.

---

**BC570806**

**Explanation:**

During processor/memory subsystem initialization, an error was encountered: Module is not a data module.

**Response:**

The FRU callouts are calculated at the time of the failure. See the error log for the actual replacement strategy.

---

**BC570807**

**Explanation:**

A problem was detected during the IPL of they system: Task crashed.

**Response:**

The FRU callouts are calculated at the time of the failure. See the error log for the actual replacement strategy.

---

**BC570808**

**Explanation:**

Corrupted flash image or firmware error during system boot.

**Response:**

The FRU callouts are calculated at the time of the failure. See the error log for the actual replacement strategy.

---

**BC570901**

**Explanation:**

A problem was detected during the IPL of the system: A hardware initialization procedure requested an invalid attribute.

**Response:**

The FRU callouts are calculated at the time of the failure. See the error log for the actual replacement strategy.

---

**BC570902**

**Explanation:**

During processor/memory subsystem initialization, an error was encountered: Request for EC features on an attribute without EC features.

**Response:**

The FRU callouts are calculated at the time of the failure. See the error log for the actual replacement strategy.

---

**BC570907**

**Explanation:**

Internal firmware error.

**Response:**

The FRU callouts are calculated at the time of the failure. See the error log for the actual replacement strategy.

---

**BC570908**

**Explanation:**

Firmware Error.

**Response:**

The FRU callouts are calculated at the time of the failure. See the error log for the actual replacement strategy.

---

**BC570909**

**Explanation:**

Firmware Error.

**Response:**

The FRU callouts are calculated at the time of the failure. See the error log for the actual replacement strategy.

---

**BC57090A**

**Explanation:**

Firmware Error.

**Response:**

The FRU callouts are calculated at the time of the failure. See the error log for the actual replacement strategy.

---

**BC57090D**

**Explanation:**

Firmware error during IPL.

**Response:**

The FRU callouts are calculated at the time of the failure. See the error log for the actual replacement strategy.

---

**BC57090E**

**Explanation:**

Firmware error during IPL.

**Response:**

The FRU callouts are calculated at the time of the failure. See the error log for the actual replacement strategy.

---

**BC57090F**

**Explanation:**

Error initializing processor/memory subsystem during boot. See FRU list for repair actions.

**Response:**

The FRU callouts are calculated at the time of the failure. See the error log for the actual replacement strategy.

---

**BC570910**

**Explanation:**

Firmware error during IPL.

**Response:**

The FRU callouts are calculated at the time of the failure. See the error log for the actual replacement strategy.

---

---

**BC570911****Explanation:**

Firmware error during IPL.

**Response:**

The FRU callouts are calculated at the time of the failure. See the error log for the actual replacement strategy.

---

**BC570912****Explanation:**

A problem occurred during the IPL of the system.

**Response:**

The FRU callouts are calculated at the time of the failure. Examine the error log for the actual replacement strategy.

---

**BC570913****Explanation:**

During processor/memory subsystem initialization, an error was encountered.

**Response:**

The FRU callouts are calculated at the time of the failure. Examine the error log for the actual replacement strategy.

---

**BC570914****Explanation:**

During processor/memory subsystem initialization, an error was encountered.

**Response:**

The FRU callouts are calculated at the time of the failure. Examine the error log for the actual replacement strategy.

---

**BC570915****Explanation:**

During processor/memory subsystem initialization, an error was encountered.

**Response:**

The FRU callouts are calculated at the time of the failure. Examine the error log for the actual replacement strategy.

---

**BC570916****Explanation:**

During processor/memory subsystem initialization, an error was encountered.

**Response:**

The FRU callouts are calculated at the time of the failure. Examine the error log for the actual replacement strategy.

---

**BC570917****Explanation:**

During processor/memory subsystem initialization, an error was encountered.

**Response:**

The FRU callouts are calculated at the time of the failure. Examine the error log for the actual replacement strategy.

---

**BC57091B****Explanation:**

A problem occurred during the IPL of the system.

**Response:**

The FRU callouts are calculated at the time of the failure. Examine the error log for the actual replacement strategy.

---

**BC57091C****Explanation:**

During processor/memory subsystem initialization, an error was encountered.

**Response:**

The FRU callouts are calculated at the time of the failure. Examine the error log for the actual replacement strategy.

---

**BC57091D****Explanation:**

A problem occurred during the IPL of the system.

**Response:**

The FRU callouts are calculated at the time of the failure. Examine the error log for the actual replacement strategy.

---

**BC57091E****Explanation:**

During processor/memory subsystem initialization, an error was encountered.

**Response:**

The FRU callouts are calculated at the time of the failure. Examine the error log for the actual replacement strategy.

---

**BC57091F****Explanation:**

During processor/memory subsystem initialization, an error was encountered.

**Response:**

The FRU callouts are calculated at the time of the failure. Examine the error log for the actual replacement strategy.

---

**BC570920****Explanation:**

A problem occurred during the IPL of the system.

**Response:**

The FRU callouts are calculated at the time of the failure. Examine the error log for the actual replacement strategy.

---

**BC570921****Explanation:**

A problem occurred during the IPL of the system.

**Response:**

The FRU callouts are calculated at the time of the failure. Examine the error log for the actual replacement strategy.

---

**BC570922****Explanation:**

A problem occurred during the IPL of the system.

**Response:**

The FRU callouts are calculated at the time of the failure. Examine the error log for the actual replacement strategy.

---

**BC570923****Explanation:**

A problem occurred during the IPL of the system.

**Response:**

The FRU callouts are calculated at the time of the failure. Examine the error log for the actual replacement strategy.

---

**BC570924****Explanation:**

Error unmapping memory section.

**Response:**

The FRU callouts are calculated at the time of the failure. See the error log for the actual replacement strategy.

---

**BC570925****Explanation:**

During processor/memory subsystem initialization, an error was encountered: The hwsv returned a message where the extra data was null. This should not happen so need to tell HostBoot to stop the ipl.

**Response:**

The FRU callouts are calculated at the time of the failure. See the error log for the actual replacement strategy.

---

**BC570926****Explanation:**

During processor/memory subsystem initialization, an error was encountered: The hwsv found an error while processing the message so it sent an error message back to indicate to HostBoot to stop the IPL. Userdata1 will have the error PLID from hwsv's errorlog.

**Response:**

The FRU callouts are calculated at the time of the failure. See the error log for the actual replacement strategy.

---

**BC570927****Explanation:**

During processor/memory subsystem initialization, an error was encountered: The hwsv returned a message where there was an error when the powr function was called. userdata1 contains the errorlog plid from hwsv generated by the powr function.

**Response:**

The FRU callouts are calculated at the time of the failure. See the error log for the actual replacement strategy.

---

**BC570928****Explanation:**

During processor/memory subsystem initialization, an error was encountered: HB got an incorrect type message. HB did not provide the correct message type in the istep. Userdata1 shows the message type passed in.

**Response:**

The FRU callouts are calculated at the time of the failure. See the error log for the actual replacement strategy.

---

**BC570929****Explanation:**

A problem occurred during the IPL of the system.

**Response:**

The FRU callouts are calculated at the time of the failure. Examine the error log for the actual replacement strategy.

---

**BC57092A****Explanation:**

During processor/memory subsystem initialization, an error was encountered: messages from other nodes have not returned in time.

**Response:**

The FRU callouts are calculated at the time of the failure. See the error log for the actual replacement strategy.

---

**BC57092B****Explanation:**

During processor/memory subsystem initialization, an error was encountered: host coalesce host timer thread failed.

**Response:**

The FRU callouts are calculated at the time of the failure. See the error log for the actual replacement strategy.

---

**BC57092C****Explanation:**

During processor/memory subsystem initialization, an error was encountered.

**Response:**

The FRU callouts are calculated at the time of the failure. Examine the error log for the actual replacement strategy.

---

**BC57092D****Explanation:**

During processor/memory subsystem initialization, an error was encountered.

**Response:**

The FRU callouts are calculated at the time of the failure. Examine the error log for the actual replacement strategy.

---

**BC57092E****Explanation:**

During processor/memory subsystem initialization, an error was encountered: Request given to load payload into mirrored memory, but no mirrored memory exists at that location.

**Response:**

The FRU callouts are calculated at the time of the failure. See the error log for the actual replacement strategy.

---

**BC570930****Explanation:**

Read/write requested while in DISABLE\_DRAM\_REPAIRS mode found extra bad bits set for DIMM.

**Response:**

The FRU callouts are calculated at the time of the failure. See the error log for the actual replacement strategy.

---

**BC570931****Explanation:**

A problem occurred during the IPL of the system.

**Response:**

The FRU callouts are calculated at the time of the failure. See the error log for the actual replacement strategy.

---

**BC570932****Explanation:**

A problem occurred during the IPL of the system.

**Response:**

The FRU callouts are calculated at the time of the failure. See the error log for the actual replacement strategy.

---

**BC570933****Explanation:**

During processor/memory subsystem initialization, an error was encountered: Failed due to wrong DIMM type.

**Response:**

The FRU callouts are calculated at the time of the failure. See the error log for the actual replacement strategy.

---

**BC570934****Explanation:**

During processor/memory subsystem initialization, an error was encountered: Either nominal, max turbo or min power save frequency for the processor HUID (userdata1) is zero.

**Response:**

The FRU callouts are calculated at the time of the failure. See the error log for the actual replacement strategy.

---

**BC570935****Explanation:**

During processor/memory subsystem initialization, an error was encountered: Input buffer size is smaller than expected length.

**Response:**

The FRU callouts are calculated at the time of the failure. See the error log for the actual replacement strategy.

---

**BC570936****Explanation:**

During processor/memory subsystem initialization, an error was encountered: Nominal frequency(userdata1) does not match nominal frequency(userdata2) on other cores. Should be the same for all chips.

**Response:**

The FRU callouts are calculated at the time of the failure. See the error log for the actual replacement strategy.

---

**BC570937****Explanation:**

During processor/memory subsystem initialization, an error was encountered: Invalid bucket id found for the voltage data.

**Response:**

The FRU callouts are calculated at the time of the failure. See the error log for the actual replacement strategy.

---

**BC570938****Explanation:**

During processor/memory subsystem initialization, an error was encountered: Bucket id from PR keyword does not match bucket id in the voltage data.

**Response:**

The FRU callouts are calculated at the time of the failure. See the error log for the actual replacement strategy.

---

**BC570939****Explanation:**

During processor/memory subsystem initialization, an error was encountered: Unsupported #V keyword data version found.

**Response:**

The FRU callouts are calculated at the time of the failure. See the error log for the actual replacement strategy.

---

**BC57093B****Explanation:**

During processor/memory subsystem initialization, an error was encountered: When Workload Optimized Frequency (WOF) is enabled, ultra turbo freq should not be 0.

**Response:**

The FRU callouts are calculated at the time of the failure. See the error log for the actual replacement strategy.

---

**BC57093C****Explanation:**

During processor/memory subsystem initialization, an error was encountered: When Workload Optimized Frequency (WOF) is enabled, the WOF Freq Uplift index should be 1,2,3, or 4.

**Response:**

The FRU callouts are calculated at the time of the failure. See the error log for the actual replacement strategy.

---

**BC57093D****Explanation:**

A problem occurred during the IPL of the system.

**Response:**

The FRU callouts are calculated at the time of the failure. See the error log for the actual replacement strategy.

---

**BC57093E****Explanation:**

Error uncompressing payload image from boot flash.

**Response:**

The FRU callouts are calculated at the time of the failure. See the error log for the actual replacement strategy.

---

**BC570A01****Explanation:**

An internal function called the FSI device driver with an improper data length.

**Response:**

The FRU callouts are calculated at the time of the failure. See the error log for the actual replacement strategy.

---

**BC570A03****Explanation:**

A problem occurred during the IPL of the system.

**Response:**

The FRU callouts are calculated at the time of the failure. See the error log for the actual replacement strategy.

---

**BC570A04****Explanation:**

A problem occurred during the IPL of the system.

**Response:**

The FRU callouts are calculated at the time of the failure. See the error log for the actual replacement strategy.

---

**BC570A06****Explanation:**

A problem occurred during the IPL of the system.

**Response:**

The FRU callouts are calculated at the time of the failure. See the error log for the actual replacement strategy.

---

**BC570A08****Explanation:**

A problem occurred during the IPL of the system.

**Response:**

The FRU callouts are calculated at the time of the failure. See the error log for the actual replacement strategy.

---

**BC570A09****Explanation:**

A problem occurred during the IPL of the system.

**Response:**

The FRU callouts are calculated at the time of the failure. See the error log for the actual replacement strategy.

---

**BC570A0A****Explanation:**



A problem occurred during the IPL of the system.

**Response:**

The FRU callouts are calculated at the time of the failure. See the error log for the actual replacement strategy.

---

**BC570A0B**

**Explanation:**

A problem occurred during the IPL of the system.

**Response:**

The FRU callouts are calculated at the time of the failure. See the error log for the actual replacement strategy.

---

**BC570A0C**

**Explanation:**

A problem occurred during the IPL of the system.

**Response:**

The FRU callouts are calculated at the time of the failure. See the error log for the actual replacement strategy.

---

**BC570A0D**

**Explanation:**

A problem occurred during the IPL of the system.

**Response:**

The FRU callouts are calculated at the time of the failure. See the error log for the actual replacement strategy.

---

**BC570A0E**

**Explanation:**

A problem occurred during the IPL of the system.

**Response:**

The FRU callouts are calculated at the time of the failure. See the error log for the actual replacement strategy.

---

**BC570A0F**

**Explanation:**

FSI and MVPD do not agree.

**Response:**

The FRU callouts are calculated at the time of the failure. See the error log for the actual replacement strategy.

---

**BC570A10**

**Explanation:**

FSI and CVPD do not agree.

**Response:**

The FRU callouts are calculated at the time of the failure. See the error log for the actual replacement strategy.

---

**BC570A11**

**Explanation:**

A problem occurred during the IPL of the system.

**Response:**

The FRU callouts are calculated at the time of the failure. See the error log for the actual replacement strategy.

---

**BC570A12**

**Explanation:**

A problem occurred during the IPL of the system.

**Response:**

The FRU callouts are calculated at the time of the failure. See the error log for the actual replacement strategy.

---

**BC570B01**

**Explanation:**

During processor/memory subsystem initialization, an error was encountered.

**Response:**

The FRU callouts are calculated at the time of the failure. Examine the error log for the actual replacement strategy.

---

**BC570B02**

**Explanation:**

A problem occurred during the IPL of the system. The eyecatch value observed in memory does not match the expected value and therefore the contents of the attribute sections are unable to be parsed.

**Response:**

The FRU callouts are calculated at the time of the failure. See the error log for the actual replacement strategy.

---

**BC570B03**

**Explanation:**

Kernel failed to block memory.

**Response:**

The FRU callouts are calculated at the time of the failure. See the error log for the actual replacement strategy.

---

**BC570B04**

**Explanation:**

Kernel failed to set permissions on virtual memory block.

**Response:**

The FRU callouts are calculated at the time of the failure. See the error log for the actual replacement strategy.

---

**BC570B05**

**Explanation:**

Unexpected boot firmware error occurred.

**Response:**

The FRU callouts are calculated at the time of the failure. See the error log for the actual replacement strategy.

---

**BC570B06****Explanation:**

FW error, unexpected Attribute section type.

**Response:**

The FRU callouts are calculated at the time of the failure. See the error log for the actual replacement strategy.

---

**BC570B07****Explanation:**

A problem occurred during the IPL of the system: Attributes were not fully synchronized between the host firmware and service processor.

**Response:**

The FRU callouts are calculated at the time of the failure. See the error log for the actual replacement strategy.

---

**BC570B08****Explanation:**

During processor/memory subsystem initialization, an error was encountered: The attribute synchronization code on the service processor side was unable to fulfill the sync to HostBoot request.

**Response:**

The FRU callouts are calculated at the time of the failure. See the error log for the actual replacement strategy.

---

**BC570B09****Explanation:**

During processor/memory subsystem initialization, an error was encountered: The attribute synchronization from the service processor failed.

**Response:**

The FRU callouts are calculated at the time of the failure. See the error log for the actual replacement strategy.

---

**BC570B0A****Explanation:**

During processor/memory subsystem initialization, an error was encountered.

**Response:**

The FRU callouts are calculated at the time of the failure. Examine the error log for the actual replacement strategy.

---

**BC570B0B****Explanation:**

During processor/memory subsystem initialization, an error was encountered.

**Response:**

The FRU callouts are calculated at the time of the failure. Examine the error log for the actual replacement strategy.

---

**BC570B0C****Explanation:**

During processor/memory subsystem initialization, an error was encountered: Targeting target's type not supported by runtime code.

**Response:**

The FRU callouts are calculated at the time of the failure. See the error log for the actual replacement strategy.

---

**BC570B0D****Explanation:**

Invalid configuration data in firmware Processor NOR flash.

**Response:**

The FRU callouts are calculated at the time of the failure. See the error log for the actual replacement strategy.

---

**BC570B0E****Explanation:**

Invalid configuration data in firmware Processor NOR flash.

**Response:**

The FRU callouts are calculated at the time of the failure. See the error log for the actual replacement strategy.

---

**BC570B0F****Explanation:**

During processor/memory subsystem initialization, an error was encountered: Failure applying given attribute override on given target.

**Response:**

The FRU callouts are calculated at the time of the failure. See the error log for the actual replacement strategy.

---

**BC570B10****Explanation:**

During processor/memory subsystem initialization, an error was encountered: Given target does not have given attribute to apply override.

**Response:**

The FRU callouts are calculated at the time of the failure. See the error log for the actual replacement strategy.

---

**BC570B11****Explanation:**

Invalid configuration data in firmware Processor NOR flash.

**Response:**

The FRU callouts are calculated at the time of the failure. See the error log for the actual replacement strategy.

---

**BC570B12****Explanation:**

Invalid configuration data in firmware Processor NOR flash.

**Response:**

The FRU callouts are calculated at the time of the failure. See the error log for the actual replacement strategy.

---

**BC570B13****Explanation:**

Kernel failed to block map memory.

**Response:**

The FRU callouts are calculated at the time of the failure. See the error log for the actual replacement strategy.

---

**BC570B15****Explanation:**

Kernel failed to unblock mapped memory.

**Response:**

The FRU callouts are calculated at the time of the failure. See the error log for the actual replacement strategy.

---

**BC570B16****Explanation:**

Unexpected internal firmware error.

**Response:**

The FRU callouts are calculated at the time of the failure. See the error log for the actual replacement strategy.

---

**BC570B17****Explanation:**

Unexpected internal firmware error.

**Response:**

The FRU callouts are calculated at the time of the failure. See the error log for the actual replacement strategy.

---

**BC570B18****Explanation:**

Internal firmware error preparing for concurrent code update.

**Response:**

The FRU callouts are calculated at the time of the failure. See the error log for the actual replacement strategy.

---

**BC570B19****Explanation:**

Unsupported override configuration data.

**Response:**

The FRU callouts are calculated at the time of the failure. See the error log for the actual replacement strategy.

---

**BC570B1A****Explanation:**

Unexpected boot firmware failure.

**Response:**

The FRU callouts are calculated at the time of the failure. See the error log for the actual replacement strategy.

---

**BC570B1B****Explanation:**

Tolerated boot firmware error occurred.

**Response:**

The FRU callouts are calculated at the time of the failure. See the error log for the actual replacement strategy.

---

**BC570B80****Explanation:**

During processor/memory subsystem initialization, an error was encountered: The caller passed an invalid node target to find the master proc handle.

**Response:**

The FRU callouts are calculated at the time of the failure. See the error log for the actual replacement strategy.

---

**BC570B81****Explanation:**

During processor/memory subsystem initialization, an error was encountered: The caller passed an invalid node target to find the master proc handle.

**Response:**

The FRU callouts are calculated at the time of the failure. See the error log for the actual replacement strategy.

---

**BC570B82****Explanation:**

Internal firmware error applying custom configuration settings.

**Response:**

The FRU callouts are calculated at the time of the failure. See the error log for the actual replacement strategy.

---

**BC570B83****Explanation:**

Firmware error doing code update.

**Response:**

The FRU callouts are calculated at the time of the failure. See the error log for the actual replacement strategy.

---

**BC570B84****Explanation:**

Firmware error doing code update.

**Response:**

The FRU callouts are calculated at the time of the failure. See the error log for the actual replacement strategy.

---

**BC570B85****Explanation:**

Firmware error doing code update.

**Response:**

The FRU callouts are calculated at the time of the failure. See the error log for the actual replacement strategy.

---

**BC570B86****Explanation:**

Firmware error doing code update.

**Response:**

The FRU callouts are calculated at the time of the failure. See the error log for the actual replacement strategy.

---

**BC570B87****Explanation:**

Firmware error doing code update.

**Response:**

The FRU callouts are calculated at the time of the failure. See the error log for the actual replacement strategy.

---

**BC570B88****Explanation:**

Firmware error doing code update.

**Response:**

The FRU callouts are calculated at the time of the failure. See the error log for the actual replacement strategy.

---

**BC570B89****Explanation:**

Attempted to perform an invalid attribute look up.

**Response:**

The FRU callouts are calculated at the time of the failure. See the error log for the actual replacement strategy.

---

**BC570B8A****Explanation:**

A problem occurred during the IPL of the system. Expected resource was not indicated to be present.

**Response:**

The FRU callouts are calculated at the time of the failure. See the error log for the actual replacement strategy.

---

**BC570B8B****Explanation:**

During processor/memory subsystem initialization, an error was encountered: Error: Failed to translate common association address to platform address.

**Response:**

The FRU callouts are calculated at the time of the failure. See the error log for the actual replacement strategy.

---

**BC570B8C****Explanation:**

During processor/memory subsystem initialization, an error was encountered: Error: No free association entry to set.

**Response:**

The FRU callouts are calculated at the time of the failure. See the error log for the actual replacement strategy.

---

**BC570C01****Explanation:**

During processor/memory subsystem initialization, an error was encountered: Attempt to deconfigure a target that is not deconfigurable or not present.

**Response:**

The FRU callouts are calculated at the time of the failure. See the error log for the actual replacement strategy.

---

**BC570C03****Explanation:**

During processor/memory subsystem initialization, an error was encountered: Invalid target encountered in processing of HW callout.

**Response:**

The FRU callouts are calculated at the time of the failure. See the error log for the actual replacement strategy.

---

**BC570C04**

**Explanation:**

During processor/memory subsystem initialization, an error was encountered: Insufficient hardware to continue.

**Response:**

The FRU callouts are calculated at the time of the failure. See the error log for the actual replacement strategy.

---

**BC570C05****Explanation:**

A problem occurred during the IPL of the system: No functional processor cores were found on the master processor.

**Response:**

The FRU callouts are calculated at the time of the failure. See the error log for the actual replacement strategy.

---

**BC570C06****Explanation:**

A problem occurred during the IPL of the system: Found no functional dimm cards.

**Response:**

The FRU callouts are calculated at the time of the failure. See the error log for the actual replacement strategy.

---

**BC570C07****Explanation:**

A problem occurred during the IPL of the system: No functional master processor was found on this node.

**Response:**

The FRU callouts are calculated at the time of the failure. See the error log for the actual replacement strategy.

---

**BC570C08****Explanation:**

A problem occurred during the IPL of the system: No functional nodes were found on the system.

**Response:**

The FRU callouts are calculated at the time of the failure. See the error log for the actual replacement strategy.

---

**BC570C09****Explanation:**

A problem occurred during the IPL of the system: Found no functional dimm cards.

**Response:**

The FRU callouts are calculated at the time of the failure. See the error log for the actual replacement strategy.

---

**BC570C0A****Explanation:**

A previously discovered hardware issue is being ignored to allow the system to boot.

**Response:**

The FRU callouts are calculated at the time of the failure. See the error log for the actual replacement strategy.

---

**BC570C0B****Explanation:**

A problem occurred during the IPL of the system: A critical resource was found to be deconfigured.

**Response:**

The FRU callouts are calculated at the time of the failure. See the error log for the actual replacement strategy.

---

**BC570C0C****Explanation:**

A problem occurred during the IPL of the system: Found no functional dimm cards.

**Response:**

The FRU callouts are calculated at the time of the failure. See the error log for the actual replacement strategy.

---

**BC570C0E****Explanation:**

Insufficient hardware to continue IPL.

**Response:**

The FRU callouts are calculated at the time of the failure. See the error log for the actual replacement strategy.

---

**BC570C0F****Explanation:**

Incompatible Processor Chip Levels.

**Response:**

The FRU callouts are calculated at the time of the failure. See the error log for the actual replacement strategy.

---

**BC570C10****Explanation:**

Incompatible Processor Chip Levels.

**Response:**

The FRU callouts are calculated at the time of the failure. See the error log for the actual replacement strategy.

---

**BC570C11****Explanation:**

Host firmware encountered an internal error.

---

**Response:**

The FRU callouts are calculated at the time of the failure. See the error log for the actual replacement strategy.

---

**BC570C12****Explanation:**

Host firmware encountered an internal error.

**Response:**

The FRU callouts are calculated at the time of the failure. See the error log for the actual replacement strategy.

---

**BC570C13****Explanation:**

Host Firmware encountered an internal error.

**Response:**

The FRU callouts are calculated at the time of the failure. See the error log for the actual replacement strategy.

---

**BC570C14****Explanation:**

A problem occurred during the IPL of the system: Found too many obus links.

**Response:**

The FRU callouts are calculated at the time of the failure. See the error log for the actual replacement strategy.

---

**BC570C15****Explanation:**

A problem occurred during the IPL of the system: No memory found.

**Response:**

The FRU callouts are calculated at the time of the failure. See the error log for the actual replacement strategy.

---

**BC570C16****Explanation:**

A problem occurred during IPL of the system: Internal Firmware Error.

**Response:**

The FRU callouts are calculated at the time of the failure. See the error log for the actual replacement strategy.

---

**BC570C19****Explanation:**

A problem occurred during IPL of the system: Internal Firmware Error.

**Response:**

The FRU callouts are calculated at the time of the failure. See the error log for the actual replacement strategy.

---

**BC570C1A****Explanation:**

An issue occurred during IPL of the system: Internal Firmware Error.

**Response:**

The FRU callouts are calculated at the time of the failure. See the error log for the actual replacement strategy.

---

**BC570C1B****Explanation:**

Incompatible Processor Chip Levels.

**Response:**

The FRU callouts are calculated at the time of the failure. See the error log for the actual replacement strategy.

---

**BC570C1C****Explanation:**

Incompatible Processor Chip Levels.

**Response:**

The FRU callouts are calculated at the time of the failure. See the error log for the actual replacement strategy.

---

**BC570C1D****Explanation:**

Incompatible Processor Chip Levels.

**Response:**

The FRU callouts are calculated at the time of the failure. See the error log for the actual replacement strategy.

---

**BC570C81****Explanation:**

A problem occurred during the IPL of the system. Attempt to create a deconfiguration record for a target that is not deconfigurable or not present.

**Response:**

The FRU callouts are calculated at the time of the failure. See the error log for the actual replacement strategy.

---

**BC570C82****Explanation:**

A problem occurred during the IPL of the system. Attempt to create a deconfiguration record for a target, but the deconfiguration repository is full.

**Response:**

The FRU callouts are calculated at the time of the failure. See the error log for the actual replacement strategy.

---

**BC570C83****Explanation:**

Invalid chipid from hardware (all FFs).

**Response:**

The FRU callouts are calculated at the time of the failure. See the error log for the actual replacement strategy.

---

**BC570C84****Explanation:**

Invalid Lx keyword.

**Response:**

The FRU callouts are calculated at the time of the failure. See the error log for the actual replacement strategy.

---

**BC570C85****Explanation:**

Bad MCA target.

**Response:**

The FRU callouts are calculated at the time of the failure. See the error log for the actual replacement strategy.

---

**BC570C86****Explanation:**

During processor/memory subsystem initialization, an error was encountered: Post de-configuration of target failed.

**Response:**

The FRU callouts are calculated at the time of the failure. See the error log for the actual replacement strategy.

---

**BC570C87****Explanation:**

During processor/memory subsystem initialization, an error was encountered: Post de-configuration of target failed.

**Response:**

The FRU callouts are calculated at the time of the failure. See the error log for the actual replacement strategy.

---

**BC570C88****Explanation:**

Insufficient DIMM resources.

**Response:**

The FRU callouts are calculated at the time of the failure. See the error log for the actual replacement strategy.

---

**BC570D01****Explanation:**

A problem occurred during the IPL of the system: Error returned from SCOM engine after write.

**Response:**

The FRU callouts are calculated at the time of the failure. See the error log for the actual replacement strategy.

---

**BC570D02****Explanation:**

A problem occurred during the IPL of the system: Error returned from SCOM engine after read.

**Response:**

The FRU callouts are calculated at the time of the failure. See the error log for the actual replacement strategy.

---

**BC570D03****Explanation:**

During processor/memory subsystem initialization, an error was encountered: Multi-SCOM read did not return correct SCOMs.

**Response:**

The FRU callouts are calculated at the time of the failure. See the error log for the actual replacement strategy.

---

**BC570D04****Explanation:**

A problem occurred during the IPL of the system: Invalid address on a SCOM operation.

**Response:**

The FRU callouts are calculated at the time of the failure. See the error log for the actual replacement strategy.

---

**BC570D05****Explanation:**

A problem occurred during the IPL of the system: Unsupported SCOM operation type.

**Response:**

The FRU callouts are calculated at the time of the failure. See the error log for the actual replacement strategy.

---

**BC570D06****Explanation:**

During processor/memory subsystem initialization, an error was encountered: Hypervisor firmware request interface not linked.

**Response:**

The FRU callouts are calculated at the time of the failure. See the error log for the actual replacement strategy.

---

**BC570D07****Explanation:**

During processor/memory subsystem initialization, an error was encountered: Unable to allocate firmware request messages.

**Response:**

The FRU callouts are calculated at the time of the failure. See the error log for the actual replacement strategy.

---

**BC570E01****Explanation:**

During processor/memory subsystem initialization, an error was encountered: Invalid operation type.

**Response:**

The FRU callouts are calculated at the time of the failure. See the error log for the actual replacement strategy.

---

**BC570E02****Explanation:**

A problem was detected during the IPL of the system: Device type not supported.

**Response:**

The FRU callouts are calculated at the time of the failure. See the error log for the actual replacement strategy.

---

**BC570E03****Explanation:**

During processor/memory subsystem initialization, an error was encountered: EEPROM attribute was not found.

**Response:**

The FRU callouts are calculated at the time of the failure. See the error log for the actual replacement strategy.

---

**BC570E04****Explanation:**

During processor/memory subsystem initialization, an error was encountered: Invalid EEPROM chip to access.

**Response:**

The FRU callouts are calculated at the time of the failure. See the error log for the actual replacement strategy.

---

**BC570E05****Explanation:**

During processor/memory subsystem initialization, an error was encountered: I2C master entity path doesn't exist.

**Response:**

The FRU callouts are calculated at the time of the failure. See the error log for the actual replacement strategy.

---

**BC570E06****Explanation:**

During processor/memory subsystem initialization, an error was encountered: I2C master path target is null.

**Response:**

The FRU callouts are calculated at the time of the failure. See the error log for the actual replacement strategy.

---

**BC570E07****Explanation:**

During processor/memory subsystem initialization, an error was encountered: Invalid address offset size.

**Response:**

The FRU callouts are calculated at the time of the failure. See the error log for the actual replacement strategy.

---

**BC570E08****Explanation:**

A problem occurred during the IPL of the system: I2C buffer offset is too large.

**Response:**

The FRU callouts are calculated at the time of the failure. See the error log for the actual replacement strategy.

---

**BC570E09****Explanation:**

During processor/memory subsystem initialization, an error was encountered: I2C write page size is zero.

**Response:**

The FRU callouts are calculated at the time of the failure. See the error log for the actual replacement strategy.

---

**BC570E0A****Explanation:**

During processor/memory subsystem initialization, an error was encountered: cacheEeprom mm\_remove\_pages FLUSH failed.

**Response:**

The FRU callouts are calculated at the time of the failure. See the error log for the actual replacement strategy.

---

**BC570E0B**



**Explanation:**

During processor/memory subsystem initialization, an error was encountered: cacheEeprom mm\_remove\_pages FLUSH failed.

**Response:**

The FRU callouts are calculated at the time of the failure. See the error log for the actual replacement strategy.

---

**BC570E0C****Explanation:**

During processor/memory subsystem initialization, an error was encountered: buildEepromRecordHeader invalid mux target.

**Response:**

The FRU callouts are calculated at the time of the failure. See the error log for the actual replacement strategy.

---

**BC570E0D****Explanation:**

Soft error in Firmware.

**Response:**

The FRU callouts are calculated at the time of the failure. See the error log for the actual replacement strategy.

---

**BC570E0E****Explanation:**

Firmware detected new part and is restarting.

**Response:**

The FRU callouts are calculated at the time of the failure. See the error log for the actual replacement strategy.

---

**BC570F01****Explanation:**

During processor/memory subsystem initialization, an error was encountered: Interrupt type already registered.

**Response:**

The FRU callouts are calculated at the time of the failure. See the error log for the actual replacement strategy.

---

**BC570F02****Explanation:**

During processor/memory subsystem initialization, an error was encountered: Interrupt resource provider not initialized yet.

**Response:**

The FRU callouts are calculated at the time of the failure. See the error log for the actual replacement strategy.

---

**BC570F03****Explanation:**

During processor/memory subsystem initialization, an error was encountered: Interrupt resource provider not initialized yet.

**Response:**

The FRU callouts are calculated at the time of the failure. See the error log for the actual replacement strategy.

---

**BC570F04****Explanation:**

During processor/memory subsystem initialization, an error was encountered.

**Response:**

The FRU callouts are calculated at the time of the failure. Examine the error log for the actual replacement strategy.

---

**BC570F05****Explanation:**

During processor/memory subsystem initialization, an error was encountered.

**Response:**

The FRU callouts are calculated at the time of the failure. Examine the error log for the actual replacement strategy.

---

**BC570F07****Explanation:**

During processor/memory subsystem initialization, an error was encountered: Error mapping in memory.

**Response:**

The FRU callouts are calculated at the time of the failure. See the error log for the actual replacement strategy.

---

**BC570F08****Explanation:**

During processor/memory subsystem initialization, an error was encountered: Unexpected RC from issuing PSIH B EOI store.

**Response:**

The FRU callouts are calculated at the time of the failure. See the error log for the actual replacement strategy.

---

**BC570F09****Explanation:**

During processor/memory subsystem initialization, an error was encountered: Error unmasking interrupt source.

**Response:**

The FRU callouts are calculated at the time of the failure. See the error log for the actual replacement strategy.

---

**BC570F0C****Explanation:**

During processor/memory subsystem initialization, an error was encountered: Error encountered sending coalesce message to INTRP.

**Response:**

The FRU callouts are calculated at the time of the failure. See the error log for the actual replacement strategy.

---

**BC570F0D****Explanation:**

During processor/memory subsystem initialization, an error was encountered: Error encountered routing IPC message.

**Response:**

The FRU callouts are calculated at the time of the failure. See the error log for the actual replacement strategy.

---

**BC570F0E****Explanation:**

Error handling processor interrupts.

**Response:**

The FRU callouts are calculated at the time of the failure. See the error log for the actual replacement strategy.

---

**BC571001****Explanation:**

Service Processor Firmware couldn't detect any functional master processor required to boot the host.

**Response:**

The FRU callouts are calculated at the time of the failure. See the error log for the actual replacement strategy.

---

**BC571002****Explanation:**

During processor/memory subsystem initialization, an error was encountered: MDMT could not find a functional node.

**Response:**

The FRU callouts are calculated at the time of the failure. See the error log for the actual replacement strategy.

---

**BC571003****Explanation:**

Host failed to boot because there was a problem configuring Time Of Day on the Host processors.

**Response:**

The FRU callouts are calculated at the time of the failure. See the error log for the actual replacement strategy.

---

**BC571004****Explanation:**

During processor/memory subsystem initialization, an error was encountered.

**Response:**

The FRU callouts are calculated at the time of the failure. Examine the error log for the actual replacement strategy.

---

**BC571005****Explanation:**

Service Processor Firmware encountered an internal error.

**Response:**

The FRU callouts are calculated at the time of the failure. See the error log for the actual replacement strategy.

---

**BC571006****Explanation:**

During processor/memory subsystem initialization, an error was encountered: Error: Unsupported bus port was detected for the specified bus type. Possible Causes: Invalid bus configuration in targeting, or getBusPort method has not been updated to support all the possible port for a bus on a given system type. Resolution: Development team should be contacted.

**Response:**

The FRU callouts are calculated at the time of the failure. See the error log for the actual replacement strategy.

---

**BC571007****Explanation:**

Host failed to boot because there was a problem configuring Time Of Day on the Host processors.

**Response:**

The FRU callouts are calculated at the time of the failure. See the error log for the actual replacement strategy.

---

**BC571008****Explanation:**

Host failed to boot because there was a problem configuring Time Of Day on the Host processors.

**Response:**

The FRU callouts are calculated at the time of the failure. See the error log for the actual replacement strategy.

---

**BC571009**

**Explanation:**

Service Processor Firmware encountered an internal error.

**Response:**

The FRU callouts are calculated at the time of the failure. See the error log for the actual replacement strategy.

---

**BC57100A****Explanation:**

During processor/memory subsystem initialization, an error was encountered.

**Response:**

The FRU callouts are calculated at the time of the failure. Examine the error log for the actual replacement strategy.

---

**BC57100B****Explanation:**

During processor/memory subsystem initialization, an error was encountered.

**Response:**

The FRU callouts are calculated at the time of the failure. Examine the error log for the actual replacement strategy.

---

**BC57100C****Explanation:**

An internal error occurred. This will force the Time of Day function to run with complete redundancy.

**Response:**

The FRU callouts are calculated at the time of the failure. See the error log for the actual replacement strategy.

---

**BC57100D****Explanation:**

Host failed to boot because there was a problem configuring Time Of Day on the Host processors.

**Response:**

The FRU callouts are calculated at the time of the failure. See the error log for the actual replacement strategy.

---

**BC57100E****Explanation:**

During processor/memory subsystem initialization, an error was encountered.

**Response:**

The FRU callouts are calculated at the time of the failure. Examine the error log for the actual replacement strategy.

---

**BC57100F****Explanation:**

During processor/memory subsystem initialization, an error was encountered.

**Response:**

The FRU callouts are calculated at the time of the failure. Examine the error log for the actual replacement strategy.

---

**BC571011****Explanation:**

Service Processor Firmware encountered an internal error.

**Response:**

The FRU callouts are calculated at the time of the failure. See the error log for the actual replacement strategy.

---

**BC571012****Explanation:**

Service Processor Firmware encountered an internal error.

**Response:**

The FRU callouts are calculated at the time of the failure. See the error log for the actual replacement strategy.

---

**BC571013****Explanation:**

Host failed to boot because there was a problem configuring Time Of Day on the Host processors.

**Response:**

The FRU callouts are calculated at the time of the failure. See the error log for the actual replacement strategy.

---

**BC571014****Explanation:**

Service Processor Firmware encountered an internal error.

**Response:**

The FRU callouts are calculated at the time of the failure. See the error log for the actual replacement strategy.

---

**BC571015****Explanation:**

There was a problem in configuring Time Of Day on the Host processor.

**Response:**

The FRU callouts are calculated at the time of the failure. See the error log for the actual replacement strategy.

---

**BC571017****Explanation:**

Service Processor Firmware encountered an internal error.

**Response:**

The FRU callouts are calculated at the time of the failure. See the error log for the actual replacement strategy.

---

**BC571019**

**Explanation:**

Service Processor Firmware encountered an internal error.

**Response:**

The FRU callouts are calculated at the time of the failure. See the error log for the actual replacement strategy.

---

**BC57101A**

**Explanation:**

An internal error occurred. This will force the Time of Day function to run with complete redundancy.

**Response:**

The FRU callouts are calculated at the time of the failure. See the error log for the actual replacement strategy.

---

**BC571101**

**Explanation:**

A problem occurred during the IPL of the system.

**Response:**

The FRU callouts are calculated at the time of the failure. See the error log for the actual replacement strategy.

---

**BC571102**

**Explanation:**

During processor/memory subsystem initialization, an error was encountered: Message from service processor. Message type is not within a valid range. Message dropped.

**Response:**

The FRU callouts are calculated at the time of the failure. See the error log for the actual replacement strategy.

---

**BC571104**

**Explanation:**

A problem occurred during the IPL of the system.

**Response:**

The FRU callouts are calculated at the time of the failure. See the error log for the actual replacement strategy.

---

**BC571105**

**Explanation:**

During processor/memory subsystem initialization, an error was encountered: Message from service processor. An invalid message queue ID or message type was sent to the service processor.

**Response:**

The FRU callouts are calculated at the time of the failure. See the error log for the actual replacement strategy.

---

**BC571107**

**Explanation:**

During processor/memory subsystem initialization, an error was encountered: Message queue already registered with mailbox using a different queue.

**Response:**

The FRU callouts are calculated at the time of the failure. See the error log for the actual replacement strategy.

---

**BC571109**

**Explanation:**

During processor/memory subsystem initialization, an error was encountered: Retry failed. Bad status indicated in PIB status reg.

**Response:**

The FRU callouts are calculated at the time of the failure. See the error log for the actual replacement strategy.

---

**BC57110A**

**Explanation:**

During processor/memory subsystem initialization, an error was encountered: Mailbox Data Write attempted before ACK.

**Response:**

The FRU callouts are calculated at the time of the failure. See the error log for the actual replacement strategy.

---

**BC57110B**

**Explanation:**

During processor/memory subsystem initialization, an error was encountered: Mailbox Hardware detected parity error.

**Response:**

The FRU callouts are calculated at the time of the failure. See the error log for the actual replacement strategy.

---

**BC57110C**

**Explanation:**

During processor/memory subsystem initialization, an error was encountered: Invalid message type sent to mailbox msgQ.

**Response:**

The FRU callouts are calculated at the time of the failure. See the error log for the actual replacement strategy.

---

**BC57110D****Explanation:**

During processor/memory subsystem initialization, an error was encountered: Host boot mailbox service is not available at this time.

**Response:**

The FRU callouts are calculated at the time of the failure. See the error log for the actual replacement strategy.

---

**BC57110E****Explanation:**

During processor/memory subsystem initialization, an error was encountered: Failed to allocate a DMA buffer. Message dropped.

**Response:**

The FRU callouts are calculated at the time of the failure. See the error log for the actual replacement strategy.

---

**BC57110F****Explanation:**

During processor/memory subsystem initialization, an error was encountered: Could not register mailbox message queue.

**Response:**

The FRU callouts are calculated at the time of the failure. See the error log for the actual replacement strategy.

---

**BC571110****Explanation:**

During processor/memory subsystem initialization, an error was encountered: Mailbox is disabled, message dropped.

**Response:**

The FRU callouts are calculated at the time of the failure. See the error log for the actual replacement strategy.

---

**BC571111****Explanation:**

During processor/memory subsystem initialization, an error was encountered: An invalid node was specified.

**Response:**

The FRU callouts are calculated at the time of the failure. See the error log for the actual replacement strategy.

---

**BC571112****Explanation:**

During processor/memory subsystem initialization, an error was encountered: Invalid msg or msg queue.

**Response:**

The FRU callouts are calculated at the time of the failure. See the error log for the actual replacement strategy.

---

**BC571113****Explanation:**

During processor/memory subsystem initialization, an error was encountered: IPC Message data corrupted.

**Response:**

The FRU callouts are calculated at the time of the failure. See the error log for the actual replacement strategy.

---

**BC571202****Explanation:**

During processor/memory subsystem initialization, an error was encountered: Invalid address and size returned from HDAT.

**Response:**

The FRU callouts are calculated at the time of the failure. See the error log for the actual replacement strategy.

---

**BC571204****Explanation:**

During processor/memory subsystem initialization, an error was encountered: Cannot unmap the source table section.

**Response:**

The FRU callouts are calculated at the time of the failure. See the error log for the actual replacement strategy.

---

**BC571205****Explanation:**

During processor/memory subsystem initialization, an error was encountered: Cannot unmap the source table section.

**Response:**

The FRU callouts are calculated at the time of the failure. See the error log for the actual replacement strategy.

---

**BC571207****Explanation:**

During processor/memory subsystem initialization, an error was encountered: MDRT table is not big enough to hold all entries.

**Response:**

The FRU callouts are calculated at the time of the failure. See the error log for the actual replacement strategy.

---

**BC571209****Explanation:**

During processor/memory subsystem initialization, an error was encountered: MDDT table is not big enough to hold all src entries.

**Response:**

The FRU callouts are calculated at the time of the failure. See the error log for the actual replacement strategy.

---

**BC57120A****Explanation:**

During processor/memory subsystem initialization, an error was encountered: MDDT table is not big enough to hold all src entries.

**Response:**

The FRU callouts are calculated at the time of the failure. See the error log for the actual replacement strategy.

---

**BC57120B****Explanation:**

During processor/memory subsystem initialization, an error was encountered: MDST table entry with page aligned is greater than 32GB.

**Response:**

The FRU callouts are calculated at the time of the failure. See the error log for the actual replacement strategy.

---

**BC57120C****Explanation:**

During processor/memory subsystem initialization, an error was encountered: MDDT table entry with page aligned is greater than 32GB.

**Response:**

The FRU callouts are calculated at the time of the failure. See the error log for the actual replacement strategy.

---

**BC571301****Explanation:**

During processor/memory subsystem initialization, an error was encountered: Unexpected data from LPC-UART interface.

**Response:**

The FRU callouts are calculated at the time of the failure. See the error log for the actual replacement strategy.

---

**BC571302****Explanation:**

During processor/memory subsystem initialization, an error was encountered: Timeout from LPC-UART interface.

**Response:**

The FRU callouts are calculated at the time of the failure. See the error log for the actual replacement strategy.

---

**BC571401****Explanation:**

During processor/memory subsystem initialization, an error was encountered: A maint command HW timed out.

**Response:**

The FRU callouts are calculated at the time of the failure. See the error log for the actual replacement strategy.

---

**BC571402****Explanation:**

During processor/memory subsystem initialization, an error was encountered: A maint command SW timed out.

**Response:**

The FRU callouts are calculated at the time of the failure. See the error log for the actual replacement strategy.

---

**BC571403****Explanation:**

Task handling mainstore init crashed.

**Response:**

The FRU callouts are calculated at the time of the failure. See the error log for the actual replacement strategy.

---

**BC571602****Explanation:**

A problem occurred during the IPL of the system.

**Response:**

The FRU callouts are calculated at the time of the failure. See the error log for the actual replacement strategy.

---

**BC571603****Explanation:**

During processor/memory subsystem initialization, an error was encountered: End of file reached.

**Response:**

The FRU callouts are calculated at the time of the failure. See the error log for the actual replacement strategy.

---

**BC571604****Explanation:**

During processor/memory subsystem initialization, an error was encountered: Unable to load LID via host interface.

**Response:**

The FRU callouts are calculated at the time of the failure. See the error log for the actual replacement strategy.

---

**BC571605**

**Explanation:**

During processor/memory subsystem initialization, an error was encountered: DMA message contains data for wrong LID.

**Response:**

The FRU callouts are calculated at the time of the failure. See the error log for the actual replacement strategy.

---

**BC571606**

**Explanation:**

During processor/memory subsystem initialization, an error was encountered: Insufficient space provided for LID by calling function.

**Response:**

The FRU callouts are calculated at the time of the failure. See the error log for the actual replacement strategy.

---

**BC571607**

**Explanation:**

During processor/memory subsystem initialization, an error was encountered: Invalid Message type received from service processor when transferring LID pages.

**Response:**

The FRU callouts are calculated at the time of the failure. See the error log for the actual replacement strategy.

---

**BC571608**

**Explanation:**

During processor/memory subsystem initialization, an error was encountered: Insufficient space provided for LID by calling function.

**Response:**

The FRU callouts are calculated at the time of the failure. See the error log for the actual replacement strategy.

---

**BC571609**

**Explanation:**

During processor/memory subsystem initialization, an error was encountered: Unable to unload LID via host interface.

**Response:**

The FRU callouts are calculated at the time of the failure. See the error log for the actual replacement strategy.

---

**BC57160A**

**Explanation:**

During processor/memory subsystem initialization, an error was encountered: Unable to find Lid.

**Response:**

The FRU callouts are calculated at the time of the failure. See the error log for the actual replacement strategy.

---

**BC57160B**

**Explanation:**

Firmware error during boot.

**Response:**

The FRU callouts are calculated at the time of the failure. See the error log for the actual replacement strategy.

---

**BC57160C**

**Explanation:**

A problem occurred during the IPL of the system.

**Response:**

The FRU callouts are calculated at the time of the failure. See the error log for the actual replacement strategy.

---

**BC57160D**

**Explanation:**

A problem occurred during the IPL of the system.

**Response:**

The FRU callouts are calculated at the time of the failure. See the error log for the actual replacement strategy.

---

**BC57160E**

**Explanation:**

A problem occurred during the IPL of the system.

**Response:**

The FRU callouts are calculated at the time of the failure. See the error log for the actual replacement strategy.

---

**BC57160F**

**Explanation:**

A problem occurred during the IPL of the system.

**Response:**

The FRU callouts are calculated at the time of the failure. See the error log for the actual replacement strategy.

---

**BC571610**

**Explanation:**

A problem occurred during the IPL of the system.

**Response:**

The FRU callouts are calculated at the time of the failure. See the error log for the actual replacement strategy.

---

**BC571611**

**Explanation:**

A problem occurred during the IPL of the system.

**Response:**

The FRU callouts are calculated at the time of the failure. See the error log for the actual replacement strategy.

---

**BC571612**

**Explanation:**

A problem occurred during the IPL of the system.

**Response:**

The FRU callouts are calculated at the time of the failure. See the error log for the actual replacement strategy.

---

**BC571613**

**Explanation:**

A problem occurred during the IPL of the system.

**Response:**

The FRU callouts are calculated at the time of the failure. See the error log for the actual replacement strategy.

---

**BC571615**

**Explanation:**

A problem occurred during the IPL of the system.

**Response:**

The FRU callouts are calculated at the time of the failure. See the error log for the actual replacement strategy.

---

**BC571616**

**Explanation:**

Firmware Error.

**Response:**

The FRU callouts are calculated at the time of the failure. See the error log for the actual replacement strategy.

---

**BC571617**

**Explanation:**

Firmware Error.

**Response:**

The FRU callouts are calculated at the time of the failure. See the error log for the actual replacement strategy.

---

**BC571618**

**Explanation:**

Firmware Error.

**Response:**

The FRU callouts are calculated at the time of the failure. See the error log for the actual replacement strategy.

---

**BC57161A**

**Explanation:**

Firmware Error.

**Response:**

The FRU callouts are calculated at the time of the failure. See the error log for the actual replacement strategy.

---

**BC57161B**

**Explanation:**

Firmware Error.

**Response:**

The FRU callouts are calculated at the time of the failure. See the error log for the actual replacement strategy.

---

**BC57161C**

**Explanation:**

Firmware encountered an internal error.

**Response:**

The FRU callouts are calculated at the time of the failure. See the error log for the actual replacement strategy.

---

**BC57161D**

**Explanation:**

Firmware load error.

**Response:**

The FRU callouts are calculated at the time of the failure. See the error log for the actual replacement strategy.

---

**BC571700**

**Explanation:**

During processor/memory subsystem initialization, an error was encountered: Request given to load payload into mirrored memory, but no mirrored memory exists at that location.

**Response:**

The FRU callouts are calculated at the time of the failure. See the error log for the actual replacement strategy.

---

**BC571701**

**Explanation:**

During processor/memory subsystem initialization, an error was encountered: Failure extending memory to after exiting cache contained mode.



**Response:**

The FRU callouts are calculated at the time of the failure. See the error log for the actual replacement strategy.

---

**BC571702****Explanation:**

A problem occurred during the IPL of the system.

**Response:**

The FRU callouts are calculated at the time of the failure. Examine the error log for the actual replacement strategy.

---

**BC571703****Explanation:**

During processor/memory subsystem initialization, an error was encountered: IStep failed, see other log(s) with the same PLID for reason.

**Response:**

The FRU callouts are calculated at the time of the failure. See the error log for the actual replacement strategy.

---

**BC571704****Explanation:**

A problem occurred during the IPL of the system.

**Response:**

The FRU callouts are calculated at the time of the failure. See the error log for the actual replacement strategy.

---

**BC571705****Explanation:**

A problem occurred during the IPL of the system.

**Response:**

The FRU callouts are calculated at the time of the failure. See the error log for the actual replacement strategy.

---

**BC571706****Explanation:**

During processor/memory subsystem initialization, an error was encountered: cpu\_master\_winkle returned an error.

**Response:**

The FRU callouts are calculated at the time of the failure. See the error log for the actual replacement strategy.

---

**BC571707****Explanation:**

A problem occurred during the IPL of the system.

**Response:**

The FRU callouts are calculated at the time of the failure. See the error log for the actual replacement strategy.

---

**BC571708****Explanation:**

A problem occurred during the IPL of the system.

**Response:**

The FRU callouts are calculated at the time of the failure. Examine the error log for the actual replacement strategy.

---

**BC571709****Explanation:**

During processor/memory subsystem initialization, an error was encountered: Call to getParentAffinityTarget requesting the number of EX chips with parent affinity to a core, returned an incorrect vector size, the expected size is 1.

**Response:**

The FRU callouts are calculated at the time of the failure. See the error log for the actual replacement strategy.

---

**BC57170A****Explanation:**

A problem occurred during the IPL of the system.

**Response:**

The FRU callouts are calculated at the time of the failure. See the error log for the actual replacement strategy.

---

**BC57170B****Explanation:**

A problem isolated to firmware or firmware customization occurred during the IPL of the system.

**Response:**

The FRU callouts are calculated at the time of the failure. See the error log for the actual replacement strategy.

---

**BC57170C****Explanation:**

A problem occurred during the IPL of the system.

**Response:**

The FRU callouts are calculated at the time of the failure. See the error log for the actual replacement strategy.

---

**BC57170D****Explanation:**

A problem isolated to firmware or firmware customization occurred during the IPL of the system.

**Response:**

The FRU callouts are calculated at the time of the failure. See the error log for the actual replacement strategy.

---

**BC57170E****Explanation:**

A problem isolated to firmware or firmware customization occurred during the IPL of the system.

**Response:**

The FRU callouts are calculated at the time of the failure. See the error log for the actual replacement strategy.

---

**BC571711****Explanation:**

Platform generated error. See User Data.

**Response:**

The FRU callouts are calculated at the time of the failure. See the error log for the actual replacement strategy.

---

**BC571712****Explanation:**

Platform generated error.

**Response:**

The FRU callouts are calculated at the time of the failure. See the error log for the actual replacement strategy.

---

**BC571713****Explanation:**

Platform generated error. See User Data.

**Response:**

The FRU callouts are calculated at the time of the failure. See the error log for the actual replacement strategy.

---

**BC571714****Explanation:**

A problem occurred during the IPL of the system.

**Response:**

The FRU callouts are calculated at the time of the failure. See the error log for the actual replacement strategy.

---

**BC571715****Explanation:**

A problem occurred during the IPL of the system.

**Response:**

The FRU callouts are calculated at the time of the failure. See the error log for the actual replacement strategy.

---

**BC571716****Explanation:**

A problem occurred during the IPL of the system.

**Response:**

The FRU callouts are calculated at the time of the failure. See the error log for the actual replacement strategy.

---

**BC57171A****Explanation:**

A problem occurred during the IPL of the system.

**Response:**

The FRU callouts are calculated at the time of the failure. See the error log for the actual replacement strategy.

---

**BC57171B****Explanation:**

A problem occurred during the IPL of the system.

**Response:**

The FRU callouts are calculated at the time of the failure. See the error log for the actual replacement strategy.

---

**BC57171C****Explanation:**

A problem occurred during the IPL of the system.

**Response:**

The FRU callouts are calculated at the time of the failure. See the error log for the actual replacement strategy.

---

**BC57171D****Explanation:**

Platform security problem detected.

**Response:**

The FRU callouts are calculated at the time of the failure. See the error log for the actual replacement strategy.

---

**BC57171E****Explanation:**

During processor/memory subsystem initialization, an error was encountered: There is no functional memory.

**Response:**

The FRU callouts are calculated at the time of the failure. See the error log for the actual replacement strategy.

---

**BC57171F****Explanation:**

A problem occurred during the IPL of the system.

**Response:**

The FRU callouts are calculated at the time of the failure. See the error log for the actual replacement strategy.

---

**BC571720****Explanation:**

A problem occurred during the IPL of the system.

**Response:**

The FRU callouts are calculated at the time of the failure. See the error log for the actual replacement strategy.

---

**BC571721****Explanation:**

Platform security problem detected.

**Response:**

The FRU callouts are calculated at the time of the failure. See the error log for the actual replacement strategy.

---

**BC571722****Explanation:**

Platform security problem detected.

**Response:**

The FRU callouts are calculated at the time of the failure. See the error log for the actual replacement strategy.

---

**BC571723****Explanation:**

Platform security problem detected.

**Response:**

The FRU callouts are calculated at the time of the failure. See the error log for the actual replacement strategy.

---

**BC571724****Explanation:**

Platform security problem detected.

**Response:**

The FRU callouts are calculated at the time of the failure. See the error log for the actual replacement strategy.

---

**BC571725****Explanation:**

Platform security problem detected.

**Response:**

The FRU callouts are calculated at the time of the failure. See the error log for the actual replacement strategy.

---

**BC571726****Explanation:**

Platform security problem detected.

**Response:**

The FRU callouts are calculated at the time of the failure. See the error log for the actual replacement strategy.

---

**BC571727****Explanation:**

Platform security problem detected.

**Response:**

The FRU callouts are calculated at the time of the failure. See the error log for the actual replacement strategy.

---

**BC571728****Explanation:**

Platform security problem detected.

**Response:**

The FRU callouts are calculated at the time of the failure. See the error log for the actual replacement strategy.

---

**BC571729****Explanation:**

Host firmware did not find enough hardware to continue the boot.

**Response:**

The FRU callouts are calculated at the time of the failure. See the error log for the actual replacement strategy.

---

**BC571732****Explanation:**

Illegal action during boot.

**Response:**

The FRU callouts are calculated at the time of the failure. See the error log for the actual replacement strategy.

---

**BC571735****Explanation:**

A problem occurred during the IPL of the system.

**Response:**

The FRU callouts are calculated at the time of the failure. See the error log for the actual replacement strategy.

---

**BC571736****Explanation:**

A problem occurred during the IPL of the system.

**Response:**

The FRU callouts are calculated at the time of the failure. See the error log for the actual replacement strategy.

---

**BC571737****Explanation:**

A problem occurred during the IPL of the system.

**Response:**

The FRU callouts are calculated at the time of the failure. See the error log for the actual replacement strategy.

---

**BC571738**

**Explanation:**

Processor Error.

**Response:**

The FRU callouts are calculated at the time of the failure. See the error log for the actual replacement strategy.

---

**BC571739**

**Explanation:**

A problem occurred during the IPL of the system and the system will reboot.

**Response:**

The FRU callouts are calculated at the time of the failure. See the error log for the actual replacement strategy.

---

**BC57173A**

**Explanation:**

A problem occurred during the IPL of the system.

**Response:**

The FRU callouts are calculated at the time of the failure. See the error log for the actual replacement strategy.

---

**BC571740**

**Explanation:**

During processor/memory subsystem initialization, an error was encountered: messages from other nodes have not returned in time.

**Response:**

The FRU callouts are calculated at the time of the failure. See the error log for the actual replacement strategy.

---

**BC571741**

**Explanation:**

During processor/memory subsystem initialization, an error was encountered: Freq attribute DATA timer thread failed.

**Response:**

The FRU callouts are calculated at the time of the failure. See the error log for the actual replacement strategy.

---

**BC571742**

**Explanation:**

Incompatible processor modules installed between drawers.

**Response:**

The FRU callouts are calculated at the time of the failure. See the error log for the actual replacement strategy.

---

**BC571743**

**Explanation:**

Incompatible processor modules installed between drawers.

**Response:**

The FRU callouts are calculated at the time of the failure. See the error log for the actual replacement strategy.

---

**BC571744**

**Explanation:**

Incompatible processor modules installed between drawers.

**Response:**

The FRU callouts are calculated at the time of the failure. See the error log for the actual replacement strategy.

---

**BC571745**

**Explanation:**

Incompatible processor modules installed between drawers.

**Response:**

The FRU callouts are calculated at the time of the failure. See the error log for the actual replacement strategy.

---

**BC571746**

**Explanation:**

Incompatible processor modules installed between drawers.

**Response:**

The FRU callouts are calculated at the time of the failure. See the error log for the actual replacement strategy.

---

**BC571747**

**Explanation:**

Host firmware did not find valid hardware to continue the boot.

**Response:**

The FRU callouts are calculated at the time of the failure. See the error log for the actual replacement strategy.

---

**BC571748**

**Explanation:**

Platform security problem detected.

**Response:**

The FRU callouts are calculated at the time of the failure. See the error log for the actual replacement strategy.

---

**BC571749****Explanation:**

Platform security problem detected.

**Response:**

The FRU callouts are calculated at the time of the failure. See the error log for the actual replacement strategy.

---

**BC57174A****Explanation:**

There was an error training the SMP cables.

**Response:**

The FRU callouts are calculated at the time of the failure. See the error log for the actual replacement strategy.

---

**BC57174C****Explanation:**

A problem isolated to firmware or firmware customization occurred during the IPL of the system.

**Response:**

The FRU callouts are calculated at the time of the failure. See the error log for the actual replacement strategy.

---

**BC57174D****Explanation:**

PNOR-IPMI not enabled, BMC firmware needs to be updated.

**Response:**

The FRU callouts are calculated at the time of the failure. See the error log for the actual replacement strategy.

---

**BC57174E****Explanation:**

During processor/memory subsystem initialization, an error was encountered: Kernel returned error when trying to activate core.

**Response:**

The FRU callouts are calculated at the time of the failure. See the error log for the actual replacement strategy.

---

**BC57174F****Explanation:**

Unexpected IPL firmware data load error.

**Response:**

The FRU callouts are calculated at the time of the failure. See the error log for the actual replacement strategy.

---

**BC571750****Explanation:**

Platform security problem detected.

**Response:**

The FRU callouts are calculated at the time of the failure. See the error log for the actual replacement strategy.

---

**BC571752****Explanation:**

Platform security problem detected.

**Response:**

The FRU callouts are calculated at the time of the failure. See the error log for the actual replacement strategy.

---

**BC571803****Explanation:**

Task analyzing HW errors has failed.

**Response:**

The FRU callouts are calculated at the time of the failure. See the error log for the actual replacement strategy.

---

**BC571804****Explanation:**

Task analyzing HW errors has failed.

**Response:**

The FRU callouts are calculated at the time of the failure. See the error log for the actual replacement strategy.

---

**BC571901****Explanation:**

A problem occurred during the IPL of the system.

**Response:**

The FRU callouts are calculated at the time of the failure. See the error log for the actual replacement strategy.

---

**BC571902****Explanation:**

A problem occurred during the IPL of the system.

**Response:**

The FRU callouts are calculated at the time of the failure. See the error log for the actual replacement strategy.

---

**BC571903****Explanation:**

A problem occurred during the IPL of the system.

**Response:**

The FRU callouts are calculated at the time of the failure. See the error log for the actual replacement strategy.

---

**BC571904****Explanation:**

A problem occurred during the IPL of the system.

**Response:**

The FRU callouts are calculated at the time of the failure. See the error log for the actual replacement strategy.

---

**BC57190C****Explanation:**

A problem occurred during the IPL of the system.

**Response:**

The FRU callouts are calculated at the time of the failure. See the error log for the actual replacement strategy.

---

**BC571A01****Explanation:**

During processor/memory subsystem initialization, an error was encountered.

**Response:**

The FRU callouts are calculated at the time of the failure. Examine the error log for the actual replacement strategy.

---

**BC571A02****Explanation:**

During processor/memory subsystem initialization, an error was encountered: HDAT Header data not as expected.

**Response:**

The FRU callouts are calculated at the time of the failure. See the error log for the actual replacement strategy.

---

**BC571A03****Explanation:**

During processor/memory subsystem initialization, an error was encountered: Tuple is unallocated.

**Response:**

The FRU callouts are calculated at the time of the failure. See the error log for the actual replacement strategy.

---

**BC571A04****Explanation:**

During processor/memory subsystem initialization, an error was encountered: Section is not valid in standalone mode.

**Response:**

The FRU callouts are calculated at the time of the failure. See the error log for the actual replacement strategy.

---

**BC571A05****Explanation:**

During processor/memory subsystem initialization, an error was encountered: Error mapping in memory.

**Response:**

The FRU callouts are calculated at the time of the failure. See the error log for the actual replacement strategy.

---

**BC571A08****Explanation:**

During processor/memory subsystem initialization, an error was encountered: There is no host data for specified kind of payload.

**Response:**

The FRU callouts are calculated at the time of the failure. See the error log for the actual replacement strategy.

---

**BC571A09****Explanation:**

During processor/memory subsystem initialization, an error was encountered.

**Response:**

The FRU callouts are calculated at the time of the failure. Examine the error log for the actual replacement strategy.

---

**BC571A0A****Explanation:**

During processor/memory subsystem initialization, an error was encountered: NACA data doesn't seem right.

**Response:**

The FRU callouts are calculated at the time of the failure. See the error log for the actual replacement strategy.

---

**BC571A0B****Explanation:**

During processor/memory subsystem initialization, an error was encountered: HDAT data block falls outside valid range.

**Response:**

The FRU callouts are calculated at the time of the failure. See the error log for the actual replacement strategy.

---

**BC571A0C****Explanation:**

During processor/memory subsystem initialization, an error was encountered: Unknown section requested.

**Response:**

The FRU callouts are calculated at the time of the failure. See the error log for the actual replacement strategy.

---

**BC571A0E****Explanation:**

During processor/memory subsystem initialization, an error was encountered.

**Response:**

The FRU callouts are calculated at the time of the failure. Examine the error log for the actual replacement strategy.

---

**BC571A0F****Explanation:**

During processor/memory subsystem initialization, an error was encountered.

**Response:**

The FRU callouts are calculated at the time of the failure. Examine the error log for the actual replacement strategy.

---

**BC571A10****Explanation:**

During processor/memory subsystem initialization, an error was encountered.

**Response:**

The FRU callouts are calculated at the time of the failure. Examine the error log for the actual replacement strategy.

---

**BC571A11****Explanation:**

During processor/memory subsystem initialization, an error was encountered.

**Response:**

The FRU callouts are calculated at the time of the failure. Examine the error log for the actual replacement strategy.

---

**BC571A12****Explanation:**

During processor/memory subsystem initialization, an error was encountered.

**Response:**

The FRU callouts are calculated at the time of the failure. Examine the error log for the actual replacement strategy.

---

**BC571A14****Explanation:**

During processor/memory subsystem initialization, an error was encountered.

**Response:**

The FRU callouts are calculated at the time of the failure. Examine the error log for the actual replacement strategy.

---

**BC571A15****Explanation:**

During processor/memory subsystem initialization, an error was encountered.

**Response:**

The FRU callouts are calculated at the time of the failure. Examine the error log for the actual replacement strategy.

---

**BC571A16****Explanation:**

During processor/memory subsystem initialization, an error was encountered: Could not find a valid SPIRA of any type.

**Response:**

The FRU callouts are calculated at the time of the failure. See the error log for the actual replacement strategy.

---

**BC571A18****Explanation:**

During processor/memory subsystem initialization, an error was encountered.

**Response:**

The FRU callouts are calculated at the time of the failure. Examine the error log for the actual replacement strategy.

---

**BC571A19****Explanation:**

During processor/memory subsystem initialization, an error was encountered: No associated DMI targeting target(s) found for given MEMBUF targeting target.

**Response:**

The FRU callouts are calculated at the time of the failure. See the error log for the actual replacement strategy.

---

**BC571A1A****Explanation:**

During processor/memory subsystem initialization, an error was encountered: The targeting type of the input targeting target is not supported by runtime code.

**Response:**

The FRU callouts are calculated at the time of the failure. See the error log for the actual replacement strategy.

---

**BC571A1B****Explanation:**

During processor/memory subsystem initialization, an error was encountered: No processor targeting target was found for the given targeting target.

**Response:**

The FRU callouts are calculated at the time of the failure. See the error log for the actual replacement strategy.

---

**BC571A1C**

**Explanation:**

Kernel failed to unmap memory.

**Response:**

The FRU callouts are calculated at the time of the failure. See the error log for the actual replacement strategy.

---

**BC571A1D**

**Explanation:**

During processor/memory subsystem initialization, an error was encountered: PM load complex unknown mode.

**Response:**

The FRU callouts are calculated at the time of the failure. See the error log for the actual replacement strategy.

---

**BC571A1E**

**Explanation:**

During processor/memory subsystem initialization, an error was encountered: HCODE scom update runtime interface not linked.

**Response:**

The FRU callouts are calculated at the time of the failure. See the error log for the actual replacement strategy.

---

**BC571A1F**

**Explanation:**

During processor/memory subsystem initialization, an error was encountered: HCODE SCOM update error.

**Response:**

The FRU callouts are calculated at the time of the failure. See the error log for the actual replacement strategy.

---

**BC571A20**

**Explanation:**

Firmware error during boot.

**Response:**

The FRU callouts are calculated at the time of the failure. See the error log for the actual replacement strategy.

---

**BC571A21**

**Explanation:**

Platform security problem detected.

**Response:**

The FRU callouts are calculated at the time of the failure. See the error log for the actual replacement strategy.

---

**BC571A22**

**Explanation:**

Platform security problem detected.

**Response:**

The FRU callouts are calculated at the time of the failure. See the error log for the actual replacement strategy.

---

**BC571A23**

**Explanation:**

Unexpected boot firmware error.

**Response:**

The FRU callouts are calculated at the time of the failure. See the error log for the actual replacement strategy.

---

**BC571A24**

**Explanation:**

Platform security problem detected.

**Response:**

The FRU callouts are calculated at the time of the failure. See the error log for the actual replacement strategy.

---

**BC571A25**

**Explanation:**

Platform security problem detected.

**Response:**

The FRU callouts are calculated at the time of the failure. See the error log for the actual replacement strategy.

---

**BC571A26**

**Explanation:**

Unexpected boot firmware error.

**Response:**

The FRU callouts are calculated at the time of the failure. See the error log for the actual replacement strategy.

---

**BC571A27**

**Explanation:**

During processor/memory subsystem initialization, an error was encountered: Unable to fill in HB data memory.

**Response:**



The FRU callouts are calculated at the time of the failure. See the error log for the actual replacement strategy.

---

**BC571A28****Explanation:**

Internal system error occurred.

**Response:**

The FRU callouts are calculated at the time of the failure. See the error log for the actual replacement strategy.

---

**BC571A29****Explanation:**

Internal system error occurred.

**Response:**

The FRU callouts are calculated at the time of the failure. See the error log for the actual replacement strategy.

---

**BC571A2A****Explanation:**

Platform security problem detected.

**Response:**

The FRU callouts are calculated at the time of the failure. See the error log for the actual replacement strategy.

---

**BC571A2B****Explanation:**

Platform security problem detected.

**Response:**

The FRU callouts are calculated at the time of the failure. See the error log for the actual replacement strategy.

---

**BC571A2C****Explanation:**

Platform security problem detected.

**Response:**

The FRU callouts are calculated at the time of the failure. See the error log for the actual replacement strategy.

---

**BC571A2D****Explanation:**

Platform security problem detected.

**Response:**

The FRU callouts are calculated at the time of the failure. See the error log for the actual replacement strategy.

---

**BC571A2E****Explanation:**

Platform security problem detected.

**Response:**

The FRU callouts are calculated at the time of the failure. See the error log for the actual replacement strategy.

---

**BC571A2F****Explanation:**

Platform security problem detected.

**Response:**

The FRU callouts are calculated at the time of the failure. See the error log for the actual replacement strategy.

---

**BC571A30****Explanation:**

Platform security problem detected.

**Response:**

The FRU callouts are calculated at the time of the failure. See the error log for the actual replacement strategy.

---

**BC571A31****Explanation:**

Platform security problem detected.

**Response:**

The FRU callouts are calculated at the time of the failure. See the error log for the actual replacement strategy.

---

**BC571A32****Explanation:**

During processor/memory subsystem initialization, an error was encountered: Error with Firmware Notify request.

**Response:**

The FRU callouts are calculated at the time of the failure. See the error log for the actual replacement strategy.

---

**BC571A34****Explanation:**

During processor/memory subsystem initialization, an error was encountered: SBE error recovery attempt failed.

**Response:**

The FRU callouts are calculated at the time of the failure. See the error log for the actual replacement strategy.

---

**BC571A35****Explanation:**

During processor/memory subsystem initialization, an error was encountered: SBE error recovery attempt failed.

**Response:**

The FRU callouts are calculated at the time of the failure. See the error log for the actual replacement strategy.

---

**BC571A37****Explanation:**

During processor/memory subsystem initialization, an error was encountered: The Firmware Request call failed.

**Response:**

The FRU callouts are calculated at the time of the failure. See the error log for the actual replacement strategy.

---

**BC571A38****Explanation:**

During processor/memory subsystem initialization, an error was encountered: The Firmware Request call failed.

**Response:**

The FRU callouts are calculated at the time of the failure. See the error log for the actual replacement strategy.

---

**BC571A39****Explanation:**

During processor/memory subsystem initialization, an error was encountered: The Firmware Request call failed.

**Response:**

The FRU callouts are calculated at the time of the failure. See the error log for the actual replacement strategy.

---

**BC571A3A****Explanation:**

Firmware encountered an internal error.

**Response:**

The FRU callouts are calculated at the time of the failure. See the error log for the actual replacement strategy.

---

**BC571A3B****Explanation:**

Firmware encountered an internal error.

**Response:**

The FRU callouts are calculated at the time of the failure. See the error log for the actual replacement strategy.

---

**BC571A3C****Explanation:**

During processor/memory subsystem initialization, an error was encountered: Attribute failed to update on HBRT side.

**Response:**

The FRU callouts are calculated at the time of the failure. See the error log for the actual replacement strategy.

---

**BC571A3D****Explanation:**

Hostboot attempted to reserve memory outside of allowed range.

**Response:**

The FRU callouts are calculated at the time of the failure. See the error log for the actual replacement strategy.

---

**BC571A3E****Explanation:**

During processor/memory subsystem initialization, an error was encountered: messages from other nodes have not returned in time.

**Response:**

The FRU callouts are calculated at the time of the failure. See the error log for the actual replacement strategy.

---

**BC571A3F****Explanation:**

During processor/memory subsystem initialization, an error was encountered: sendSBESystemConfig timer thread failed.

**Response:**

The FRU callouts are calculated at the time of the failure. See the error log for the actual replacement strategy.

---

**BC571A40****Explanation:**

Informational log containing historic data.

**Response:**

The FRU callouts are calculated at the time of the failure. See the error log for the actual replacement strategy.

---

**BC571A42****Explanation:**

Failure in the security subsystem.

**Response:**

The FRU callouts are calculated at the time of the failure. See the error log for the actual replacement strategy.

---

**BC571A43****Explanation:**

Failure in the security subsystem.

**Response:**

The FRU callouts are calculated at the time of the failure. See the error log for the actual replacement strategy.

---

**BC571A44****Explanation:**

Firmware error initializing system data structures during boot.

**Response:**

The FRU callouts are calculated at the time of the failure. See the error log for the actual replacement strategy.

---

**BC571B01****Explanation:**

Boot firmware has crashed with an internal error.

**Response:**

The FRU callouts are calculated at the time of the failure. See the error log for the actual replacement strategy.

---

**BC571B02****Explanation:**

Boot firmware has crashed with an internal error.

**Response:**

The FRU callouts are calculated at the time of the failure. See the error log for the actual replacement strategy.

---

**BC571B03****Explanation:**

Boot firmware has crashed with an internal error.

**Response:**

The FRU callouts are calculated at the time of the failure. See the error log for the actual replacement strategy.

---

**BC571C01****Explanation:**

During processor/memory subsystem initialization, an error was encountered.

**Response:**

The FRU callouts are calculated at the time of the failure. Examine the error log for the actual replacement strategy.

---

**BC571C02****Explanation:**

During processor/memory subsystem initialization, an error was encountered.

**Response:**

The FRU callouts are calculated at the time of the failure. Examine the error log for the actual replacement strategy.

---

**BC571C03****Explanation:**

During processor/memory subsystem initialization, an error was encountered: System configuration does not have a Parent DMI for the current centaur.

**Response:**

The FRU callouts are calculated at the time of the failure. See the error log for the actual replacement strategy.

---

**BC571C05****Explanation:**

During processor/memory subsystem initialization, an error was encountered: SUE Encountered when collecting IBSCOM Error Data.

**Response:**

The FRU callouts are calculated at the time of the failure. See the error log for the actual replacement strategy.

---

**BC571C06****Explanation:**

During processor/memory subsystem initialization, an error was encountered: Bus failure when attempting to perform IBSCOM operation. IBSCOM disabled.

**Response:**

The FRU callouts are calculated at the time of the failure. See the error log for the actual replacement strategy.

---

**BC571C07****Explanation:**

During processor/memory subsystem initialization, an error was encountered.

**Response:**

The FRU callouts are calculated at the time of the failure. Examine the error log for the actual replacement strategy.

---

**BC571C08****Explanation:**

During processor/memory subsystem initialization, an error was encountered: PIB error when attempting to perform IBSCOM operation.

**Response:**

The FRU callouts are calculated at the time of the failure. See the error log for the actual replacement strategy.

---

**BC571C09****Explanation:**

During processor/memory subsystem initialization, an error was encountered: Detected error doesn't match the address we failed on.

**Response:**

The FRU callouts are calculated at the time of the failure. See the error log for the actual replacement strategy.

---

**BC571C0A****Explanation:**

During processor/memory subsystem initialization, an error was encountered: Previous error disabled ibscom, so forcing a retry via FSI.

**Response:**

The FRU callouts are calculated at the time of the failure. See the error log for the actual replacement strategy.

---

**BC571D01****Explanation:**

A problem occurred during the IPL of the system.

**Response:**

The FRU callouts are calculated at the time of the failure. See the error log for the actual replacement strategy.

---

**BC571D03****Explanation:**

During processor/memory subsystem initialization, an error was encountered: The record enumeration did not have a corresponding string value.

**Response:**

The FRU callouts are calculated at the time of the failure. See the error log for the actual replacement strategy.

---

**BC571D04****Explanation:**

A problem occurred during the IPL of the system.

**Response:**

The FRU callouts are calculated at the time of the failure. See the error log for the actual replacement strategy.

---

**BC571D05****Explanation:**

During processor/memory subsystem initialization, an error was encountered: Record name does not match value expected for offset read.

**Response:**

The FRU callouts are calculated at the time of the failure. See the error log for the actual replacement strategy.

---

**BC571D06****Explanation:**

During processor/memory subsystem initialization, an error was encountered: Buffer for checking Presence Detect was not the correct size.

**Response:**

The FRU callouts are calculated at the time of the failure. See the error log for the actual replacement strategy.

---

**BC571D07****Explanation:**

During processor/memory subsystem initialization, an error was encountered: Invalid Basic Memory Type.

**Response:**

The FRU callouts are calculated at the time of the failure. See the error log for the actual replacement strategy.

---

**BC571D09****Explanation:**

A problem occurred during the IPL of the system.

**Response:**

The FRU callouts are calculated at the time of the failure. See the error log for the actual replacement strategy.

---

**BC571D0B****Explanation:**

A problem occurred during the IPL of the system.

**Response:**

The FRU callouts are calculated at the time of the failure. See the error log for the actual replacement strategy.

---

**BC571D0D****Explanation:**

A problem occurred during the IPL of the system.

**Response:**

The FRU callouts are calculated at the time of the failure. See the error log for the actual replacement strategy.

---

**BC571D0E****Explanation:**

A problem occurred during the IPL of the system.

**Response:**

The FRU callouts are calculated at the time of the failure. See the error log for the actual replacement strategy.

---

**BC571D0F****Explanation:**

A problem occurred during the IPL of the system.

**Response:**

The FRU callouts are calculated at the time of the failure. See the error log for the actual replacement strategy.

---

**BC571D10****Explanation:**

A problem occurred during the IPL of the system.

**Response:**

The FRU callouts are calculated at the time of the failure. See the error log for the actual replacement strategy.

---

**BC571D11****Explanation:**

A problem occurred during the IPL of the system.

**Response:**

The FRU callouts are calculated at the time of the failure. See the error log for the actual replacement strategy.

---

**BC571D13****Explanation:**

A problem occurred during the IPL of the system.

**Response:**

The FRU callouts are calculated at the time of the failure. Examine the error log for the actual replacement strategy.

---

**BC571D14****Explanation:**

A problem occurred during the IPL of the system.

**Response:**

The FRU callouts are calculated at the time of the failure. See the error log for the actual replacement strategy.

---

**BC571D15****Explanation:**

A problem occurred during the IPL of the system.

**Response:**

The FRU callouts are calculated at the time of the failure. See the error log for the actual replacement strategy.

---

**BC571D16****Explanation:**

During processor/memory subsystem initialization, an error was encountered: Requested VPD type is invalid or not supported at runtime.

**Response:**

The FRU callouts are calculated at the time of the failure. See the error log for the actual replacement strategy.

---

**BC571D18****Explanation:**

During processor/memory subsystem initialization, an error was encountered.

**Response:**

The FRU callouts are calculated at the time of the failure. Examine the error log for the actual replacement strategy.

---

**BC571D19****Explanation:**

During processor/memory subsystem initialization, an error was encountered.

**Response:**

The FRU callouts are calculated at the time of the failure. Examine the error log for the actual replacement strategy.

---

**BC571D1A****Explanation:**

During processor/memory subsystem initialization, an error was encountered: Hypervisor returned NULL address for VPD.

**Response:**

The FRU callouts are calculated at the time of the failure. See the error log for the actual replacement strategy.

---

**BC571D1B****Explanation:**

During processor/memory subsystem initialization, an error was encountered: Reserved size in memory insufficient for runtime VPD.

**Response:**

The FRU callouts are calculated at the time of the failure. See the error log for the actual replacement strategy.

---

**BC571D1C****Explanation:**

During processor/memory subsystem initialization, an error was encountered.

**Response:**

The FRU callouts are calculated at the time of the failure. Examine the error log for the actual replacement strategy.

---

**BC571D30****Explanation:**

During processor/memory subsystem initialization, an error was encountered: The VHDR was invalid.

**Response:**

The FRU callouts are calculated at the time of the failure. See the error log for the actual replacement strategy.

---

**BC571D31****Explanation:**

During processor/memory subsystem initialization, an error was encountered: Unable to resolve the VPD source (PNOR or SEEPROM).

**Response:**

The FRU callouts are calculated at the time of the failure. See the error log for the actual replacement strategy.

---

**BC571D32****Explanation:**

During processor/memory subsystem initialization, an error was encountered: writePNOR mm\_remove\_pages FLUSH failed.

**Response:**

The FRU callouts are calculated at the time of the failure. See the error log for the actual replacement strategy.

---

**BC571D33****Explanation:**

During processor/memory subsystem initialization, an error was encountered: Unexpected target type.

**Response:**

The FRU callouts are calculated at the time of the failure. See the error log for the actual replacement strategy.

---

**BC571D34****Explanation:**

During processor/memory subsystem initialization, an error was encountered: Unable to resolve the VPD destination (PNOR or SEEPROM).

**Response:**

The FRU callouts are calculated at the time of the failure. See the error log for the actual replacement strategy.

---

**BC571D35****Explanation:**

Fatal firmware boot error.

**Response:**

The FRU callouts are calculated at the time of the failure. See the error log for the actual replacement strategy.

---

**BC571D36****Explanation:**

During processor/memory subsystem initialization, an error was encountered: Invalid data length.

**Response:**

The FRU callouts are calculated at the time of the failure. See the error log for the actual replacement strategy.

---

**BC571D37****Explanation:**

During processor/memory subsystem initialization, an error was encountered: MBOX send not supported in HBRT.

**Response:**

The FRU callouts are calculated at the time of the failure. See the error log for the actual replacement strategy.

---

**BC571D3B****Explanation:**

During processor/memory subsystem initialization, an error was encountered: Node for VPD is too large.

**Response:**

The FRU callouts are calculated at the time of the failure. See the error log for the actual replacement strategy.

---

**BC571D3C****Explanation:**

Firmware error writing VPD.

**Response:**

The FRU callouts are calculated at the time of the failure. See the error log for the actual replacement strategy.

---

**BC571D3D****Explanation:**

Runtime vital product data update failure.

**Response:**

The FRU callouts are calculated at the time of the failure. See the error log for the actual replacement strategy.

---

**BC571D3E****Explanation:**

Firmware configuration error.

**Response:**

The FRU callouts are calculated at the time of the failure. See the error log for the actual replacement strategy.

---

**BC571D3F****Explanation:**

Firmware error during boot.

**Response:**

The FRU callouts are calculated at the time of the failure. See the error log for the actual replacement strategy.

---

**BC571E01****Explanation:**

During processor/memory subsystem initialization, an error was encountered.

**Response:**

The FRU callouts are calculated at the time of the failure. Examine the error log for the actual replacement strategy.

---

**BC571E02****Explanation:**

During processor/memory subsystem initialization, an error was encountered.

**Response:**

The FRU callouts are calculated at the time of the failure. Examine the error log for the actual replacement strategy.

---

**BC571E03****Explanation:**

A problem occurred during the IPL of the system.

**Response:**

The FRU callouts are calculated at the time of the failure. Examine the error log for the actual replacement strategy.

---

**BC571E05****Explanation:**

A problem occurred during the IPL of the system.

**Response:**

The FRU callouts are calculated at the time of the failure. See the error log for the actual replacement strategy.

---

**BC571E06****Explanation:**

A problem occurred during the IPL of the system.

**Response:**

The FRU callouts are calculated at the time of the failure. Examine the error log for the actual replacement strategy.

---

**BC571E07****Explanation:**

Secure Boot firmware validation failed.

**Response:**

The FRU callouts are calculated at the time of the failure. See the error log for the actual replacement strategy.

---

**BC571E09****Explanation:**

Unexpected internal firmware error.

**Response:**

The FRU callouts are calculated at the time of the failure. See the error log for the actual replacement strategy.

---

**BC571E0B****Explanation:**

Security failure occurred during the IPL of the system.

**Response:**

The FRU callouts are calculated at the time of the failure. See the error log for the actual replacement strategy.

---

**BC571E0C****Explanation:**

Boot firmware integrity issue; Reinstall boot firmware.

**Response:**

The FRU callouts are calculated at the time of the failure. See the error log for the actual replacement strategy.

---

**BC571E0D****Explanation:**

Firmware Error.

**Response:**

The FRU callouts are calculated at the time of the failure. See the error log for the actual replacement strategy.

---

**BC571E0E****Explanation:**

Platform security problem detected.

**Response:**

The FRU callouts are calculated at the time of the failure. See the error log for the actual replacement strategy.

---

**BC571E0F****Explanation:**

Firmware Error.

**Response:**

The FRU callouts are calculated at the time of the failure. See the error log for the actual replacement strategy.

---

**BC571E10****Explanation:**

Firmware Error.

**Response:**

The FRU callouts are calculated at the time of the failure. See the error log for the actual replacement strategy.

---

**BC571E11****Explanation:**

Firmware Error.

**Response:**

The FRU callouts are calculated at the time of the failure. See the error log for the actual replacement strategy.

---

**BC571E12**

**Explanation:**

Firmware Error.

**Response:**

The FRU callouts are calculated at the time of the failure. See the error log for the actual replacement strategy.

---

**BC571E13**

**Explanation:**

Boot firmware integrity issue; Reinstall boot firmware.

**Response:**

The FRU callouts are calculated at the time of the failure. See the error log for the actual replacement strategy.

---

**BC571E14**

**Explanation:**

Secure Boot failure.

**Response:**

The FRU callouts are calculated at the time of the failure. See the error log for the actual replacement strategy.

---

**BC571E15**

**Explanation:**

Planar jumper configuration.

**Response:**

The FRU callouts are calculated at the time of the failure. See the error log for the actual replacement strategy.

---

**BC571E16**

**Explanation:**

A problem occurred during the IPL of the system.

**Response:**

The FRU callouts are calculated at the time of the failure. See the error log for the actual replacement strategy.

---

**BC571E17**

**Explanation:**

Could not allocate any requested SMF memory.

**Response:**

The FRU callouts are calculated at the time of the failure. See the error log for the actual replacement strategy.

---

**BC571E18**

**Explanation:**

SMF secure memory allocation request altered to satisfy memory allocation rules.

**Response:**

The FRU callouts are calculated at the time of the failure. See the error log for the actual replacement strategy.

---

**BC571E20**

**Explanation:**

Secure Boot failure.

**Response:**

The FRU callouts are calculated at the time of the failure. See the error log for the actual replacement strategy.

---

**BC571E21**

**Explanation:**

Secure Boot failure.

**Response:**

The FRU callouts are calculated at the time of the failure. See the error log for the actual replacement strategy.

---

**BC571E22**

**Explanation:**

Secure Boot failure.

**Response:**

The FRU callouts are calculated at the time of the failure. See the error log for the actual replacement strategy.

---

**BC571E23**

**Explanation:**

Secure Boot failure.

**Response:**

The FRU callouts are calculated at the time of the failure. See the error log for the actual replacement strategy.

---

**BC571E24**

**Explanation:**

Secure Boot failure.

**Response:**

The FRU callouts are calculated at the time of the failure. See the error log for the actual replacement strategy.

---

**BC571E25**

**Explanation:**

Secure Boot failure.

**Response:**



The FRU callouts are calculated at the time of the failure. See the error log for the actual replacement strategy.

---

**BC571E26****Explanation:**

Secure Boot failure.

**Response:**

The FRU callouts are calculated at the time of the failure. See the error log for the actual replacement strategy.

---

**BC571E27****Explanation:**

Secure Boot failure.

**Response:**

The FRU callouts are calculated at the time of the failure. See the error log for the actual replacement strategy.

---

**BC571E28****Explanation:**

Secure Boot failure.

**Response:**

The FRU callouts are calculated at the time of the failure. See the error log for the actual replacement strategy.

---

**BC571E29****Explanation:**

Secure Boot failure.

**Response:**

The FRU callouts are calculated at the time of the failure. See the error log for the actual replacement strategy.

---

**BC571E2A****Explanation:**

Secure Boot failure.

**Response:**

The FRU callouts are calculated at the time of the failure. See the error log for the actual replacement strategy.

---

**BC571E2B****Explanation:**

Secure Boot failure.

**Response:**

The FRU callouts are calculated at the time of the failure. See the error log for the actual replacement strategy.

---

**BC571E2D****Explanation:**

During processor/memory subsystem initialization, an error was encountered: Could not fetch primary TPM's Log.

**Response:**

The FRU callouts are calculated at the time of the failure. See the error log for the actual replacement strategy.

---

**BC571E30****Explanation:**

Trusted Boot failure.

**Response:**

The FRU callouts are calculated at the time of the failure. See the error log for the actual replacement strategy.

---

**BC571E31****Explanation:**

Trusted Boot failure.

**Response:**

The FRU callouts are calculated at the time of the failure. See the error log for the actual replacement strategy.

---

**BC571E32****Explanation:**

Trusted Boot failure.

**Response:**

The FRU callouts are calculated at the time of the failure. See the error log for the actual replacement strategy.

---

**BC571E33****Explanation:**

Trusted Boot failure.

**Response:**

The FRU callouts are calculated at the time of the failure. See the error log for the actual replacement strategy.

---

**BC571E34****Explanation:**

Trusted Boot failure.

**Response:**

The FRU callouts are calculated at the time of the failure. See the error log for the actual replacement strategy.

---

**BC571E41****Explanation:**

A problem occurred during the IPL of the system.

**Response:**

The FRU callouts are calculated at the time of the failure. See the error log for the actual replacement strategy.

---

**BC571E42****Explanation:**

A problem occurred during the IPL of the system.

**Response:**

The FRU callouts are calculated at the time of the failure. See the error log for the actual replacement strategy.

---

**BC571E43****Explanation:**

A problem occurred during the IPL of the system.

**Response:**

The FRU callouts are calculated at the time of the failure. See the error log for the actual replacement strategy.

---

**BC571E44****Explanation:**

Physical Presence was Asserted.

**Response:**

The FRU callouts are calculated at the time of the failure. See the error log for the actual replacement strategy.

---

**BC571E45****Explanation:**

Re-IPLing to open a Physical Presence Window.

**Response:**

The FRU callouts are calculated at the time of the failure. See the error log for the actual replacement strategy.

---

**BC571E46****Explanation:**

A problem occurred during the IPL of the system.

**Response:**

The FRU callouts are calculated at the time of the failure. See the error log for the actual replacement strategy.

---

**BC571E47****Explanation:**

Detected Special Key Clear Request.

**Response:**

The FRU callouts are calculated at the time of the failure. See the error log for the actual replacement strategy.

---

**BC571EA0****Explanation:**

During processor/memory subsystem initialization, an error was encountered: Invalid operation type.

**Response:**

The FRU callouts are calculated at the time of the failure. See the error log for the actual replacement strategy.

---

**BC571EA1****Explanation:**

During processor/memory subsystem initialization, an error was encountered: No Trusted Platform Modules (TPM) found in system.

**Response:**

The FRU callouts are calculated at the time of the failure. See the error log for the actual replacement strategy.

---

**BC571EA2****Explanation:**

During processor/memory subsystem initialization, an error was encountered: Command failure reading Trusted Platform Module (TPM) FW version.

**Response:**

The FRU callouts are calculated at the time of the failure. See the error log for the actual replacement strategy.

---

**BC571EA3****Explanation:**

During processor/memory subsystem initialization, an error was encountered: Command failure reading Trusted Platform Module (TPM) FW version.

**Response:**

The FRU callouts are calculated at the time of the failure. See the error log for the actual replacement strategy.

---

**BC571EA4****Explanation:**

During processor/memory subsystem initialization, an error was encountered: Command failure reading Trusted Platform Module (TPM) FW version.

**Response:**

The FRU callouts are calculated at the time of the failure. See the error log for the actual replacement strategy.

---

**BC571EA5****Explanation:**

During processor/memory subsystem initialization, an error was encountered: Command failure reading Trusted Platform Module (TPM) FW version.

**Response:**

The FRU callouts are calculated at the time of the failure. See the error log for the actual replacement strategy.

---

**BC571EA6****Explanation:**

During processor/memory subsystem initialization, an error was encountered: Unsupported command code during marshal.

**Response:**

The FRU callouts are calculated at the time of the failure. See the error log for the actual replacement strategy.

---

**BC571EA7****Explanation:**

During processor/memory subsystem initialization, an error was encountered: Marshaling error detected.

**Response:**

The FRU callouts are calculated at the time of the failure. See the error log for the actual replacement strategy.

---

**BC571EA8****Explanation:**

During processor/memory subsystem initialization, an error was encountered: Unsupported command code during unmarshal.

**Response:**

The FRU callouts are calculated at the time of the failure. See the error log for the actual replacement strategy.

---

**BC571EA9****Explanation:**

During processor/memory subsystem initialization, an error was encountered: Unmarshaling error detected.

**Response:**

The FRU callouts are calculated at the time of the failure. See the error log for the actual replacement strategy.

---

**BC571EAA****Explanation:**

During processor/memory subsystem initialization, an error was encountered: TPM log buffer add failure.

**Response:**

The FRU callouts are calculated at the time of the failure. See the error log for the actual replacement strategy.

---

**BC571F01****Explanation:**

During processor/memory subsystem initialization, an error was encountered: IPC service provider received an unexpected message.

**Response:**

The FRU callouts are calculated at the time of the failure. See the error log for the actual replacement strategy.

---

**BC572101****Explanation:**

During processor/memory subsystem initialization, an error was encountered.

**Response:**

The FRU callouts are calculated at the time of the failure. Examine the error log for the actual replacement strategy.

---

**BC572102****Explanation:**

During processor/memory subsystem initialization, an error was encountered.

**Response:**

The FRU callouts are calculated at the time of the failure. Examine the error log for the actual replacement strategy.

---

**BC572201****Explanation:**

A problem occurred while updating processor boot code.

**Response:**

The FRU callouts are calculated at the time of the failure. See the error log for the actual replacement strategy.

---

**BC572202****Explanation:**

A problem occurred while updating processor boot code.

**Response:**

The FRU callouts are calculated at the time of the failure. See the error log for the actual replacement strategy.

---

**BC572203****Explanation:**

A problem occurred while updating processor boot code.

**Response:**

The FRU callouts are calculated at the time of the failure. See the error log for the actual replacement strategy.

---

**BC572204****Explanation:**

A problem occurred while updating processor boot code.

**Response:**

The FRU callouts are calculated at the time of the failure. See the error log for the actual replacement strategy.

---

**BC572206**

**Explanation:**

A problem occurred while updating processor boot code.

**Response:**

The FRU callouts are calculated at the time of the failure. See the error log for the actual replacement strategy.

---

**BC572207**

**Explanation:**

A problem occurred while updating processor boot code.

**Response:**

The FRU callouts are calculated at the time of the failure. See the error log for the actual replacement strategy.

---

**BC572208**

**Explanation:**

A problem occurred while updating processor boot code.

**Response:**

The FRU callouts are calculated at the time of the failure. See the error log for the actual replacement strategy.

---

**BC57220A**

**Explanation:**

A problem occurred while updating processor boot code.

**Response:**

The FRU callouts are calculated at the time of the failure. See the error log for the actual replacement strategy.

---

**BC57220B**

**Explanation:**

A problem occurred while updating processor boot code.

**Response:**

The FRU callouts are calculated at the time of the failure. See the error log for the actual replacement strategy.

---

**BC57220D**

**Explanation:**

A problem occurred while updating processor boot code.

**Response:**

The FRU callouts are calculated at the time of the failure. See the error log for the actual replacement strategy.

---

**BC57220E**

**Explanation:**

During processor/memory subsystem initialization, an error was encountered: Invalid Boot SEEPROM Side Found.

**Response:**

The FRU callouts are calculated at the time of the failure. See the error log for the actual replacement strategy.

---

**BC57220F**

**Explanation:**

ECC or Data Miscompare Fail Reading Back Self Boot Engine (SBE) Version Information.

**Response:**

The FRU callouts are calculated at the time of the failure. See the error log for the actual replacement strategy.

---

**BC572210**

**Explanation:**

A problem occurred while updating processor boot code.

**Response:**

The FRU callouts are calculated at the time of the failure. See the error log for the actual replacement strategy.

---

**BC572211**

**Explanation:**

A problem occurred while updating processor boot code.

**Response:**

The FRU callouts are calculated at the time of the failure. See the error log for the actual replacement strategy.

---

**BC572212**

**Explanation:**

Successful Update of Self Boot Engine (SBE) SEEPROM SBE Version Information.

**Response:**

The FRU callouts are calculated at the time of the failure. See the error log for the actual replacement strategy.

---

**BC572213**

**Explanation:**

Self Boot Engine (SBE) Version Miscompare with Master Target.

**Response:**

The FRU callouts are calculated at the time of the failure. See the error log for the actual replacement strategy.

---

**BC572214**

**Explanation:**

During processor/memory subsystem initialization, an error was encountered: Error Associated with Updating this Target.

**Response:**

The FRU callouts are calculated at the time of the failure. See the error log for the actual replacement strategy.

---

**BC572215**

**Explanation:**

Self Boot Engine (SBE) Image Version Miscompare with Master Target.

**Response:**

The FRU callouts are calculated at the time of the failure. See the error log for the actual replacement strategy.

---

**BC572216**

**Explanation:**

A problem occurred while updating processor boot code.

**Response:**

The FRU callouts are calculated at the time of the failure. See the error log for the actual replacement strategy.

---

**BC572217**

**Explanation:**

Unsupported system configuration.

**Response:**

The FRU callouts are calculated at the time of the failure. See the error log for the actual replacement strategy.

---

**BC572218**

**Explanation:**

Unsupported system configuration.

**Response:**

The FRU callouts are calculated at the time of the failure. See the error log for the actual replacement strategy.

---

**BC572219**

**Explanation:**

A problem occurred while updating processor boot code.

**Response:**

The FRU callouts are calculated at the time of the failure. See the error log for the actual replacement strategy.

---

**BC57221A**

**Explanation:**

A problem occurred while updating processor boot code.

**Response:**

The FRU callouts are calculated at the time of the failure. See the error log for the actual replacement strategy.

---

**BC57221B**

**Explanation:**

SBE is not being updated.

**Response:**

The FRU callouts are calculated at the time of the failure. See the error log for the actual replacement strategy.

---

**BC57221D**

**Explanation:**

Chip level is invalid.

**Response:**

The FRU callouts are calculated at the time of the failure. See the error log for the actual replacement strategy.

---

**BC57221E**

**Explanation:**

A problem occurred while updating processor boot code.

**Response:**

The FRU callouts are calculated at the time of the failure. See the error log for the actual replacement strategy.

---

**BC57221F**

**Explanation:**

A problem occurred while updating processor boot code.

**Response:**

The FRU callouts are calculated at the time of the failure. See the error log for the actual replacement strategy.

---

**BC572300**

**Explanation:**

A problem occurred during the IPL of the system.

**Response:**

The FRU callouts are calculated at the time of the failure. See the error log for the actual replacement strategy.

---

**BC572301****Explanation:**

A problem occurred during the IPL of the system.

**Response:**

The FRU callouts are calculated at the time of the failure. See the error log for the actual replacement strategy.

---

**BC572302****Explanation:**

A problem occurred during the IPL of the system.

**Response:**

The FRU callouts are calculated at the time of the failure. See the error log for the actual replacement strategy.

---

**BC572303****Explanation:**

A problem occurred during the IPL of the system.

**Response:**

The FRU callouts are calculated at the time of the failure. See the error log for the actual replacement strategy.

---

**BC572310****Explanation:**

A problem occurred during the IPL of the system.

**Response:**

The FRU callouts are calculated at the time of the failure. See the error log for the actual replacement strategy.

---

**BC572401****Explanation:**

Firmware error accessing internal bus during IPL.

**Response:**

The FRU callouts are calculated at the time of the failure. See the error log for the actual replacement strategy.

---

**BC572402****Explanation:**

Hardware error accessing internal bus during IPL.

**Response:**

The FRU callouts are calculated at the time of the failure. See the error log for the actual replacement strategy.

---

**BC572403****Explanation:**

Firmware error accessing internal bus during IPL.

**Response:**

The FRU callouts are calculated at the time of the failure. See the error log for the actual replacement strategy.

---

**BC572404****Explanation:**

Error(s) found in OPB Status Register.

**Response:**

The FRU callouts are calculated at the time of the failure. See the error log for the actual replacement strategy.

---

**BC572405****Explanation:**

Unsupported Reset Level requested.

**Response:**

The FRU callouts are calculated at the time of the failure. See the error log for the actual replacement strategy.

---

**BC572406****Explanation:**

Firmware error during boot flash diagnostics.

**Response:**

The FRU callouts are calculated at the time of the failure. See the error log for the actual replacement strategy.

---

**BC572407****Explanation:**

Firmware error during boot flash diagnostics.

**Response:**

The FRU callouts are calculated at the time of the failure. See the error log for the actual replacement strategy.

---

**BC572408****Explanation:**

Firmware error during boot flash diagnostics.

**Response:**

The FRU callouts are calculated at the time of the failure. See the error log for the actual replacement strategy.

---

**BC572409****Explanation:**

Firmware error during boot flash diagnostics.

**Response:**

The FRU callouts are calculated at the time of the failure. See the error log for the actual replacement strategy.

---

**BC57240A****Explanation:**

Error(s) found in LPCHC Status Register.

**Response:**

The FRU callouts are calculated at the time of the failure. See the error log for the actual replacement strategy.

---

**BC572501****Explanation:**

Firmware error during system boot.

**Response:**

The FRU callouts are calculated at the time of the failure. See the error log for the actual replacement strategy.

---

**BC572502****Explanation:**

Firmware error.

**Response:**

The FRU callouts are calculated at the time of the failure. See the error log for the actual replacement strategy.

---

**BC572503****Explanation:**

Firmware error during IPMI event handling.

**Response:**

The FRU callouts are calculated at the time of the failure. See the error log for the actual replacement strategy.

---

**BC572504****Explanation:**

During processor/memory subsystem initialization, an error was encountered: Command not valid for this sensor.

**Response:**

The FRU callouts are calculated at the time of the failure. See the error log for the actual replacement strategy.

---

**BC572505****Explanation:**

During processor/memory subsystem initialization, an error was encountered: Set sensor reading command failed.

**Response:**

The FRU callouts are calculated at the time of the failure. See the error log for the actual replacement strategy.

---

**BC572506****Explanation:**

During processor/memory subsystem initialization, an error was encountered: Set sensor reading command failed.

**Response:**

The FRU callouts are calculated at the time of the failure. See the error log for the actual replacement strategy.

---

**BC572507****Explanation:**

During processor/memory subsystem initialization, an error was encountered: Requested sensor is not present.

**Response:**

The FRU callouts are calculated at the time of the failure. See the error log for the actual replacement strategy.

---

**BC572508****Explanation:**

During processor/memory subsystem initialization, an error was encountered: Set sensor reading command failed.

**Response:**

The FRU callouts are calculated at the time of the failure. See the error log for the actual replacement strategy.

---

**BC572509****Explanation:**

Unexpected IPMI completion code from the BMC.

**Response:**

The FRU callouts are calculated at the time of the failure. See the error log for the actual replacement strategy.

---

**BC57250A****Explanation:**

The DCMI command to retrieve the power limit data from the BMC has failed, the user defined power limit cannot be applied.

**Response:**

The FRU callouts are calculated at the time of the failure. See the error log for the actual replacement strategy.

---

**BC57250B****Explanation:**

Request to get sensor reading IPMI completion code can be seen in userdata1 field of the log.

**Response:**

The FRU callouts are calculated at the time of the failure. See the error log for the actual replacement strategy.

---

**BC57250C****Explanation:**

During processor/memory subsystem initialization, an error was encountered: Request to get sensor type form the bmc failed.

**Response:**

The FRU callouts are calculated at the time of the failure. See the error log for the actual replacement strategy.

---

**BC57250D**

**Explanation:**

Unable to determine sensor information.

**Response:**

The FRU callouts are calculated at the time of the failure. See the error log for the actual replacement strategy.

---

**BC57250E**

**Explanation:**

During processor/memory subsystem initialization, an error was encountered: VPD data is invalid size.

**Response:**

The FRU callouts are calculated at the time of the failure. See the error log for the actual replacement strategy.

---

**BC57250F**

**Explanation:**

The passed in sensor number is not valid.

**Response:**

The FRU callouts are calculated at the time of the failure. See the error log for the actual replacement strategy.

---

**BC572510**

**Explanation:**

Unable to find a valid sensor setting.

**Response:**

The FRU callouts are calculated at the time of the failure. See the error log for the actual replacement strategy.

---

**BC572601**

**Explanation:**

During processor/memory subsystem initialization, an error was encountered: OCC is not valid.

**Response:**

The FRU callouts are calculated at the time of the failure. See the error log for the actual replacement strategy.

---

**BC572602**

**Explanation:**

During processor/memory subsystem initialization, an error was encountered: Throttle numerator calculated doesn't meet min utilization.

**Response:**

The FRU callouts are calculated at the time of the failure. See the error log for the actual replacement strategy.

---

**BC572603**

**Explanation:**

During processor/memory subsystem initialization, an error was encountered: Throttle HW procedure calculated an invalid numerator value.

**Response:**

The FRU callouts are calculated at the time of the failure. See the error log for the actual replacement strategy.

---

**BC572605**

**Explanation:**

During processor/memory subsystem initialization, an error was encountered: OCC not ready for target state.

**Response:**

The FRU callouts are calculated at the time of the failure. See the error log for the actual replacement strategy.

---

**BC572606**

**Explanation:**

During processor/memory subsystem initialization, an error was encountered: Unable to read `FREQ_EXT_BIAS` attributes.

**Response:**

The FRU callouts are calculated at the time of the failure. See the error log for the actual replacement strategy.

---

**BC57260E**

**Explanation:**

During processor/memory subsystem initialization, an error was encountered: Unable to send cmd to OCC exception.

**Response:**

The FRU callouts are calculated at the time of the failure. See the error log for the actual replacement strategy.

---

**BC572616**

**Explanation:**

During processor/memory subsystem initialization, an error was encountered: Homer pointer is nullptr, unable to communicate with the OCCs. Leaving system in safe mode.

**Response:**

The FRU callouts are calculated at the time of the failure. See the error log for the actual replacement strategy.

---

**BC572618**



**Explanation:**

During processor/memory subsystem initialization, an error was encountered: Invalid response length received.

**Response:**

The FRU callouts are calculated at the time of the failure. See the error log for the actual replacement strategy.

---

**BC572619****Explanation:**

During processor/memory subsystem initialization, an error was encountered: OCC response had checksum failure.

**Response:**

The FRU callouts are calculated at the time of the failure. See the error log for the actual replacement strategy.

---

**BC57261B****Explanation:**

During processor/memory subsystem initialization, an error was encountered: Invalid length in OCC response.

**Response:**

The FRU callouts are calculated at the time of the failure. See the error log for the actual replacement strategy.

---

**BC57261C****Explanation:**

During processor/memory subsystem initialization, an error was encountered: Invalid POLL response length.

**Response:**

The FRU callouts are calculated at the time of the failure. See the error log for the actual replacement strategy.

---

**BC57261D****Explanation:**

During processor/memory subsystem initialization, an error was encountered: Bad FRU data received in OCC error log.

**Response:**

The FRU callouts are calculated at the time of the failure. See the error log for the actual replacement strategy.

---

**BC572622****Explanation:**

During processor/memory subsystem initialization, an error was encountered: Invalid role is POLL response.

**Response:**

The FRU callouts are calculated at the time of the failure. See the error log for the actual replacement strategy.

---

**BC572623****Explanation:**

During processor/memory subsystem initialization, an error was encountered: Invalid OCC state requested.

**Response:**

The FRU callouts are calculated at the time of the failure. See the error log for the actual replacement strategy.

---

**BC572624****Explanation:**

During processor/memory subsystem initialization, an error was encountered: OCC comm not established or command is not supported.

**Response:**

The FRU callouts are calculated at the time of the failure. See the error log for the actual replacement strategy.

---

**BC572625****Explanation:**

During processor/memory subsystem initialization, an error was encountered: OCCs were not loaded/started successfully.

**Response:**

The FRU callouts are calculated at the time of the failure. See the error log for the actual replacement strategy.

---

**BC572626****Explanation:**

During processor/memory subsystem initialization, an error was encountered: OCC did not change to requested state.

**Response:**

The FRU callouts are calculated at the time of the failure. See the error log for the actual replacement strategy.

---

**BC572635****Explanation:**

During processor/memory subsystem initialization, an error was encountered: Timeout waiting for OCC response.

**Response:**

The FRU callouts are calculated at the time of the failure. See the error log for the actual replacement strategy.

---

**BC572645****Explanation:**

During processor/memory subsystem initialization, an error was encountered: No OCC target found for proc Target,.

**Response:**

The FRU callouts are calculated at the time of the failure. See the error log for the actual replacement strategy.

---

**BC572655**

**Explanation:**

During processor/memory subsystem initialization, an error was encountered: No OCC master was found.

**Response:**

The FRU callouts are calculated at the time of the failure. See the error log for the actual replacement strategy.

---

**BC572656**

**Explanation:**

During processor/memory subsystem initialization, an error was encountered: OCC reset threshold reached. Leaving OCCs in reset state.

**Response:**

The FRU callouts are calculated at the time of the failure. See the error log for the actual replacement strategy.

---

**BC572663**

**Explanation:**

During processor/memory subsystem initialization, an error was encountered: Invalid OCC error log data.

**Response:**

The FRU callouts are calculated at the time of the failure. See the error log for the actual replacement strategy.

---

**BC57267D**

**Explanation:**

During processor/memory subsystem initialization, an error was encountered: Bad FRU data received in OCC error log.

**Response:**

The FRU callouts are calculated at the time of the failure. See the error log for the actual replacement strategy.

---

**BC57267F**

**Explanation:**

During processor/memory subsystem initialization, an error was encountered: No FRU callouts found for non-info OCC Error.

**Response:**

The FRU callouts are calculated at the time of the failure. See the error log for the actual replacement strategy.

---

**BC572701**

**Explanation:**

During processor/memory subsystem initialization, an error was encountered: Invalid operation type.

**Response:**

The FRU callouts are calculated at the time of the failure. See the error log for the actual replacement strategy.

---

**BC572702**

**Explanation:**

A problem was detected during the IPL of the system: Device type not supported.

**Response:**

The FRU callouts are calculated at the time of the failure. See the error log for the actual replacement strategy.

---

**BC572703**

**Explanation:**

During processor/memory subsystem initialization, an error was encountered: TPM attribute was not found.

**Response:**

The FRU callouts are calculated at the time of the failure. See the error log for the actual replacement strategy.

---

**BC572704**

**Explanation:**

During processor/memory subsystem initialization, an error was encountered: Invalid TPM chip to access.

**Response:**

The FRU callouts are calculated at the time of the failure. See the error log for the actual replacement strategy.

---

**BC572705**

**Explanation:**

During processor/memory subsystem initialization, an error was encountered: I2C master entity path doesn't exist.

**Response:**

The FRU callouts are calculated at the time of the failure. See the error log for the actual replacement strategy.

---

**BC572706**

**Explanation:**

During processor/memory subsystem initialization, an error was encountered: I2C master path target is null.

**Response:**

The FRU callouts are calculated at the time of the failure. See the error log for the actual replacement strategy.

---

**BC572707****Explanation:**

During processor/memory subsystem initialization, an error was encountered: Invalid address offset size.

**Response:**

The FRU callouts are calculated at the time of the failure. See the error log for the actual replacement strategy.

---

**BC572708****Explanation:**

A problem occurred during the IPL of the system: TPM buffer is too large.

**Response:**

The FRU callouts are calculated at the time of the failure. See the error log for the actual replacement strategy.

---

**BC572709****Explanation:**

A problem occurred during the IPL of the system: TPM underflow.

**Response:**

The FRU callouts are calculated at the time of the failure. See the error log for the actual replacement strategy.

---

**BC57270A****Explanation:**

A problem occurred during the IPL of the system: TPM timeout.

**Response:**

The FRU callouts are calculated at the time of the failure. See the error log for the actual replacement strategy.

---

**BC57270B****Explanation:**

During processor/memory subsystem initialization, an error was encountered: Invalid operation type.

**Response:**

The FRU callouts are calculated at the time of the failure. See the error log for the actual replacement strategy.

---

**BC57270C****Explanation:**

During processor/memory subsystem initialization, an error was encountered: Invalid address offset size.

**Response:**

The FRU callouts are calculated at the time of the failure. See the error log for the actual replacement strategy.

---

**BC57270D****Explanation:**

A trusted platform module (TPM) that was expected to be present was not detected properly.

**Response:**

The FRU callouts are calculated at the time of the failure. See the error log for the actual replacement strategy.

---

**BC57270E****Explanation:**

Trusted boot problem detected.

**Response:**

The FRU callouts are calculated at the time of the failure. See the error log for the actual replacement strategy.

---

**BC57270F****Explanation:**

Trusted boot problem detected.

**Response:**

The FRU callouts are calculated at the time of the failure. See the error log for the actual replacement strategy.

---

**BC572710****Explanation:**

Unexpected trusted boot related failure.

**Response:**

The FRU callouts are calculated at the time of the failure. See the error log for the actual replacement strategy.

---

**BC572711****Explanation:**

Unexpected trusted boot related failure.

**Response:**

The FRU callouts are calculated at the time of the failure. See the error log for the actual replacement strategy.

---

**BC572801****Explanation:**

Firmware error communicating with boot device.

**Response:**

The FRU callouts are calculated at the time of the failure. See the error log for the actual replacement strategy.

---

**BC572802****Explanation:**

Firmware error communicating with boot device.

**Response:**

The FRU callouts are calculated at the time of the failure. See the error log for the actual replacement strategy.

---

**BC572803****Explanation:**

Firmware error communicating with boot device.

**Response:**

The FRU callouts are calculated at the time of the failure. See the error log for the actual replacement strategy.

---

**BC572804****Explanation:**

Firmware error communicating with boot device.

**Response:**

The FRU callouts are calculated at the time of the failure. See the error log for the actual replacement strategy.

---

**BC572806****Explanation:**

Firmware logic bug detected.

**Response:**

The FRU callouts are calculated at the time of the failure. See the error log for the actual replacement strategy.

---

**BC572810****Explanation:**

During processor/memory subsystem initialization, an error was encountered: Timeout waiting for upstream FIFO to have room to write.

**Response:**

The FRU callouts are calculated at the time of the failure. See the error log for the actual replacement strategy.

---

**BC572811****Explanation:**

During processor/memory subsystem initialization, an error was encountered: EOT not received before downstream buffer full.

**Response:**

The FRU callouts are calculated at the time of the failure. See the error log for the actual replacement strategy.

---

**BC572812****Explanation:**

During processor/memory subsystem initialization, an error was encountered: The distance to the status header is not within the response buffer.

**Response:**

The FRU callouts are calculated at the time of the failure. See the error log for the actual replacement strategy.

---

**BC572813****Explanation:**

During processor/memory subsystem initialization, an error was encountered: Status header does not start with magic number or non-zero primary or secondary status.

**Response:**

The FRU callouts are calculated at the time of the failure. See the error log for the actual replacement strategy.

---

**BC572814****Explanation:**

During processor/memory subsystem initialization, an error was encountered: Timeout waiting for downstream FIFO to have data to receive.

**Response:**

The FRU callouts are calculated at the time of the failure. See the error log for the actual replacement strategy.

---

**BC572815****Explanation:**

Firmware error communicating with boot device.

**Response:**

The FRU callouts are calculated at the time of the failure. See the error log for the actual replacement strategy.

---

**BC572816****Explanation:**

Firmware error communicating with boot device.

**Response:**

The FRU callouts are calculated at the time of the failure. See the error log for the actual replacement strategy.

---

**BC572817****Explanation:**

Firmware error communicating with boot device.

**Response:**

The FRU callouts are calculated at the time of the failure. See the error log for the actual replacement strategy.

---

**BC572818****Explanation:**

Firmware error communicating with boot device.

**Response:**

The FRU callouts are calculated at the time of the failure. See the error log for the actual replacement strategy.

---

**BC572819****Explanation:**

Firmware error communicating with boot device.

**Response:**

The FRU callouts are calculated at the time of the failure. See the error log for the actual replacement strategy.

---

**BC57281A****Explanation:**

During processor/memory subsystem initialization, an error was encountered: If the size of the FFDC package exceeds our allocated buffer size, we log it.

**Response:**

The FRU callouts are calculated at the time of the failure. See the error log for the actual replacement strategy.

---

**BC572831****Explanation:**

Firmware error communicating with boot device.

**Response:**

The FRU callouts are calculated at the time of the failure. See the error log for the actual replacement strategy.

---

**BC572832****Explanation:**

Firmware error communicating with boot device.

**Response:**

The FRU callouts are calculated at the time of the failure. See the error log for the actual replacement strategy.

---

**BC572833****Explanation:**

Firmware error communicating with boot device.

**Response:**

The FRU callouts are calculated at the time of the failure. See the error log for the actual replacement strategy.

---

**BC572834****Explanation:**

Firmware error communicating with boot device.

**Response:**

The FRU callouts are calculated at the time of the failure. See the error log for the actual replacement strategy.

---

**BC572835****Explanation:**

Firmware error communicating with boot device.

**Response:**

The FRU callouts are calculated at the time of the failure. See the error log for the actual replacement strategy.

---

**BC572836****Explanation:**

Firmware error communicating with boot device.

**Response:**

The FRU callouts are calculated at the time of the failure. See the error log for the actual replacement strategy.

---

**BC572837****Explanation:**

Firmware error communicating with boot device.

**Response:**

The FRU callouts are calculated at the time of the failure. See the error log for the actual replacement strategy.

---

**BC572838****Explanation:**

Firmware error communicating with boot device.

**Response:**

The FRU callouts are calculated at the time of the failure. See the error log for the actual replacement strategy.

---

**BC572839****Explanation:**

Firmware error communicating with boot device.

**Response:**

The FRU callouts are calculated at the time of the failure. See the error log for the actual replacement strategy.

---

**BC57283A****Explanation:**

Firmware error communicating with boot device.

**Response:**

The FRU callouts are calculated at the time of the failure. See the error log for the actual replacement strategy.

---

**BC57283B****Explanation:**

Firmware error communicating with boot device.

**Response:**

The FRU callouts are calculated at the time of the failure. See the error log for the actual replacement strategy.

---

**BC57283C****Explanation:**

Firmware error communicating with boot device.

**Response:**

The FRU callouts are calculated at the time of the failure. See the error log for the actual replacement strategy.

---

**BC57283D****Explanation:**

During processor/memory subsystem initialization, an error was encountered: Unable to inform OPAL of SBE failure.

**Response:**

The FRU callouts are calculated at the time of the failure. See the error log for the actual replacement strategy.

---

**BC572850****Explanation:**

A problem occurred during the IPL.

**Response:**

The FRU callouts are calculated at the time of the failure. See the error log for the actual replacement strategy.

---

**BC572851****Explanation:**

A problem occurred during the IPL.

**Response:**

The FRU callouts are calculated at the time of the failure. See the error log for the actual replacement strategy.

---

**BC572852****Explanation:**

During processor/memory subsystem initialization, an error was encountered: SBE booted from unexpected side.

**Response:**

The FRU callouts are calculated at the time of the failure. See the error log for the actual replacement strategy.

---

**BC572853****Explanation:**

Processor Error.

**Response:**

The FRU callouts are calculated at the time of the failure. See the error log for the actual replacement strategy.

---

**BC572854****Explanation:**

Processor Error.

**Response:**

The FRU callouts are calculated at the time of the failure. See the error log for the actual replacement strategy.

---

**BC572856****Explanation:**

During processor/memory subsystem initialization, an error was encountered: This function was called incorrectly or there is a new enum that is not handled yet.

**Response:**

The FRU callouts are calculated at the time of the failure. See the error log for the actual replacement strategy.

---

**BC572857****Explanation:**

FFDC associated with boot device failing to boot.

**Response:**

The FRU callouts are calculated at the time of the failure. See the error log for the actual replacement strategy.

---

**BC572858****Explanation:**

A processor in the system has failed to initialize.

**Response:**

The FRU callouts are calculated at the time of the failure. See the error log for the actual replacement strategy.

---

**BC57285B****Explanation:**

Extra FFDC gathered, marked information event.

**Response:**

The FRU callouts are calculated at the time of the failure. See the error log for the actual replacement strategy.

---

**BC57285C****Explanation:**

Processor Error.

**Response:**

The FRU callouts are calculated at the time of the failure. See the error log for the actual replacement strategy.

---

**BC57285D****Explanation:**

Processor Error.

**Response:**

The FRU callouts are calculated at the time of the failure. See the error log for the actual replacement strategy.

---

**BC57285E****Explanation:**

Processor Error.

**Response:**

The FRU callouts are calculated at the time of the failure. See the error log for the actual replacement strategy.

---

**BC57285F****Explanation:**

During processor/memory subsystem initialization, an error was encountered: Call to PSU Chip Op returned an unexpected message type.

**Response:**

The FRU callouts are calculated at the time of the failure. See the error log for the actual replacement strategy.

---

**BC572861****Explanation:**

During processor/memory subsystem initialization, an error was encountered: Could not register mailbox message queue.

**Response:**

The FRU callouts are calculated at the time of the failure. See the error log for the actual replacement strategy.

---

**BC572862****Explanation:**

Processor Error.

**Response:**

The FRU callouts are calculated at the time of the failure. See the error log for the actual replacement strategy.

---

**BC572BA0****Explanation:**

Failure detected in security subsystem.

**Response:**

The FRU callouts are calculated at the time of the failure. See the error log for the actual replacement strategy.

---

**BC572BA2****Explanation:**

Failure detected in security subsystem.

**Response:**

The FRU callouts are calculated at the time of the failure. See the error log for the actual replacement strategy.

---

**BC572BA3****Explanation:**

Failure detected in security subsystem.

**Response:**

The FRU callouts are calculated at the time of the failure. See the error log for the actual replacement strategy.

---

**BC572BA4****Explanation:**

Failure detected in security subsystem.

**Response:**

The FRU callouts are calculated at the time of the failure. See the error log for the actual replacement strategy.

---

**BC572BA5****Explanation:**

Failure detected in security subsystem.

**Response:**

The FRU callouts are calculated at the time of the failure. See the error log for the actual replacement strategy.

---

**BC572BA6****Explanation:**

Failure detected in security subsystem.

**Response:**

The FRU callouts are calculated at the time of the failure. See the error log for the actual replacement strategy.

---

**BC572BA7****Explanation:**

Failure detected in security subsystem.

**Response:**

The FRU callouts are calculated at the time of the failure. See the error log for the actual replacement strategy.

---

**BC572BA8****Explanation:**

Failure detected in security subsystem.

**Response:**

The FRU callouts are calculated at the time of the failure. See the error log for the actual replacement strategy.

---

**BC572BA9****Explanation:**

During processor/memory subsystem initialization, an error was encountered: Unmarshal error while replaying tpm log.

**Response:**

The FRU callouts are calculated at the time of the failure. See the error log for the actual replacement strategy.

---

**BC572BAA****Explanation:**

TPM log overflow.

**Response:**

The FRU callouts are calculated at the time of the failure. See the error log for the actual replacement strategy.

---

**BC572BAB****Explanation:**

TPM log operation failure.

**Response:**

The FRU callouts are calculated at the time of the failure. See the error log for the actual replacement strategy.

---

**BC572BAC****Explanation:**

TPM log buffer init failure.

**Response:**

The FRU callouts are calculated at the time of the failure. See the error log for the actual replacement strategy.

---

**BC572BAD****Explanation:**

The system is configured for Secure Boot and trusted platform module required mode; a functional boot processor trusted platform module is required to boot the system (or node, if multi-node system), but none are available. Therefore, the system (or node, if multi-node system) will terminate. Trusted platform module required mode may be disabled via the appropriate systems management interface to allow platform boot without the remote trusted attestation capability. Look for other errors which call out the trusted platform module and follow the repair actions for these errors.

**Response:**

The FRU callouts are calculated at the time of the failure. See the error log for the actual replacement strategy.

---

**BC572BAE****Explanation:**

Failure detected in security subsystem.

**Response:**

The FRU callouts are calculated at the time of the failure. See the error log for the actual replacement strategy.

---

**BC572BAF****Explanation:**

Failure detected in security subsystem.

**Response:**

The FRU callouts are calculated at the time of the failure. See the error log for the actual replacement strategy.

---

**BC572BB0****Explanation:**

TPM log invalid format.

**Response:**

The FRU callouts are calculated at the time of the failure. See the error log for the actual replacement strategy.

---

**BC572BB1****Explanation:**

Trusted boot failure.

**Response:**

The FRU callouts are calculated at the time of the failure. See the error log for the actual replacement strategy.

---

**BC572BB2****Explanation:**

Firmware error during system boot.

**Response:**

The FRU callouts are calculated at the time of the failure. See the error log for the actual replacement strategy.

---

**BC572BB3****Explanation:**

Firmware error during system boot.

**Response:**

The FRU callouts are calculated at the time of the failure. See the error log for the actual replacement strategy.

---

**BC572BB4****Explanation:**

Platform security problem detected.

**Response:**

The FRU callouts are calculated at the time of the failure. See the error log for the actual replacement strategy.

---

**BC572BB5****Explanation:**

Failure detected in security subsystem.

**Response:**

The FRU callouts are calculated at the time of the failure. See the error log for the actual replacement strategy.



---

**BC572BB7****Explanation:**

Trusted Boot failure.

**Response:**

The FRU callouts are calculated at the time of the failure. See the error log for the actual replacement strategy.

---

**BC572BB8****Explanation:**

Trusted boot failure.

**Response:**

The FRU callouts are calculated at the time of the failure. See the error log for the actual replacement strategy.

---

**BC572BB9****Explanation:**

Trusted boot failure.

**Response:**

The FRU callouts are calculated at the time of the failure. See the error log for the actual replacement strategy.

---

**BC572BBA****Explanation:**

Trusted boot failure.

**Response:**

The FRU callouts are calculated at the time of the failure. See the error log for the actual replacement strategy.

---

**BC572BBB****Explanation:**

Trusted boot failure.

**Response:**

The FRU callouts are calculated at the time of the failure. See the error log for the actual replacement strategy.

---

**BC572BBC****Explanation:**

Trusted boot failure.

**Response:**

The FRU callouts are calculated at the time of the failure. See the error log for the actual replacement strategy.

---

**BC572BBD****Explanation:**

trustedboot failure.

**Response:**

The FRU callouts are calculated at the time of the failure. See the error log for the actual replacement strategy.

---

**BC573325****Explanation:**

During processor/memory subsystem initialization, an error was encountered: Unable to resolve other end of xbus.

**Response:**

The FRU callouts are calculated at the time of the failure. See the error log for the actual replacement strategy.

---

**BC573326****Explanation:**

During processor/memory subsystem initialization, an error was encountered: Unable to resolve other end of xbus.

**Response:**

The FRU callouts are calculated at the time of the failure. See the error log for the actual replacement strategy.

---

**BC573327****Explanation:**

Firmware Error.

**Response:**

The FRU callouts are calculated at the time of the failure. See the error log for the actual replacement strategy.

---

**BC573328****Explanation:**

Firmware Error.

**Response:**

The FRU callouts are calculated at the time of the failure. See the error log for the actual replacement strategy.

---

**BC573329****Explanation:**

Firmware Error.

**Response:**

The FRU callouts are calculated at the time of the failure. See the error log for the actual replacement strategy.

---

**BC57332A****Explanation:**

Firmware Error.

**Response:**

The FRU callouts are calculated at the time of the failure. See the error log for the actual replacement strategy.

---

**BC57332B****Explanation:**

Firmware Error.

**Response:**

The FRU callouts are calculated at the time of the failure. See the error log for the actual replacement strategy.

---

**BC57332C****Explanation:**

Firmware Error.

**Response:**

The FRU callouts are calculated at the time of the failure. See the error log for the actual replacement strategy.

---

**BC57332D****Explanation:**

Firmware Error or unsupported part.

**Response:**

The FRU callouts are calculated at the time of the failure. See the error log for the actual replacement strategy.

---

**BC57332E****Explanation:**

Firmware Error.

**Response:**

The FRU callouts are calculated at the time of the failure. See the error log for the actual replacement strategy.

---

**BC57332F****Explanation:**

Firmware Error.

**Response:**

The FRU callouts are calculated at the time of the failure. See the error log for the actual replacement strategy.

---

**BC573330****Explanation:**

Firmware Error.

**Response:**

The FRU callouts are calculated at the time of the failure. See the error log for the actual replacement strategy.

---

**BC573331****Explanation:**

Firmware Error.

**Response:**

The FRU callouts are calculated at the time of the failure. See the error log for the actual replacement strategy.

---

**BC573332****Explanation:**

Firmware Error.

**Response:**

The FRU callouts are calculated at the time of the failure. See the error log for the actual replacement strategy.

---

**BC573333****Explanation:**

Firmware Error.

**Response:**

The FRU callouts are calculated at the time of the failure. See the error log for the actual replacement strategy.

---

**BC573334****Explanation:**

During processor/memory subsystem initialization, an error was encountered: platGetMBvpdMemoryDataVersion could not find the expected 1 mba from the passed dimm target.

**Response:**

The FRU callouts are calculated at the time of the failure. See the error log for the actual replacement strategy.

---

**BC573335****Explanation:**

During processor/memory subsystem initialization, an error was encountered: platGetMBvpdMemoryDataVersion could not find an mba parent target from the passed in dimm target.

**Response:**

The FRU callouts are calculated at the time of the failure. See the error log for the actual replacement strategy.

---

**BC573336****Explanation:**

During processor/memory subsystem initialization, an error was encountered: platGetMBvpdMemoryDataVersion could not find any child mba's from the passed in target of type TYPE\_MEMBUF.

**Response:**

The FRU callouts are calculated at the time of the failure. See the error log for the actual replacement strategy.

---

**BC573337**

**Explanation:**

During processor/memory subsystem initialization, an error was encountered: platGetMBvpdMemoryDataVersion requires a target of type TYPE\_MBA or TYPE\_MEMBUF.

**Response:**

The FRU callouts are calculated at the time of the failure. See the error log for the actual replacement strategy.

---

**BC573339****Explanation:**

Internal firmware error.

**Response:**

The FRU callouts are calculated at the time of the failure. See the error log for the actual replacement strategy.

---

**BC57333A****Explanation:**

Internal firmware error.

**Response:**

The FRU callouts are calculated at the time of the failure. See the error log for the actual replacement strategy.

---

**BC57333B****Explanation:**

Internal firmware error.

**Response:**

The FRU callouts are calculated at the time of the failure. See the error log for the actual replacement strategy.

---

**BC57333C****Explanation:**

Internal firmware error.

**Response:**

The FRU callouts are calculated at the time of the failure. See the error log for the actual replacement strategy.

---

**BC57333D****Explanation:**

Internal firmware error.

**Response:**

The FRU callouts are calculated at the time of the failure. See the error log for the actual replacement strategy.

---

**BC57333E****Explanation:**

Internal firmware error.

**Response:**

The FRU callouts are calculated at the time of the failure. See the error log for the actual replacement strategy.

---

**BC573340****Explanation:**

Internal firmware error.

**Response:**

The FRU callouts are calculated at the time of the failure. See the error log for the actual replacement strategy.

---

**BC573343****Explanation:**

Internal firmware error.

**Response:**

The FRU callouts are calculated at the time of the failure. See the error log for the actual replacement strategy.

---

**BC573403****Explanation:**

A problem occurred while running processor boot code.

**Response:**

The FRU callouts are calculated at the time of the failure. See the error log for the actual replacement strategy.

---

**BC573404****Explanation:**

A problem occurred while running processor boot code.

**Response:**

The FRU callouts are calculated at the time of the failure. See the error log for the actual replacement strategy.

---

**BC573405****Explanation:**

A problem occurred while running processor boot code.

**Response:**

The FRU callouts are calculated at the time of the failure. See the error log for the actual replacement strategy.

---

**BC573406****Explanation:**

A problem occurred while running processor boot code.

**Response:**

The FRU callouts are calculated at the time of the failure. See the error log for the actual replacement strategy.

---

**BC573407****Explanation:**

A problem occurred while running processor boot code.

**Response:**

The FRU callouts are calculated at the time of the failure. See the error log for the actual replacement strategy.

---

**BC573408****Explanation:**

A problem occurred while running processor boot code.

**Response:**

The FRU callouts are calculated at the time of the failure. See the error log for the actual replacement strategy.

---

**BC573409****Explanation:**

A problem occurred while running processor boot code.

**Response:**

The FRU callouts are calculated at the time of the failure. See the error log for the actual replacement strategy.

---

**BC57340A****Explanation:**

A problem occurred while running processor boot code.

**Response:**

The FRU callouts are calculated at the time of the failure. See the error log for the actual replacement strategy.

---

**BC57340B****Explanation:**

A problem occurred while running processor boot code.

**Response:**

The FRU callouts are calculated at the time of the failure. See the error log for the actual replacement strategy.

---

**BC57340C****Explanation:**

A problem occurred while running processor boot code.

**Response:**

The FRU callouts are calculated at the time of the failure. See the error log for the actual replacement strategy.

---

**BC57340F****Explanation:**

Failed to load boot firmware.

**Response:**

The FRU callouts are calculated at the time of the failure. See the error log for the actual replacement strategy.

---

**BC573501****Explanation:**

During processor/memory subsystem initialization, an error was encountered: Invalid operation type.

**Response:**

The FRU callouts are calculated at the time of the failure. See the error log for the actual replacement strategy.

---

**BC573502****Explanation:**

A problem was detected during the IPL of the system: Device type not supported.

**Response:**

The FRU callouts are calculated at the time of the failure. See the error log for the actual replacement strategy.

---

**BC573503****Explanation:**

During processor/memory subsystem initialization, an error was encountered: NVDIMM attribute was not found.

**Response:**

The FRU callouts are calculated at the time of the failure. See the error log for the actual replacement strategy.

---

**BC573505****Explanation:**

During processor/memory subsystem initialization, an error was encountered: I2C master entity path doesn't exist.

**Response:**

The FRU callouts are calculated at the time of the failure. See the error log for the actual replacement strategy.

---

**BC573506****Explanation:**

During processor/memory subsystem initialization, an error was encountered: I2C master path target is null.

**Response:**

The FRU callouts are calculated at the time of the failure. See the error log for the actual replacement strategy.

---

**BC573507****Explanation:**

During processor/memory subsystem initialization, an error was encountered: Invalid address offset size.

**Response:**

The FRU callouts are calculated at the time of the failure. See the error log for the actual replacement strategy.

---

**BC573508****Explanation:**

A problem occurred during the IPL of the system: I2C buffer offset is too large.

**Response:**

The FRU callouts are calculated at the time of the failure. See the error log for the actual replacement strategy.

---

**BC573509****Explanation:**

During processor/memory subsystem initialization, an error was encountered: I2C write page size is zero.

**Response:**

The FRU callouts are calculated at the time of the failure. See the error log for the actual replacement strategy.

---

**BC57350A****Explanation:**

During processor/memory subsystem initialization, an error was encountered: NVDIMM register offset out of bound.

**Response:**

The FRU callouts are calculated at the time of the failure. See the error log for the actual replacement strategy.

---

**BC57350D****Explanation:**

NVDIMM timed out.

**Response:**

The FRU callouts are calculated at the time of the failure. See the error log for the actual replacement strategy.

---

**BC57350E****Explanation:**

NVDIMM timed out.

**Response:**

The FRU callouts are calculated at the time of the failure. See the error log for the actual replacement strategy.

---

**BC57350F****Explanation:**

NVDIMM timed out.

**Response:**

The FRU callouts are calculated at the time of the failure. See the error log for the actual replacement strategy.

---

**BC573512****Explanation:**

NVDIMM encountered error setting the energy source policy.

**Response:**

The FRU callouts are calculated at the time of the failure. See the error log for the actual replacement strategy.

---

**BC573516****Explanation:**

Encountered error performing internal operation on NVDIMM.

**Response:**

The FRU callouts are calculated at the time of the failure. See the error log for the actual replacement strategy.

---

**BC573517****Explanation:**

NVDIMM timed out.

**Response:**

The FRU callouts are calculated at the time of the failure. See the error log for the actual replacement strategy.

---

**BC573518****Explanation:**

NVDIMM encountered error arming save trigger.

**Response:**

The FRU callouts are calculated at the time of the failure. See the error log for the actual replacement strategy.

---

**BC573519****Explanation:**

NVDIMM error erasing data image.

**Response:**

The FRU callouts are calculated at the time of the failure. See the error log for the actual replacement strategy.

---

**BC57351A****Explanation:**

NVDIMM failed to restore data.

**Response:**

The FRU callouts are calculated at the time of the failure. See the error log for the actual replacement strategy.

---

**BC57351B****Explanation:**

NVDIMM not ready.

**Response:**

The FRU callouts are calculated at the time of the failure. See the error log for the actual replacement strategy.

---

**BC57351C****Explanation:**

Internal firmware error.

**Response:**

The FRU callouts are calculated at the time of the failure. See the error log for the actual replacement strategy.

---

**BC57351D****Explanation:**

NVDIMM not updated.

**Response:**

The FRU callouts are calculated at the time of the failure. See the error log for the actual replacement strategy.

---

**BC57351E****Explanation:**

NVDIMM not updated.

**Response:**

The FRU callouts are calculated at the time of the failure. See the error log for the actual replacement strategy.

---

**BC57351F****Explanation:**

NVDIMM not updated.

**Response:**

The FRU callouts are calculated at the time of the failure. See the error log for the actual replacement strategy.

---

**BC573520****Explanation:**

NVDIMM not updated.

**Response:**

The FRU callouts are calculated at the time of the failure. See the error log for the actual replacement strategy.

---

**BC573521****Explanation:**

NVDIMM not updated.

**Response:**

The FRU callouts are calculated at the time of the failure. See the error log for the actual replacement strategy.

---

**BC573522****Explanation:**

NVDIMM not updated.

**Response:**

The FRU callouts are calculated at the time of the failure. See the error log for the actual replacement strategy.

---

**BC573523****Explanation:**

NVDIMM not updated.

**Response:**

The FRU callouts are calculated at the time of the failure. See the error log for the actual replacement strategy.

---

**BC573524****Explanation:**

NVDIMM not updated.

**Response:**

The FRU callouts are calculated at the time of the failure. See the error log for the actual replacement strategy.

---

**BC573525****Explanation:**

NVDIMM not updated.

**Response:**

The FRU callouts are calculated at the time of the failure. See the error log for the actual replacement strategy.

---

**BC573526****Explanation:**

NVDIMM not updated.

**Response:**

The FRU callouts are calculated at the time of the failure. See the error log for the actual replacement strategy.

---

**BC573527****Explanation:**

NVDIMM not updated.

**Response:**

The FRU callouts are calculated at the time of the failure. See the error log for the actual replacement strategy.

---

**BC573528****Explanation:**

NVDIMM update started.

**Response:**

The FRU callouts are calculated at the time of the failure. See the error log for the actual replacement strategy.

---

**BC573529**

**Explanation:**

NVDIMM was successfully updated.

**Response:**

The FRU callouts are calculated at the time of the failure. See the error log for the actual replacement strategy.

---

**BC57352A**

**Explanation:**

NVDIMM error generating encryption keys.

**Response:**

The FRU callouts are calculated at the time of the failure. See the error log for the actual replacement strategy.

---

**BC57352B**

**Explanation:**

NVDIMM error erasing data image.

**Response:**

The FRU callouts are calculated at the time of the failure. See the error log for the actual replacement strategy.

---

**BC57352C**

**Explanation:**

NVDIMM error during Catastrophic Save.

**Response:**

The FRU callouts are calculated at the time of the failure. See the error log for the actual replacement strategy.

---

**BC57352D**

**Explanation:**

NVDIMM failed module health status check.

**Response:**

The FRU callouts are calculated at the time of the failure. See the error log for the actual replacement strategy.

---

**BC57352E**

**Explanation:**

NVDIMM failed module health status check.

**Response:**

The FRU callouts are calculated at the time of the failure. See the error log for the actual replacement strategy.

---

**BC57352F**

**Explanation:**

NVDIMM failed module health status check.

**Response:**

The FRU callouts are calculated at the time of the failure. See the error log for the actual replacement strategy.

---

**BC573538**

**Explanation:**

NVDIMM failed module health status check.

**Response:**

The FRU callouts are calculated at the time of the failure. See the error log for the actual replacement strategy.

---

**BC57353E**

**Explanation:**

NVDIMM failed to enable event notificaitons.

**Response:**

The FRU callouts are calculated at the time of the failure. See the error log for the actual replacement strategy.

---

**BC57353F**

**Explanation:**

NVDIMM register error.

**Response:**

The FRU callouts are calculated at the time of the failure. See the error log for the actual replacement strategy.

---

**BC573540**

**Explanation:**

NVDIMM encryption error.

**Response:**

The FRU callouts are calculated at the time of the failure. See the error log for the actual replacement strategy.

---

**BC573541**

**Explanation:**

NVDIMM register error.

**Response:**

The FRU callouts are calculated at the time of the failure. See the error log for the actual replacement strategy.

---

**BC573542**

**Explanation:**

NVDIMM register error.

**Response:**

The FRU callouts are calculated at the time of the failure. See the error log for the actual replacement strategy.

---

---

**BC573543****Explanation:**

NVDIMM encryption error.

**Response:**

The FRU callouts are calculated at the time of the failure. See the error log for the actual replacement strategy.

---

**BC573544****Explanation:**

NVDIMM encryption error.

**Response:**

The FRU callouts are calculated at the time of the failure. See the error log for the actual replacement strategy.

---

**BC573545****Explanation:**

NVDIMM encryption error.

**Response:**

The FRU callouts are calculated at the time of the failure. See the error log for the actual replacement strategy.

---

**BC573546****Explanation:**

NVDIMM encryption error.

**Response:**

The FRU callouts are calculated at the time of the failure. See the error log for the actual replacement strategy.

---

**BC573548****Explanation:**

NVDIMM encryption error.

**Response:**

The FRU callouts are calculated at the time of the failure. See the error log for the actual replacement strategy.

---

**BC573549****Explanation:**

NVDIMM ES health check failed.

**Response:**

The FRU callouts are calculated at the time of the failure. See the error log for the actual replacement strategy.

---

**BC57354A****Explanation:**

NVDIMM ES health check failed.

**Response:**

The FRU callouts are calculated at the time of the failure. See the error log for the actual replacement strategy.

---

**BC57354B****Explanation:**

NVDIMM ES health check failed.

**Response:**

The FRU callouts are calculated at the time of the failure. See the error log for the actual replacement strategy.

---

**BC57354C****Explanation:**

NVDIMM ES health check failed.

**Response:**

The FRU callouts are calculated at the time of the failure. See the error log for the actual replacement strategy.

---

**BC57354D****Explanation:**

NVDIMM NVM health check failed.

**Response:**

The FRU callouts are calculated at the time of the failure. See the error log for the actual replacement strategy.

---

**BC57354E****Explanation:**

NVDIMM logging error.

**Response:**

The FRU callouts are calculated at the time of the failure. See the error log for the actual replacement strategy.

---

**BC57354F****Explanation:**

NVDIMM logging error.

**Response:**

The FRU callouts are calculated at the time of the failure. See the error log for the actual replacement strategy.

---

**BC573550****Explanation:**

NVDIMM incorrect firmware slot.

**Response:**

The FRU callouts are calculated at the time of the failure. See the error log for the actual replacement strategy.

---

**BC573551****Explanation:**

NVDIMM error during nvdimm erase.



**Response:**

The FRU callouts are calculated at the time of the failure. See the error log for the actual replacement strategy.

---

**BC573552****Explanation:**

NVDIMM failed the arm precheck and is unable to arm.

**Response:**

The FRU callouts are calculated at the time of the failure. See the error log for the actual replacement strategy.

---

**BC573553****Explanation:**

NVDIMM failed to ARM.

**Response:**

The FRU callouts are calculated at the time of the failure. See the error log for the actual replacement strategy.

---

**BC573554****Explanation:**

NVDIMM requires an arm retry.

**Response:**

The FRU callouts are calculated at the time of the failure. See the error log for the actual replacement strategy.

---

**BC573555****Explanation:**

NVDIMM not updated.

**Response:**

The FRU callouts are calculated at the time of the failure. See the error log for the actual replacement strategy.

---

**BC573556****Explanation:**

NVDIMM not running latest firmware level.

**Response:**

The FRU callouts are calculated at the time of the failure. See the error log for the actual replacement strategy.

---

**BC573557****Explanation:**

NVDIMM erase error.

**Response:**

The FRU callouts are calculated at the time of the failure. See the error log for the actual replacement strategy.

---

**BC573558****Explanation:**

NVDIMM erase error.

**Response:**

The FRU callouts are calculated at the time of the failure. See the error log for the actual replacement strategy.

---

**BC573601****Explanation:**

A problem occurred during the IPL of the system: Invalid data length for a SCOM operation.

**Response:**

The FRU callouts are calculated at the time of the failure. See the error log for the actual replacement strategy.

---

**BC573602****Explanation:**

A problem occurred during the IPL of the system: Invalid target type for a SCOM operation.

**Response:**

The FRU callouts are calculated at the time of the failure. See the error log for the actual replacement strategy.

---

**BC573603****Explanation:**

A problem occurred during the IPL of the system: Invalid operation type for a SCOM operation.

**Response:**

The FRU callouts are calculated at the time of the failure. See the error log for the actual replacement strategy.

---

**BC573604****Explanation:**

A problem occurred during the IPL of the system: Invalid address for a SCOM operation.

**Response:**

The FRU callouts are calculated at the time of the failure. See the error log for the actual replacement strategy.

---

**BC573701****Explanation:**

Unexpected memory subsystem firmware error.

**Response:**

The FRU callouts are calculated at the time of the failure. See the error log for the actual replacement strategy.

---

**BC573702****Explanation:**

Unexpected memory subsystem firmware error.

**Response:**

The FRU callouts are calculated at the time of the failure. See the error log for the actual replacement strategy.

---

**BC573703****Explanation:**

Unexpected memory subsystem firmware error.

**Response:**

The FRU callouts are calculated at the time of the failure. See the error log for the actual replacement strategy.

---

**BC573704****Explanation:**

Unexpected memory subsystem firmware error.

**Response:**

The FRU callouts are calculated at the time of the failure. See the error log for the actual replacement strategy.

---

**BC573705****Explanation:**

Unexpected memory subsystem firmware error.

**Response:**

The FRU callouts are calculated at the time of the failure. See the error log for the actual replacement strategy.

---

**BC573706****Explanation:**

Unexpected memory subsystem firmware error.

**Response:**

The FRU callouts are calculated at the time of the failure. See the error log for the actual replacement strategy.

---

**BC573707****Explanation:**

Unexpected memory subsystem firmware error.

**Response:**

The FRU callouts are calculated at the time of the failure. See the error log for the actual replacement strategy.

---

**BC573708****Explanation:**

Unexpected memory subsystem firmware error.

**Response:**

The FRU callouts are calculated at the time of the failure. See the error log for the actual replacement strategy.

---

**BC573709****Explanation:**

Unexpected memory subsystem firmware error.

**Response:**

The FRU callouts are calculated at the time of the failure. See the error log for the actual replacement strategy.

---

**BC57370A****Explanation:**

Unexpected memory subsystem firmware error.

**Response:**

The FRU callouts are calculated at the time of the failure. See the error log for the actual replacement strategy.

---

**BC573901****Explanation:**

Error occurred during system boot.

**Response:**

The FRU callouts are calculated at the time of the failure. See the error log for the actual replacement strategy.

---

**BC573902****Explanation:**

Error occurred during system boot.

**Response:**

The FRU callouts are calculated at the time of the failure. See the error log for the actual replacement strategy.

---

**BC574101****Explanation:**

A problem occurred during the IPL of the system: Internal Firmware Error.

**Response:**

The FRU callouts are calculated at the time of the failure. See the error log for the actual replacement strategy.

---

**BC574102****Explanation:**

A problem occurred during the IPL of the system: Internal Firmware Error.

**Response:**

The FRU callouts are calculated at the time of the failure. See the error log for the actual replacement strategy.

---

**BC574103****Explanation:**

Unexpected IPL firmware data format error.

**Response:**

The FRU callouts are calculated at the time of the failure. See the error log for the actual replacement strategy.

---

**BC574104****Explanation:**

Unexpected IPL firmware data format error.

**Response:**

The FRU callouts are calculated at the time of the failure. See the error log for the actual replacement strategy.

---

**BC574105****Explanation:**

Unexpected IPL firmware data format error.

**Response:**

The FRU callouts are calculated at the time of the failure. See the error log for the actual replacement strategy.

---

**BC574106****Explanation:**

Unsupported device found during firmware IPL.

**Response:**

The FRU callouts are calculated at the time of the failure. See the error log for the actual replacement strategy.

---

**BC574107****Explanation:**

Unexpected boot firmware data format error.

**Response:**

The FRU callouts are calculated at the time of the failure. See the error log for the actual replacement strategy.

---

**BC574108****Explanation:**

Unexpected IPL firmware data format error.

**Response:**

The FRU callouts are calculated at the time of the failure. See the error log for the actual replacement strategy.

---

**BC574109****Explanation:**

Unexpected IPL firmware data format error.

**Response:**

The FRU callouts are calculated at the time of the failure. See the error log for the actual replacement strategy.

---

**BC57410A****Explanation:**

PCIE hotplug controller flash update failure.

**Response:**

The FRU callouts are calculated at the time of the failure. See the error log for the actual replacement strategy.

---

**BC57410B****Explanation:**

PCIE hotplug controller flash update failure.

**Response:**

The FRU callouts are calculated at the time of the failure. See the error log for the actual replacement strategy.

---

**BC57410C****Explanation:**

A problem occurred during the IPL of the system: Internal Firmware Error.

**Response:**

The FRU callouts are calculated at the time of the failure. See the error log for the actual replacement strategy.

---

**BC57410D****Explanation:**

Unexpected IPL firmware data format error.

**Response:**

The FRU callouts are calculated at the time of the failure. See the error log for the actual replacement strategy.

---

**BC57430C****Explanation:**

A problem occurred during IPL of the system.

**Response:**

The FRU callouts are calculated at the time of the failure. See the error log for the actual replacement strategy.

---

**BC57430D****Explanation:**

A problem occurred during IPL of the system.

**Response:**

The FRU callouts are calculated at the time of the failure. See the error log for the actual replacement strategy.

---

**BC57430E****Explanation:**

A problem occurred during IPL of the system.

**Response:**

The FRU callouts are calculated at the time of the failure. See the error log for the actual replacement strategy.

---

**BC57430F****Explanation:**

A problem occurred during IPL of the system.

**Response:**

The FRU callouts are calculated at the time of the failure. See the error log for the actual replacement strategy.

---

**BC5743FB**

**Explanation:**

Informational log associated with DIMM updates.

**Response:**

The FRU callouts are calculated at the time of the failure. See the error log for the actual replacement strategy.

---

**BC5743FC**

**Explanation:**

Informational log associated with DIMM updates.

**Response:**

The FRU callouts are calculated at the time of the failure. See the error log for the actual replacement strategy.

---

**BC5743FD**

**Explanation:**

Informational log associated with DIMM updates.

**Response:**

The FRU callouts are calculated at the time of the failure. See the error log for the actual replacement strategy.

---

**BC5743FE**

**Explanation:**

Informational log associated with DIMM updates.

**Response:**

The FRU callouts are calculated at the time of the failure. See the error log for the actual replacement strategy.

---

**BC574601**

**Explanation:**

A problem occurred during the IPL of the system.

**Response:**

The FRU callouts are calculated at the time of the failure. See the error log for the actual replacement strategy.

---

**BC574705**

**Explanation:**

A problem occurred during the IPL of the system.

**Response:**

The FRU callouts are calculated at the time of the failure. See the error log for the actual replacement strategy.

---

**BC574708**

**Explanation:**

A problem occurred during the IPL of the system.

**Response:**

The FRU callouts are calculated at the time of the failure. See the error log for the actual replacement strategy.

---

**BC579001**

**Explanation:**

Firmware encountered an internal error while retrieving target data.

**Response:**

The FRU callouts are calculated at the time of the failure. See the error log for the actual replacement strategy.

---

**BC579002**

**Explanation:**

Firmware encountered an internal error while retrieving target data.

**Response:**

The FRU callouts are calculated at the time of the failure. See the error log for the actual replacement strategy.

---

**BC579003**

**Explanation:**

Firmware encountered an internal error while retrieving attribute data.

**Response:**

The FRU callouts are calculated at the time of the failure. See the error log for the actual replacement strategy.

---

**BC579004**

**Explanation:**

Firmware encountered an internal error while retrieving attribute data.

**Response:**

The FRU callouts are calculated at the time of the failure. See the error log for the actual replacement strategy.

---

**BC579005**

**Explanation:**

Firmware encountered an internal error.

**Response:**

The FRU callouts are calculated at the time of the failure. See the error log for the actual replacement strategy.

---

**BC579006**

**Explanation:**

Firmware encountered an internal error while retrieving target data.

**Response:**

The FRU callouts are calculated at the time of the failure. See the error log for the actual replacement strategy.

---

**BC57900A****Explanation:**

Firmware encountered an internal error.

**Response:**

The FRU callouts are calculated at the time of the failure. See the error log for the actual replacement strategy.

---

**BC57900B****Explanation:**

Firmware encountered an internal error.

**Response:**

The FRU callouts are calculated at the time of the failure. See the error log for the actual replacement strategy.

---

**BC57900D****Explanation:**

Firmware encountered an internal error.

**Response:**

The FRU callouts are calculated at the time of the failure. See the error log for the actual replacement strategy.

---

**BC57900E****Explanation:**

Firmware encountered an internal error.

**Response:**

The FRU callouts are calculated at the time of the failure. See the error log for the actual replacement strategy.

---

**BC57900F****Explanation:**

Firmware encountered an internal error.

**Response:**

The FRU callouts are calculated at the time of the failure. See the error log for the actual replacement strategy.

---

**BC579010****Explanation:**

Firmware encountered an internal error.

**Response:**

The FRU callouts are calculated at the time of the failure. See the error log for the actual replacement strategy.

---

**BC579011****Explanation:**

During processor/memory subsystem initialization, an error was encountered: Failed trying to add another entry to a mainstore area address range array.

**Response:**

The FRU callouts are calculated at the time of the failure. See the error log for the actual replacement strategy.

---

**BC579012****Explanation:**

During processor/memory subsystem initialization, an error was encountered: Attempted to add a RAM FRU for an invalid mainstore area.

**Response:**

The FRU callouts are calculated at the time of the failure. See the error log for the actual replacement strategy.

---

**BC579014****Explanation:**

Firmware encountered an internal error while retrieving target handle.

**Response:**

The FRU callouts are calculated at the time of the failure. See the error log for the actual replacement strategy.

---

**BC579015****Explanation:**

Firmware encountered an internal error.

**Response:**

The FRU callouts are calculated at the time of the failure. See the error log for the actual replacement strategy.

---

**BC579016****Explanation:**

Firmware encountered an internal error.

**Response:**

The FRU callouts are calculated at the time of the failure. See the error log for the actual replacement strategy.

---

**BC579017****Explanation:**

Firmware encountered an internal error.

**Response:**

The FRU callouts are calculated at the time of the failure. See the error log for the actual replacement strategy.

---

**BC579018****Explanation:**

Firmware encountered an internal error.

**Response:**

The FRU callouts are calculated at the time of the failure. See the error log for the actual replacement strategy.

---

**BC579019****Explanation:**

Firmware encountered an internal error.

**Response:**

The FRU callouts are calculated at the time of the failure. See the error log for the actual replacement strategy.

---

**BC57901A****Explanation:**

Firmware encountered an internal error.

**Response:**

The FRU callouts are calculated at the time of the failure. See the error log for the actual replacement strategy.

---

**BC57901B****Explanation:**

Firmware encountered an internal error.

**Response:**

The FRU callouts are calculated at the time of the failure. See the error log for the actual replacement strategy.

---

**BC57901C****Explanation:**

Firmware encountered an internal error.

**Response:**

The FRU callouts are calculated at the time of the failure. See the error log for the actual replacement strategy.

---

**BC57901E****Explanation:**

Firmware encountered an internal error while getting obus brick ID.

**Response:**

The FRU callouts are calculated at the time of the failure. See the error log for the actual replacement strategy.

---

**BC57901F****Explanation:**

Firmware encountered an internal error while getting obus frequency bucket.

**Response:**

The FRU callouts are calculated at the time of the failure. See the error log for the actual replacement strategy.

---

**BC579020****Explanation:**

Firmware encountered an internal error while finding proc model and ec.

**Response:**

The FRU callouts are calculated at the time of the failure. See the error log for the actual replacement strategy.

---

**BC579021****Explanation:**

Firmware encountered an internal error while retrieving obus pll frequency values.

**Response:**

The FRU callouts are calculated at the time of the failure. See the error log for the actual replacement strategy.

---

**BC57E504****Explanation:**

During processor/memory subsystem initialization, an error was encountered: CEC hardware failure detected.

**Response:**

The FRU callouts are calculated at the time of the failure. See the error log for the actual replacement strategy.

---

**BC57E540****Explanation:**

During processor/memory subsystem initialization, an error was encountered: CEC hardware failure detected. Cause is most likely hardware, but there are other callouts including Software or Next Level Support.

**Response:**

The FRU callouts are calculated at the time of the failure. See the error log for the actual replacement strategy.

---

**BC57E550****Explanation:**

During processor/memory subsystem initialization, an error was encountered: CEC hardware failure detected. Cause is most likely Software, but there are also Hardware callouts.

**Response:**

The FRU callouts are calculated at the time of the failure. See the error log for the actual replacement strategy.

---

**BC57E560****Explanation:**

During processor/memory subsystem initialization, an error was encountered: CEC hardware failure detected. Cause is most likely Software.

---

**Response:**

The FRU callouts are calculated at the time of the failure. See the error log for the actual replacement strategy.

---

**BC57E570****Explanation:**

During processor/memory subsystem initialization, an error was encountered: An errorlog containing extra FFDC collected by the HWP.

**Response:**

The FRU callouts are calculated at the time of the failure. See the error log for the actual replacement strategy.

---

**BC57E580****Explanation:**

Chip diagnosis did not find any chip with an attention.

**Response:**

The FRU callouts are calculated at the time of the failure. See the error log for the actual replacement strategy.

---

**BC57E582****Explanation:**

During processor/memory subsystem initialization, an error was encountered: Invalid configuration in CS FIR Data handling.

**Response:**

The FRU callouts are calculated at the time of the failure. See the error log for the actual replacement strategy.

---

**BC57E583****Explanation:**

During processor/memory subsystem initialization, an error was encountered: NULL system target.

**Response:**

The FRU callouts are calculated at the time of the failure. See the error log for the actual replacement strategy.

---

**BC580102****Explanation:**

During processor/memory subsystem initialization, an error was encountered.

**Response:**

The FRU callouts are calculated at the time of the failure. Examine the error log for the actual replacement strategy.

---

**BC580103****Explanation:**

During processor/memory subsystem initialization, an error was encountered.

**Response:**

The FRU callouts are calculated at the time of the failure. Examine the error log for the actual replacement strategy.

---

**BC580104****Explanation:**

During processor/memory subsystem initialization, an error was encountered.

**Response:**

The FRU callouts are calculated at the time of the failure. Examine the error log for the actual replacement strategy.

---

**BC580105****Explanation:**

During processor/memory subsystem initialization, an error was encountered.

**Response:**

The FRU callouts are calculated at the time of the failure. Examine the error log for the actual replacement strategy.

---

**BC580107****Explanation:**

During processor/memory subsystem initialization, an error was encountered.

**Response:**

The FRU callouts are calculated at the time of the failure. Examine the error log for the actual replacement strategy.

---

**BC580202****Explanation:**

During processor/memory subsystem initialization, an error was encountered: A device driver operation was attempted for which no driver has been registered.

**Response:**

The FRU callouts are calculated at the time of the failure. See the error log for the actual replacement strategy.

---

**BC580203****Explanation:**

During processor/memory subsystem initialization, an error was encountered: A device driver operation on a NULL target.

**Response:**

The FRU callouts are calculated at the time of the failure. See the error log for the actual replacement strategy.

---

**BC580204****Explanation:**

During processor/memory subsystem initialization, an error was encountered: A double registration was attempted with the routing framework.

**Response:**

The FRU callouts are calculated at the time of the failure. See the error log for the actual replacement strategy.

---

**BC580301**

**Explanation:**

During processor/memory subsystem initialization, an error was encountered: The provided address is over 32 bits long which makes it invalid.

**Response:**

The FRU callouts are calculated at the time of the failure. See the error log for the actual replacement strategy.

---

**BC580302**

**Explanation:**

During processor/memory subsystem initialization, an error was encountered.

**Response:**

The FRU callouts are calculated at the time of the failure. Examine the error log for the actual replacement strategy.

---

**BC580303**

**Explanation:**

During processor/memory subsystem initialization, an error was encountered.

**Response:**

The FRU callouts are calculated at the time of the failure. Examine the error log for the actual replacement strategy.

---

**BC580305**

**Explanation:**

During processor/memory subsystem initialization, an error was encountered: Indirect SCOM Read error.

**Response:**

The FRU callouts are calculated at the time of the failure. See the error log for the actual replacement strategy.

---

**BC580306**

**Explanation:**

During processor/memory subsystem initialization, an error was encountered: Indirect SCOM complete bit did not come on.

**Response:**

The FRU callouts are calculated at the time of the failure. See the error log for the actual replacement strategy.

---

**BC580307**

**Explanation:**

During processor/memory subsystem initialization, an error was encountered: Indirect SCOM Write failed for this address.

**Response:**

The FRU callouts are calculated at the time of the failure. See the error log for the actual replacement strategy.

---

**BC580308**

**Explanation:**

During processor/memory subsystem initialization, an error was encountered: Indirect SCOM complete bit did not come on.

**Response:**

The FRU callouts are calculated at the time of the failure. See the error log for the actual replacement strategy.

---

**BC580309**

**Explanation:**

During processor/memory subsystem initialization, an error was encountered: Scom Translate not supported for this type.

**Response:**

The FRU callouts are calculated at the time of the failure. See the error log for the actual replacement strategy.

---

**BC58030A**

**Explanation:**

During processor/memory subsystem initialization, an error was encountered: Scom Translation did not modify the address.

**Response:**

The FRU callouts are calculated at the time of the failure. See the error log for the actual replacement strategy.

---

**BC58030C**

**Explanation:**

Firmware error during system IPL.

**Response:**

The FRU callouts are calculated at the time of the failure. See the error log for the actual replacement strategy.

---

**BC58030D**

**Explanation:**

Firmware error during system IPL.

**Response:**



The FRU callouts are calculated at the time of the failure. See the error log for the actual replacement strategy.

---

**BC58030E****Explanation:**

A problem occurred during the IPL of the system.

**Response:**

The FRU callouts are calculated at the time of the failure. See the error log for the actual replacement strategy.

---

**BC58030F****Explanation:**

During processor/memory subsystem initialization, an error was encountered: Bits 0:11 in user supplied data is not zero.

**Response:**

The FRU callouts are calculated at the time of the failure. See the error log for the actual replacement strategy.

---

**BC580310****Explanation:**

During processor/memory subsystem initialization, an error was encountered: No read op on form 1 indirect scom.

**Response:**

The FRU callouts are calculated at the time of the failure. See the error log for the actual replacement strategy.

---

**BC580311****Explanation:**

During processor/memory subsystem initialization, an error was encountered: Hypervisor wakeup failed.

**Response:**

The FRU callouts are calculated at the time of the failure. See the error log for the actual replacement strategy.

---

**BC580312****Explanation:**

During processor/memory subsystem initialization, an error was encountered: SCOM runtime interface not linked.

**Response:**

The FRU callouts are calculated at the time of the failure. See the error log for the actual replacement strategy.

---

**BC580313****Explanation:**

During processor/memory subsystem initialization, an error was encountered: Disabling special wakeup when not enabled.

**Response:**

The FRU callouts are calculated at the time of the failure. See the error log for the actual replacement strategy.

---

**BC580314****Explanation:**

During processor/memory subsystem initialization, an error was encountered: Scom Translate not supported for this type.

**Response:**

The FRU callouts are calculated at the time of the failure. See the error log for the actual replacement strategy.

---

**BC580315****Explanation:**

During processor/memory subsystem initialization, an error was encountered: Error from Hypervisor attempting SCOM.

**Response:**

The FRU callouts are calculated at the time of the failure. See the error log for the actual replacement strategy.

---

**BC580316****Explanation:**

During processor/memory subsystem initialization, an error was encountered: Buffer size is less than allowed or NULL data buffer.

**Response:**

The FRU callouts are calculated at the time of the failure. See the error log for the actual replacement strategy.

---

**BC580317****Explanation:**

During processor/memory subsystem initialization, an error was encountered: Scom invalid operation type.

**Response:**

The FRU callouts are calculated at the time of the failure. See the error log for the actual replacement strategy.

---

**BC580318****Explanation:**

Secure Boot failure.

**Response:**

The FRU callouts are calculated at the time of the failure. See the error log for the actual replacement strategy.

---

**BC580319****Explanation:**

Secure Boot failure.

**Response:**

The FRU callouts are calculated at the time of the failure. See the error log for the actual replacement strategy.

---

**BC58031A****Explanation:**

Secure Boot failure.

**Response:**

The FRU callouts are calculated at the time of the failure. See the error log for the actual replacement strategy.

---

**BC58031B****Explanation:**

Secure Boot failure.

**Response:**

The FRU callouts are calculated at the time of the failure. See the error log for the actual replacement strategy.

---

**BC58031C****Explanation:**

Secure Boot failure.

**Response:**

The FRU callouts are calculated at the time of the failure. See the error log for the actual replacement strategy.

---

**BC58031D****Explanation:**

During processor/memory subsystem initialization, an error was encountered: Invalid mode parm for wakeup operation.

**Response:**

The FRU callouts are calculated at the time of the failure. See the error log for the actual replacement strategy.

---

**BC58031E****Explanation:**

During processor/memory subsystem initialization, an error was encountered: Unexpectedly forcing wakeup off when the counter is non-zero, implies a bug in the code flow.

**Response:**

The FRU callouts are calculated at the time of the failure. See the error log for the actual replacement strategy.

---

**BC58031F****Explanation:**

During processor/memory subsystem initialization, an error was encountered: Unsupported multicast op.

**Response:**

The FRU callouts are calculated at the time of the failure. See the error log for the actual replacement strategy.

---

**BC580401****Explanation:**

During processor/memory subsystem initialization, an error was encountered: XSCoM access error.

**Response:**

The FRU callouts are calculated at the time of the failure. See the error log for the actual replacement strategy.

---

**BC580402****Explanation:**

During processor/memory subsystem initialization, an error was encountered.

**Response:**

The FRU callouts are calculated at the time of the failure. Examine the error log for the actual replacement strategy.

---

**BC580403****Explanation:**

During processor/memory subsystem initialization, an error was encountered.

**Response:**

The FRU callouts are calculated at the time of the failure. Examine the error log for the actual replacement strategy.

---

**BC580404****Explanation:**

During processor/memory subsystem initialization, an error was encountered.

**Response:**

The FRU callouts are calculated at the time of the failure. Examine the error log for the actual replacement strategy.

---

**BC580405****Explanation:**

A problem occurred during the IPL of the system.

**Response:**

The FRU callouts are calculated at the time of the failure. See the error log for the actual replacement strategy.

---

**BC580406****Explanation:**

During processor/memory subsystem initialization, an error was encountered.

**Response:**

The FRU callouts are calculated at the time of the failure. Examine the error log for the actual replacement strategy.

---

**BC580407**

**Explanation:**

During processor/memory subsystem initialization, an error was encountered.

**Response:**

The FRU callouts are calculated at the time of the failure. Examine the error log for the actual replacement strategy.

---

**BC580501**

**Explanation:**

During processor/memory subsystem initialization, an error was encountered: Initialization Service failed to start a task.

**Response:**

The FRU callouts are calculated at the time of the failure. See the error log for the actual replacement strategy.

---

**BC580502**

**Explanation:**

During processor/memory subsystem initialization, an error was encountered: Initialization Service attempted to start a function within a module but the function failed to launch.

**Response:**

The FRU callouts are calculated at the time of the failure. See the error log for the actual replacement strategy.

---

**BC580503**

**Explanation:**

During processor/memory subsystem initialization, an error was encountered: One or more CxxTest Unit Tests failed.

**Response:**

The FRU callouts are calculated at the time of the failure. See the error log for the actual replacement strategy.

---

**BC580504**

**Explanation:**

During processor/memory subsystem initialization, an error was encountered: Could not FLUSH virtual memory.

**Response:**

The FRU callouts are calculated at the time of the failure. See the error log for the actual replacement strategy.

---

**BC580505**

**Explanation:**

During processor/memory subsystem initialization, an error was encountered: Initialization Service launched a task and the task returned an error.

**Response:**

The FRU callouts are calculated at the time of the failure. See the error log for the actual replacement strategy.

---

**BC580506**

**Explanation:**

During processor/memory subsystem initialization, an error was encountered: Initialization Service launched a function and the task returned an error.

**Response:**

The FRU callouts are calculated at the time of the failure. See the error log for the actual replacement strategy.

---

**BC580507**

**Explanation:**

During processor/memory subsystem initialization, an error was encountered: Initialization Service failed to load a module needed to load a function or task. UserDetails will contain the name of the function or task.

**Response:**

The FRU callouts are calculated at the time of the failure. See the error log for the actual replacement strategy.

---

**BC580508**

**Explanation:**

During processor/memory subsystem initialization, an error was encountered: Request to send Istep Complete msg to Fsp, but no outstanding message from service processor found.

**Response:**

The FRU callouts are calculated at the time of the failure. See the error log for the actual replacement strategy.

---

**BC580509**

**Explanation:**

During processor/memory subsystem initialization, an error was encountered: IStep failed and HW deconfigured. Looped back to an earlier istep (Reconfigure loop).

**Response:**

The FRU callouts are calculated at the time of the failure. See the error log for the actual replacement strategy.

---

**BC58050A****Explanation:**

A hardware error occurred during the IPL. See previous logs for details.

**Response:**

The FRU callouts are calculated at the time of the failure. See the error log for the actual replacement strategy.

---

**BC58050B****Explanation:**

During processor/memory subsystem initialization, an error was encountered: Received shutdown request from service processor.

**Response:**

The FRU callouts are calculated at the time of the failure. See the error log for the actual replacement strategy.

---

**BC58050C****Explanation:**

A problem occurred during the IPL of the system.

**Response:**

The FRU callouts are calculated at the time of the failure. See the error log for the actual replacement strategy.

---

**BC58050D****Explanation:**

During processor/memory subsystem initialization, an error was encountered: Istep messaged received by non-master node.

**Response:**

The FRU callouts are calculated at the time of the failure. See the error log for the actual replacement strategy.

---

**BC58050F****Explanation:**

A reconfigure loop is being induced for testing purposes.

**Response:**

The FRU callouts are calculated at the time of the failure. See the error log for the actual replacement strategy.

---

**BC580510****Explanation:**

During processor/memory subsystem initialization, an error was encountered: Received shutdown request due to deconfigure outside of reconfig loop.

**Response:**

The FRU callouts are calculated at the time of the failure. See the error log for the actual replacement strategy.

---

**BC580511****Explanation:**

An internal firmware error occurred.

**Response:**

The FRU callouts are calculated at the time of the failure. See the error log for the actual replacement strategy.

---

**BC580512****Explanation:**

Node is no longer accepting istep requests.

**Response:**

The FRU callouts are calculated at the time of the failure. See the error log for the actual replacement strategy.

---

**BC580516****Explanation:**

Firmware error during boot.

**Response:**

The FRU callouts are calculated at the time of the failure. See the error log for the actual replacement strategy.

---

**BC580601****Explanation:**

A problem occurred while accessing the boot flash.

**Response:**

The FRU callouts are calculated at the time of the failure. See the error log for the actual replacement strategy.

---

**BC580602****Explanation:**

A problem occurred while accessing the boot flash.

**Response:**

The FRU callouts are calculated at the time of the failure. See the error log for the actual replacement strategy.

---

**BC580603****Explanation:**

During processor/memory subsystem initialization, an error was encountered: invalid section passed to flush.

**Response:**

The FRU callouts are calculated at the time of the failure. See the error log for the actual replacement strategy.

---

**BC580604**

**Explanation:**

A problem occurred while initializing secure PNOR.

**Response:**

The FRU callouts are calculated at the time of the failure. See the error log for the actual replacement strategy.

---

**BC580605****Explanation:**

Processor NOR flash: A problem occurred while accessing the boot flash.

**Response:**

The FRU callouts are calculated at the time of the failure. See the error log for the actual replacement strategy.

---

**BC580606****Explanation:**

A problem occurred while accessing the boot flash.

**Response:**

The FRU callouts are calculated at the time of the failure. See the error log for the actual replacement strategy.

---

**BC580607****Explanation:**

During processor/memory subsystem initialization, an error was encountered: Unsupported Reset Level requested.

**Response:**

The FRU callouts are calculated at the time of the failure. See the error log for the actual replacement strategy.

---

**BC580608****Explanation:**

LPC bus error communicating with the BMC.

**Response:**

The FRU callouts are calculated at the time of the failure. See the error log for the actual replacement strategy.

---

**BC580609****Explanation:**

A problem occurred while accessing the boot flash.

**Response:**

The FRU callouts are calculated at the time of the failure. See the error log for the actual replacement strategy.

---

**BC58060B****Explanation:**

Hardware error accessing flash during IPL.

**Response:**

The FRU callouts are calculated at the time of the failure. See the error log for the actual replacement strategy.

---

**BC58060C****Explanation:**

Fail verifying Flash File System (FFS) Header on Master Candidate Processor NOR flash Table of Contents

**Response:**

The FRU callouts are calculated at the time of the failure. See the error log for the actual replacement strategy.

---

**BC580610****Explanation:**

A problem occurred while accessing the boot flash.

**Response:**

The FRU callouts are calculated at the time of the failure. See the error log for the actual replacement strategy.

---

**BC580612****Explanation:**

Hardware error accessing flash during IPL.

**Response:**

The FRU callouts are calculated at the time of the failure. See the error log for the actual replacement strategy.

---

**BC580614****Explanation:**

Firmware error accessing flash during IPL.

**Response:**

The FRU callouts are calculated at the time of the failure. See the error log for the actual replacement strategy.

---

**BC580615****Explanation:**

BMC not responding while accessing the flash.

**Response:**

The FRU callouts are calculated at the time of the failure. See the error log for the actual replacement strategy.

---

**BC580616****Explanation:**

Error accessing system firmware flash.

**Response:**

The FRU callouts are calculated at the time of the failure. See the error log for the actual replacement strategy.

---

**BC580617****Explanation:**

Error accessing system firmware flash.

**Response:**

The FRU callouts are calculated at the time of the failure. See the error log for the actual replacement strategy.

---

**BC580619**

**Explanation:**

A problem occurred while reading Processor NOR flash partition table.

**Response:**

The FRU callouts are calculated at the time of the failure. See the error log for the actual replacement strategy.

---

**BC58061B**

**Explanation:**

During processor/memory subsystem initialization, an error was encountered: invalid section passed to getSectionInfo or section prohibited by secureboot.

**Response:**

The FRU callouts are calculated at the time of the failure. See the error log for the actual replacement strategy.

---

**BC58061C**

**Explanation:**

During processor/memory subsystem initialization, an error was encountered: UNCORRECTABLE ECC.

**Response:**

The FRU callouts are calculated at the time of the failure. See the error log for the actual replacement strategy.

---

**BC58061D**

**Explanation:**

During processor/memory subsystem initialization, an error was encountered: section size is zero.

**Response:**

The FRU callouts are calculated at the time of the failure. See the error log for the actual replacement strategy.

---

**BC58061E**

**Explanation:**

Failed to remove pages.

**Response:**

The FRU callouts are calculated at the time of the failure. See the error log for the actual replacement strategy.

---

**BC58061F**

**Explanation:**

Error accessing system firmware flash.

**Response:**

The FRU callouts are calculated at the time of the failure. See the error log for the actual replacement strategy.

---

**BC580620**

**Explanation:**

Error accessing system firmware flash.

**Response:**

The FRU callouts are calculated at the time of the failure. See the error log for the actual replacement strategy.

---

**BC580621**

**Explanation:**

During processor/memory subsystem initialization, an error was encountered: Non ECC protected section is passed to fixECC.

**Response:**

The FRU callouts are calculated at the time of the failure. See the error log for the actual replacement strategy.

---

**BC580622**

**Explanation:**

A problem occurred while reading Processor NOR flash partition table.

**Response:**

The FRU callouts are calculated at the time of the failure. See the error log for the actual replacement strategy.

---

**BC580623**

**Explanation:**

A problem occurred while reading Processor NOR flash partition table.

**Response:**

The FRU callouts are calculated at the time of the failure. See the error log for the actual replacement strategy.

---

**BC580627**

**Explanation:**

A problem occurred while accessing the boot flash.

**Response:**

The FRU callouts are calculated at the time of the failure. See the error log for the actual replacement strategy.

---

**BC580629**

**Explanation:**

No valid Table of Contents (TOC) found for Processor NOR flash.

**Response:**

The FRU callouts are calculated at the time of the failure. See the error log for the actual replacement strategy.

---

**BC58062A****Explanation:**

Error accessing system firmware flash.

**Response:**

The FRU callouts are calculated at the time of the failure. See the error log for the actual replacement strategy.

---

**BC58062B****Explanation:**

A problem occurred while reading Processor NOR flash partition table.

**Response:**

The FRU callouts are calculated at the time of the failure. See the error log for the actual replacement strategy.

---

**BC58062C****Explanation:**

A problem occurred while reading Processor NOR flash partition table.

**Response:**

The FRU callouts are calculated at the time of the failure. See the error log for the actual replacement strategy.

---

**BC58062D****Explanation:**

A problem occurred while reading Processor NOR flash partition table.

**Response:**

The FRU callouts are calculated at the time of the failure. See the error log for the actual replacement strategy.

---

**BC58062F****Explanation:**

Firmware level mismatch.

**Response:**

The FRU callouts are calculated at the time of the failure. See the error log for the actual replacement strategy.

---

**BC580630****Explanation:**

Secureboot key transition failure.

**Response:**

The FRU callouts are calculated at the time of the failure. See the error log for the actual replacement strategy.

---

**BC580631****Explanation:**

Firmware Error.

**Response:**

The FRU callouts are calculated at the time of the failure. See the error log for the actual replacement strategy.

---

**BC580632****Explanation:**

BMC not responding while accessing the flash.

**Response:**

The FRU callouts are calculated at the time of the failure. See the error log for the actual replacement strategy.

---

**BC580633****Explanation:**

BMC not responding while accessing the flash.

**Response:**

The FRU callouts are calculated at the time of the failure. See the error log for the actual replacement strategy.

---

**BC580634****Explanation:**

Security failure: unable to securely load requested firmware.

**Response:**

The FRU callouts are calculated at the time of the failure. See the error log for the actual replacement strategy.

---

**BC580635****Explanation:**

A problem occurred within the security subsystem.

**Response:**

The FRU callouts are calculated at the time of the failure. See the error log for the actual replacement strategy.

---

**BC580636****Explanation:**

A problem occurred within the security subsystem.

**Response:**

The FRU callouts are calculated at the time of the failure. See the error log for the actual replacement strategy.

---

**BC580637****Explanation:**

A problem occurred within the security subsystem.

**Response:**

The FRU callouts are calculated at the time of the failure. See the error log for the actual replacement strategy.

---

**BC580638****Explanation:**

Failure in security subsystem.

**Response:**

The FRU callouts are calculated at the time of the failure. See the error log for the actual replacement strategy.

---

**BC580639****Explanation:**

Platform Security Error.

**Response:**

The FRU callouts are calculated at the time of the failure. See the error log for the actual replacement strategy.

---

**BC58063A****Explanation:**

Failure in security subsystem.

**Response:**

The FRU callouts are calculated at the time of the failure. See the error log for the actual replacement strategy.

---

**BC58063B****Explanation:**

Failure in security subsystem.

**Response:**

The FRU callouts are calculated at the time of the failure. See the error log for the actual replacement strategy.

---

**BC58063C****Explanation:**

Failure in security subsystem.

**Response:**

The FRU callouts are calculated at the time of the failure. See the error log for the actual replacement strategy.

---

**BC58063D****Explanation:**

A problem occurred while reading Processor NOR flash partition table.

**Response:**

The FRU callouts are calculated at the time of the failure. See the error log for the actual replacement strategy.

---

**BC580702****Explanation:**

A problem occurred during the IPL of the system.

**Response:**

The FRU callouts are calculated at the time of the failure. See the error log for the actual replacement strategy.

---

**BC580703****Explanation:**

During processor/memory subsystem initialization, an error was encountered: Timed out waiting for data in FIFO to read.

**Response:**

The FRU callouts are calculated at the time of the failure. See the error log for the actual replacement strategy.

---

**BC580705****Explanation:**

During processor/memory subsystem initialization, an error was encountered: Timed out waiting for command complete.

**Response:**

The FRU callouts are calculated at the time of the failure. See the error log for the actual replacement strategy.

---

**BC580706****Explanation:**

A problem occurred during the IPL of the system: An error was found in the I2C status register.

**Response:**

The FRU callouts are calculated at the time of the failure. See the error log for the actual replacement strategy.

---

**BC580707****Explanation:**

During processor/memory subsystem initialization, an error was encountered: Master Sentinel chip was used as a target for an I2C operation. This is not permitted.

**Response:**

The FRU callouts are calculated at the time of the failure. See the error log for the actual replacement strategy.

---

**BC58070A****Explanation:**

A problem occurred during the IPL of the system.

**Response:**

The FRU callouts are calculated at the time of the failure. See the error log for the actual replacement strategy.

---

**BC58070B****Explanation:**



A problem occurred during the IPL of the system: A NACK error was found in the I2C Status register.

**Response:**

The FRU callouts are calculated at the time of the failure. See the error log for the actual replacement strategy.

---

**BC58070C**

**Explanation:**

A problem occurred during the IPL of the system: A Bus Arbitration Lost error was found in the I2C status register.

**Response:**

The FRU callouts are calculated at the time of the failure. See the error log for the actual replacement strategy.

---

**BC58070D**

**Explanation:**

During processor/memory subsystem initialization, an error was encountered: I2C read/write interface not linked.

**Response:**

The FRU callouts are calculated at the time of the failure. See the error log for the actual replacement strategy.

---

**BC58070E**

**Explanation:**

During processor/memory subsystem initialization, an error was encountered: I2C access error.

**Response:**

The FRU callouts are calculated at the time of the failure. See the error log for the actual replacement strategy.

---

**BC58070F**

**Explanation:**

During processor/memory subsystem initialization, an error was encountered: I2C offset length is invalid.

**Response:**

The FRU callouts are calculated at the time of the failure. See the error log for the actual replacement strategy.

---

**BC580710**

**Explanation:**

During processor/memory subsystem initialization, an error was encountered: There was an error retrieving the EEPROM page mutex for this i2c master engine.

**Response:**

The FRU callouts are calculated at the time of the failure. See the error log for the actual replacement strategy.

---

**BC580711**

**Explanation:**

During processor/memory subsystem initialization, an error was encountered: Invalid page requested.

**Response:**

The FRU callouts are calculated at the time of the failure. See the error log for the actual replacement strategy.

---

**BC580712**

**Explanation:**

During processor/memory subsystem initialization, an error was encountered: I2C master encountered an error while trying to unlock the eepromPage.

**Response:**

The FRU callouts are calculated at the time of the failure. See the error log for the actual replacement strategy.

---

**BC580713**

**Explanation:**

A problem occurred during the IPL of the system.

**Response:**

The FRU callouts are calculated at the time of the failure. See the error log for the actual replacement strategy.

---

**BC580714**

**Explanation:**

Unexpected boot firmware error.

**Response:**

The FRU callouts are calculated at the time of the failure. See the error log for the actual replacement strategy.

---

**BC580715**

**Explanation:**

Unexpected boot firmware error.

**Response:**

The FRU callouts are calculated at the time of the failure. See the error log for the actual replacement strategy.

---

**BC580716**

**Explanation:**

Firmware error during boot.

**Response:**

The FRU callouts are calculated at the time of the failure. See the error log for the actual replacement strategy.

---

**BC580717**

**Explanation:**

Firmware error during boot.

**Response:**

The FRU callouts are calculated at the time of the failure. See the error log for the actual replacement strategy.

---

**BC580718****Explanation:**

Unexpected firmware error.

**Response:**

The FRU callouts are calculated at the time of the failure. See the error log for the actual replacement strategy.

---

**BC580719****Explanation:**

Unexpected firmware error.

**Response:**

The FRU callouts are calculated at the time of the failure. See the error log for the actual replacement strategy.

---

**BC58071A****Explanation:**

Unexpected firmware error.

**Response:**

The FRU callouts are calculated at the time of the failure. See the error log for the actual replacement strategy.

---

**BC58071B****Explanation:**

Unexpected firmware error.

**Response:**

The FRU callouts are calculated at the time of the failure. See the error log for the actual replacement strategy.

---

**BC58071C****Explanation:**

Unexpected firmware error.

**Response:**

The FRU callouts are calculated at the time of the failure. See the error log for the actual replacement strategy.

---

**BC58071D****Explanation:**

Unexpected firmware error.

**Response:**

The FRU callouts are calculated at the time of the failure. See the error log for the actual replacement strategy.

---

**BC580801****Explanation:**

During processor/memory subsystem initialization, an error was encountered: Could not load/unload module.

**Response:**

The FRU callouts are calculated at the time of the failure. See the error log for the actual replacement strategy.

---

**BC580803****Explanation:**

During processor/memory subsystem initialization, an error was encountered: Could not allocate virtual memory.

**Response:**

The FRU callouts are calculated at the time of the failure. See the error log for the actual replacement strategy.

---

**BC580804****Explanation:**

During processor/memory subsystem initialization, an error was encountered: Could not set permissions on virtual memory.

**Response:**

The FRU callouts are calculated at the time of the failure. See the error log for the actual replacement strategy.

---

**BC580805****Explanation:**

During processor/memory subsystem initialization, an error was encountered: Module does not exist.

**Response:**

The FRU callouts are calculated at the time of the failure. See the error log for the actual replacement strategy.

---

**BC580806****Explanation:**

During processor/memory subsystem initialization, an error was encountered: Module is not a data module.

**Response:**

The FRU callouts are calculated at the time of the failure. See the error log for the actual replacement strategy.

---

**BC580807****Explanation:**

A problem was detected during the IPL of the system: Task crashed.

**Response:**

The FRU callouts are calculated at the time of the failure. See the error log for the actual replacement strategy.

---

**BC580808**

**Explanation:**

Corrupted flash image or firmware error during system boot.

**Response:**

The FRU callouts are calculated at the time of the failure. See the error log for the actual replacement strategy.

---

**BC580901****Explanation:**

A problem was detected during the IPL of the system: A hardware initialization procedure requested an invalid attribute.

**Response:**

The FRU callouts are calculated at the time of the failure. See the error log for the actual replacement strategy.

---

**BC580902****Explanation:**

During processor/memory subsystem initialization, an error was encountered: Request for EC features on an attribute without EC features.

**Response:**

The FRU callouts are calculated at the time of the failure. See the error log for the actual replacement strategy.

---

**BC580907****Explanation:**

Internal firmware error.

**Response:**

The FRU callouts are calculated at the time of the failure. See the error log for the actual replacement strategy.

---

**BC580908****Explanation:**

Firmware Error.

**Response:**

The FRU callouts are calculated at the time of the failure. See the error log for the actual replacement strategy.

---

**BC580909****Explanation:**

Firmware Error.

**Response:**

The FRU callouts are calculated at the time of the failure. See the error log for the actual replacement strategy.

---

**BC58090A****Explanation:**

Firmware Error.

**Response:**

The FRU callouts are calculated at the time of the failure. See the error log for the actual replacement strategy.

---

**BC58090D****Explanation:**

Firmware error during IPL.

**Response:**

The FRU callouts are calculated at the time of the failure. See the error log for the actual replacement strategy.

---

**BC58090E****Explanation:**

Firmware error during IPL.

**Response:**

The FRU callouts are calculated at the time of the failure. See the error log for the actual replacement strategy.

---

**BC58090F****Explanation:**

Error initializing processor/memory subsystem during boot. See FRU list for repair actions.

**Response:**

The FRU callouts are calculated at the time of the failure. See the error log for the actual replacement strategy.

---

**BC580910****Explanation:**

Firmware error during IPL.

**Response:**

The FRU callouts are calculated at the time of the failure. See the error log for the actual replacement strategy.

---

**BC580911****Explanation:**

Firmware error during IPL.

**Response:**

The FRU callouts are calculated at the time of the failure. See the error log for the actual replacement strategy.

---

**BC580912****Explanation:**

A problem occurred during the IPL of the system.

**Response:**

The FRU callouts are calculated at the time of the failure. Examine the error log for the actual replacement strategy.

---

**BC580913**

**Explanation:**

During processor/memory subsystem initialization, an error was encountered.

**Response:**

The FRU callouts are calculated at the time of the failure. Examine the error log for the actual replacement strategy.

---

**BC580914****Explanation:**

During processor/memory subsystem initialization, an error was encountered.

**Response:**

The FRU callouts are calculated at the time of the failure. Examine the error log for the actual replacement strategy.

---

**BC580915****Explanation:**

During processor/memory subsystem initialization, an error was encountered.

**Response:**

The FRU callouts are calculated at the time of the failure. Examine the error log for the actual replacement strategy.

---

**BC580916****Explanation:**

During processor/memory subsystem initialization, an error was encountered.

**Response:**

The FRU callouts are calculated at the time of the failure. Examine the error log for the actual replacement strategy.

---

**BC580917****Explanation:**

During processor/memory subsystem initialization, an error was encountered.

**Response:**

The FRU callouts are calculated at the time of the failure. Examine the error log for the actual replacement strategy.

---

**BC58091B****Explanation:**

A problem occurred during the IPL of the system.

**Response:**

The FRU callouts are calculated at the time of the failure. Examine the error log for the actual replacement strategy.

---

**BC58091C****Explanation:**

During processor/memory subsystem initialization, an error was encountered.

**Response:**

The FRU callouts are calculated at the time of the failure. Examine the error log for the actual replacement strategy.

---

**BC58091D****Explanation:**

A problem occurred during the IPL of the system.

**Response:**

The FRU callouts are calculated at the time of the failure. Examine the error log for the actual replacement strategy.

---

**BC58091E****Explanation:**

During processor/memory subsystem initialization, an error was encountered.

**Response:**

The FRU callouts are calculated at the time of the failure. Examine the error log for the actual replacement strategy.

---

**BC58091F****Explanation:**

During processor/memory subsystem initialization, an error was encountered.

**Response:**

The FRU callouts are calculated at the time of the failure. Examine the error log for the actual replacement strategy.

---

**BC580920****Explanation:**

A problem occurred during the IPL of the system.

**Response:**

The FRU callouts are calculated at the time of the failure. Examine the error log for the actual replacement strategy.

---

**BC580921****Explanation:**

A problem occurred during the IPL of the system.

**Response:**

The FRU callouts are calculated at the time of the failure. Examine the error log for the actual replacement strategy.

---

**BC580922****Explanation:**

A problem occurred during the IPL of the system.

**Response:**

The FRU callouts are calculated at the time of the failure. Examine the error log for the actual replacement strategy.

---

**BC580923****Explanation:**

A problem occurred during the IPL of the system.

**Response:**

The FRU callouts are calculated at the time of the failure. Examine the error log for the actual replacement strategy.

---

**BC580924****Explanation:**

Error unmapping memory section.

**Response:**

The FRU callouts are calculated at the time of the failure. See the error log for the actual replacement strategy.

---

**BC580925****Explanation:**

During processor/memory subsystem initialization, an error was encountered: The hwsv returned a message where the extra data was null. This should not happen so need to tell HostBoot to stop the ipl.

**Response:**

The FRU callouts are calculated at the time of the failure. See the error log for the actual replacement strategy.

---

**BC580926****Explanation:**

During processor/memory subsystem initialization, an error was encountered: The hwsv found an error while processing the message so it sent an error message back to indicate to HostBoot to stop the IPL. Userdata1 will have the error PLID from hwsv's errorlog.

**Response:**

The FRU callouts are calculated at the time of the failure. See the error log for the actual replacement strategy.

---

**BC580927****Explanation:**

During processor/memory subsystem initialization, an error was encountered: The hwsv returned a message where there was an error when the powr function was called. userdata1 contains the errorlog plid from hwsv generated by the powr function.

**Response:**

The FRU callouts are calculated at the time of the failure. See the error log for the actual replacement strategy.

---

**BC580928****Explanation:**

During processor/memory subsystem initialization, an error was encountered: HB got an incorrect type message. HB did not provide the correct message type in the istep. Userdata1 shows the message type passed in.

**Response:**

The FRU callouts are calculated at the time of the failure. See the error log for the actual replacement strategy.

---

**BC580929****Explanation:**

A problem occurred during the IPL of the system.

**Response:**

The FRU callouts are calculated at the time of the failure. Examine the error log for the actual replacement strategy.

---

**BC58092A****Explanation:**

During processor/memory subsystem initialization, an error was encountered: messages from other nodes have not returned in time.

**Response:**

The FRU callouts are calculated at the time of the failure. See the error log for the actual replacement strategy.

---

**BC58092B****Explanation:**

During processor/memory subsystem initialization, an error was encountered: host coalesce host timer thread failed.

**Response:**

The FRU callouts are calculated at the time of the failure. See the error log for the actual replacement strategy.

---

**BC58092C****Explanation:**

During processor/memory subsystem initialization, an error was encountered.

**Response:**

The FRU callouts are calculated at the time of the failure. Examine the error log for the actual replacement strategy.

---

**BC58092D****Explanation:**

During processor/memory subsystem initialization, an error was encountered.

**Response:**

The FRU callouts are calculated at the time of the failure. Examine the error log for the actual replacement strategy.

---

**BC58092E****Explanation:**

During processor/memory subsystem initialization, an error was encountered: Request given to load payload into mirrored memory, but no mirrored memory exists at that location.

**Response:**

The FRU callouts are calculated at the time of the failure. See the error log for the actual replacement strategy.

---

**BC580930****Explanation:**

Read/write requested while in DISABLE\_DRAM\_REPAIRS mode found extra bad bits set for DIMM.

**Response:**

The FRU callouts are calculated at the time of the failure. See the error log for the actual replacement strategy.

---

**BC580931****Explanation:**

A problem occurred during the IPL of the system.

**Response:**

The FRU callouts are calculated at the time of the failure. See the error log for the actual replacement strategy.

---

**BC580932****Explanation:**

A problem occurred during the IPL of the system.

**Response:**

The FRU callouts are calculated at the time of the failure. See the error log for the actual replacement strategy.

---

**BC580933****Explanation:**

During processor/memory subsystem initialization, an error was encountered: Failed due to wrong DIMM type.

**Response:**

The FRU callouts are calculated at the time of the failure. See the error log for the actual replacement strategy.

---

**BC580934****Explanation:**

During processor/memory subsystem initialization, an error was encountered: Either nominal, max turbo or

min power save frequency for the processor HUID (userdata1) is zero.

**Response:**

The FRU callouts are calculated at the time of the failure. See the error log for the actual replacement strategy.

---

**BC580935****Explanation:**

During processor/memory subsystem initialization, an error was encountered: Input buffer size is smaller than expected length.

**Response:**

The FRU callouts are calculated at the time of the failure. See the error log for the actual replacement strategy.

---

**BC580936****Explanation:**

During processor/memory subsystem initialization, an error was encountered: Nominal frequency(userdata1) does not match nominal frequency(userdata2) on other cores. Should be the same for all chips.

**Response:**

The FRU callouts are calculated at the time of the failure. See the error log for the actual replacement strategy.

---

**BC580937****Explanation:**

During processor/memory subsystem initialization, an error was encountered: Invalid bucket id found for the voltage data.

**Response:**

The FRU callouts are calculated at the time of the failure. See the error log for the actual replacement strategy.

---

**BC580938****Explanation:**

During processor/memory subsystem initialization, an error was encountered: Bucket id from PR keyword does not match bucket id in the voltage data.

**Response:**

The FRU callouts are calculated at the time of the failure. See the error log for the actual replacement strategy.

---

**BC580939****Explanation:**

During processor/memory subsystem initialization, an error was encountered: Unsupported #V keyword data version found.

**Response:**

The FRU callouts are calculated at the time of the failure. See the error log for the actual replacement strategy.

---

**BC58093B****Explanation:**

During processor/memory subsystem initialization, an error was encountered: When Workload Optimized Frequency (WOF) is enabled, ultra turbo freq should not be 0.

**Response:**

The FRU callouts are calculated at the time of the failure. See the error log for the actual replacement strategy.

---

**BC58093C****Explanation:**

During processor/memory subsystem initialization, an error was encountered: When Workload Optimized Frequency (WOF) is enabled, the WOF Freq Uplift index should be 1,2,3, or 4.

**Response:**

The FRU callouts are calculated at the time of the failure. See the error log for the actual replacement strategy.

---

**BC58093D****Explanation:**

A problem occurred during the IPL of the system.

**Response:**

The FRU callouts are calculated at the time of the failure. See the error log for the actual replacement strategy.

---

**BC58093E****Explanation:**

Error uncompressing payload image from boot flash.

**Response:**

The FRU callouts are calculated at the time of the failure. See the error log for the actual replacement strategy.

---

**BC580A01****Explanation:**

An internal function called the FSI device driver with an improper data length.

**Response:**

The FRU callouts are calculated at the time of the failure. See the error log for the actual replacement strategy.

---

**BC580A03****Explanation:**

A problem occurred during the IPL of the system.

**Response:**

The FRU callouts are calculated at the time of the failure. See the error log for the actual replacement strategy.

---

**BC580A04****Explanation:**

A problem occurred during the IPL of the system.

**Response:**

The FRU callouts are calculated at the time of the failure. See the error log for the actual replacement strategy.

---

**BC580A06****Explanation:**

A problem occurred during the IPL of the system.

**Response:**

The FRU callouts are calculated at the time of the failure. See the error log for the actual replacement strategy.

---

**BC580A08****Explanation:**

A problem occurred during the IPL of the system.

**Response:**

The FRU callouts are calculated at the time of the failure. See the error log for the actual replacement strategy.

---

**BC580A09****Explanation:**

A problem occurred during the IPL of the system.

**Response:**

The FRU callouts are calculated at the time of the failure. See the error log for the actual replacement strategy.

---

**BC580A0A****Explanation:**

A problem occurred during the IPL of the system.

**Response:**

The FRU callouts are calculated at the time of the failure. See the error log for the actual replacement strategy.

---

**BC580A0B****Explanation:**

A problem occurred during the IPL of the system.

**Response:**

The FRU callouts are calculated at the time of the failure. See the error log for the actual replacement strategy.

---

**BC580A0C****Explanation:**

A problem occurred during the IPL of the system.

**Response:**

The FRU callouts are calculated at the time of the failure. See the error log for the actual replacement strategy.

---

**BC580A0D****Explanation:**

A problem occurred during the IPL of the system.

**Response:**

The FRU callouts are calculated at the time of the failure. See the error log for the actual replacement strategy.

---

**BC580A0E****Explanation:**

A problem occurred during the IPL of the system.

**Response:**

The FRU callouts are calculated at the time of the failure. See the error log for the actual replacement strategy.

---

**BC580A0F****Explanation:**

FSI and MVPD do not agree.

**Response:**

The FRU callouts are calculated at the time of the failure. See the error log for the actual replacement strategy.

---

**BC580A10****Explanation:**

FSI and CVPD do not agree.

**Response:**

The FRU callouts are calculated at the time of the failure. See the error log for the actual replacement strategy.

---

**BC580A11****Explanation:**

A problem occurred during the IPL of the system.

**Response:**

The FRU callouts are calculated at the time of the failure. See the error log for the actual replacement strategy.

---

**BC580A12****Explanation:**

A problem occurred during the IPL of the system.

**Response:**

The FRU callouts are calculated at the time of the failure. See the error log for the actual replacement strategy.

---

**BC580B01****Explanation:**

During processor/memory subsystem initialization, an error was encountered.

**Response:**

The FRU callouts are calculated at the time of the failure. Examine the error log for the actual replacement strategy.

---

**BC580B02****Explanation:**

A problem occurred during the IPL of the system. The eyecatch value observed in memory does not match the expected value and therefore the contents of the attribute sections are unable to be parsed.

**Response:**

The FRU callouts are calculated at the time of the failure. See the error log for the actual replacement strategy.

---

**BC580B03****Explanation:**

Kernel failed to block memory.

**Response:**

The FRU callouts are calculated at the time of the failure. See the error log for the actual replacement strategy.

---

**BC580B04****Explanation:**

Kernel failed to set permissions on virtual memory block.

**Response:**

The FRU callouts are calculated at the time of the failure. See the error log for the actual replacement strategy.

---

**BC580B05****Explanation:**

Unexpected boot firmware error occurred.

**Response:**

The FRU callouts are calculated at the time of the failure. See the error log for the actual replacement strategy.

---

**BC580B06****Explanation:**

FW error, unexpected Attribute section type.

**Response:**

The FRU callouts are calculated at the time of the failure. See the error log for the actual replacement strategy.

---

**BC580B07****Explanation:**



A problem occurred during the IPL of the system: Attributes were not fully synchronized between the host firmware and service processor.

**Response:**

The FRU callouts are calculated at the time of the failure. See the error log for the actual replacement strategy.

---

**BC580B08**

**Explanation:**

During processor/memory subsystem initialization, an error was encountered: The attribute synchronization code on the service processor side was unable to fulfill the sync to HostBoot request.

**Response:**

The FRU callouts are calculated at the time of the failure. See the error log for the actual replacement strategy.

---

**BC580B09**

**Explanation:**

During processor/memory subsystem initialization, an error was encountered: The attribute synchronization from the service processor failed.

**Response:**

The FRU callouts are calculated at the time of the failure. See the error log for the actual replacement strategy.

---

**BC580B0A**

**Explanation:**

During processor/memory subsystem initialization, an error was encountered.

**Response:**

The FRU callouts are calculated at the time of the failure. Examine the error log for the actual replacement strategy.

---

**BC580B0B**

**Explanation:**

During processor/memory subsystem initialization, an error was encountered.

**Response:**

The FRU callouts are calculated at the time of the failure. Examine the error log for the actual replacement strategy.

---

**BC580B0C**

**Explanation:**

During processor/memory subsystem initialization, an error was encountered: Targeting target's type not supported by runtime code.

**Response:**

The FRU callouts are calculated at the time of the failure. See the error log for the actual replacement strategy.

---

**BC580B0D**

**Explanation:**

Invalid configuration data in firmware Processor NOR flash.

**Response:**

The FRU callouts are calculated at the time of the failure. See the error log for the actual replacement strategy.

---

**BC580B0E**

**Explanation:**

Invalid configuration data in firmware Processor NOR flash.

**Response:**

The FRU callouts are calculated at the time of the failure. See the error log for the actual replacement strategy.

---

**BC580B0F**

**Explanation:**

During processor/memory subsystem initialization, an error was encountered: Failure applying given attribute override on given target.

**Response:**

The FRU callouts are calculated at the time of the failure. See the error log for the actual replacement strategy.

---

**BC580B10**

**Explanation:**

During processor/memory subsystem initialization, an error was encountered: Given target does not have given attribute to apply override.

**Response:**

The FRU callouts are calculated at the time of the failure. See the error log for the actual replacement strategy.

---

**BC580B11**

**Explanation:**

Invalid configuration data in firmware Processor NOR flash.

**Response:**

The FRU callouts are calculated at the time of the failure. See the error log for the actual replacement strategy.

---

**BC580B12**

**Explanation:**

Invalid configuration data in firmware Processor NOR flash.

**Response:**

The FRU callouts are calculated at the time of the failure. See the error log for the actual replacement strategy.

---

**BC580B13****Explanation:**

Kernel failed to block map memory.

**Response:**

The FRU callouts are calculated at the time of the failure. See the error log for the actual replacement strategy.

---

**BC580B15****Explanation:**

Kernel failed to unblock mapped memory.

**Response:**

The FRU callouts are calculated at the time of the failure. See the error log for the actual replacement strategy.

---

**BC580B16****Explanation:**

Unexpected internal firmware error.

**Response:**

The FRU callouts are calculated at the time of the failure. See the error log for the actual replacement strategy.

---

**BC580B17****Explanation:**

Unexpected internal firmware error.

**Response:**

The FRU callouts are calculated at the time of the failure. See the error log for the actual replacement strategy.

---

**BC580B18****Explanation:**

Internal firmware error preparing for concurrent code update.

**Response:**

The FRU callouts are calculated at the time of the failure. See the error log for the actual replacement strategy.

---

**BC580B19****Explanation:**

Unsupported override configuration data.

**Response:**

The FRU callouts are calculated at the time of the failure. See the error log for the actual replacement strategy.

---

**BC580B1A****Explanation:**

Unexpected boot firmware failure.

**Response:**

The FRU callouts are calculated at the time of the failure. See the error log for the actual replacement strategy.

---

**BC580B1B****Explanation:**

Tolerated boot firmware error occurred.

**Response:**

The FRU callouts are calculated at the time of the failure. See the error log for the actual replacement strategy.

---

**BC580B80****Explanation:**

During processor/memory subsystem initialization, an error was encountered: The caller passed an invalid node target to find the master proc handle.

**Response:**

The FRU callouts are calculated at the time of the failure. See the error log for the actual replacement strategy.

---

**BC580B81****Explanation:**

During processor/memory subsystem initialization, an error was encountered: The caller passed an invalid node target to find the master proc handle.

**Response:**

The FRU callouts are calculated at the time of the failure. See the error log for the actual replacement strategy.

---

**BC580B82****Explanation:**

Internal firmware error applying custom configuration settings.

**Response:**

The FRU callouts are calculated at the time of the failure. See the error log for the actual replacement strategy.

---

**BC580B83****Explanation:**

Firmware error doing code update.

**Response:**

The FRU callouts are calculated at the time of the failure. See the error log for the actual replacement strategy.

---

**BC580B84****Explanation:**

Firmware error doing code update.

**Response:**

The FRU callouts are calculated at the time of the failure. See the error log for the actual replacement strategy.

---

**BC580B85****Explanation:**

Firmware error doing code update.

**Response:**

The FRU callouts are calculated at the time of the failure. See the error log for the actual replacement strategy.

---

**BC580B86****Explanation:**

Firmware error doing code update.

**Response:**

The FRU callouts are calculated at the time of the failure. See the error log for the actual replacement strategy.

---

**BC580B87****Explanation:**

Firmware error doing code update.

**Response:**

The FRU callouts are calculated at the time of the failure. See the error log for the actual replacement strategy.

---

**BC580B88****Explanation:**

Firmware error doing code update.

**Response:**

The FRU callouts are calculated at the time of the failure. See the error log for the actual replacement strategy.

---

**BC580B89****Explanation:**

Attempted to perform an invalid attribute look up.

**Response:**

The FRU callouts are calculated at the time of the failure. See the error log for the actual replacement strategy.

---

**BC580B8A****Explanation:**

A problem occurred during the IPL of the system. Expected resource was not indicated to be present.

**Response:**

The FRU callouts are calculated at the time of the failure. See the error log for the actual replacement strategy.

---

**BC580B8B****Explanation:**

During processor/memory subsystem initialization, an error was encountered: Error: Failed to translate common association address to platform address.

**Response:**

The FRU callouts are calculated at the time of the failure. See the error log for the actual replacement strategy.

---

**BC580B8C****Explanation:**

During processor/memory subsystem initialization, an error was encountered: Error: No free association entry to set.

**Response:**

The FRU callouts are calculated at the time of the failure. See the error log for the actual replacement strategy.

---

**BC580C01****Explanation:**

During processor/memory subsystem initialization, an error was encountered: Attempt to deconfigure a target that is not deconfigurable or not present.

**Response:**

The FRU callouts are calculated at the time of the failure. See the error log for the actual replacement strategy.

---

**BC580C03****Explanation:**

During processor/memory subsystem initialization, an error was encountered: Invalid target encountered in processing of HW callout.

**Response:**

The FRU callouts are calculated at the time of the failure. See the error log for the actual replacement strategy.

---

**BC580C04****Explanation:**

During processor/memory subsystem initialization, an error was encountered: Insufficient hardware to continue.

**Response:**

The FRU callouts are calculated at the time of the failure. See the error log for the actual replacement strategy.

---

**BC580C05****Explanation:**

A problem occurred during the IPL of the system: No functional processor cores were found on the master processor.

**Response:**

The FRU callouts are calculated at the time of the failure. See the error log for the actual replacement strategy.

---

**BC580C06****Explanation:**

A problem occurred during the IPL of the system: Found no functional dimm cards.

**Response:**

The FRU callouts are calculated at the time of the failure. See the error log for the actual replacement strategy.

---

**BC580C07****Explanation:**

A problem occurred during the IPL of the system: No functional master processor was found on this node.

**Response:**

The FRU callouts are calculated at the time of the failure. See the error log for the actual replacement strategy.

---

**BC580C08****Explanation:**

A problem occurred during the IPL of the system: No functional nodes were found on the system.

**Response:**

The FRU callouts are calculated at the time of the failure. See the error log for the actual replacement strategy.

---

**BC580C09****Explanation:**

A problem occurred during the IPL of the system: Found no functional dimm cards.

**Response:**

The FRU callouts are calculated at the time of the failure. See the error log for the actual replacement strategy.

---

**BC580C0A****Explanation:**

A previously discovered hardware issue is being ignored to allow the system to boot.

**Response:**

The FRU callouts are calculated at the time of the failure. See the error log for the actual replacement strategy.

---

**BC580C0B****Explanation:**

A problem occurred during the IPL of the system: A critical resource was found to be deconfigured.

**Response:**

The FRU callouts are calculated at the time of the failure. See the error log for the actual replacement strategy.

---

**BC580C0C****Explanation:**

A problem occurred during the IPL of the system: Found no functional dimm cards.

**Response:**

The FRU callouts are calculated at the time of the failure. See the error log for the actual replacement strategy.

---

**BC580C0E****Explanation:**

Insufficient hardware to continue IPL.

**Response:**

The FRU callouts are calculated at the time of the failure. See the error log for the actual replacement strategy.

---

**BC580C0F****Explanation:**

Incompatible Processor Chip Levels.

**Response:**

The FRU callouts are calculated at the time of the failure. See the error log for the actual replacement strategy.

---

**BC580C10****Explanation:**

Incompatible Processor Chip Levels.

**Response:**

The FRU callouts are calculated at the time of the failure. See the error log for the actual replacement strategy.

---

**BC580C11****Explanation:**

Host firmware encountered an internal error.

**Response:**

The FRU callouts are calculated at the time of the failure. See the error log for the actual replacement strategy.

---

**BC580C12****Explanation:**

Host firmware encountered an internal error.

**Response:**

The FRU callouts are calculated at the time of the failure. See the error log for the actual replacement strategy.

---

**BC580C13****Explanation:**

Host Firmware encountered an internal error.

**Response:**

The FRU callouts are calculated at the time of the failure. See the error log for the actual replacement strategy.

---

**BC580C14**

**Explanation:**

A problem occurred during the IPL of the system: Found too many obus links.

**Response:**

The FRU callouts are calculated at the time of the failure. See the error log for the actual replacement strategy.

---

**BC580C15**

**Explanation:**

A problem occurred during the IPL of the system: No memory found.

**Response:**

The FRU callouts are calculated at the time of the failure. See the error log for the actual replacement strategy.

---

**BC580C16**

**Explanation:**

A problem occurred during IPL of the system: Internal Firmware Error.

**Response:**

The FRU callouts are calculated at the time of the failure. See the error log for the actual replacement strategy.

---

**BC580C19**

**Explanation:**

A problem occurred during IPL of the system: Internal Firmware Error.

**Response:**

The FRU callouts are calculated at the time of the failure. See the error log for the actual replacement strategy.

---

**BC580C1A**

**Explanation:**

An issue occurred during IPL of the system: Internal Firmware Error.

**Response:**

The FRU callouts are calculated at the time of the failure. See the error log for the actual replacement strategy.

---

**BC580C1B**

**Explanation:**

Incompatible Processor Chip Levels.

**Response:**

The FRU callouts are calculated at the time of the failure. See the error log for the actual replacement strategy.

---

**BC580C1C**

**Explanation:**

Incompatible Processor Chip Levels.

**Response:**

The FRU callouts are calculated at the time of the failure. See the error log for the actual replacement strategy.

---

**BC580C1D**

**Explanation:**

Incompatible Processor Chip Levels.

**Response:**

The FRU callouts are calculated at the time of the failure. See the error log for the actual replacement strategy.

---

**BC580C81**

**Explanation:**

A problem occurred during the IPL of the system. Attempt to create a deconfiguration record for a target that is not deconfigurable or not present.

**Response:**

The FRU callouts are calculated at the time of the failure. See the error log for the actual replacement strategy.

---

**BC580C82**

**Explanation:**

A problem occurred during the IPL of the system. Attempt to create a deconfiguration record for a target, but the deconfiguration repository is full.

**Response:**

The FRU callouts are calculated at the time of the failure. See the error log for the actual replacement strategy.

---

**BC580C83**

**Explanation:**

Invalid chipid from hardware (all FFs).

**Response:**

The FRU callouts are calculated at the time of the failure. See the error log for the actual replacement strategy.

---

**BC580C84**

**Explanation:**

Invalid Lx keyword.

**Response:**

The FRU callouts are calculated at the time of the failure. See the error log for the actual replacement strategy.

---

**BC580C85****Explanation:**

Bad MCA target.

**Response:**

The FRU callouts are calculated at the time of the failure. See the error log for the actual replacement strategy.

---

**BC580C86****Explanation:**

During processor/memory subsystem initialization, an error was encountered: Post de-configuration of target failed.

**Response:**

The FRU callouts are calculated at the time of the failure. See the error log for the actual replacement strategy.

---

**BC580C87****Explanation:**

During processor/memory subsystem initialization, an error was encountered: Post de-configuration of target failed.

**Response:**

The FRU callouts are calculated at the time of the failure. See the error log for the actual replacement strategy.

---

**BC580C88****Explanation:**

Insufficient DIMM resources.

**Response:**

The FRU callouts are calculated at the time of the failure. See the error log for the actual replacement strategy.

---

**BC580D01****Explanation:**

A problem occurred during the IPL of the system: Error returned from SCOM engine after write.

**Response:**

The FRU callouts are calculated at the time of the failure. See the error log for the actual replacement strategy.

---

**BC580D02****Explanation:**

A problem occurred during the IPL of the system: Error returned from SCOM engine after read.

**Response:**

The FRU callouts are calculated at the time of the failure. See the error log for the actual replacement strategy.

---

**BC580D03****Explanation:**

During processor/memory subsystem initialization, an error was encountered: Multi-SCOM read did not return correct SCOMs.

**Response:**

The FRU callouts are calculated at the time of the failure. See the error log for the actual replacement strategy.

---

**BC580D04****Explanation:**

A problem occurred during the IPL of the system: Invalid address on a SCOM operation.

**Response:**

The FRU callouts are calculated at the time of the failure. See the error log for the actual replacement strategy.

---

**BC580D05****Explanation:**

A problem occurred during the IPL of the system: Unsupported SCOM operation type.

**Response:**

The FRU callouts are calculated at the time of the failure. See the error log for the actual replacement strategy.

---

**BC580D06****Explanation:**

During processor/memory subsystem initialization, an error was encountered: Hypervisor firmware request interface not linked.

**Response:**

The FRU callouts are calculated at the time of the failure. See the error log for the actual replacement strategy.

---

**BC580D07****Explanation:**

During processor/memory subsystem initialization, an error was encountered: Unable to allocate firmware request messages.

**Response:**

The FRU callouts are calculated at the time of the failure. See the error log for the actual replacement strategy.

---

**BC580E01****Explanation:**

During processor/memory subsystem initialization, an error was encountered: Invalid operation type.

**Response:**

The FRU callouts are calculated at the time of the failure. See the error log for the actual replacement strategy.

---

**BC580E02**

**Explanation:**

A problem was detected during the IPL of the system: Device type not supported.

**Response:**

The FRU callouts are calculated at the time of the failure. See the error log for the actual replacement strategy.

---

**BC580E03**

**Explanation:**

During processor/memory subsystem initialization, an error was encountered: EEPROM attribute was not found.

**Response:**

The FRU callouts are calculated at the time of the failure. See the error log for the actual replacement strategy.

---

**BC580E04**

**Explanation:**

During processor/memory subsystem initialization, an error was encountered: Invalid EEPROM chip to access.

**Response:**

The FRU callouts are calculated at the time of the failure. See the error log for the actual replacement strategy.

---

**BC580E05**

**Explanation:**

During processor/memory subsystem initialization, an error was encountered: I2C master entity path doesn't exist.

**Response:**

The FRU callouts are calculated at the time of the failure. See the error log for the actual replacement strategy.

---

**BC580E06**

**Explanation:**

During processor/memory subsystem initialization, an error was encountered: I2C master path target is null.

**Response:**

The FRU callouts are calculated at the time of the failure. See the error log for the actual replacement strategy.

---

**BC580E07**

**Explanation:**

During processor/memory subsystem initialization, an error was encountered: Invalid address offset size.

**Response:**

The FRU callouts are calculated at the time of the failure. See the error log for the actual replacement strategy.

---

**BC580E08**

**Explanation:**

A problem occurred during the IPL of the system: I2C buffer offset is too large.

**Response:**

The FRU callouts are calculated at the time of the failure. See the error log for the actual replacement strategy.

---

**BC580E09**

**Explanation:**

During processor/memory subsystem initialization, an error was encountered: I2C write page size is zero.

**Response:**

The FRU callouts are calculated at the time of the failure. See the error log for the actual replacement strategy.

---

**BC580E0A**

**Explanation:**

During processor/memory subsystem initialization, an error was encountered: cacheEeprom mm\_remove\_pages FLUSH failed.

**Response:**

The FRU callouts are calculated at the time of the failure. See the error log for the actual replacement strategy.

---

**BC580E0B**

**Explanation:**

During processor/memory subsystem initialization, an error was encountered: cacheEeprom mm\_remove\_pages FLUSH failed.

**Response:**

The FRU callouts are calculated at the time of the failure. See the error log for the actual replacement strategy.

---

**BC580E0C**

**Explanation:**

During processor/memory subsystem initialization, an error was encountered: buildEepromRecordHeader invalid mux target.

**Response:**

The FRU callouts are calculated at the time of the failure. See the error log for the actual replacement strategy.

---

**BC580E0D****Explanation:**

Soft error in Firmware.

**Response:**

The FRU callouts are calculated at the time of the failure. See the error log for the actual replacement strategy.

---

**BC580E0E****Explanation:**

Firmware detected new part and is restarting.

**Response:**

The FRU callouts are calculated at the time of the failure. See the error log for the actual replacement strategy.

---

**BC580F01****Explanation:**

During processor/memory subsystem initialization, an error was encountered: Interrupt type already registered.

**Response:**

The FRU callouts are calculated at the time of the failure. See the error log for the actual replacement strategy.

---

**BC580F02****Explanation:**

During processor/memory subsystem initialization, an error was encountered: Interrupt resource provider not initialized yet.

**Response:**

The FRU callouts are calculated at the time of the failure. See the error log for the actual replacement strategy.

---

**BC580F03****Explanation:**

During processor/memory subsystem initialization, an error was encountered: Interrupt resource provider not initialized yet.

**Response:**

The FRU callouts are calculated at the time of the failure. See the error log for the actual replacement strategy.

---

**BC580F04****Explanation:**

During processor/memory subsystem initialization, an error was encountered.

**Response:**

The FRU callouts are calculated at the time of the failure. Examine the error log for the actual replacement strategy.

---

**BC580F05****Explanation:**

During processor/memory subsystem initialization, an error was encountered.

**Response:**

The FRU callouts are calculated at the time of the failure. Examine the error log for the actual replacement strategy.

---

**BC580F07****Explanation:**

During processor/memory subsystem initialization, an error was encountered: Error mapping in memory.

**Response:**

The FRU callouts are calculated at the time of the failure. See the error log for the actual replacement strategy.

---

**BC580F08****Explanation:**

During processor/memory subsystem initialization, an error was encountered: Unexpected RC from issuing PSIH B EOI store.

**Response:**

The FRU callouts are calculated at the time of the failure. See the error log for the actual replacement strategy.

---

**BC580F09****Explanation:**

During processor/memory subsystem initialization, an error was encountered: Error unmasking interrupt source.

**Response:**

The FRU callouts are calculated at the time of the failure. See the error log for the actual replacement strategy.

---

**BC580F0C****Explanation:**

During processor/memory subsystem initialization, an error was encountered: Error encountered sending coalesce message to INTRP.

**Response:**

The FRU callouts are calculated at the time of the failure. See the error log for the actual replacement strategy.

---

**BC580F0D****Explanation:**



During processor/memory subsystem initialization, an error was encountered: Error encountered routing IPC message.

**Response:**

The FRU callouts are calculated at the time of the failure. See the error log for the actual replacement strategy.

---

**BC580F0E**

**Explanation:**

Error handling processor interrupts.

**Response:**

The FRU callouts are calculated at the time of the failure. See the error log for the actual replacement strategy.

---

**BC581001**

**Explanation:**

Service Processor Firmware couldn't detect any functional master processor required to boot the host.

**Response:**

The FRU callouts are calculated at the time of the failure. See the error log for the actual replacement strategy.

---

**BC581002**

**Explanation:**

During processor/memory subsystem initialization, an error was encountered: MDMT could not find a functional node.

**Response:**

The FRU callouts are calculated at the time of the failure. See the error log for the actual replacement strategy.

---

**BC581003**

**Explanation:**

Host failed to boot because there was a problem configuring Time Of Day on the Host processors.

**Response:**

The FRU callouts are calculated at the time of the failure. See the error log for the actual replacement strategy.

---

**BC581004**

**Explanation:**

During processor/memory subsystem initialization, an error was encountered.

**Response:**

The FRU callouts are calculated at the time of the failure. Examine the error log for the actual replacement strategy.

---

**BC581005**

**Explanation:**

Service Processor Firmware encountered an internal error.

**Response:**

The FRU callouts are calculated at the time of the failure. See the error log for the actual replacement strategy.

---

**BC581006**

**Explanation:**

During processor/memory subsystem initialization, an error was encountered: Error: Unsupported bus port was detected for the specified bus type. Possible Causes: Invalid bus configuration in targeting, or getBusPort method has not been updated to support all the possible port for a bus on a given system type. Resolution: Development team should be contacted.

**Response:**

The FRU callouts are calculated at the time of the failure. See the error log for the actual replacement strategy.

---

**BC581007**

**Explanation:**

Host failed to boot because there was a problem configuring Time Of Day on the Host processors.

**Response:**

The FRU callouts are calculated at the time of the failure. See the error log for the actual replacement strategy.

---

**BC581008**

**Explanation:**

Host failed to boot because there was a problem configuring Time Of Day on the Host processors.

**Response:**

The FRU callouts are calculated at the time of the failure. See the error log for the actual replacement strategy.

---

**BC581009**

**Explanation:**

Service Processor Firmware encountered an internal error.

**Response:**

The FRU callouts are calculated at the time of the failure. See the error log for the actual replacement strategy.

---

**BC58100A**

**Explanation:**

During processor/memory subsystem initialization, an error was encountered.

**Response:**

The FRU callouts are calculated at the time of the failure. Examine the error log for the actual replacement strategy.

---

**BC58100B****Explanation:**

During processor/memory subsystem initialization, an error was encountered.

**Response:**

The FRU callouts are calculated at the time of the failure. Examine the error log for the actual replacement strategy.

---

**BC58100C****Explanation:**

An internal error occurred. This will force the Time of Day function to run with complete redundancy.

**Response:**

The FRU callouts are calculated at the time of the failure. See the error log for the actual replacement strategy.

---

**BC58100D****Explanation:**

Host failed to boot because there was a problem configuring Time Of Day on the Host processors.

**Response:**

The FRU callouts are calculated at the time of the failure. See the error log for the actual replacement strategy.

---

**BC58100E****Explanation:**

During processor/memory subsystem initialization, an error was encountered.

**Response:**

The FRU callouts are calculated at the time of the failure. Examine the error log for the actual replacement strategy.

---

**BC58100F****Explanation:**

During processor/memory subsystem initialization, an error was encountered.

**Response:**

The FRU callouts are calculated at the time of the failure. Examine the error log for the actual replacement strategy.

---

**BC581011****Explanation:**

Service Processor Firmware encountered an internal error.

**Response:**

The FRU callouts are calculated at the time of the failure. See the error log for the actual replacement strategy.

---

**BC581012****Explanation:**

Service Processor Firmware encountered an internal error.

**Response:**

The FRU callouts are calculated at the time of the failure. See the error log for the actual replacement strategy.

---

**BC581013****Explanation:**

Host failed to boot because there was a problem configuring Time Of Day on the Host processors.

**Response:**

The FRU callouts are calculated at the time of the failure. See the error log for the actual replacement strategy.

---

**BC581014****Explanation:**

Service Processor Firmware encountered an internal error.

**Response:**

The FRU callouts are calculated at the time of the failure. See the error log for the actual replacement strategy.

---

**BC581015****Explanation:**

There was a problem in configuring Time Of Day on the Host processor.

**Response:**

The FRU callouts are calculated at the time of the failure. See the error log for the actual replacement strategy.

---

**BC581017****Explanation:**

Service Processor Firmware encountered an internal error.

**Response:**

The FRU callouts are calculated at the time of the failure. See the error log for the actual replacement strategy.

---

**BC581019****Explanation:**

Service Processor Firmware encountered an internal error.

**Response:**

The FRU callouts are calculated at the time of the failure. See the error log for the actual replacement strategy.

---

**BC58101A****Explanation:**

An internal error occurred. This will force the Time of Day function to run with complete redundancy.

**Response:**

The FRU callouts are calculated at the time of the failure. See the error log for the actual replacement strategy.

---

**BC581101****Explanation:**

A problem occurred during the IPL of the system.

**Response:**

The FRU callouts are calculated at the time of the failure. See the error log for the actual replacement strategy.

---

**BC581102****Explanation:**

During processor/memory subsystem initialization, an error was encountered: Message from service processor. Message type is not within a valid range. Message dropped.

**Response:**

The FRU callouts are calculated at the time of the failure. See the error log for the actual replacement strategy.

---

**BC581104****Explanation:**

A problem occurred during the IPL of the system.

**Response:**

The FRU callouts are calculated at the time of the failure. See the error log for the actual replacement strategy.

---

**BC581105****Explanation:**

During processor/memory subsystem initialization, an error was encountered: Message from service processor. An invalid message queue ID or message type was sent to the service processor.

**Response:**

The FRU callouts are calculated at the time of the failure. See the error log for the actual replacement strategy.

---

**BC581107****Explanation:**

During processor/memory subsystem initialization, an error was encountered: Message queue already registered with mailbox using a different queue.

**Response:**

The FRU callouts are calculated at the time of the failure. See the error log for the actual replacement strategy.

---

**BC581109****Explanation:**

During processor/memory subsystem initialization, an error was encountered: Retry failed. Bad status indicated in PIB status reg.

**Response:**

The FRU callouts are calculated at the time of the failure. See the error log for the actual replacement strategy.

---

**BC58110A****Explanation:**

During processor/memory subsystem initialization, an error was encountered: Mailbox Data Write attempted before ACK.

**Response:**

The FRU callouts are calculated at the time of the failure. See the error log for the actual replacement strategy.

---

**BC58110B****Explanation:**

During processor/memory subsystem initialization, an error was encountered: Mailbox Hardware detected parity error.

**Response:**

The FRU callouts are calculated at the time of the failure. See the error log for the actual replacement strategy.

---

**BC58110C****Explanation:**

During processor/memory subsystem initialization, an error was encountered: Invalid message type sent to mailbox msgQ.

**Response:**

The FRU callouts are calculated at the time of the failure. See the error log for the actual replacement strategy.

---

**BC58110D****Explanation:**

During processor/memory subsystem initialization, an error was encountered: Host boot mailbox service is not available at this time.

**Response:**

The FRU callouts are calculated at the time of the failure. See the error log for the actual replacement strategy.

---

**BC58110E****Explanation:**

During processor/memory subsystem initialization, an error was encountered: Failed to allocate a DMA buffer. Message dropped.

**Response:**

The FRU callouts are calculated at the time of the failure. See the error log for the actual replacement strategy.

---

**BC58110F****Explanation:**

During processor/memory subsystem initialization, an error was encountered: Could not register mailbox message queue.

**Response:**

The FRU callouts are calculated at the time of the failure. See the error log for the actual replacement strategy.

---

**BC581110****Explanation:**

During processor/memory subsystem initialization, an error was encountered: Mailbox is disabled, message dropped.

**Response:**

The FRU callouts are calculated at the time of the failure. See the error log for the actual replacement strategy.

---

**BC581111****Explanation:**

During processor/memory subsystem initialization, an error was encountered: An invalid node was specified.

**Response:**

The FRU callouts are calculated at the time of the failure. See the error log for the actual replacement strategy.

---

**BC581112****Explanation:**

During processor/memory subsystem initialization, an error was encountered: Invalid msg or msg queue.

**Response:**

The FRU callouts are calculated at the time of the failure. See the error log for the actual replacement strategy.

---

**BC581113****Explanation:**

During processor/memory subsystem initialization, an error was encountered: IPC Message data corrupted.

**Response:**

The FRU callouts are calculated at the time of the failure. See the error log for the actual replacement strategy.

---

**BC581202****Explanation:**

During processor/memory subsystem initialization, an error was encountered: Invalid address and size returned from HDAT.

**Response:**

The FRU callouts are calculated at the time of the failure. See the error log for the actual replacement strategy.

---

**BC581204****Explanation:**

During processor/memory subsystem initialization, an error was encountered: Cannot unmap the source table section.

**Response:**

The FRU callouts are calculated at the time of the failure. See the error log for the actual replacement strategy.

---

**BC581205****Explanation:**

During processor/memory subsystem initialization, an error was encountered: Cannot unmap the source table section.

**Response:**

The FRU callouts are calculated at the time of the failure. See the error log for the actual replacement strategy.

---

**BC581207****Explanation:**

During processor/memory subsystem initialization, an error was encountered: MDRT table is not big enough to hold all entries.

**Response:**

The FRU callouts are calculated at the time of the failure. See the error log for the actual replacement strategy.

---

**BC581209****Explanation:**

During processor/memory subsystem initialization, an error was encountered: MDDT table is not big enough to hold all src entries.

**Response:**

The FRU callouts are calculated at the time of the failure. See the error log for the actual replacement strategy.

---

**BC58120A****Explanation:**

During processor/memory subsystem initialization, an error was encountered: MDDT table is not big enough to hold all src entries.

**Response:**

The FRU callouts are calculated at the time of the failure. See the error log for the actual replacement strategy.

---

**BC58120B****Explanation:**

During processor/memory subsystem initialization, an error was encountered: MDST table entry with page aligned is greater than 32GB.

**Response:**

The FRU callouts are calculated at the time of the failure. See the error log for the actual replacement strategy.

---

**BC58120C****Explanation:**

During processor/memory subsystem initialization, an error was encountered: MDDT table entry with page aligned is greater than 32GB.

**Response:**

The FRU callouts are calculated at the time of the failure. See the error log for the actual replacement strategy.

---

**BC581301****Explanation:**

During processor/memory subsystem initialization, an error was encountered: Unexpected data from LPC-UART interface.

**Response:**

The FRU callouts are calculated at the time of the failure. See the error log for the actual replacement strategy.

---

**BC581302****Explanation:**

During processor/memory subsystem initialization, an error was encountered: Timeout from LPC-UART interface.

**Response:**

The FRU callouts are calculated at the time of the failure. See the error log for the actual replacement strategy.

---

**BC581401****Explanation:**

During processor/memory subsystem initialization, an error was encountered: A maint command HW timed out.

**Response:**

The FRU callouts are calculated at the time of the failure. See the error log for the actual replacement strategy.

---

**BC581402****Explanation:**

During processor/memory subsystem initialization, an error was encountered: A maint command SW timed out.

**Response:**

The FRU callouts are calculated at the time of the failure. See the error log for the actual replacement strategy.

---

**BC581403****Explanation:**

Task handling mainstore init crashed.

**Response:**

The FRU callouts are calculated at the time of the failure. See the error log for the actual replacement strategy.

---

**BC581602****Explanation:**

A problem occurred during the IPL of the system.

**Response:**

The FRU callouts are calculated at the time of the failure. See the error log for the actual replacement strategy.

---

**BC581603****Explanation:**

During processor/memory subsystem initialization, an error was encountered: End of file reached.

**Response:**

The FRU callouts are calculated at the time of the failure. See the error log for the actual replacement strategy.

---

**BC581604****Explanation:**

During processor/memory subsystem initialization, an error was encountered: Unable to load LID via host interface.

**Response:**

The FRU callouts are calculated at the time of the failure. See the error log for the actual replacement strategy.

---

**BC581605**

**Explanation:**

During processor/memory subsystem initialization, an error was encountered: DMA message contains data for wrong LID.

**Response:**

The FRU callouts are calculated at the time of the failure. See the error log for the actual replacement strategy.

---

**BC581606****Explanation:**

During processor/memory subsystem initialization, an error was encountered: Insufficient space provided for LID by calling function.

**Response:**

The FRU callouts are calculated at the time of the failure. See the error log for the actual replacement strategy.

---

**BC581607****Explanation:**

During processor/memory subsystem initialization, an error was encountered: Invalid Message type received from service processor when transferring LID pages.

**Response:**

The FRU callouts are calculated at the time of the failure. See the error log for the actual replacement strategy.

---

**BC581608****Explanation:**

During processor/memory subsystem initialization, an error was encountered: Insufficient space provided for LID by calling function.

**Response:**

The FRU callouts are calculated at the time of the failure. See the error log for the actual replacement strategy.

---

**BC581609****Explanation:**

During processor/memory subsystem initialization, an error was encountered: Unable to unload LID via host interface.

**Response:**

The FRU callouts are calculated at the time of the failure. See the error log for the actual replacement strategy.

---

**BC58160A****Explanation:**

During processor/memory subsystem initialization, an error was encountered: Unable to find Lid.

**Response:**

The FRU callouts are calculated at the time of the failure. See the error log for the actual replacement strategy.

---

**BC58160B****Explanation:**

Firmware error during boot.

**Response:**

The FRU callouts are calculated at the time of the failure. See the error log for the actual replacement strategy.

---

**BC58160C****Explanation:**

A problem occurred during the IPL of the system.

**Response:**

The FRU callouts are calculated at the time of the failure. See the error log for the actual replacement strategy.

---

**BC58160D****Explanation:**

A problem occurred during the IPL of the system.

**Response:**

The FRU callouts are calculated at the time of the failure. See the error log for the actual replacement strategy.

---

**BC58160E****Explanation:**

A problem occurred during the IPL of the system.

**Response:**

The FRU callouts are calculated at the time of the failure. See the error log for the actual replacement strategy.

---

**BC58160F****Explanation:**

A problem occurred during the IPL of the system.

**Response:**

The FRU callouts are calculated at the time of the failure. See the error log for the actual replacement strategy.

---

**BC581610****Explanation:**

A problem occurred during the IPL of the system.

**Response:**

The FRU callouts are calculated at the time of the failure. See the error log for the actual replacement strategy.

---

**BC581611****Explanation:**

A problem occurred during the IPL of the system.

**Response:**

The FRU callouts are calculated at the time of the failure. See the error log for the actual replacement strategy.

---

**BC581612****Explanation:**

A problem occurred during the IPL of the system.

**Response:**

The FRU callouts are calculated at the time of the failure. See the error log for the actual replacement strategy.

---

**BC581613****Explanation:**

A problem occurred during the IPL of the system.

**Response:**

The FRU callouts are calculated at the time of the failure. See the error log for the actual replacement strategy.

---

**BC581615****Explanation:**

A problem occurred during the IPL of the system.

**Response:**

The FRU callouts are calculated at the time of the failure. See the error log for the actual replacement strategy.

---

**BC581616****Explanation:**

Firmware Error.

**Response:**

The FRU callouts are calculated at the time of the failure. See the error log for the actual replacement strategy.

---

**BC581617****Explanation:**

Firmware Error.

**Response:**

The FRU callouts are calculated at the time of the failure. See the error log for the actual replacement strategy.

---

**BC581618****Explanation:**

Firmware Error.

**Response:**

The FRU callouts are calculated at the time of the failure. See the error log for the actual replacement strategy.

---

**BC58161A****Explanation:**

Firmware Error.

**Response:**

The FRU callouts are calculated at the time of the failure. See the error log for the actual replacement strategy.

---

**BC58161B****Explanation:**

Firmware Error.

**Response:**

The FRU callouts are calculated at the time of the failure. See the error log for the actual replacement strategy.

---

**BC58161C****Explanation:**

Firmware encountered an internal error.

**Response:**

The FRU callouts are calculated at the time of the failure. See the error log for the actual replacement strategy.

---

**BC58161D****Explanation:**

Firmware load error.

**Response:**

The FRU callouts are calculated at the time of the failure. See the error log for the actual replacement strategy.

---

**BC581700****Explanation:**

During processor/memory subsystem initialization, an error was encountered: Request given to load payload into mirrored memory, but no mirrored memory exists at that location.

**Response:**

The FRU callouts are calculated at the time of the failure. See the error log for the actual replacement strategy.

---

**BC581701****Explanation:**

During processor/memory subsystem initialization, an error was encountered: Failure extending memory to after exiting cache contained mode.

**Response:**

The FRU callouts are calculated at the time of the failure. See the error log for the actual replacement strategy.

---

**BC581702****Explanation:**

A problem occurred during the IPL of the system.

**Response:**

The FRU callouts are calculated at the time of the failure. Examine the error log for the actual replacement strategy.

---

**BC581703****Explanation:**

During processor/memory subsystem initialization, an error was encountered: IStep failed, see other log(s) with the same PLID for reason.

**Response:**

The FRU callouts are calculated at the time of the failure. See the error log for the actual replacement strategy.

---

**BC581704****Explanation:**

A problem occurred during the IPL of the system.

**Response:**

The FRU callouts are calculated at the time of the failure. See the error log for the actual replacement strategy.

---

**BC581705****Explanation:**

A problem occurred during the IPL of the system.

**Response:**

The FRU callouts are calculated at the time of the failure. See the error log for the actual replacement strategy.

---

**BC581706****Explanation:**

During processor/memory subsystem initialization, an error was encountered: cpu\_master\_winkle returned an error.

**Response:**

The FRU callouts are calculated at the time of the failure. See the error log for the actual replacement strategy.

---

**BC581707****Explanation:**

A problem occurred during the IPL of the system.

**Response:**

The FRU callouts are calculated at the time of the failure. See the error log for the actual replacement strategy.

---

**BC581708****Explanation:**

A problem occurred during the IPL of the system.

**Response:**

The FRU callouts are calculated at the time of the failure. Examine the error log for the actual replacement strategy.

---

**BC581709****Explanation:**

During processor/memory subsystem initialization, an error was encountered: Call to getParentAffinityTarget requesting the number of EX chips with parent affinity to a core, returned an incorrect vector size, the expected size is 1.

**Response:**

The FRU callouts are calculated at the time of the failure. See the error log for the actual replacement strategy.

---

**BC58170A****Explanation:**

A problem occurred during the IPL of the system.

**Response:**

The FRU callouts are calculated at the time of the failure. See the error log for the actual replacement strategy.

---

**BC58170B****Explanation:**

A problem isolated to firmware or firmware customization occurred during the IPL of the system.

**Response:**

The FRU callouts are calculated at the time of the failure. See the error log for the actual replacement strategy.

---

**BC58170C****Explanation:**

A problem occurred during the IPL of the system.

**Response:**

The FRU callouts are calculated at the time of the failure. See the error log for the actual replacement strategy.

---

**BC58170D****Explanation:**

A problem isolated to firmware or firmware customization occurred during the IPL of the system.

**Response:**

The FRU callouts are calculated at the time of the failure. See the error log for the actual replacement strategy.

---

**BC58170E****Explanation:**

A problem isolated to firmware or firmware customization occurred during the IPL of the system.

**Response:**



The FRU callouts are calculated at the time of the failure. See the error log for the actual replacement strategy.

---

**BC581711****Explanation:**

Platform generated error. See User Data.

**Response:**

The FRU callouts are calculated at the time of the failure. See the error log for the actual replacement strategy.

---

**BC581712****Explanation:**

Platform generated error.

**Response:**

The FRU callouts are calculated at the time of the failure. See the error log for the actual replacement strategy.

---

**BC581713****Explanation:**

Platform generated error. See User Data.

**Response:**

The FRU callouts are calculated at the time of the failure. See the error log for the actual replacement strategy.

---

**BC581714****Explanation:**

A problem occurred during the IPL of the system.

**Response:**

The FRU callouts are calculated at the time of the failure. See the error log for the actual replacement strategy.

---

**BC581715****Explanation:**

A problem occurred during the IPL of the system.

**Response:**

The FRU callouts are calculated at the time of the failure. See the error log for the actual replacement strategy.

---

**BC581716****Explanation:**

A problem occurred during the IPL of the system.

**Response:**

The FRU callouts are calculated at the time of the failure. See the error log for the actual replacement strategy.

---

**BC58171A****Explanation:**

A problem occurred during the IPL of the system.

**Response:**

The FRU callouts are calculated at the time of the failure. See the error log for the actual replacement strategy.

---

**BC58171B****Explanation:**

A problem occurred during the IPL of the system.

**Response:**

The FRU callouts are calculated at the time of the failure. See the error log for the actual replacement strategy.

---

**BC58171C****Explanation:**

A problem occurred during the IPL of the system.

**Response:**

The FRU callouts are calculated at the time of the failure. See the error log for the actual replacement strategy.

---

**BC58171D****Explanation:**

Platform security problem detected.

**Response:**

The FRU callouts are calculated at the time of the failure. See the error log for the actual replacement strategy.

---

**BC58171E****Explanation:**

During processor/memory subsystem initialization, an error was encountered: There is no functional memory.

**Response:**

The FRU callouts are calculated at the time of the failure. See the error log for the actual replacement strategy.

---

**BC58171F****Explanation:**

A problem occurred during the IPL of the system.

**Response:**

The FRU callouts are calculated at the time of the failure. See the error log for the actual replacement strategy.

---

**BC581720****Explanation:**

A problem occurred during the IPL of the system.

**Response:**

The FRU callouts are calculated at the time of the failure. See the error log for the actual replacement strategy.

---

**BC581721**

**Explanation:**

Platform security problem detected.

**Response:**

The FRU callouts are calculated at the time of the failure. See the error log for the actual replacement strategy.

---

**BC581722****Explanation:**

Platform security problem detected.

**Response:**

The FRU callouts are calculated at the time of the failure. See the error log for the actual replacement strategy.

---

**BC581723****Explanation:**

Platform security problem detected.

**Response:**

The FRU callouts are calculated at the time of the failure. See the error log for the actual replacement strategy.

---

**BC581724****Explanation:**

Platform security problem detected.

**Response:**

The FRU callouts are calculated at the time of the failure. See the error log for the actual replacement strategy.

---

**BC581725****Explanation:**

Platform security problem detected.

**Response:**

The FRU callouts are calculated at the time of the failure. See the error log for the actual replacement strategy.

---

**BC581726****Explanation:**

Platform security problem detected.

**Response:**

The FRU callouts are calculated at the time of the failure. See the error log for the actual replacement strategy.

---

**BC581727****Explanation:**

Platform security problem detected.

**Response:**

The FRU callouts are calculated at the time of the failure. See the error log for the actual replacement strategy.

---

**BC581728****Explanation:**

Platform security problem detected.

**Response:**

The FRU callouts are calculated at the time of the failure. See the error log for the actual replacement strategy.

---

**BC581729****Explanation:**

Host firmware did not find enough hardware to continue the boot.

**Response:**

The FRU callouts are calculated at the time of the failure. See the error log for the actual replacement strategy.

---

**BC581732****Explanation:**

Illegal action during boot.

**Response:**

The FRU callouts are calculated at the time of the failure. See the error log for the actual replacement strategy.

---

**BC581735****Explanation:**

A problem occurred during the IPL of the system.

**Response:**

The FRU callouts are calculated at the time of the failure. See the error log for the actual replacement strategy.

---

**BC581736****Explanation:**

A problem occurred during the IPL of the system.

**Response:**

The FRU callouts are calculated at the time of the failure. See the error log for the actual replacement strategy.

---

**BC581737****Explanation:**

A problem occurred during the IPL of the system.

**Response:**

The FRU callouts are calculated at the time of the failure. See the error log for the actual replacement strategy.

---

**BC581738****Explanation:**

Processor Error.

**Response:**

The FRU callouts are calculated at the time of the failure. See the error log for the actual replacement strategy.

---

**BC581739****Explanation:**

A problem occurred during the IPL of the system and the system will reboot.

**Response:**

The FRU callouts are calculated at the time of the failure. See the error log for the actual replacement strategy.

---

**BC58173A****Explanation:**

A problem occurred during the IPL of the system.

**Response:**

The FRU callouts are calculated at the time of the failure. See the error log for the actual replacement strategy.

---

**BC581740****Explanation:**

During processor/memory subsystem initialization, an error was encountered: messages from other nodes have not returned in time.

**Response:**

The FRU callouts are calculated at the time of the failure. See the error log for the actual replacement strategy.

---

**BC581741****Explanation:**

During processor/memory subsystem initialization, an error was encountered: Freq attribute DATA timer thread failed.

**Response:**

The FRU callouts are calculated at the time of the failure. See the error log for the actual replacement strategy.

---

**BC581742****Explanation:**

Incompatible processor modules installed between drawers.

**Response:**

The FRU callouts are calculated at the time of the failure. See the error log for the actual replacement strategy.

---

**BC581743****Explanation:**

Incompatible processor modules installed between drawers.

**Response:**

The FRU callouts are calculated at the time of the failure. See the error log for the actual replacement strategy.

---

**BC581744****Explanation:**

Incompatible processor modules installed between drawers.

**Response:**

The FRU callouts are calculated at the time of the failure. See the error log for the actual replacement strategy.

---

**BC581745****Explanation:**

Incompatible processor modules installed between drawers.

**Response:**

The FRU callouts are calculated at the time of the failure. See the error log for the actual replacement strategy.

---

**BC581746****Explanation:**

Incompatible processor modules installed between drawers.

**Response:**

The FRU callouts are calculated at the time of the failure. See the error log for the actual replacement strategy.

---

**BC581747****Explanation:**

Host firmware did not find valid hardware to continue the boot.

**Response:**

The FRU callouts are calculated at the time of the failure. See the error log for the actual replacement strategy.

---

**BC581748****Explanation:**

Platform security problem detected.

**Response:**

The FRU callouts are calculated at the time of the failure. See the error log for the actual replacement strategy.

---

**BC581749****Explanation:**

Platform security problem detected.

**Response:**

The FRU callouts are calculated at the time of the failure. See the error log for the actual replacement strategy.

---

**BC58174A****Explanation:**

There was an error training the SMP cables.

**Response:**

The FRU callouts are calculated at the time of the failure. See the error log for the actual replacement strategy.

---

**BC58174C****Explanation:**

A problem isolated to firmware or firmware customization occurred during the IPL of the system.

**Response:**

The FRU callouts are calculated at the time of the failure. See the error log for the actual replacement strategy.

---

**BC58174D****Explanation:**

PNOR-IPMI not enabled, BMC firmware needs to be updated.

**Response:**

The FRU callouts are calculated at the time of the failure. See the error log for the actual replacement strategy.

---

**BC58174E****Explanation:**

During processor/memory subsystem initialization, an error was encountered: Kernel returned error when trying to activate core.

**Response:**

The FRU callouts are calculated at the time of the failure. See the error log for the actual replacement strategy.

---

**BC58174F****Explanation:**

Unexpected IPL firmware data load error.

**Response:**

The FRU callouts are calculated at the time of the failure. See the error log for the actual replacement strategy.

---

**BC581750****Explanation:**

Platform security problem detected.

**Response:**

The FRU callouts are calculated at the time of the failure. See the error log for the actual replacement strategy.

---

**BC581752****Explanation:**

Platform security problem detected.

**Response:**

The FRU callouts are calculated at the time of the failure. See the error log for the actual replacement strategy.

---

**BC581803****Explanation:**

Task analyzing HW errors has failed.

**Response:**

The FRU callouts are calculated at the time of the failure. See the error log for the actual replacement strategy.

---

**BC581804****Explanation:**

Task analyzing HW errors has failed.

**Response:**

The FRU callouts are calculated at the time of the failure. See the error log for the actual replacement strategy.

---

**BC581901****Explanation:**

A problem occurred during the IPL of the system.

**Response:**

The FRU callouts are calculated at the time of the failure. See the error log for the actual replacement strategy.

---

**BC581902****Explanation:**

A problem occurred during the IPL of the system.

**Response:**

The FRU callouts are calculated at the time of the failure. See the error log for the actual replacement strategy.

---

**BC581903****Explanation:**

A problem occurred during the IPL of the system.

**Response:**

The FRU callouts are calculated at the time of the failure. See the error log for the actual replacement strategy.

---

**BC581904****Explanation:**

A problem occurred during the IPL of the system.

**Response:**

The FRU callouts are calculated at the time of the failure. See the error log for the actual replacement strategy.

---

**BC58190C**

**Explanation:**

A problem occurred during the IPL of the system.

**Response:**

The FRU callouts are calculated at the time of the failure. See the error log for the actual replacement strategy.

---

**BC581A01****Explanation:**

During processor/memory subsystem initialization, an error was encountered.

**Response:**

The FRU callouts are calculated at the time of the failure. Examine the error log for the actual replacement strategy.

---

**BC581A02****Explanation:**

During processor/memory subsystem initialization, an error was encountered: HDAT Header data not as expected.

**Response:**

The FRU callouts are calculated at the time of the failure. See the error log for the actual replacement strategy.

---

**BC581A03****Explanation:**

During processor/memory subsystem initialization, an error was encountered: Tuple is unallocated.

**Response:**

The FRU callouts are calculated at the time of the failure. See the error log for the actual replacement strategy.

---

**BC581A04****Explanation:**

During processor/memory subsystem initialization, an error was encountered: Section is not valid in standalone mode.

**Response:**

The FRU callouts are calculated at the time of the failure. See the error log for the actual replacement strategy.

---

**BC581A05****Explanation:**

During processor/memory subsystem initialization, an error was encountered: Error mapping in memory.

**Response:**

The FRU callouts are calculated at the time of the failure. See the error log for the actual replacement strategy.

---

**BC581A08****Explanation:**

During processor/memory subsystem initialization, an error was encountered: There is no host data for specified kind of payload.

**Response:**

The FRU callouts are calculated at the time of the failure. See the error log for the actual replacement strategy.

---

**BC581A09****Explanation:**

During processor/memory subsystem initialization, an error was encountered.

**Response:**

The FRU callouts are calculated at the time of the failure. Examine the error log for the actual replacement strategy.

---

**BC581A0A****Explanation:**

During processor/memory subsystem initialization, an error was encountered: NACA data doesn't seem right.

**Response:**

The FRU callouts are calculated at the time of the failure. See the error log for the actual replacement strategy.

---

**BC581A0B****Explanation:**

During processor/memory subsystem initialization, an error was encountered: HDAT data block falls outside valid range.

**Response:**

The FRU callouts are calculated at the time of the failure. See the error log for the actual replacement strategy.

---

**BC581A0C****Explanation:**

During processor/memory subsystem initialization, an error was encountered: Unknown section requested.

**Response:**

The FRU callouts are calculated at the time of the failure. See the error log for the actual replacement strategy.

---

**BC581A0E****Explanation:**

During processor/memory subsystem initialization, an error was encountered.

**Response:**

The FRU callouts are calculated at the time of the failure. Examine the error log for the actual replacement strategy.

---

**BC581A0F****Explanation:**

During processor/memory subsystem initialization, an error was encountered.

**Response:**

The FRU callouts are calculated at the time of the failure. Examine the error log for the actual replacement strategy.

---

**BC581A10****Explanation:**

During processor/memory subsystem initialization, an error was encountered.

**Response:**

The FRU callouts are calculated at the time of the failure. Examine the error log for the actual replacement strategy.

---

**BC581A11****Explanation:**

During processor/memory subsystem initialization, an error was encountered.

**Response:**

The FRU callouts are calculated at the time of the failure. Examine the error log for the actual replacement strategy.

---

**BC581A12****Explanation:**

During processor/memory subsystem initialization, an error was encountered.

**Response:**

The FRU callouts are calculated at the time of the failure. Examine the error log for the actual replacement strategy.

---

**BC581A14****Explanation:**

During processor/memory subsystem initialization, an error was encountered.

**Response:**

The FRU callouts are calculated at the time of the failure. Examine the error log for the actual replacement strategy.

---

**BC581A15****Explanation:**

During processor/memory subsystem initialization, an error was encountered.

**Response:**

The FRU callouts are calculated at the time of the failure. Examine the error log for the actual replacement strategy.

---

---

**BC581A16****Explanation:**

During processor/memory subsystem initialization, an error was encountered: Could not find a valid SPIRA of any type.

**Response:**

The FRU callouts are calculated at the time of the failure. See the error log for the actual replacement strategy.

---

**BC581A18****Explanation:**

During processor/memory subsystem initialization, an error was encountered.

**Response:**

The FRU callouts are calculated at the time of the failure. Examine the error log for the actual replacement strategy.

---

**BC581A19****Explanation:**

During processor/memory subsystem initialization, an error was encountered: No associated DMI targeting target(s) found for given MEMBUF targeting target.

**Response:**

The FRU callouts are calculated at the time of the failure. See the error log for the actual replacement strategy.

---

**BC581A1A****Explanation:**

During processor/memory subsystem initialization, an error was encountered: The targeting type of the input targeting target is not supported by runtime code.

**Response:**

The FRU callouts are calculated at the time of the failure. See the error log for the actual replacement strategy.

---

**BC581A1B****Explanation:**

During processor/memory subsystem initialization, an error was encountered: No processor targeting target was found for the given targeting target.

**Response:**

The FRU callouts are calculated at the time of the failure. See the error log for the actual replacement strategy.

---

**BC581A1C****Explanation:**

Kernel failed to unmap memory.

**Response:**

The FRU callouts are calculated at the time of the failure. See the error log for the actual replacement strategy.

---

**BC581A1D****Explanation:**

During processor/memory subsystem initialization, an error was encountered: PM load complex unknown mode.

**Response:**

The FRU callouts are calculated at the time of the failure. See the error log for the actual replacement strategy.

---

**BC581A1E****Explanation:**

During processor/memory subsystem initialization, an error was encountered: HCODE scom update runtime interface not linked.

**Response:**

The FRU callouts are calculated at the time of the failure. See the error log for the actual replacement strategy.

---

**BC581A1F****Explanation:**

During processor/memory subsystem initialization, an error was encountered: HCODE SCOM update error.

**Response:**

The FRU callouts are calculated at the time of the failure. See the error log for the actual replacement strategy.

---

**BC581A20****Explanation:**

Firmware error during boot.

**Response:**

The FRU callouts are calculated at the time of the failure. See the error log for the actual replacement strategy.

---

**BC581A21****Explanation:**

Platform security problem detected.

**Response:**

The FRU callouts are calculated at the time of the failure. See the error log for the actual replacement strategy.

---

**BC581A22****Explanation:**

Platform security problem detected.

**Response:**

The FRU callouts are calculated at the time of the failure. See the error log for the actual replacement strategy.

---

**BC581A23****Explanation:**

Unexpected boot firmware error.

**Response:**

The FRU callouts are calculated at the time of the failure. See the error log for the actual replacement strategy.

---

**BC581A24****Explanation:**

Platform security problem detected.

**Response:**

The FRU callouts are calculated at the time of the failure. See the error log for the actual replacement strategy.

---

**BC581A25****Explanation:**

Platform security problem detected.

**Response:**

The FRU callouts are calculated at the time of the failure. See the error log for the actual replacement strategy.

---

**BC581A26****Explanation:**

Unexpected boot firmware error.

**Response:**

The FRU callouts are calculated at the time of the failure. See the error log for the actual replacement strategy.

---

**BC581A27****Explanation:**

During processor/memory subsystem initialization, an error was encountered: Unable to fill in HB data memory.

**Response:**

The FRU callouts are calculated at the time of the failure. See the error log for the actual replacement strategy.

---

**BC581A28****Explanation:**

Internal system error occurred.

**Response:**

The FRU callouts are calculated at the time of the failure. See the error log for the actual replacement strategy.

---

**BC581A29**

**Explanation:**

Internal system error occurred.

**Response:**

The FRU callouts are calculated at the time of the failure. See the error log for the actual replacement strategy.

---

**BC581A2A****Explanation:**

Platform security problem detected.

**Response:**

The FRU callouts are calculated at the time of the failure. See the error log for the actual replacement strategy.

---

**BC581A2B****Explanation:**

Platform security problem detected.

**Response:**

The FRU callouts are calculated at the time of the failure. See the error log for the actual replacement strategy.

---

**BC581A2C****Explanation:**

Platform security problem detected.

**Response:**

The FRU callouts are calculated at the time of the failure. See the error log for the actual replacement strategy.

---

**BC581A2D****Explanation:**

Platform security problem detected.

**Response:**

The FRU callouts are calculated at the time of the failure. See the error log for the actual replacement strategy.

---

**BC581A2E****Explanation:**

Platform security problem detected.

**Response:**

The FRU callouts are calculated at the time of the failure. See the error log for the actual replacement strategy.

---

**BC581A2F****Explanation:**

Platform security problem detected.

**Response:**

The FRU callouts are calculated at the time of the failure. See the error log for the actual replacement strategy.

---

**BC581A30****Explanation:**

Platform security problem detected.

**Response:**

The FRU callouts are calculated at the time of the failure. See the error log for the actual replacement strategy.

---

**BC581A31****Explanation:**

Platform security problem detected.

**Response:**

The FRU callouts are calculated at the time of the failure. See the error log for the actual replacement strategy.

---

**BC581A32****Explanation:**

During processor/memory subsystem initialization, an error was encountered: Error with Firmware Notify request.

**Response:**

The FRU callouts are calculated at the time of the failure. See the error log for the actual replacement strategy.

---

**BC581A34****Explanation:**

During processor/memory subsystem initialization, an error was encountered: SBE error recovery attempt failed.

**Response:**

The FRU callouts are calculated at the time of the failure. See the error log for the actual replacement strategy.

---

**BC581A35****Explanation:**

During processor/memory subsystem initialization, an error was encountered: SBE error recovery attempt failed.

**Response:**

The FRU callouts are calculated at the time of the failure. See the error log for the actual replacement strategy.

---

**BC581A37****Explanation:**

During processor/memory subsystem initialization, an error was encountered: The Firmware Request call failed.

**Response:**



The FRU callouts are calculated at the time of the failure. See the error log for the actual replacement strategy.

---

**BC581A38****Explanation:**

During processor/memory subsystem initialization, an error was encountered: The Firmware Request call failed.

**Response:**

The FRU callouts are calculated at the time of the failure. See the error log for the actual replacement strategy.

---

**BC581A39****Explanation:**

During processor/memory subsystem initialization, an error was encountered: The Firmware Request call failed.

**Response:**

The FRU callouts are calculated at the time of the failure. See the error log for the actual replacement strategy.

---

**BC581A3A****Explanation:**

Firmware encountered an internal error.

**Response:**

The FRU callouts are calculated at the time of the failure. See the error log for the actual replacement strategy.

---

**BC581A3B****Explanation:**

Firmware encountered an internal error.

**Response:**

The FRU callouts are calculated at the time of the failure. See the error log for the actual replacement strategy.

---

**BC581A3C****Explanation:**

During processor/memory subsystem initialization, an error was encountered: Attribute failed to update on HBRT side.

**Response:**

The FRU callouts are calculated at the time of the failure. See the error log for the actual replacement strategy.

---

**BC581A3D****Explanation:**

Hostboot attempted to reserve memory outside of allowed range.

**Response:**

The FRU callouts are calculated at the time of the failure. See the error log for the actual replacement strategy.

---

**BC581A3E****Explanation:**

During processor/memory subsystem initialization, an error was encountered: messages from other nodes have not returned in time.

**Response:**

The FRU callouts are calculated at the time of the failure. See the error log for the actual replacement strategy.

---

**BC581A3F****Explanation:**

During processor/memory subsystem initialization, an error was encountered: sendSBESystemConfig timer thread failed.

**Response:**

The FRU callouts are calculated at the time of the failure. See the error log for the actual replacement strategy.

---

**BC581A40****Explanation:**

Informational log containing historic data.

**Response:**

The FRU callouts are calculated at the time of the failure. See the error log for the actual replacement strategy.

---

**BC581A42****Explanation:**

Failure in the security subsystem.

**Response:**

The FRU callouts are calculated at the time of the failure. See the error log for the actual replacement strategy.

---

**BC581A43****Explanation:**

Failure in the security subsystem.

**Response:**

The FRU callouts are calculated at the time of the failure. See the error log for the actual replacement strategy.

---

**BC581A44****Explanation:**

Firmware error initializing system data structures during boot.

**Response:**

The FRU callouts are calculated at the time of the failure. See the error log for the actual replacement strategy.

---

**BC581B01****Explanation:**

Boot firmware has crashed with an internal error.

**Response:**

The FRU callouts are calculated at the time of the failure. See the error log for the actual replacement strategy.

---

**BC581B02****Explanation:**

Boot firmware has crashed with an internal error.

**Response:**

The FRU callouts are calculated at the time of the failure. See the error log for the actual replacement strategy.

---

**BC581B03****Explanation:**

Boot firmware has crashed with an internal error.

**Response:**

The FRU callouts are calculated at the time of the failure. See the error log for the actual replacement strategy.

---

**BC581C01****Explanation:**

During processor/memory subsystem initialization, an error was encountered.

**Response:**

The FRU callouts are calculated at the time of the failure. Examine the error log for the actual replacement strategy.

---

**BC581C02****Explanation:**

During processor/memory subsystem initialization, an error was encountered.

**Response:**

The FRU callouts are calculated at the time of the failure. Examine the error log for the actual replacement strategy.

---

**BC581C03****Explanation:**

During processor/memory subsystem initialization, an error was encountered: System configuration does not have a Parent DMI for the current centaur.

**Response:**

The FRU callouts are calculated at the time of the failure. See the error log for the actual replacement strategy.

---

**BC581C05****Explanation:**

During processor/memory subsystem initialization, an error was encountered: SUE Encountered when collecting IBSCOM Error Data.

**Response:**

The FRU callouts are calculated at the time of the failure. See the error log for the actual replacement strategy.

---

**BC581C06****Explanation:**

During processor/memory subsystem initialization, an error was encountered: Bus failure when attempting to perform IBSCOM operation. IBSCOM disabled.

**Response:**

The FRU callouts are calculated at the time of the failure. See the error log for the actual replacement strategy.

---

**BC581C07****Explanation:**

During processor/memory subsystem initialization, an error was encountered.

**Response:**

The FRU callouts are calculated at the time of the failure. Examine the error log for the actual replacement strategy.

---

**BC581C08****Explanation:**

During processor/memory subsystem initialization, an error was encountered: PIB error when attempting to perform IBSCOM operation.

**Response:**

The FRU callouts are calculated at the time of the failure. See the error log for the actual replacement strategy.

---

**BC581C09****Explanation:**

During processor/memory subsystem initialization, an error was encountered: Detected error doesn't match the address we failed on.

**Response:**

The FRU callouts are calculated at the time of the failure. See the error log for the actual replacement strategy.

---

**BC581C0A****Explanation:**

During processor/memory subsystem initialization, an error was encountered: Previous error disabled ibscom, so forcing a retry via FSI.

**Response:**

The FRU callouts are calculated at the time of the failure. See the error log for the actual replacement strategy.

---

**BC581D01****Explanation:**

A problem occurred during the IPL of the system.

**Response:**

The FRU callouts are calculated at the time of the failure. See the error log for the actual replacement strategy.

---

**BC581D03****Explanation:**

During processor/memory subsystem initialization, an error was encountered: The record enumeration did not have a corresponding string value.

**Response:**

The FRU callouts are calculated at the time of the failure. See the error log for the actual replacement strategy.

---

**BC581D04****Explanation:**

A problem occurred during the IPL of the system.

**Response:**

The FRU callouts are calculated at the time of the failure. See the error log for the actual replacement strategy.

---

**BC581D05****Explanation:**

During processor/memory subsystem initialization, an error was encountered: Record name does not match value expected for offset read.

**Response:**

The FRU callouts are calculated at the time of the failure. See the error log for the actual replacement strategy.

---

**BC581D06****Explanation:**

During processor/memory subsystem initialization, an error was encountered: Buffer for checking Presence Detect was not the correct size.

**Response:**

The FRU callouts are calculated at the time of the failure. See the error log for the actual replacement strategy.

---

**BC581D07****Explanation:**

During processor/memory subsystem initialization, an error was encountered: Invalid Basic Memory Type.

**Response:**

The FRU callouts are calculated at the time of the failure. See the error log for the actual replacement strategy.

---

**BC581D09****Explanation:**

A problem occurred during the IPL of the system.

**Response:**

The FRU callouts are calculated at the time of the failure. See the error log for the actual replacement strategy.

---

**BC581D0B****Explanation:**

A problem occurred during the IPL of the system.

**Response:**

The FRU callouts are calculated at the time of the failure. See the error log for the actual replacement strategy.

---

**BC581D0D****Explanation:**

A problem occurred during the IPL of the system.

**Response:**

The FRU callouts are calculated at the time of the failure. See the error log for the actual replacement strategy.

---

**BC581D0E****Explanation:**

A problem occurred during the IPL of the system.

**Response:**

The FRU callouts are calculated at the time of the failure. See the error log for the actual replacement strategy.

---

**BC581D0F****Explanation:**

A problem occurred during the IPL of the system.

**Response:**

The FRU callouts are calculated at the time of the failure. See the error log for the actual replacement strategy.

---

**BC581D10****Explanation:**

A problem occurred during the IPL of the system.

**Response:**

The FRU callouts are calculated at the time of the failure. See the error log for the actual replacement strategy.

---

**BC581D11****Explanation:**

A problem occurred during the IPL of the system.

**Response:**

The FRU callouts are calculated at the time of the failure. See the error log for the actual replacement strategy.

---

**BC581D13**

**Explanation:**

A problem occurred during the IPL of the system.

**Response:**

The FRU callouts are calculated at the time of the failure. Examine the error log for the actual replacement strategy.

---

**BC581D14**

**Explanation:**

A problem occurred during the IPL of the system.

**Response:**

The FRU callouts are calculated at the time of the failure. See the error log for the actual replacement strategy.

---

**BC581D15**

**Explanation:**

A problem occurred during the IPL of the system.

**Response:**

The FRU callouts are calculated at the time of the failure. See the error log for the actual replacement strategy.

---

**BC581D16**

**Explanation:**

During processor/memory subsystem initialization, an error was encountered: Requested VPD type is invalid or not supported at runtime.

**Response:**

The FRU callouts are calculated at the time of the failure. See the error log for the actual replacement strategy.

---

**BC581D18**

**Explanation:**

During processor/memory subsystem initialization, an error was encountered.

**Response:**

The FRU callouts are calculated at the time of the failure. Examine the error log for the actual replacement strategy.

---

**BC581D19**

**Explanation:**

During processor/memory subsystem initialization, an error was encountered.

**Response:**

The FRU callouts are calculated at the time of the failure. Examine the error log for the actual replacement strategy.

---

**BC581D1A**

**Explanation:**

During processor/memory subsystem initialization, an error was encountered: Hypervisor returned NULL address for VPD.

**Response:**

The FRU callouts are calculated at the time of the failure. See the error log for the actual replacement strategy.

---

**BC581D1B**

**Explanation:**

During processor/memory subsystem initialization, an error was encountered: Reserved size in memory insufficient for runtime VPD.

**Response:**

The FRU callouts are calculated at the time of the failure. See the error log for the actual replacement strategy.

---

**BC581D1C**

**Explanation:**

During processor/memory subsystem initialization, an error was encountered.

**Response:**

The FRU callouts are calculated at the time of the failure. Examine the error log for the actual replacement strategy.

---

**BC581D30**

**Explanation:**

During processor/memory subsystem initialization, an error was encountered: The VHDR was invalid.

**Response:**

The FRU callouts are calculated at the time of the failure. See the error log for the actual replacement strategy.

---

**BC581D31**

**Explanation:**

During processor/memory subsystem initialization, an error was encountered: Unable to resolve the VPD source (PNOR or SEEPROM).

**Response:**

The FRU callouts are calculated at the time of the failure. See the error log for the actual replacement strategy.

---

**BC581D32**

**Explanation:**

During processor/memory subsystem initialization, an error was encountered: writePNOR mm\_remove\_pages FLUSH failed.

**Response:**

The FRU callouts are calculated at the time of the failure. See the error log for the actual replacement strategy.

---

**BC581D33**

**Explanation:**

During processor/memory subsystem initialization, an error was encountered: Unexpected target type.

**Response:**

The FRU callouts are calculated at the time of the failure. See the error log for the actual replacement strategy.

---

**BC581D34**

**Explanation:**

During processor/memory subsystem initialization, an error was encountered: Unable to resolve the VPD destination (PNOR or SEEPROM).

**Response:**

The FRU callouts are calculated at the time of the failure. See the error log for the actual replacement strategy.

---

**BC581D35**

**Explanation:**

Fatal firmware boot error.

**Response:**

The FRU callouts are calculated at the time of the failure. See the error log for the actual replacement strategy.

---

**BC581D36**

**Explanation:**

During processor/memory subsystem initialization, an error was encountered: Invalid data length.

**Response:**

The FRU callouts are calculated at the time of the failure. See the error log for the actual replacement strategy.

---

**BC581D37**

**Explanation:**

During processor/memory subsystem initialization, an error was encountered: MBOX send not supported in HBRT.

**Response:**

The FRU callouts are calculated at the time of the failure. See the error log for the actual replacement strategy.

---

**BC581D3B**

**Explanation:**

During processor/memory subsystem initialization, an error was encountered: Node for VPD is too large.

**Response:**

The FRU callouts are calculated at the time of the failure. See the error log for the actual replacement strategy.

---

**BC581D3C**

**Explanation:**

Firmware error writing VPD.

**Response:**

The FRU callouts are calculated at the time of the failure. See the error log for the actual replacement strategy.

---

**BC581D3D**

**Explanation:**

Runtime vital product data update failure.

**Response:**

The FRU callouts are calculated at the time of the failure. See the error log for the actual replacement strategy.

---

**BC581D3E**

**Explanation:**

Firmware configuration error.

**Response:**

The FRU callouts are calculated at the time of the failure. See the error log for the actual replacement strategy.

---

**BC581D3F**

**Explanation:**

Firmware error during boot.

**Response:**

The FRU callouts are calculated at the time of the failure. See the error log for the actual replacement strategy.

---

**BC581E01**

**Explanation:**

During processor/memory subsystem initialization, an error was encountered.

**Response:**

The FRU callouts are calculated at the time of the failure. Examine the error log for the actual replacement strategy.

---

**BC581E02**

**Explanation:**

During processor/memory subsystem initialization, an error was encountered.

**Response:**

The FRU callouts are calculated at the time of the failure. Examine the error log for the actual replacement strategy.

---

**BC581E03****Explanation:**

A problem occurred during the IPL of the system.

**Response:**

The FRU callouts are calculated at the time of the failure. Examine the error log for the actual replacement strategy.

---

**BC581E05****Explanation:**

A problem occurred during the IPL of the system.

**Response:**

The FRU callouts are calculated at the time of the failure. See the error log for the actual replacement strategy.

---

**BC581E06****Explanation:**

A problem occurred during the IPL of the system.

**Response:**

The FRU callouts are calculated at the time of the failure. Examine the error log for the actual replacement strategy.

---

**BC581E07****Explanation:**

Secure Boot firmware validation failed.

**Response:**

The FRU callouts are calculated at the time of the failure. See the error log for the actual replacement strategy.

---

**BC581E09****Explanation:**

Unexpected internal firmware error.

**Response:**

The FRU callouts are calculated at the time of the failure. See the error log for the actual replacement strategy.

---

**BC581E0B****Explanation:**

Security failure occurred during the IPL of the system.

**Response:**

The FRU callouts are calculated at the time of the failure. See the error log for the actual replacement strategy.

---

**BC581E0C****Explanation:**

Boot firmware integrity issue; Reinstall boot firmware.

**Response:**

The FRU callouts are calculated at the time of the failure. See the error log for the actual replacement strategy.

---

**BC581E0D****Explanation:**

Firmware Error.

**Response:**

The FRU callouts are calculated at the time of the failure. See the error log for the actual replacement strategy.

---

**BC581E0E****Explanation:**

Platform security problem detected.

**Response:**

The FRU callouts are calculated at the time of the failure. See the error log for the actual replacement strategy.

---

**BC581E0F****Explanation:**

Firmware Error.

**Response:**

The FRU callouts are calculated at the time of the failure. See the error log for the actual replacement strategy.

---

**BC581E10****Explanation:**

Firmware Error.

**Response:**

The FRU callouts are calculated at the time of the failure. See the error log for the actual replacement strategy.

---

**BC581E11****Explanation:**

Firmware Error.

**Response:**

The FRU callouts are calculated at the time of the failure. See the error log for the actual replacement strategy.

---

**BC581E12****Explanation:**

Firmware Error.

**Response:**

The FRU callouts are calculated at the time of the failure. See the error log for the actual replacement strategy.

---

**BC581E13****Explanation:**

Boot firmware integrity issue; Reinstall boot firmware.

**Response:**

The FRU callouts are calculated at the time of the failure. See the error log for the actual replacement strategy.

---

**BC581E14**

**Explanation:**

Secure Boot failure.

**Response:**

The FRU callouts are calculated at the time of the failure. See the error log for the actual replacement strategy.

---

**BC581E15**

**Explanation:**

Planar jumper configuration.

**Response:**

The FRU callouts are calculated at the time of the failure. See the error log for the actual replacement strategy.

---

**BC581E16**

**Explanation:**

A problem occurred during the IPL of the system.

**Response:**

The FRU callouts are calculated at the time of the failure. See the error log for the actual replacement strategy.

---

**BC581E17**

**Explanation:**

Could not allocate any requested SMF memory.

**Response:**

The FRU callouts are calculated at the time of the failure. See the error log for the actual replacement strategy.

---

**BC581E18**

**Explanation:**

SMF secure memory allocation request altered to satisfy memory allocation rules.

**Response:**

The FRU callouts are calculated at the time of the failure. See the error log for the actual replacement strategy.

---

**BC581E20**

**Explanation:**

Secure Boot failure.

**Response:**

The FRU callouts are calculated at the time of the failure. See the error log for the actual replacement strategy.

---

**BC581E21**

**Explanation:**

Secure Boot failure.

**Response:**

The FRU callouts are calculated at the time of the failure. See the error log for the actual replacement strategy.

---

**BC581E22**

**Explanation:**

Secure Boot failure.

**Response:**

The FRU callouts are calculated at the time of the failure. See the error log for the actual replacement strategy.

---

**BC581E23**

**Explanation:**

Secure Boot failure.

**Response:**

The FRU callouts are calculated at the time of the failure. See the error log for the actual replacement strategy.

---

**BC581E24**

**Explanation:**

Secure Boot failure.

**Response:**

The FRU callouts are calculated at the time of the failure. See the error log for the actual replacement strategy.

---

**BC581E25**

**Explanation:**

Secure Boot failure.

**Response:**

The FRU callouts are calculated at the time of the failure. See the error log for the actual replacement strategy.

---

**BC581E26**

**Explanation:**

Secure Boot failure.

**Response:**

The FRU callouts are calculated at the time of the failure. See the error log for the actual replacement strategy.

---

**BC581E27**

**Explanation:**

Secure Boot failure.

**Response:**

The FRU callouts are calculated at the time of the failure. See the error log for the actual replacement strategy.

---

**BC581E28****Explanation:**

Secure Boot failure.

**Response:**

The FRU callouts are calculated at the time of the failure. See the error log for the actual replacement strategy.

---

**BC581E29****Explanation:**

Secure Boot failure.

**Response:**

The FRU callouts are calculated at the time of the failure. See the error log for the actual replacement strategy.

---

**BC581E2A****Explanation:**

Secure Boot failure.

**Response:**

The FRU callouts are calculated at the time of the failure. See the error log for the actual replacement strategy.

---

**BC581E2B****Explanation:**

Secure Boot failure.

**Response:**

The FRU callouts are calculated at the time of the failure. See the error log for the actual replacement strategy.

---

**BC581E2D****Explanation:**

During processor/memory subsystem initialization, an error was encountered: Could not fetch primary TPM's Log.

**Response:**

The FRU callouts are calculated at the time of the failure. See the error log for the actual replacement strategy.

---

**BC581E30****Explanation:**

Trusted Boot failure.

**Response:**

The FRU callouts are calculated at the time of the failure. See the error log for the actual replacement strategy.

---

**BC581E31****Explanation:**

Trusted Boot failure.

**Response:**

The FRU callouts are calculated at the time of the failure. See the error log for the actual replacement strategy.

---

**BC581E32****Explanation:**

Trusted Boot failure.

**Response:**

The FRU callouts are calculated at the time of the failure. See the error log for the actual replacement strategy.

---

**BC581E33****Explanation:**

Trusted Boot failure.

**Response:**

The FRU callouts are calculated at the time of the failure. See the error log for the actual replacement strategy.

---

**BC581E34****Explanation:**

Trusted Boot failure.

**Response:**

The FRU callouts are calculated at the time of the failure. See the error log for the actual replacement strategy.

---

**BC581E41****Explanation:**

A problem occurred during the IPL of the system.

**Response:**

The FRU callouts are calculated at the time of the failure. See the error log for the actual replacement strategy.

---

**BC581E42****Explanation:**

A problem occurred during the IPL of the system.

**Response:**

The FRU callouts are calculated at the time of the failure. See the error log for the actual replacement strategy.

---

**BC581E43****Explanation:**

A problem occurred during the IPL of the system.

**Response:**

The FRU callouts are calculated at the time of the failure. See the error log for the actual replacement strategy.



---

**BC581E44****Explanation:**

Physical Presence was Asserted.

**Response:**

The FRU callouts are calculated at the time of the failure. See the error log for the actual replacement strategy.

---

**BC581E45****Explanation:**

Re-IPLing to open a Physical Presence Window.

**Response:**

The FRU callouts are calculated at the time of the failure. See the error log for the actual replacement strategy.

---

**BC581E46****Explanation:**

A problem occurred during the IPL of the system.

**Response:**

The FRU callouts are calculated at the time of the failure. See the error log for the actual replacement strategy.

---

**BC581E47****Explanation:**

Detected Special Key Clear Request.

**Response:**

The FRU callouts are calculated at the time of the failure. See the error log for the actual replacement strategy.

---

**BC581EA0****Explanation:**

During processor/memory subsystem initialization, an error was encountered: Invalid operation type.

**Response:**

The FRU callouts are calculated at the time of the failure. See the error log for the actual replacement strategy.

---

**BC581EA1****Explanation:**

During processor/memory subsystem initialization, an error was encountered: No Trusted Platform Modules (TPM) found in system.

**Response:**

The FRU callouts are calculated at the time of the failure. See the error log for the actual replacement strategy.

---

**BC581EA2****Explanation:**

During processor/memory subsystem initialization, an error was encountered: Command failure reading Trusted Platform Module (TPM) FW version.

**Response:**

The FRU callouts are calculated at the time of the failure. See the error log for the actual replacement strategy.

---

**BC581EA3****Explanation:**

During processor/memory subsystem initialization, an error was encountered: Command failure reading Trusted Platform Module (TPM) FW version.

**Response:**

The FRU callouts are calculated at the time of the failure. See the error log for the actual replacement strategy.

---

**BC581EA4****Explanation:**

During processor/memory subsystem initialization, an error was encountered: Command failure reading Trusted Platform Module (TPM) FW version.

**Response:**

The FRU callouts are calculated at the time of the failure. See the error log for the actual replacement strategy.

---

**BC581EA5****Explanation:**

During processor/memory subsystem initialization, an error was encountered: Command failure reading Trusted Platform Module (TPM) FW version.

**Response:**

The FRU callouts are calculated at the time of the failure. See the error log for the actual replacement strategy.

---

**BC581EA6****Explanation:**

During processor/memory subsystem initialization, an error was encountered: Unsupported command code during marshal.

**Response:**

The FRU callouts are calculated at the time of the failure. See the error log for the actual replacement strategy.

---

**BC581EA7****Explanation:**

During processor/memory subsystem initialization, an error was encountered: Marshaling error detected.

**Response:**

The FRU callouts are calculated at the time of the failure. See the error log for the actual replacement strategy.

---

**BC581EA8****Explanation:**

During processor/memory subsystem initialization, an error was encountered: Unsupported command code during unmarshal.

**Response:**

The FRU callouts are calculated at the time of the failure. See the error log for the actual replacement strategy.

---

**BC581EA9****Explanation:**

During processor/memory subsystem initialization, an error was encountered: Unmarshaling error detected.

**Response:**

The FRU callouts are calculated at the time of the failure. See the error log for the actual replacement strategy.

---

**BC581F01****Explanation:**

During processor/memory subsystem initialization, an error was encountered: IPC service provider received an unexpected message.

**Response:**

The FRU callouts are calculated at the time of the failure. See the error log for the actual replacement strategy.

---

**BC582101****Explanation:**

During processor/memory subsystem initialization, an error was encountered.

**Response:**

The FRU callouts are calculated at the time of the failure. Examine the error log for the actual replacement strategy.

---

**BC582102****Explanation:**

During processor/memory subsystem initialization, an error was encountered.

**Response:**

The FRU callouts are calculated at the time of the failure. Examine the error log for the actual replacement strategy.

---

**BC582201****Explanation:**

A problem occurred while updating processor boot code.

**Response:**

The FRU callouts are calculated at the time of the failure. See the error log for the actual replacement strategy.

---

**BC582202****Explanation:**

A problem occurred while updating processor boot code.

**Response:**

The FRU callouts are calculated at the time of the failure. See the error log for the actual replacement strategy.

---

**BC582203****Explanation:**

A problem occurred while updating processor boot code.

**Response:**

The FRU callouts are calculated at the time of the failure. See the error log for the actual replacement strategy.

---

**BC582204****Explanation:**

A problem occurred while updating processor boot code.

**Response:**

The FRU callouts are calculated at the time of the failure. See the error log for the actual replacement strategy.

---

**BC582206****Explanation:**

A problem occurred while updating processor boot code.

**Response:**

The FRU callouts are calculated at the time of the failure. See the error log for the actual replacement strategy.

---

**BC582207****Explanation:**

A problem occurred while updating processor boot code.

**Response:**

The FRU callouts are calculated at the time of the failure. See the error log for the actual replacement strategy.

---

**BC582208****Explanation:**

A problem occurred while updating processor boot code.

**Response:**

The FRU callouts are calculated at the time of the failure. See the error log for the actual replacement strategy.

---

**BC58220A****Explanation:**

A problem occurred while updating processor boot code.

**Response:**

The FRU callouts are calculated at the time of the failure. See the error log for the actual replacement strategy.

---

**BC58220B****Explanation:**

A problem occurred while updating processor boot code.

**Response:**

The FRU callouts are calculated at the time of the failure. See the error log for the actual replacement strategy.

---

**BC58220D****Explanation:**

A problem occurred while updating processor boot code.

**Response:**

The FRU callouts are calculated at the time of the failure. See the error log for the actual replacement strategy.

---

**BC58220E****Explanation:**

During processor/memory subsystem initialization, an error was encountered: Invalid Boot SEEPROM Side Found.

**Response:**

The FRU callouts are calculated at the time of the failure. See the error log for the actual replacement strategy.

---

**BC58220F****Explanation:**

ECC or Data Miscompare Fail Reading Back Self Boot Engine (SBE) Version Information.

**Response:**

The FRU callouts are calculated at the time of the failure. See the error log for the actual replacement strategy.

---

**BC582210****Explanation:**

A problem occurred while updating processor boot code.

**Response:**

The FRU callouts are calculated at the time of the failure. See the error log for the actual replacement strategy.

---

**BC582211****Explanation:**

A problem occurred while updating processor boot code.

**Response:**

The FRU callouts are calculated at the time of the failure. See the error log for the actual replacement strategy.

---

**BC582212****Explanation:**

Successful Update of Self Boot Engine (SBE) SEEPROM SBE Version Information.

**Response:**

The FRU callouts are calculated at the time of the failure. See the error log for the actual replacement strategy.

---

**BC582213****Explanation:**

Self Boot Engine (SBE) Version Miscompare with Master Target.

**Response:**

The FRU callouts are calculated at the time of the failure. See the error log for the actual replacement strategy.

---

**BC582214****Explanation:**

During processor/memory subsystem initialization, an error was encountered: Error Associated with Updating this Target.

**Response:**

The FRU callouts are calculated at the time of the failure. See the error log for the actual replacement strategy.

---

**BC582215****Explanation:**

Self Boot Engine (SBE) Image Version Miscompare with Master Target.

**Response:**

The FRU callouts are calculated at the time of the failure. See the error log for the actual replacement strategy.

---

**BC582216****Explanation:**

A problem occurred while updating processor boot code.

**Response:**

The FRU callouts are calculated at the time of the failure. See the error log for the actual replacement strategy.

---

**BC582217****Explanation:**

Unsupported system configuration.

**Response:**

The FRU callouts are calculated at the time of the failure. See the error log for the actual replacement strategy.

---

**BC582218****Explanation:**

Unsupported system configuration.

**Response:**

The FRU callouts are calculated at the time of the failure. See the error log for the actual replacement strategy.

---

**BC582219****Explanation:**

A problem occurred while updating processor boot code.

**Response:**

The FRU callouts are calculated at the time of the failure. See the error log for the actual replacement strategy.

---

**BC58221A****Explanation:**

A problem occurred while updating processor boot code.

**Response:**

The FRU callouts are calculated at the time of the failure. See the error log for the actual replacement strategy.

---

**BC58221B****Explanation:**

SBE is not being updated.

**Response:**

The FRU callouts are calculated at the time of the failure. See the error log for the actual replacement strategy.

---

**BC58221D****Explanation:**

Chip level is invalid.

**Response:**

The FRU callouts are calculated at the time of the failure. See the error log for the actual replacement strategy.

---

**BC58221E****Explanation:**

A problem occurred while updating processor boot code.

**Response:**

The FRU callouts are calculated at the time of the failure. See the error log for the actual replacement strategy.

---

**BC58221F****Explanation:**

A problem occurred while updating processor boot code.

**Response:**

The FRU callouts are calculated at the time of the failure. See the error log for the actual replacement strategy.

---

**BC582300****Explanation:**

A problem occurred during the IPL of the system.

**Response:**

The FRU callouts are calculated at the time of the failure. See the error log for the actual replacement strategy.

---

**BC582301****Explanation:**

A problem occurred during the IPL of the system.

**Response:**

The FRU callouts are calculated at the time of the failure. See the error log for the actual replacement strategy.

---

**BC582302****Explanation:**

A problem occurred during the IPL of the system.

**Response:**

The FRU callouts are calculated at the time of the failure. See the error log for the actual replacement strategy.

---

**BC582303****Explanation:**

A problem occurred during the IPL of the system.

**Response:**

The FRU callouts are calculated at the time of the failure. See the error log for the actual replacement strategy.

---

**BC582310****Explanation:**

A problem occurred during the IPL of the system.

**Response:**

The FRU callouts are calculated at the time of the failure. See the error log for the actual replacement strategy.

---

**BC582401****Explanation:**

Firmware error accessing internal bus during IPL.

**Response:**

The FRU callouts are calculated at the time of the failure. See the error log for the actual replacement strategy.

---

**BC582402****Explanation:**

Hardware error accessing internal bus during IPL.

**Response:**

The FRU callouts are calculated at the time of the failure. See the error log for the actual replacement strategy.

---

**BC582403****Explanation:**

Firmware error accessing internal bus during IPL.

**Response:**

The FRU callouts are calculated at the time of the failure. See the error log for the actual replacement strategy.

---

**BC582404****Explanation:**

Error(s) found in OPB Status Register.

**Response:**

The FRU callouts are calculated at the time of the failure. See the error log for the actual replacement strategy.

---

**BC582405****Explanation:**

Unsupported Reset Level requested.

**Response:**

The FRU callouts are calculated at the time of the failure. See the error log for the actual replacement strategy.

---

**BC582406****Explanation:**

Firmware error during boot flash diagnostics.

**Response:**

The FRU callouts are calculated at the time of the failure. See the error log for the actual replacement strategy.

---

**BC582407****Explanation:**

Firmware error during boot flash diagnostics.

**Response:**

The FRU callouts are calculated at the time of the failure. See the error log for the actual replacement strategy.

---

**BC582408****Explanation:**

Firmware error during boot flash diagnostics.

**Response:**

The FRU callouts are calculated at the time of the failure. See the error log for the actual replacement strategy.

---

**BC582409****Explanation:**

Firmware error during boot flash diagnostics.

**Response:**

The FRU callouts are calculated at the time of the failure. See the error log for the actual replacement strategy.

---

**BC58240A****Explanation:**

Error(s) found in LPCHC Status Register.

**Response:**

The FRU callouts are calculated at the time of the failure. See the error log for the actual replacement strategy.

---

**BC582501****Explanation:**

Firmware error during system boot.

**Response:**

The FRU callouts are calculated at the time of the failure. See the error log for the actual replacement strategy.

---

**BC582502****Explanation:**

Firmware error.

**Response:**

The FRU callouts are calculated at the time of the failure. See the error log for the actual replacement strategy.

---

**BC582503****Explanation:**

Firmware error during IPMI event handling.

**Response:**

The FRU callouts are calculated at the time of the failure. See the error log for the actual replacement strategy.

---

**BC582504****Explanation:**

During processor/memory subsystem initialization, an error was encountered: Command not valid for this sensor.

**Response:**

The FRU callouts are calculated at the time of the failure. See the error log for the actual replacement strategy.

---

**BC582505**

**Explanation:**

During processor/memory subsystem initialization, an error was encountered: Set sensor reading command failed.

**Response:**

The FRU callouts are calculated at the time of the failure. See the error log for the actual replacement strategy.

---

**BC582506**

**Explanation:**

During processor/memory subsystem initialization, an error was encountered: Set sensor reading command failed.

**Response:**

The FRU callouts are calculated at the time of the failure. See the error log for the actual replacement strategy.

---

**BC582507**

**Explanation:**

During processor/memory subsystem initialization, an error was encountered: Requested sensor is not present.

**Response:**

The FRU callouts are calculated at the time of the failure. See the error log for the actual replacement strategy.

---

**BC582508**

**Explanation:**

During processor/memory subsystem initialization, an error was encountered: Set sensor reading command failed.

**Response:**

The FRU callouts are calculated at the time of the failure. See the error log for the actual replacement strategy.

---

**BC582509**

**Explanation:**

Unexpected IPMI completion code from the BMC.

**Response:**

The FRU callouts are calculated at the time of the failure. See the error log for the actual replacement strategy.

---

**BC58250A**

**Explanation:**

The DCMI command to retrieve the power limit data from the BMC has failed, the user defined power limit cannot be applied.

**Response:**

The FRU callouts are calculated at the time of the failure. See the error log for the actual replacement strategy.

---

**BC58250B**

**Explanation:**

Request to get sensor reading IPMI completion code can be seen in userdata1 field of the log.

**Response:**

The FRU callouts are calculated at the time of the failure. See the error log for the actual replacement strategy.

---

**BC58250C**

**Explanation:**

During processor/memory subsystem initialization, an error was encountered: Request to get sensor type form the bmc failed.

**Response:**

The FRU callouts are calculated at the time of the failure. See the error log for the actual replacement strategy.

---

**BC58250D**

**Explanation:**

Unable to determine sensor information.

**Response:**

The FRU callouts are calculated at the time of the failure. See the error log for the actual replacement strategy.

---

**BC58250E**

**Explanation:**

During processor/memory subsystem initialization, an error was encountered: VPD data is invalid size.

**Response:**

The FRU callouts are calculated at the time of the failure. See the error log for the actual replacement strategy.

---

**BC58250F**

**Explanation:**

The passed in sensor number is not valid.

**Response:**

The FRU callouts are calculated at the time of the failure. See the error log for the actual replacement strategy.

---

**BC582510****Explanation:**

Unable to find a valid sensor setting.

**Response:**

The FRU callouts are calculated at the time of the failure. See the error log for the actual replacement strategy.

---

**BC582601****Explanation:**

During processor/memory subsystem initialization, an error was encountered: OCC is not valid.

**Response:**

The FRU callouts are calculated at the time of the failure. See the error log for the actual replacement strategy.

---

**BC582602****Explanation:**

During processor/memory subsystem initialization, an error was encountered: Throttle numerator calculated doesn't meet min utilization.

**Response:**

The FRU callouts are calculated at the time of the failure. See the error log for the actual replacement strategy.

---

**BC582603****Explanation:**

During processor/memory subsystem initialization, an error was encountered: Throttle HW procedure calculated an invalid numerator value.

**Response:**

The FRU callouts are calculated at the time of the failure. See the error log for the actual replacement strategy.

---

**BC582605****Explanation:**

During processor/memory subsystem initialization, an error was encountered: OCC not ready for target state.

**Response:**

The FRU callouts are calculated at the time of the failure. See the error log for the actual replacement strategy.

---

**BC582606****Explanation:**

During processor/memory subsystem initialization, an error was encountered: Unable to read `FREQ_EXT_BIAS` attributes.

**Response:**

The FRU callouts are calculated at the time of the failure. See the error log for the actual replacement strategy.

---

**BC58260E****Explanation:**

During processor/memory subsystem initialization, an error was encountered: Unable to send cmd to OCC exception.

**Response:**

The FRU callouts are calculated at the time of the failure. See the error log for the actual replacement strategy.

---

**BC582616****Explanation:**

During processor/memory subsystem initialization, an error was encountered: Homer pointer is nullptr, unable to communicate with the OCCs. Leaving system in safe mode.

**Response:**

The FRU callouts are calculated at the time of the failure. See the error log for the actual replacement strategy.

---

**BC582618****Explanation:**

During processor/memory subsystem initialization, an error was encountered: Invalid response length received.

**Response:**

The FRU callouts are calculated at the time of the failure. See the error log for the actual replacement strategy.

---

**BC582619****Explanation:**

During processor/memory subsystem initialization, an error was encountered: OCC response had checksum failure.

**Response:**

The FRU callouts are calculated at the time of the failure. See the error log for the actual replacement strategy.

---

**BC58261B****Explanation:**

During processor/memory subsystem initialization, an error was encountered: Invalid length in OCC response.

**Response:**

The FRU callouts are calculated at the time of the failure. See the error log for the actual replacement strategy.

---

**BC58261C**

**Explanation:**

During processor/memory subsystem initialization, an error was encountered: Invalid POLL response length.

**Response:**

The FRU callouts are calculated at the time of the failure. See the error log for the actual replacement strategy.

---

**BC58261D****Explanation:**

During processor/memory subsystem initialization, an error was encountered: Bad FRU data received in OCC error log.

**Response:**

The FRU callouts are calculated at the time of the failure. See the error log for the actual replacement strategy.

---

**BC582622****Explanation:**

During processor/memory subsystem initialization, an error was encountered: Invalid role is POLL response.

**Response:**

The FRU callouts are calculated at the time of the failure. See the error log for the actual replacement strategy.

---

**BC582623****Explanation:**

During processor/memory subsystem initialization, an error was encountered: Invalid OCC state requested.

**Response:**

The FRU callouts are calculated at the time of the failure. See the error log for the actual replacement strategy.

---

**BC582624****Explanation:**

During processor/memory subsystem initialization, an error was encountered: OCC comm not established or command is not supported.

**Response:**

The FRU callouts are calculated at the time of the failure. See the error log for the actual replacement strategy.

---

**BC582625****Explanation:**

During processor/memory subsystem initialization, an error was encountered: OCCs were not loaded/started successfully.

**Response:**

The FRU callouts are calculated at the time of the failure. See the error log for the actual replacement strategy.

---

**BC582626****Explanation:**

During processor/memory subsystem initialization, an error was encountered: OCC did not change to requested state.

**Response:**

The FRU callouts are calculated at the time of the failure. See the error log for the actual replacement strategy.

---

**BC582635****Explanation:**

During processor/memory subsystem initialization, an error was encountered: Timeout waiting for OCC response.

**Response:**

The FRU callouts are calculated at the time of the failure. See the error log for the actual replacement strategy.

---

**BC582645****Explanation:**

During processor/memory subsystem initialization, an error was encountered: No OCC target found for proc Target,.

**Response:**

The FRU callouts are calculated at the time of the failure. See the error log for the actual replacement strategy.

---

**BC582655****Explanation:**

During processor/memory subsystem initialization, an error was encountered: No OCC master was found.

**Response:**

The FRU callouts are calculated at the time of the failure. See the error log for the actual replacement strategy.

---

**BC582656****Explanation:**

During processor/memory subsystem initialization, an error was encountered: OCC reset threshold reached. Leaving OCCs in reset state.

**Response:**

The FRU callouts are calculated at the time of the failure. See the error log for the actual replacement strategy.

---

**BC582663****Explanation:**

During processor/memory subsystem initialization, an error was encountered: Invalid OCC error log data.

**Response:**



The FRU callouts are calculated at the time of the failure. See the error log for the actual replacement strategy.

---

**BC58267D****Explanation:**

During processor/memory subsystem initialization, an error was encountered: Bad FRU data received in OCC error log.

**Response:**

The FRU callouts are calculated at the time of the failure. See the error log for the actual replacement strategy.

---

**BC58267F****Explanation:**

During processor/memory subsystem initialization, an error was encountered: No FRU callouts found for non-info OCC Error.

**Response:**

The FRU callouts are calculated at the time of the failure. See the error log for the actual replacement strategy.

---

**BC582701****Explanation:**

During processor/memory subsystem initialization, an error was encountered: Invalid operation type.

**Response:**

The FRU callouts are calculated at the time of the failure. See the error log for the actual replacement strategy.

---

**BC582702****Explanation:**

A problem was detected during the IPL of the system: Device type not supported.

**Response:**

The FRU callouts are calculated at the time of the failure. See the error log for the actual replacement strategy.

---

**BC582703****Explanation:**

During processor/memory subsystem initialization, an error was encountered: Trusted Platform Module (TPM) attribute was not found.

**Response:**

The FRU callouts are calculated at the time of the failure. See the error log for the actual replacement strategy.

---

**BC582704****Explanation:**

During processor/memory subsystem initialization, an error was encountered: Invalid Trusted Platform Module (TPM) chip to access.

**Response:**

The FRU callouts are calculated at the time of the failure. See the error log for the actual replacement strategy.

---

**BC582705****Explanation:**

During processor/memory subsystem initialization, an error was encountered: I2C master entity path doesn't exist.

**Response:**

The FRU callouts are calculated at the time of the failure. See the error log for the actual replacement strategy.

---

**BC582706****Explanation:**

During processor/memory subsystem initialization, an error was encountered: I2C master path target is null.

**Response:**

The FRU callouts are calculated at the time of the failure. See the error log for the actual replacement strategy.

---

**BC582707****Explanation:**

During processor/memory subsystem initialization, an error was encountered: Invalid address offset size.

**Response:**

The FRU callouts are calculated at the time of the failure. See the error log for the actual replacement strategy.

---

**BC582708****Explanation:**

A problem occurred during the IPL of the system: Trusted Platform Module (TPM) buffer is too large.

**Response:**

The FRU callouts are calculated at the time of the failure. See the error log for the actual replacement strategy.

---

**BC582709****Explanation:**

A problem occurred during the IPL of the system: Trusted Platform Module (TPM) underflow.

**Response:**

The FRU callouts are calculated at the time of the failure. See the error log for the actual replacement strategy.

---

**BC58270A**

**Explanation:**

A problem occurred during the IPL of the system: Trusted Platform Module (TPM) timeout.

**Response:**

The FRU callouts are calculated at the time of the failure. See the error log for the actual replacement strategy.

---

**BC58270B****Explanation:**

During processor/memory subsystem initialization, an error was encountered: Invalid operation type.

**Response:**

The FRU callouts are calculated at the time of the failure. See the error log for the actual replacement strategy.

---

**BC58270C****Explanation:**

During processor/memory subsystem initialization, an error was encountered: Invalid address offset size.

**Response:**

The FRU callouts are calculated at the time of the failure. See the error log for the actual replacement strategy.

---

**BC58270D****Explanation:**

A trusted platform module (TPM) that was expected to be present was not detected properly.

**Response:**

The FRU callouts are calculated at the time of the failure. See the error log for the actual replacement strategy.

---

**BC58270E****Explanation:**

Trusted boot problem detected.

**Response:**

The FRU callouts are calculated at the time of the failure. See the error log for the actual replacement strategy.

---

**BC58270F****Explanation:**

Trusted boot problem detected.

**Response:**

The FRU callouts are calculated at the time of the failure. See the error log for the actual replacement strategy.

---

**BC582710****Explanation:**

Unexpected trusted boot related failure.

**Response:**

The FRU callouts are calculated at the time of the failure. See the error log for the actual replacement strategy.

---

**BC582711****Explanation:**

Unexpected trusted boot related failure.

**Response:**

The FRU callouts are calculated at the time of the failure. See the error log for the actual replacement strategy.

---

**BC582801****Explanation:**

Firmware error communicating with boot device.

**Response:**

The FRU callouts are calculated at the time of the failure. See the error log for the actual replacement strategy.

---

**BC582802****Explanation:**

Firmware error communicating with boot device.

**Response:**

The FRU callouts are calculated at the time of the failure. See the error log for the actual replacement strategy.

---

**BC582803****Explanation:**

Firmware error communicating with boot device.

**Response:**

The FRU callouts are calculated at the time of the failure. See the error log for the actual replacement strategy.

---

**BC582804****Explanation:**

Firmware error communicating with boot device.

**Response:**

The FRU callouts are calculated at the time of the failure. See the error log for the actual replacement strategy.

---

**BC582806****Explanation:**

Firmware logic bug detected.

**Response:**

The FRU callouts are calculated at the time of the failure. See the error log for the actual replacement strategy.

---

**BC582810****Explanation:**

During processor/memory subsystem initialization, an error was encountered: Timeout waiting for upstream FIFO to have room to write.

**Response:**

The FRU callouts are calculated at the time of the failure. See the error log for the actual replacement strategy.

---

**BC582811**

**Explanation:**

During processor/memory subsystem initialization, an error was encountered: EOT not received before downstream buffer full.

**Response:**

The FRU callouts are calculated at the time of the failure. See the error log for the actual replacement strategy.

---

**BC582812**

**Explanation:**

During processor/memory subsystem initialization, an error was encountered: The distance to the status header is not within the response buffer.

**Response:**

The FRU callouts are calculated at the time of the failure. See the error log for the actual replacement strategy.

---

**BC582813**

**Explanation:**

During processor/memory subsystem initialization, an error was encountered: Status header does not start with magic number or non-zero primary or secondary status.

**Response:**

The FRU callouts are calculated at the time of the failure. See the error log for the actual replacement strategy.

---

**BC582814**

**Explanation:**

During processor/memory subsystem initialization, an error was encountered: Timeout waiting for downstream FIFO to have data to receive.

**Response:**

The FRU callouts are calculated at the time of the failure. See the error log for the actual replacement strategy.

---

**BC582815**

**Explanation:**

Firmware error communicating with boot device.

**Response:**

The FRU callouts are calculated at the time of the failure. See the error log for the actual replacement strategy.

---

**BC582816**

**Explanation:**

Firmware error communicating with boot device.

**Response:**

The FRU callouts are calculated at the time of the failure. See the error log for the actual replacement strategy.

---

**BC582817**

**Explanation:**

Firmware error communicating with boot device.

**Response:**

The FRU callouts are calculated at the time of the failure. See the error log for the actual replacement strategy.

---

**BC582818**

**Explanation:**

Firmware error communicating with boot device.

**Response:**

The FRU callouts are calculated at the time of the failure. See the error log for the actual replacement strategy.

---

**BC582819**

**Explanation:**

Firmware error communicating with boot device.

**Response:**

The FRU callouts are calculated at the time of the failure. See the error log for the actual replacement strategy.

---

**BC58281A**

**Explanation:**

During processor/memory subsystem initialization, an error was encountered: If the size of the FFDC package exceeds our allocated buffer size, we log it.

**Response:**

The FRU callouts are calculated at the time of the failure. See the error log for the actual replacement strategy.

---

**BC582831**

**Explanation:**

Firmware error communicating with boot device.

**Response:**

The FRU callouts are calculated at the time of the failure. See the error log for the actual replacement strategy.

---

**BC582832**

**Explanation:**

Firmware error communicating with boot device.

**Response:**

The FRU callouts are calculated at the time of the failure. See the error log for the actual replacement strategy.

---

**BC582833****Explanation:**

Firmware error communicating with boot device.

**Response:**

The FRU callouts are calculated at the time of the failure. See the error log for the actual replacement strategy.

---

**BC582834****Explanation:**

Firmware error communicating with boot device.

**Response:**

The FRU callouts are calculated at the time of the failure. See the error log for the actual replacement strategy.

---

**BC582835****Explanation:**

Firmware error communicating with boot device.

**Response:**

The FRU callouts are calculated at the time of the failure. See the error log for the actual replacement strategy.

---

**BC582836****Explanation:**

Firmware error communicating with boot device.

**Response:**

The FRU callouts are calculated at the time of the failure. See the error log for the actual replacement strategy.

---

**BC582837****Explanation:**

Firmware error communicating with boot device.

**Response:**

The FRU callouts are calculated at the time of the failure. See the error log for the actual replacement strategy.

---

**BC582838****Explanation:**

Firmware error communicating with boot device.

**Response:**

The FRU callouts are calculated at the time of the failure. See the error log for the actual replacement strategy.

---

**BC582839****Explanation:**

Firmware error communicating with boot device.

**Response:**

The FRU callouts are calculated at the time of the failure. See the error log for the actual replacement strategy.

---

**BC58283A****Explanation:**

Firmware error communicating with boot device.

**Response:**

The FRU callouts are calculated at the time of the failure. See the error log for the actual replacement strategy.

---

**BC58283B****Explanation:**

Firmware error communicating with boot device.

**Response:**

The FRU callouts are calculated at the time of the failure. See the error log for the actual replacement strategy.

---

**BC58283C****Explanation:**

Firmware error communicating with boot device.

**Response:**

The FRU callouts are calculated at the time of the failure. See the error log for the actual replacement strategy.

---

**BC58283D****Explanation:**

During processor/memory subsystem initialization, an error was encountered: Unable to inform OPAL of SBE failure.

**Response:**

The FRU callouts are calculated at the time of the failure. See the error log for the actual replacement strategy.

---

**BC582850****Explanation:**

A problem occurred during the IPL.

**Response:**

The FRU callouts are calculated at the time of the failure. See the error log for the actual replacement strategy.

---

**BC582851****Explanation:**

A problem occurred during the IPL.

---

**Response:**

The FRU callouts are calculated at the time of the failure. See the error log for the actual replacement strategy.

---

**BC582852****Explanation:**

During processor/memory subsystem initialization, an error was encountered: SBE booted from unexpected side.

**Response:**

The FRU callouts are calculated at the time of the failure. See the error log for the actual replacement strategy.

---

**BC582853****Explanation:**

Processor Error.

**Response:**

The FRU callouts are calculated at the time of the failure. See the error log for the actual replacement strategy.

---

**BC582854****Explanation:**

Processor Error.

**Response:**

The FRU callouts are calculated at the time of the failure. See the error log for the actual replacement strategy.

---

**BC582856****Explanation:**

During processor/memory subsystem initialization, an error was encountered: This function was called incorrectly or there is a new enum that is not handled yet.

**Response:**

The FRU callouts are calculated at the time of the failure. See the error log for the actual replacement strategy.

---

**BC582857****Explanation:**

FFDC associated with boot device failing to boot.

**Response:**

The FRU callouts are calculated at the time of the failure. See the error log for the actual replacement strategy.

---

**BC582858****Explanation:**

A processor in the system has failed to initialize.

**Response:**

The FRU callouts are calculated at the time of the failure. See the error log for the actual replacement strategy.

---

**BC58285B****Explanation:**

Extra FFDC gathered, marked information event.

**Response:**

The FRU callouts are calculated at the time of the failure. See the error log for the actual replacement strategy.

---

**BC58285C****Explanation:**

Processor Error.

**Response:**

The FRU callouts are calculated at the time of the failure. See the error log for the actual replacement strategy.

---

**BC58285D****Explanation:**

Processor Error.

**Response:**

The FRU callouts are calculated at the time of the failure. See the error log for the actual replacement strategy.

---

**BC58285E****Explanation:**

Processor Error.

**Response:**

The FRU callouts are calculated at the time of the failure. See the error log for the actual replacement strategy.

---

**BC58285F****Explanation:**

During processor/memory subsystem initialization, an error was encountered: Call to PSU Chip Op returned an unexpected message type.

**Response:**

The FRU callouts are calculated at the time of the failure. See the error log for the actual replacement strategy.

---

**BC582861****Explanation:**

During processor/memory subsystem initialization, an error was encountered: Could not register mailbox message queue.

**Response:**

The FRU callouts are calculated at the time of the failure. See the error log for the actual replacement strategy.

---

**BC582862****Explanation:**

Processor Error.

**Response:**

The FRU callouts are calculated at the time of the failure. See the error log for the actual replacement strategy.

---

**BC582BA0****Explanation:**

Failure detected in security subsystem.

**Response:**

The FRU callouts are calculated at the time of the failure. See the error log for the actual replacement strategy.

---

**BC582BA2****Explanation:**

Failure detected in security subsystem.

**Response:**

The FRU callouts are calculated at the time of the failure. See the error log for the actual replacement strategy.

---

**BC582BA3****Explanation:**

Failure detected in security subsystem.

**Response:**

The FRU callouts are calculated at the time of the failure. See the error log for the actual replacement strategy.

---

**BC582BA4****Explanation:**

Failure detected in security subsystem.

**Response:**

The FRU callouts are calculated at the time of the failure. See the error log for the actual replacement strategy.

---

**BC582BA5****Explanation:**

Failure detected in security subsystem.

**Response:**

The FRU callouts are calculated at the time of the failure. See the error log for the actual replacement strategy.

---

**BC582BA6****Explanation:**

Failure detected in security subsystem.

**Response:**

The FRU callouts are calculated at the time of the failure. See the error log for the actual replacement strategy.

---

**BC582BA7****Explanation:**

Failure detected in security subsystem.

**Response:**

The FRU callouts are calculated at the time of the failure. See the error log for the actual replacement strategy.

---

**BC582BA8****Explanation:**

Failure detected in security subsystem.

**Response:**

The FRU callouts are calculated at the time of the failure. See the error log for the actual replacement strategy.

---

**BC582BA9****Explanation:**

During processor/memory subsystem initialization, an error was encountered: Unmarshal error while replaying tpm log.

**Response:**

The FRU callouts are calculated at the time of the failure. See the error log for the actual replacement strategy.

---

**BC582BAA****Explanation:**

TPM log overflow.

**Response:**

The FRU callouts are calculated at the time of the failure. See the error log for the actual replacement strategy.

---

**BC582BAB****Explanation:**

TPM log operation failure.

**Response:**

The FRU callouts are calculated at the time of the failure. See the error log for the actual replacement strategy.

---

**BC582BAC****Explanation:**

TPM log buffer init failure.

**Response:**

The FRU callouts are calculated at the time of the failure. See the error log for the actual replacement strategy.

---

**BC582BAD**

**Explanation:**

The system is configured for Secure Boot and trusted platform module required mode; a functional boot processor trusted platform module is required to boot the system (or node, if multi-node system), but none are available. Therefore, the system (or node, if multi-node system) will terminate. Trusted platform module required mode may be disabled via the appropriate systems management interface to allow platform boot without the remote trusted attestation capability. Look for other errors which call out the trusted platform module and follow the repair actions for these errors.

**Response:**

The FRU callouts are calculated at the time of the failure. See the error log for the actual replacement strategy.

---

**BC582BAE****Explanation:**

Failure detected in security subsystem.

**Response:**

The FRU callouts are calculated at the time of the failure. See the error log for the actual replacement strategy.

---

**BC582BAF****Explanation:**

Failure detected in security subsystem.

**Response:**

The FRU callouts are calculated at the time of the failure. See the error log for the actual replacement strategy.

---

**BC582BB0****Explanation:**

TPM log invalid format.

**Response:**

The FRU callouts are calculated at the time of the failure. See the error log for the actual replacement strategy.

---

**BC582BB1****Explanation:**

Trusted boot failure.

**Response:**

The FRU callouts are calculated at the time of the failure. See the error log for the actual replacement strategy.

---

**BC582BB2****Explanation:**

Firmware error during system boot.

**Response:**

The FRU callouts are calculated at the time of the failure. See the error log for the actual replacement strategy.

---

**BC582BB3****Explanation:**

Firmware error during system boot.

**Response:**

The FRU callouts are calculated at the time of the failure. See the error log for the actual replacement strategy.

---

**BC582BB4****Explanation:**

Platform security problem detected.

**Response:**

The FRU callouts are calculated at the time of the failure. See the error log for the actual replacement strategy.

---

**BC582BB5****Explanation:**

Failure detected in security subsystem.

**Response:**

The FRU callouts are calculated at the time of the failure. See the error log for the actual replacement strategy.

---

**BC582BB7****Explanation:**

Trusted Boot failure.

**Response:**

The FRU callouts are calculated at the time of the failure. See the error log for the actual replacement strategy.

---

**BC582BB8****Explanation:**

Trusted boot failure.

**Response:**

The FRU callouts are calculated at the time of the failure. See the error log for the actual replacement strategy.

---

**BC582BB9****Explanation:**

Trusted boot failure.

**Response:**

The FRU callouts are calculated at the time of the failure. See the error log for the actual replacement strategy.

---

**BC582BBA****Explanation:**

Trusted boot failure.

**Response:**

The FRU callouts are calculated at the time of the failure. See the error log for the actual replacement strategy.

---

**BC582BBB****Explanation:**

Trusted boot failure.

**Response:**

The FRU callouts are calculated at the time of the failure. See the error log for the actual replacement strategy.

---

**BC582BBC****Explanation:**

Trusted boot failure.

**Response:**

The FRU callouts are calculated at the time of the failure. See the error log for the actual replacement strategy.

---

**BC582BBD****Explanation:**

trustedboot failure.

**Response:**

The FRU callouts are calculated at the time of the failure. See the error log for the actual replacement strategy.

---

**BC583325****Explanation:**

During processor/memory subsystem initialization, an error was encountered: Unable to resolve other end of xbus.

**Response:**

The FRU callouts are calculated at the time of the failure. See the error log for the actual replacement strategy.

---

**BC583326****Explanation:**

During processor/memory subsystem initialization, an error was encountered: Unable to resolve other end of xbus.

**Response:**

The FRU callouts are calculated at the time of the failure. See the error log for the actual replacement strategy.

---

**BC583327****Explanation:**

Firmware Error.

**Response:**

The FRU callouts are calculated at the time of the failure. See the error log for the actual replacement strategy.

---

**BC583328****Explanation:**

Firmware Error.

**Response:**

The FRU callouts are calculated at the time of the failure. See the error log for the actual replacement strategy.

---

**BC583329****Explanation:**

Firmware Error.

**Response:**

The FRU callouts are calculated at the time of the failure. See the error log for the actual replacement strategy.

---

**BC58332A****Explanation:**

Firmware Error.

**Response:**

The FRU callouts are calculated at the time of the failure. See the error log for the actual replacement strategy.

---

**BC58332B****Explanation:**

Firmware Error.

**Response:**

The FRU callouts are calculated at the time of the failure. See the error log for the actual replacement strategy.

---

**BC58332C****Explanation:**

Firmware Error.

**Response:**

The FRU callouts are calculated at the time of the failure. See the error log for the actual replacement strategy.

---

**BC58332D****Explanation:**

Firmware Error or unsupported part.

**Response:**

The FRU callouts are calculated at the time of the failure. See the error log for the actual replacement strategy.

---

**BC58332E****Explanation:**

Firmware Error.



**Response:**

The FRU callouts are calculated at the time of the failure. See the error log for the actual replacement strategy.

---

**BC58332F****Explanation:**

Firmware Error.

**Response:**

The FRU callouts are calculated at the time of the failure. See the error log for the actual replacement strategy.

---

**BC583330****Explanation:**

Firmware Error.

**Response:**

The FRU callouts are calculated at the time of the failure. See the error log for the actual replacement strategy.

---

**BC583331****Explanation:**

Firmware Error.

**Response:**

The FRU callouts are calculated at the time of the failure. See the error log for the actual replacement strategy.

---

**BC583332****Explanation:**

Firmware Error.

**Response:**

The FRU callouts are calculated at the time of the failure. See the error log for the actual replacement strategy.

---

**BC583333****Explanation:**

Firmware Error.

**Response:**

The FRU callouts are calculated at the time of the failure. See the error log for the actual replacement strategy.

---

**BC583334****Explanation:**

During processor/memory subsystem initialization, an error was encountered: platGetMBvdpdMemoryDataVersion could not find the expected 1 mba from the passed dimm target.

**Response:**

The FRU callouts are calculated at the time of the failure. See the error log for the actual replacement strategy.

---

**BC583335****Explanation:**

During processor/memory subsystem initialization, an error was encountered: platGetMBvdpdMemoryDataVersion could not find an mba parent target from the passed in dimm target.

**Response:**

The FRU callouts are calculated at the time of the failure. See the error log for the actual replacement strategy.

---

**BC583336****Explanation:**

During processor/memory subsystem initialization, an error was encountered: platGetMBvdpdMemoryDataVersion could not find any child mba's from the passed in target of type TYPE\_MEMBUF.

**Response:**

The FRU callouts are calculated at the time of the failure. See the error log for the actual replacement strategy.

---

**BC583337****Explanation:**

During processor/memory subsystem initialization, an error was encountered: platGetMBvdpdMemoryDataVersion requires a target of type TYPE\_MBA or TYPE\_MEMBUF.

**Response:**

The FRU callouts are calculated at the time of the failure. See the error log for the actual replacement strategy.

---

**BC583339****Explanation:**

Internal firmware error.

**Response:**

The FRU callouts are calculated at the time of the failure. See the error log for the actual replacement strategy.

---

**BC58333A****Explanation:**

Internal firmware error.

**Response:**

The FRU callouts are calculated at the time of the failure. See the error log for the actual replacement strategy.

---

**BC58333B****Explanation:**

Internal firmware error.

**Response:**

The FRU callouts are calculated at the time of the failure. See the error log for the actual replacement strategy.

---

**BC58333C****Explanation:**

Internal firmware error.

**Response:**

The FRU callouts are calculated at the time of the failure. See the error log for the actual replacement strategy.

---

**BC58333D****Explanation:**

Internal firmware error.

**Response:**

The FRU callouts are calculated at the time of the failure. See the error log for the actual replacement strategy.

---

**BC58333E****Explanation:**

Internal firmware error.

**Response:**

The FRU callouts are calculated at the time of the failure. See the error log for the actual replacement strategy.

---

**BC583340****Explanation:**

Internal firmware error.

**Response:**

The FRU callouts are calculated at the time of the failure. See the error log for the actual replacement strategy.

---

**BC583343****Explanation:**

Internal firmware error.

**Response:**

The FRU callouts are calculated at the time of the failure. See the error log for the actual replacement strategy.

---

**BC583403****Explanation:**

A problem occurred while running processor boot code.

**Response:**

The FRU callouts are calculated at the time of the failure. See the error log for the actual replacement strategy.

---

**BC583404****Explanation:**

A problem occurred while running processor boot code.

**Response:**

The FRU callouts are calculated at the time of the failure. See the error log for the actual replacement strategy.

---

**BC583405****Explanation:**

A problem occurred while running processor boot code.

**Response:**

The FRU callouts are calculated at the time of the failure. See the error log for the actual replacement strategy.

---

**BC583406****Explanation:**

A problem occurred while running processor boot code.

**Response:**

The FRU callouts are calculated at the time of the failure. See the error log for the actual replacement strategy.

---

**BC583407****Explanation:**

A problem occurred while running processor boot code.

**Response:**

The FRU callouts are calculated at the time of the failure. See the error log for the actual replacement strategy.

---

**BC583408****Explanation:**

A problem occurred while running processor boot code.

**Response:**

The FRU callouts are calculated at the time of the failure. See the error log for the actual replacement strategy.

---

**BC583409****Explanation:**

A problem occurred while running processor boot code.

**Response:**

The FRU callouts are calculated at the time of the failure. See the error log for the actual replacement strategy.

---

**BC58340A****Explanation:**

A problem occurred while running processor boot code.

**Response:**

The FRU callouts are calculated at the time of the failure. See the error log for the actual replacement strategy.

---

**BC58340B**

**Explanation:**

A problem occurred while running processor boot code.

**Response:**

The FRU callouts are calculated at the time of the failure. See the error log for the actual replacement strategy.

---

**BC58340C**

**Explanation:**

A problem occurred while running processor boot code.

**Response:**

The FRU callouts are calculated at the time of the failure. See the error log for the actual replacement strategy.

---

**BC58340F**

**Explanation:**

Failed to load boot firmware.

**Response:**

The FRU callouts are calculated at the time of the failure. See the error log for the actual replacement strategy.

---

**BC583501**

**Explanation:**

During processor/memory subsystem initialization, an error was encountered: Invalid operation type.

**Response:**

The FRU callouts are calculated at the time of the failure. See the error log for the actual replacement strategy.

---

**BC583502**

**Explanation:**

A problem was detected during the IPL of the system: Device type not supported.

**Response:**

The FRU callouts are calculated at the time of the failure. See the error log for the actual replacement strategy.

---

**BC583503**

**Explanation:**

During processor/memory subsystem initialization, an error was encountered: NVDIMM attribute was not found.

**Response:**

The FRU callouts are calculated at the time of the failure. See the error log for the actual replacement strategy.

---

**BC583505**

**Explanation:**

During processor/memory subsystem initialization, an error was encountered: I2C master entity path doesn't exist.

**Response:**

The FRU callouts are calculated at the time of the failure. See the error log for the actual replacement strategy.

---

**BC583506**

**Explanation:**

During processor/memory subsystem initialization, an error was encountered: I2C master path target is null.

**Response:**

The FRU callouts are calculated at the time of the failure. See the error log for the actual replacement strategy.

---

**BC583507**

**Explanation:**

During processor/memory subsystem initialization, an error was encountered: Invalid address offset size.

**Response:**

The FRU callouts are calculated at the time of the failure. See the error log for the actual replacement strategy.

---

**BC583508**

**Explanation:**

A problem occurred during the IPL of the system: I2C buffer offset is too large.

**Response:**

The FRU callouts are calculated at the time of the failure. See the error log for the actual replacement strategy.

---

**BC583509**

**Explanation:**

During processor/memory subsystem initialization, an error was encountered: I2C write page size is zero.

**Response:**

The FRU callouts are calculated at the time of the failure. See the error log for the actual replacement strategy.

---

**BC58350A**

**Explanation:**

During processor/memory subsystem initialization, an error was encountered: NVDIMM register offset out of bound.

**Response:**

The FRU callouts are calculated at the time of the failure. See the error log for the actual replacement strategy.

---

**BC58350D****Explanation:**

NVDIMM timed out.

**Response:**

The FRU callouts are calculated at the time of the failure. See the error log for the actual replacement strategy.

---

**BC58350E****Explanation:**

NVDIMM timed out.

**Response:**

The FRU callouts are calculated at the time of the failure. See the error log for the actual replacement strategy.

---

**BC58350F****Explanation:**

NVDIMM timed out.

**Response:**

The FRU callouts are calculated at the time of the failure. See the error log for the actual replacement strategy.

---

**BC583512****Explanation:**

NVDIMM encountered error setting the energy source policy.

**Response:**

The FRU callouts are calculated at the time of the failure. See the error log for the actual replacement strategy.

---

**BC583516****Explanation:**

Encountered error performing internal operation on NVDIMM.

**Response:**

The FRU callouts are calculated at the time of the failure. See the error log for the actual replacement strategy.

---

**BC583517****Explanation:**

NVDIMM timed out.

**Response:**

The FRU callouts are calculated at the time of the failure. See the error log for the actual replacement strategy.

---

**BC583518****Explanation:**

NVDIMM encountered error arming save trigger.

**Response:**

The FRU callouts are calculated at the time of the failure. See the error log for the actual replacement strategy.

---

**BC583519****Explanation:**

NVDIMM error erasing data image.

**Response:**

The FRU callouts are calculated at the time of the failure. See the error log for the actual replacement strategy.

---

**BC58351A****Explanation:**

NVDIMM failed to restore data.

**Response:**

The FRU callouts are calculated at the time of the failure. See the error log for the actual replacement strategy.

---

**BC58351B****Explanation:**

NVDIMM not ready.

**Response:**

The FRU callouts are calculated at the time of the failure. See the error log for the actual replacement strategy.

---

**BC58351C****Explanation:**

Internal firmware error.

**Response:**

The FRU callouts are calculated at the time of the failure. See the error log for the actual replacement strategy.

---

**BC58351D****Explanation:**

NVDIMM not updated.

**Response:**

The FRU callouts are calculated at the time of the failure. See the error log for the actual replacement strategy.

---

**BC58351E****Explanation:**

NVDIMM not updated.

**Response:**

The FRU callouts are calculated at the time of the failure. See the error log for the actual replacement strategy.

---

**BC58351F**

**Explanation:**

NVDIMM not updated.

**Response:**

The FRU callouts are calculated at the time of the failure. See the error log for the actual replacement strategy.

---

**BC583520**

**Explanation:**

NVDIMM not updated.

**Response:**

The FRU callouts are calculated at the time of the failure. See the error log for the actual replacement strategy.

---

**BC583521**

**Explanation:**

NVDIMM not updated.

**Response:**

The FRU callouts are calculated at the time of the failure. See the error log for the actual replacement strategy.

---

**BC583522**

**Explanation:**

NVDIMM not updated.

**Response:**

The FRU callouts are calculated at the time of the failure. See the error log for the actual replacement strategy.

---

**BC583523**

**Explanation:**

NVDIMM not updated.

**Response:**

The FRU callouts are calculated at the time of the failure. See the error log for the actual replacement strategy.

---

**BC583524**

**Explanation:**

NVDIMM not updated.

**Response:**

The FRU callouts are calculated at the time of the failure. See the error log for the actual replacement strategy.

---

**BC583525**

**Explanation:**

NVDIMM not updated.

**Response:**

The FRU callouts are calculated at the time of the failure. See the error log for the actual replacement strategy.

---

**BC583526**

**Explanation:**

NVDIMM not updated.

**Response:**

The FRU callouts are calculated at the time of the failure. See the error log for the actual replacement strategy.

---

**BC583527**

**Explanation:**

NVDIMM not updated.

**Response:**

The FRU callouts are calculated at the time of the failure. See the error log for the actual replacement strategy.

---

**BC583528**

**Explanation:**

NVDIMM update started.

**Response:**

The FRU callouts are calculated at the time of the failure. See the error log for the actual replacement strategy.

---

**BC583529**

**Explanation:**

NVDIMM was successfully updated.

**Response:**

The FRU callouts are calculated at the time of the failure. See the error log for the actual replacement strategy.

---

**BC58352A**

**Explanation:**

NVDIMM error generating encryption keys.

**Response:**

The FRU callouts are calculated at the time of the failure. See the error log for the actual replacement strategy.

---

**BC58352B**

**Explanation:**

NVDIMM error erasing data image.

**Response:**

The FRU callouts are calculated at the time of the failure. See the error log for the actual replacement strategy.

---

---

**BC58352C****Explanation:**

NVDIMM error during Catastrophic Save.

**Response:**

The FRU callouts are calculated at the time of the failure. See the error log for the actual replacement strategy.

---

**BC58352D****Explanation:**

NVDIMM failed module health status check.

**Response:**

The FRU callouts are calculated at the time of the failure. See the error log for the actual replacement strategy.

---

**BC58352E****Explanation:**

NVDIMM failed module health status check.

**Response:**

The FRU callouts are calculated at the time of the failure. See the error log for the actual replacement strategy.

---

**BC58352F****Explanation:**

NVDIMM failed module health status check.

**Response:**

The FRU callouts are calculated at the time of the failure. See the error log for the actual replacement strategy.

---

**BC583538****Explanation:**

NVDIMM failed module health status check.

**Response:**

The FRU callouts are calculated at the time of the failure. See the error log for the actual replacement strategy.

---

**BC58353E****Explanation:**

NVDIMM failed to enable event notificaitons.

**Response:**

The FRU callouts are calculated at the time of the failure. See the error log for the actual replacement strategy.

---

**BC58353F****Explanation:**

NVDIMM register error.

**Response:**

The FRU callouts are calculated at the time of the failure. See the error log for the actual replacement strategy.

---

**BC583540****Explanation:**

NVDIMM encryption error.

**Response:**

The FRU callouts are calculated at the time of the failure. See the error log for the actual replacement strategy.

---

**BC583541****Explanation:**

NVDIMM register error.

**Response:**

The FRU callouts are calculated at the time of the failure. See the error log for the actual replacement strategy.

---

**BC583542****Explanation:**

NVDIMM register error.

**Response:**

The FRU callouts are calculated at the time of the failure. See the error log for the actual replacement strategy.

---

**BC583543****Explanation:**

NVDIMM encryption error.

**Response:**

The FRU callouts are calculated at the time of the failure. See the error log for the actual replacement strategy.

---

**BC583544****Explanation:**

NVDIMM encryption error.

**Response:**

The FRU callouts are calculated at the time of the failure. See the error log for the actual replacement strategy.

---

**BC583545****Explanation:**

NVDIMM encryption error.

**Response:**

The FRU callouts are calculated at the time of the failure. See the error log for the actual replacement strategy.

---

**BC583546****Explanation:**

NVDIMM encryption error.

**Response:**

The FRU callouts are calculated at the time of the failure. See the error log for the actual replacement strategy.

---

**BC583548****Explanation:**

NVDIMM encryption error.

**Response:**

The FRU callouts are calculated at the time of the failure. See the error log for the actual replacement strategy.

---

**BC583549****Explanation:**

NVDIMM ES health check failed.

**Response:**

The FRU callouts are calculated at the time of the failure. See the error log for the actual replacement strategy.

---

**BC58354A****Explanation:**

NVDIMM ES health check failed.

**Response:**

The FRU callouts are calculated at the time of the failure. See the error log for the actual replacement strategy.

---

**BC58354B****Explanation:**

NVDIMM ES health check failed.

**Response:**

The FRU callouts are calculated at the time of the failure. See the error log for the actual replacement strategy.

---

**BC58354C****Explanation:**

NVDIMM ES health check failed.

**Response:**

The FRU callouts are calculated at the time of the failure. See the error log for the actual replacement strategy.

---

**BC58354D****Explanation:**

NVDIMM NVM health check failed.

**Response:**

The FRU callouts are calculated at the time of the failure. See the error log for the actual replacement strategy.

---

**BC58354E****Explanation:**

NVDIMM logging error.

**Response:**

The FRU callouts are calculated at the time of the failure. See the error log for the actual replacement strategy.

---

**BC58354F****Explanation:**

NVDIMM logging error.

**Response:**

The FRU callouts are calculated at the time of the failure. See the error log for the actual replacement strategy.

---

**BC583550****Explanation:**

NVDIMM incorrect firmware slot.

**Response:**

The FRU callouts are calculated at the time of the failure. See the error log for the actual replacement strategy.

---

**BC583551****Explanation:**

NVDIMM error during nvdimm erase.

**Response:**

The FRU callouts are calculated at the time of the failure. See the error log for the actual replacement strategy.

---

**BC583552****Explanation:**

NVDIMM failed the arm precheck and is unable to arm.

**Response:**

The FRU callouts are calculated at the time of the failure. See the error log for the actual replacement strategy.

---

**BC583553****Explanation:**

NVDIMM failed to ARM.

**Response:**

The FRU callouts are calculated at the time of the failure. See the error log for the actual replacement strategy.

---

**BC583554****Explanation:**

NVDIMM requires an arm retry.

**Response:**

The FRU callouts are calculated at the time of the failure. See the error log for the actual replacement strategy.

---

**BC583555**

**Explanation:**  
NVDIMM not updated.

**Response:**  
The FRU callouts are calculated at the time of the failure. See the error log for the actual replacement strategy.

---

**BC583556**

**Explanation:**  
NVDIMM not running latest firmware level.

**Response:**  
The FRU callouts are calculated at the time of the failure. See the error log for the actual replacement strategy.

---

**BC583557**

**Explanation:**  
NVDIMM erase error.

**Response:**  
The FRU callouts are calculated at the time of the failure. See the error log for the actual replacement strategy.

---

**BC583558**

**Explanation:**  
NVDIMM erase error.

**Response:**  
The FRU callouts are calculated at the time of the failure. See the error log for the actual replacement strategy.

---

**BC583601**

**Explanation:**  
A problem occurred during the IPL of the system: Invalid data length for a SCOM operation.

**Response:**  
The FRU callouts are calculated at the time of the failure. See the error log for the actual replacement strategy.

---

**BC583602**

**Explanation:**  
A problem occurred during the IPL of the system: Invalid target type for a SCOM operation.

**Response:**  
The FRU callouts are calculated at the time of the failure. See the error log for the actual replacement strategy.

---

**BC583603**

**Explanation:**  
A problem occurred during the IPL of the system: Invalid operation type for a SCOM operation.

**Response:**

The FRU callouts are calculated at the time of the failure. See the error log for the actual replacement strategy.

---

**BC583604**

**Explanation:**  
A problem occurred during the IPL of the system: Invalid address for a SCOM operation.

**Response:**  
The FRU callouts are calculated at the time of the failure. See the error log for the actual replacement strategy.

---

**BC583701**

**Explanation:**  
Unexpected memory subsystem firmware error.

**Response:**  
The FRU callouts are calculated at the time of the failure. See the error log for the actual replacement strategy.

---

**BC583702**

**Explanation:**  
Unexpected memory subsystem firmware error.

**Response:**  
The FRU callouts are calculated at the time of the failure. See the error log for the actual replacement strategy.

---

**BC583703**

**Explanation:**  
Unexpected memory subsystem firmware error.

**Response:**  
The FRU callouts are calculated at the time of the failure. See the error log for the actual replacement strategy.

---

**BC583704**

**Explanation:**  
Unexpected memory subsystem firmware error.

**Response:**  
The FRU callouts are calculated at the time of the failure. See the error log for the actual replacement strategy.

---

**BC583705**

**Explanation:**  
Unexpected memory subsystem firmware error.

**Response:**  
The FRU callouts are calculated at the time of the failure. See the error log for the actual replacement strategy.

---

**BC583706**

**Explanation:**



Unexpected memory subsystem firmware error.

**Response:**

The FRU callouts are calculated at the time of the failure. See the error log for the actual replacement strategy.

---

**BC583707**

**Explanation:**

Unexpected memory subsystem firmware error.

**Response:**

The FRU callouts are calculated at the time of the failure. See the error log for the actual replacement strategy.

---

**BC583708**

**Explanation:**

Unexpected memory subsystem firmware error.

**Response:**

The FRU callouts are calculated at the time of the failure. See the error log for the actual replacement strategy.

---

**BC583709**

**Explanation:**

Unexpected memory subsystem firmware error.

**Response:**

The FRU callouts are calculated at the time of the failure. See the error log for the actual replacement strategy.

---

**BC58370A**

**Explanation:**

Unexpected memory subsystem firmware error.

**Response:**

The FRU callouts are calculated at the time of the failure. See the error log for the actual replacement strategy.

---

**BC583901**

**Explanation:**

Error occurred during system boot.

**Response:**

The FRU callouts are calculated at the time of the failure. See the error log for the actual replacement strategy.

---

**BC583902**

**Explanation:**

Error occurred during system boot.

**Response:**

The FRU callouts are calculated at the time of the failure. See the error log for the actual replacement strategy.

---

**BC584101**

**Explanation:**

A problem occurred during the IPL of the system: Internal Firmware Error.

**Response:**

The FRU callouts are calculated at the time of the failure. See the error log for the actual replacement strategy.

---

**BC584102**

**Explanation:**

A problem occurred during the IPL of the system: Internal Firmware Error.

**Response:**

The FRU callouts are calculated at the time of the failure. See the error log for the actual replacement strategy.

---

**BC584103**

**Explanation:**

Unexpected IPL firmware data format error.

**Response:**

The FRU callouts are calculated at the time of the failure. See the error log for the actual replacement strategy.

---

**BC584104**

**Explanation:**

Unexpected IPL firmware data format error.

**Response:**

The FRU callouts are calculated at the time of the failure. See the error log for the actual replacement strategy.

---

**BC584105**

**Explanation:**

Unexpected IPL firmware data format error.

**Response:**

The FRU callouts are calculated at the time of the failure. See the error log for the actual replacement strategy.

---

**BC584106**

**Explanation:**

Unsupported device found during firmware IPL.

**Response:**

The FRU callouts are calculated at the time of the failure. See the error log for the actual replacement strategy.

---

**BC584107**

**Explanation:**

Unexpected boot firmware data format error.

**Response:**

The FRU callouts are calculated at the time of the failure. See the error log for the actual replacement strategy.

---

**BC584108****Explanation:**

Unexpected IPL firmware data format error.

**Response:**

The FRU callouts are calculated at the time of the failure. See the error log for the actual replacement strategy.

---

**BC584109****Explanation:**

Unexpected IPL firmware data format error.

**Response:**

The FRU callouts are calculated at the time of the failure. See the error log for the actual replacement strategy.

---

**BC58410A****Explanation:**

PCIe hotplug controller flash update failure.

**Response:**

The FRU callouts are calculated at the time of the failure. See the error log for the actual replacement strategy.

---

**BC58410B****Explanation:**

PCIe hotplug controller flash update failure.

**Response:**

The FRU callouts are calculated at the time of the failure. See the error log for the actual replacement strategy.

---

**BC58410C****Explanation:**

A problem occurred during the IPL of the system:  
Internal Firmware Error.

**Response:**

The FRU callouts are calculated at the time of the failure. See the error log for the actual replacement strategy.

---

**BC58410D****Explanation:**

Unexpected IPL firmware data format error.

**Response:**

The FRU callouts are calculated at the time of the failure. See the error log for the actual replacement strategy.

---

**BC58430C****Explanation:**

A problem occurred during IPL of the system.

**Response:**

The FRU callouts are calculated at the time of the failure. See the error log for the actual replacement strategy.

---

**BC58430D****Explanation:**

A problem occurred during IPL of the system.

**Response:**

The FRU callouts are calculated at the time of the failure. See the error log for the actual replacement strategy.

---

**BC58430E****Explanation:**

A problem occurred during IPL of the system.

**Response:**

The FRU callouts are calculated at the time of the failure. See the error log for the actual replacement strategy.

---

**BC58430F****Explanation:**

A problem occurred during IPL of the system.

**Response:**

The FRU callouts are calculated at the time of the failure. See the error log for the actual replacement strategy.

---

**BC5843FB****Explanation:**

Informational log associated with DIMM updates.

**Response:**

The FRU callouts are calculated at the time of the failure. See the error log for the actual replacement strategy.

---

**BC5843FC****Explanation:**

Informational log associated with DIMM updates.

**Response:**

The FRU callouts are calculated at the time of the failure. See the error log for the actual replacement strategy.

---

**BC5843FD****Explanation:**

Informational log associated with DIMM updates.

**Response:**

The FRU callouts are calculated at the time of the failure. See the error log for the actual replacement strategy.

---

**BC5843FE**

**Explanation:**

Informational log associated with DIMM updates.

**Response:**

The FRU callouts are calculated at the time of the failure. See the error log for the actual replacement strategy.

---

**BC584601****Explanation:**

A problem occurred during the IPL of the system.

**Response:**

The FRU callouts are calculated at the time of the failure. See the error log for the actual replacement strategy.

---

**BC584705****Explanation:**

A problem occurred during the IPL of the system.

**Response:**

The FRU callouts are calculated at the time of the failure. See the error log for the actual replacement strategy.

---

**BC584708****Explanation:**

A problem occurred during the IPL of the system.

**Response:**

The FRU callouts are calculated at the time of the failure. See the error log for the actual replacement strategy.

---

**BC589001****Explanation:**

Firmware encountered an internal error while retrieving target data.

**Response:**

The FRU callouts are calculated at the time of the failure. See the error log for the actual replacement strategy.

---

**BC589002****Explanation:**

Firmware encountered an internal error while retrieving target data.

**Response:**

The FRU callouts are calculated at the time of the failure. See the error log for the actual replacement strategy.

---

**BC589003****Explanation:**

Firmware encountered an internal error while retrieving attribute data.

**Response:**

The FRU callouts are calculated at the time of the failure. See the error log for the actual replacement strategy.

---

**BC589004****Explanation:**

Firmware encountered an internal error while retrieving attribute data.

**Response:**

The FRU callouts are calculated at the time of the failure. See the error log for the actual replacement strategy.

---

**BC589005****Explanation:**

Firmware encountered an internal error.

**Response:**

The FRU callouts are calculated at the time of the failure. See the error log for the actual replacement strategy.

---

**BC589006****Explanation:**

Firmware encountered an internal error while retrieving target data.

**Response:**

The FRU callouts are calculated at the time of the failure. See the error log for the actual replacement strategy.

---

**BC58900A****Explanation:**

Firmware encountered an internal error.

**Response:**

The FRU callouts are calculated at the time of the failure. See the error log for the actual replacement strategy.

---

**BC58900B****Explanation:**

Firmware encountered an internal error.

**Response:**

The FRU callouts are calculated at the time of the failure. See the error log for the actual replacement strategy.

---

**BC58900D****Explanation:**

Firmware encountered an internal error.

**Response:**

The FRU callouts are calculated at the time of the failure. See the error log for the actual replacement strategy.

---

**BC58900E**

**Explanation:**

Firmware encountered an internal error.

**Response:**

The FRU callouts are calculated at the time of the failure. See the error log for the actual replacement strategy.

---

**BC58900F****Explanation:**

Firmware encountered an internal error.

**Response:**

The FRU callouts are calculated at the time of the failure. See the error log for the actual replacement strategy.

---

**BC589010****Explanation:**

Firmware encountered an internal error.

**Response:**

The FRU callouts are calculated at the time of the failure. See the error log for the actual replacement strategy.

---

**BC589011****Explanation:**

During processor/memory subsystem initialization, an error was encountered: Failed trying to add another entry to a mainstore area address range array.

**Response:**

The FRU callouts are calculated at the time of the failure. See the error log for the actual replacement strategy.

---

**BC589012****Explanation:**

During processor/memory subsystem initialization, an error was encountered: Attempted to add a RAM FRU for an invalid mainstore area.

**Response:**

The FRU callouts are calculated at the time of the failure. See the error log for the actual replacement strategy.

---

**BC589014****Explanation:**

Firmware encountered an internal error while retrieving target handle.

**Response:**

The FRU callouts are calculated at the time of the failure. See the error log for the actual replacement strategy.

---

**BC589015****Explanation:**

Firmware encountered an internal error.

**Response:**

The FRU callouts are calculated at the time of the failure. See the error log for the actual replacement strategy.

---

**BC589016****Explanation:**

Firmware encountered an internal error.

**Response:**

The FRU callouts are calculated at the time of the failure. See the error log for the actual replacement strategy.

---

**BC589017****Explanation:**

Firmware encountered an internal error.

**Response:**

The FRU callouts are calculated at the time of the failure. See the error log for the actual replacement strategy.

---

**BC589018****Explanation:**

Firmware encountered an internal error.

**Response:**

The FRU callouts are calculated at the time of the failure. See the error log for the actual replacement strategy.

---

**BC589019****Explanation:**

Firmware encountered an internal error.

**Response:**

The FRU callouts are calculated at the time of the failure. See the error log for the actual replacement strategy.

---

**BC58901A****Explanation:**

Firmware encountered an internal error.

**Response:**

The FRU callouts are calculated at the time of the failure. See the error log for the actual replacement strategy.

---

**BC58901B****Explanation:**

Firmware encountered an internal error.

**Response:**

The FRU callouts are calculated at the time of the failure. See the error log for the actual replacement strategy.

---

**BC58901C****Explanation:**

Firmware encountered an internal error.

**Response:**

The FRU callouts are calculated at the time of the failure. See the error log for the actual replacement strategy.

---

**BC58901E**

**Explanation:**

Firmware encountered an internal error while getting obus brick ID.

**Response:**

The FRU callouts are calculated at the time of the failure. See the error log for the actual replacement strategy.

---

**BC58901F**

**Explanation:**

Firmware encountered an internal error while getting obus frequency bucket.

**Response:**

The FRU callouts are calculated at the time of the failure. See the error log for the actual replacement strategy.

---

**BC589020**

**Explanation:**

Firmware encountered an internal error while finding proc model and ec.

**Response:**

The FRU callouts are calculated at the time of the failure. See the error log for the actual replacement strategy.

---

**BC589021**

**Explanation:**

Firmware encountered an internal error while retrieving obus pll frequency values.

**Response:**

The FRU callouts are calculated at the time of the failure. See the error log for the actual replacement strategy.

---

**BC58E504**

**Explanation:**

A hardware failure was detected in the central electronics complex (CEC).

**Response:**

If this is a tracking event, no service actions are required. Otherwise, use the FRU and procedure callouts detailed with the SRC to determine service actions.

---

**BC58E540**

**Explanation:**

During processor/memory subsystem initialization, an error was encountered: CEC hardware failure detected. Cause is most likely hardware, but there are other callouts including Software or Next Level Support.

**Response:**

The FRU callouts are calculated at the time of the failure. See the error log for the actual replacement strategy.

---

**BC58E550**

**Explanation:**

During processor/memory subsystem initialization, an error was encountered: CEC hardware failure detected. Cause is most likely Software, but there are also Hardware callouts.

**Response:**

The FRU callouts are calculated at the time of the failure. See the error log for the actual replacement strategy.

---

**BC58E560**

**Explanation:**

During processor/memory subsystem initialization, an error was encountered: CEC hardware failure detected. Cause is most likely Software.

**Response:**

The FRU callouts are calculated at the time of the failure. See the error log for the actual replacement strategy.

---

**BC58E570**

**Explanation:**

During processor/memory subsystem initialization, an error was encountered: An errorlog containing extra FFDC collected by the HWP.

**Response:**

The FRU callouts are calculated at the time of the failure. See the error log for the actual replacement strategy.

---

**BC58E580**

**Explanation:**

Chip diagnosis did not find any chip with an attention.

**Response:**

The FRU callouts are calculated at the time of the failure. See the error log for the actual replacement strategy.

---

**BC58E582**

**Explanation:**

During processor/memory subsystem initialization, an error was encountered: Invalid configuration in CS FIR Data handling.

**Response:**

The FRU callouts are calculated at the time of the failure. See the error log for the actual replacement strategy.

---

**BC58E583****Explanation:**

During processor/memory subsystem initialization, an error was encountered: NULL system target.

**Response:**

The FRU callouts are calculated at the time of the failure. See the error log for the actual replacement strategy.

---

**BC5A0102****Explanation:**

During processor/memory subsystem initialization, an error was encountered.

**Response:**

The FRU callouts are calculated at the time of the failure. Examine the error log for the actual replacement strategy.

---

**BC5A0103****Explanation:**

During processor/memory subsystem initialization, an error was encountered.

**Response:**

The FRU callouts are calculated at the time of the failure. Examine the error log for the actual replacement strategy.

---

**BC5A0104****Explanation:**

During processor/memory subsystem initialization, an error was encountered.

**Response:**

The FRU callouts are calculated at the time of the failure. Examine the error log for the actual replacement strategy.

---

**BC5A0105****Explanation:**

During processor/memory subsystem initialization, an error was encountered.

**Response:**

The FRU callouts are calculated at the time of the failure. Examine the error log for the actual replacement strategy.

---

**BC5A0107****Explanation:**

During processor/memory subsystem initialization, an error was encountered.

**Response:**

The FRU callouts are calculated at the time of the failure. Examine the error log for the actual replacement strategy.

---

**BC5A0202****Explanation:**

During processor/memory subsystem initialization, an error was encountered: A device driver operation was attempted for which no driver has been registered.

**Response:**

The FRU callouts are calculated at the time of the failure. See the error log for the actual replacement strategy.

---

**BC5A0203****Explanation:**

During processor/memory subsystem initialization, an error was encountered: A device driver operation on a NULL target.

**Response:**

The FRU callouts are calculated at the time of the failure. See the error log for the actual replacement strategy.

---

**BC5A0204****Explanation:**

During processor/memory subsystem initialization, an error was encountered: A double registration was attempted with the routing framework.

**Response:**

The FRU callouts are calculated at the time of the failure. See the error log for the actual replacement strategy.

---

**BC5A0301****Explanation:**

During processor/memory subsystem initialization, an error was encountered: The provided address is over 32 bits long which makes it invalid.

**Response:**

The FRU callouts are calculated at the time of the failure. See the error log for the actual replacement strategy.

---

**BC5A0302****Explanation:**

During processor/memory subsystem initialization, an error was encountered.

**Response:**

The FRU callouts are calculated at the time of the failure. Examine the error log for the actual replacement strategy.

---

**BC5A0303****Explanation:**

During processor/memory subsystem initialization, an error was encountered.

**Response:**

The FRU callouts are calculated at the time of the failure. Examine the error log for the actual replacement strategy.

---

**BC5A0305**

**Explanation:**

During processor/memory subsystem initialization, an error was encountered: Indirect SCOM Read error.

**Response:**

The FRU callouts are calculated at the time of the failure. See the error log for the actual replacement strategy.

---

**BC5A0306**

**Explanation:**

During processor/memory subsystem initialization, an error was encountered: Indirect SCOM complete bit did not come on.

**Response:**

The FRU callouts are calculated at the time of the failure. See the error log for the actual replacement strategy.

---

**BC5A0307**

**Explanation:**

During processor/memory subsystem initialization, an error was encountered: Indirect SCOM Write failed for this address.

**Response:**

The FRU callouts are calculated at the time of the failure. See the error log for the actual replacement strategy.

---

**BC5A0308**

**Explanation:**

During processor/memory subsystem initialization, an error was encountered: Indirect SCOM complete bit did not come on.

**Response:**

The FRU callouts are calculated at the time of the failure. See the error log for the actual replacement strategy.

---

**BC5A0309**

**Explanation:**

During processor/memory subsystem initialization, an error was encountered: Scm Translate not supported for this type.

**Response:**

The FRU callouts are calculated at the time of the failure. See the error log for the actual replacement strategy.

---

**BC5A030A**

**Explanation:**

During processor/memory subsystem initialization, an error was encountered: Scm Translation did not modify the address.

**Response:**

The FRU callouts are calculated at the time of the failure. See the error log for the actual replacement strategy.

---

**BC5A030C**

**Explanation:**

Firmware error during system IPL.

**Response:**

The FRU callouts are calculated at the time of the failure. See the error log for the actual replacement strategy.

---

**BC5A030D**

**Explanation:**

Firmware error during system IPL.

**Response:**

The FRU callouts are calculated at the time of the failure. See the error log for the actual replacement strategy.

---

**BC5A030E**

**Explanation:**

A problem occurred during the IPL of the system.

**Response:**

The FRU callouts are calculated at the time of the failure. See the error log for the actual replacement strategy.

---

**BC5A030F**

**Explanation:**

During processor/memory subsystem initialization, an error was encountered: Bits 0:11 in user supplied data is not zero.

**Response:**

The FRU callouts are calculated at the time of the failure. See the error log for the actual replacement strategy.

---

**BC5A0310**

**Explanation:**

During processor/memory subsystem initialization, an error was encountered: No read op on form 1 indirect scm.

**Response:**

The FRU callouts are calculated at the time of the failure. See the error log for the actual replacement strategy.

---

**BC5A0311****Explanation:**

During processor/memory subsystem initialization, an error was encountered: Hypervisor wakeup failed.

**Response:**

The FRU callouts are calculated at the time of the failure. See the error log for the actual replacement strategy.

---

**BC5A0312****Explanation:**

During processor/memory subsystem initialization, an error was encountered: SCOM runtime interface not linked.

**Response:**

The FRU callouts are calculated at the time of the failure. See the error log for the actual replacement strategy.

---

**BC5A0313****Explanation:**

During processor/memory subsystem initialization, an error was encountered: Disabling special wakeup when not enabled.

**Response:**

The FRU callouts are calculated at the time of the failure. See the error log for the actual replacement strategy.

---

**BC5A0314****Explanation:**

During processor/memory subsystem initialization, an error was encountered: Scom Translate not supported for this type.

**Response:**

The FRU callouts are calculated at the time of the failure. See the error log for the actual replacement strategy.

---

**BC5A0315****Explanation:**

During processor/memory subsystem initialization, an error was encountered: Error from Hypervisor attempting SCOM.

**Response:**

The FRU callouts are calculated at the time of the failure. See the error log for the actual replacement strategy.

---

**BC5A0316****Explanation:**

During processor/memory subsystem initialization, an error was encountered: Buffer size is less than allowed or NULL data buffer.

**Response:**

The FRU callouts are calculated at the time of the failure. See the error log for the actual replacement strategy.

---

**BC5A0317****Explanation:**

During processor/memory subsystem initialization, an error was encountered: Scom invalid operation type.

**Response:**

The FRU callouts are calculated at the time of the failure. See the error log for the actual replacement strategy.

---

**BC5A0318****Explanation:**

Secure Boot failure.

**Response:**

The FRU callouts are calculated at the time of the failure. See the error log for the actual replacement strategy.

---

**BC5A0319****Explanation:**

Secure Boot failure.

**Response:**

The FRU callouts are calculated at the time of the failure. See the error log for the actual replacement strategy.

---

**BC5A031A****Explanation:**

Secure Boot failure.

**Response:**

The FRU callouts are calculated at the time of the failure. See the error log for the actual replacement strategy.

---

**BC5A031B****Explanation:**

Secure Boot failure.

**Response:**

The FRU callouts are calculated at the time of the failure. See the error log for the actual replacement strategy.

---

**BC5A031C****Explanation:**

Secure Boot failure.

**Response:**

The FRU callouts are calculated at the time of the failure. See the error log for the actual replacement strategy.

---

**BC5A031D**



**Explanation:**

During processor/memory subsystem initialization, an error was encountered: Invalid mode parm for wakeup operation.

**Response:**

The FRU callouts are calculated at the time of the failure. See the error log for the actual replacement strategy.

---

**BC5A031E****Explanation:**

During processor/memory subsystem initialization, an error was encountered: Unexpectedly forcing wakeup off when the counter is non-zero, implies a bug in the code flow.

**Response:**

The FRU callouts are calculated at the time of the failure. See the error log for the actual replacement strategy.

---

**BC5A031F****Explanation:**

During processor/memory subsystem initialization, an error was encountered: Unsupported multicast op.

**Response:**

The FRU callouts are calculated at the time of the failure. See the error log for the actual replacement strategy.

---

**BC5A0401****Explanation:**

During processor/memory subsystem initialization, an error was encountered: XSCom access error.

**Response:**

The FRU callouts are calculated at the time of the failure. See the error log for the actual replacement strategy.

---

**BC5A0402****Explanation:**

During processor/memory subsystem initialization, an error was encountered.

**Response:**

The FRU callouts are calculated at the time of the failure. Examine the error log for the actual replacement strategy.

---

**BC5A0403****Explanation:**

During processor/memory subsystem initialization, an error was encountered.

**Response:**

The FRU callouts are calculated at the time of the failure. Examine the error log for the actual replacement strategy.

---

**BC5A0404****Explanation:**

During processor/memory subsystem initialization, an error was encountered.

**Response:**

The FRU callouts are calculated at the time of the failure. Examine the error log for the actual replacement strategy.

---

**BC5A0405****Explanation:**

A problem occurred during the IPL of the system.

**Response:**

The FRU callouts are calculated at the time of the failure. See the error log for the actual replacement strategy.

---

**BC5A0406****Explanation:**

During processor/memory subsystem initialization, an error was encountered.

**Response:**

The FRU callouts are calculated at the time of the failure. Examine the error log for the actual replacement strategy.

---

**BC5A0407****Explanation:**

During processor/memory subsystem initialization, an error was encountered.

**Response:**

The FRU callouts are calculated at the time of the failure. Examine the error log for the actual replacement strategy.

---

**BC5A0501****Explanation:**

During processor/memory subsystem initialization, an error was encountered: Initialization Service failed to start a task.

**Response:**

The FRU callouts are calculated at the time of the failure. See the error log for the actual replacement strategy.

---

**BC5A0502****Explanation:**

During processor/memory subsystem initialization, an error was encountered: Initialization Service attempted to start a function within a module but the function failed to launch.

**Response:**

The FRU callouts are calculated at the time of the failure. See the error log for the actual replacement strategy.

---

**BC5A0503****Explanation:**

During processor/memory subsystem initialization, an error was encountered: One or more CxxTest Unit Tests failed.

**Response:**

The FRU callouts are calculated at the time of the failure. See the error log for the actual replacement strategy.

---

**BC5A0504****Explanation:**

During processor/memory subsystem initialization, an error was encountered: Could not FLUSH virtual memory.

**Response:**

The FRU callouts are calculated at the time of the failure. See the error log for the actual replacement strategy.

---

**BC5A0505****Explanation:**

During processor/memory subsystem initialization, an error was encountered: Initialization Service launched a task and the task returned an error.

**Response:**

The FRU callouts are calculated at the time of the failure. See the error log for the actual replacement strategy.

---

**BC5A0506****Explanation:**

During processor/memory subsystem initialization, an error was encountered: Initialization Service launched a function and the task returned an error.

**Response:**

The FRU callouts are calculated at the time of the failure. See the error log for the actual replacement strategy.

---

**BC5A0507****Explanation:**

During processor/memory subsystem initialization, an error was encountered: Initialization Service failed to load a module needed to load a function or task. UserDetails will contain the name of the function or task.

**Response:**

The FRU callouts are calculated at the time of the failure. See the error log for the actual replacement strategy.

---

**BC5A0508****Explanation:**

During processor/memory subsystem initialization, an error was encountered: Request to send Istep Complete msg to Fsp, but no outstanding message from service processor found.

**Response:**

The FRU callouts are calculated at the time of the failure. See the error log for the actual replacement strategy.

---

**BC5A0509****Explanation:**

During processor/memory subsystem initialization, an error was encountered: IStep failed and HW deconfigured. Looped back to an earlier istep (Reconfigure loop).

**Response:**

The FRU callouts are calculated at the time of the failure. See the error log for the actual replacement strategy.

---

**BC5A050A****Explanation:**

A hardware error occurred during the IPL. See previous logs for details.

**Response:**

The FRU callouts are calculated at the time of the failure. See the error log for the actual replacement strategy.

---

**BC5A050B****Explanation:**

During processor/memory subsystem initialization, an error was encountered: Received shutdown request from service processor.

**Response:**

The FRU callouts are calculated at the time of the failure. See the error log for the actual replacement strategy.

---

**BC5A050C****Explanation:**

A problem occurred during the IPL of the system.

**Response:**

The FRU callouts are calculated at the time of the failure. See the error log for the actual replacement strategy.

---

**BC5A050D****Explanation:**

During processor/memory subsystem initialization, an error was encountered: Istep messaged received by non-master node.

**Response:**

The FRU callouts are calculated at the time of the failure. See the error log for the actual replacement strategy.

---

**BC5A050F****Explanation:**

A reconfigure loop is being induced for testing purposes.

**Response:**

The FRU callouts are calculated at the time of the failure. See the error log for the actual replacement strategy.

---

**BC5A0510****Explanation:**

During processor/memory subsystem initialization, an error was encountered: Received shutdown request due to deconfigure outside of reconfig loop.

**Response:**

The FRU callouts are calculated at the time of the failure. See the error log for the actual replacement strategy.

---

**BC5A0511****Explanation:**

An internal firmware error occurred.

**Response:**

The FRU callouts are calculated at the time of the failure. See the error log for the actual replacement strategy.

---

**BC5A0512****Explanation:**

Node is no longer accepting istep requests.

**Response:**

The FRU callouts are calculated at the time of the failure. See the error log for the actual replacement strategy.

---

**BC5A0516****Explanation:**

Firmware error during boot.

**Response:**

The FRU callouts are calculated at the time of the failure. See the error log for the actual replacement strategy.

---

**BC5A0601****Explanation:**

A problem occurred while accessing the boot flash.

**Response:**

The FRU callouts are calculated at the time of the failure. See the error log for the actual replacement strategy.

---

**BC5A0602****Explanation:**

A problem occurred while accessing the boot flash.

**Response:**

The FRU callouts are calculated at the time of the failure. See the error log for the actual replacement strategy.

---

**BC5A0603****Explanation:**

During processor/memory subsystem initialization, an error was encountered: invalid section passed to flush.

**Response:**

The FRU callouts are calculated at the time of the failure. See the error log for the actual replacement strategy.

---

**BC5A0604****Explanation:**

A problem occurred while initializing secure PNOR.

**Response:**

The FRU callouts are calculated at the time of the failure. See the error log for the actual replacement strategy.

---

**BC5A0605****Explanation:**

Processor NOR flash: A problem occurred while accessing the boot flash.

**Response:**

The FRU callouts are calculated at the time of the failure. See the error log for the actual replacement strategy.

---

**BC5A0606****Explanation:**

A problem occurred while accessing the boot flash.

**Response:**

The FRU callouts are calculated at the time of the failure. See the error log for the actual replacement strategy.

---

**BC5A0607****Explanation:**

During processor/memory subsystem initialization, an error was encountered: Unsupported Reset Level requested.

**Response:**

The FRU callouts are calculated at the time of the failure. See the error log for the actual replacement strategy.

---

**BC5A0608****Explanation:**

LPC bus error communicating with the BMC.

**Response:**

The FRU callouts are calculated at the time of the failure. See the error log for the actual replacement strategy.

---

**BC5A0609**

**Explanation:**

A problem occurred while accessing the boot flash.

**Response:**

The FRU callouts are calculated at the time of the failure. See the error log for the actual replacement strategy.

---

**BC5A060B**

**Explanation:**

Hardware error accessing flash during IPL.

**Response:**

The FRU callouts are calculated at the time of the failure. See the error log for the actual replacement strategy.

---

**BC5A060C**

**Explanation:**

Fail verifying Flash File System (FFS) Header on Master Candidate Processor NOR flash Table of Contents

**Response:**

The FRU callouts are calculated at the time of the failure. See the error log for the actual replacement strategy.

---

**BC5A0610**

**Explanation:**

A problem occurred while accessing the boot flash.

**Response:**

The FRU callouts are calculated at the time of the failure. See the error log for the actual replacement strategy.

---

**BC5A0612**

**Explanation:**

Hardware error accessing flash during IPL.

**Response:**

The FRU callouts are calculated at the time of the failure. See the error log for the actual replacement strategy.

---

**BC5A0614**

**Explanation:**

Firmware error accessing flash during IPL.

**Response:**

The FRU callouts are calculated at the time of the failure. See the error log for the actual replacement strategy.

---

**BC5A0615**

**Explanation:**

BMC not responding while accessing the flash.

**Response:**

The FRU callouts are calculated at the time of the failure. See the error log for the actual replacement strategy.

---

**BC5A0616**

**Explanation:**

Error accessing system firmware flash.

**Response:**

The FRU callouts are calculated at the time of the failure. See the error log for the actual replacement strategy.

---

**BC5A0617**

**Explanation:**

Error accessing system firmware flash.

**Response:**

The FRU callouts are calculated at the time of the failure. See the error log for the actual replacement strategy.

---

**BC5A0619**

**Explanation:**

A problem occurred while reading Processor NOR flash partition table.

**Response:**

The FRU callouts are calculated at the time of the failure. See the error log for the actual replacement strategy.

---

**BC5A061B**

**Explanation:**

During processor/memory subsystem initialization, an error was encountered: invalid section passed to getSectionInfo or section prohibited by secureboot.

**Response:**

The FRU callouts are calculated at the time of the failure. See the error log for the actual replacement strategy.

---

**BC5A061C**

**Explanation:**

During processor/memory subsystem initialization, an error was encountered: UNCORRECTABLE ECC.

**Response:**

The FRU callouts are calculated at the time of the failure. See the error log for the actual replacement strategy.

---

**BC5A061D**

**Explanation:**

During processor/memory subsystem initialization, an error was encountered: section size is zero.

**Response:**

The FRU callouts are calculated at the time of the failure. See the error log for the actual replacement strategy.

---

**BC5A061E**

**Explanation:**

Failed to remove pages.

**Response:**

The FRU callouts are calculated at the time of the failure. See the error log for the actual replacement strategy.

---

**BC5A061F**

**Explanation:**

Error accessing system firmware flash.

**Response:**

The FRU callouts are calculated at the time of the failure. See the error log for the actual replacement strategy.

---

**BC5A0620**

**Explanation:**

Error accessing system firmware flash.

**Response:**

The FRU callouts are calculated at the time of the failure. See the error log for the actual replacement strategy.

---

**BC5A0621**

**Explanation:**

During processor/memory subsystem initialization, an error was encountered: Non ECC protected section is passed to fixECC.

**Response:**

The FRU callouts are calculated at the time of the failure. See the error log for the actual replacement strategy.

---

**BC5A0622**

**Explanation:**

A problem occurred while reading Processor NOR flash partition table.

**Response:**

The FRU callouts are calculated at the time of the failure. See the error log for the actual replacement strategy.

---

**BC5A0623**

**Explanation:**

A problem occurred while reading Processor NOR flash partition table.

**Response:**

The FRU callouts are calculated at the time of the failure. See the error log for the actual replacement strategy.

---

**BC5A0627**

**Explanation:**

A problem occurred while accessing the boot flash.

**Response:**

The FRU callouts are calculated at the time of the failure. See the error log for the actual replacement strategy.

---

**BC5A0629**

**Explanation:**

No valid Table of Contents (TOC) found for Processor NOR flash.

**Response:**

The FRU callouts are calculated at the time of the failure. See the error log for the actual replacement strategy.

---

**BC5A062A**

**Explanation:**

Error accessing system firmware flash.

**Response:**

The FRU callouts are calculated at the time of the failure. See the error log for the actual replacement strategy.

---

**BC5A062B**

**Explanation:**

A problem occurred while reading Processor NOR flash partition table.

**Response:**

The FRU callouts are calculated at the time of the failure. See the error log for the actual replacement strategy.

---

**BC5A062C**

**Explanation:**

A problem occurred while reading Processor NOR flash partition table.

**Response:**

The FRU callouts are calculated at the time of the failure. See the error log for the actual replacement strategy.

---

**BC5A062D**

**Explanation:**

A problem occurred while reading Processor NOR flash partition table.

**Response:**

The FRU callouts are calculated at the time of the failure. See the error log for the actual replacement strategy.

---

**BC5A062F****Explanation:**

Firmware level mismatch.

**Response:**

The FRU callouts are calculated at the time of the failure. See the error log for the actual replacement strategy.

---

**BC5A0630****Explanation:**

Secureboot key transition failure.

**Response:**

The FRU callouts are calculated at the time of the failure. See the error log for the actual replacement strategy.

---

**BC5A0631****Explanation:**

Firmware Error.

**Response:**

The FRU callouts are calculated at the time of the failure. See the error log for the actual replacement strategy.

---

**BC5A0632****Explanation:**

BMC not responding while accessing the flash.

**Response:**

The FRU callouts are calculated at the time of the failure. See the error log for the actual replacement strategy.

---

**BC5A0633****Explanation:**

BMC not responding while accessing the flash.

**Response:**

The FRU callouts are calculated at the time of the failure. See the error log for the actual replacement strategy.

---

**BC5A0634****Explanation:**

Security failure: unable to securely load requested firmware.

**Response:**

The FRU callouts are calculated at the time of the failure. See the error log for the actual replacement strategy.

---

**BC5A0635****Explanation:**

A problem occurred within the security subsystem.

**Response:**

The FRU callouts are calculated at the time of the failure. See the error log for the actual replacement strategy.

---

**BC5A0636****Explanation:**

A problem occurred within the security subsystem.

**Response:**

The FRU callouts are calculated at the time of the failure. See the error log for the actual replacement strategy.

---

**BC5A0637****Explanation:**

A problem occurred within the security subsystem.

**Response:**

The FRU callouts are calculated at the time of the failure. See the error log for the actual replacement strategy.

---

**BC5A0638****Explanation:**

Failure in security subsystem.

**Response:**

The FRU callouts are calculated at the time of the failure. See the error log for the actual replacement strategy.

---

**BC5A0639****Explanation:**

Platform Security Error.

**Response:**

The FRU callouts are calculated at the time of the failure. See the error log for the actual replacement strategy.

---

**BC5A063A****Explanation:**

Failure in security subsystem.

**Response:**

The FRU callouts are calculated at the time of the failure. See the error log for the actual replacement strategy.

---

**BC5A063B****Explanation:**

Failure in security subsystem.

**Response:**

The FRU callouts are calculated at the time of the failure. See the error log for the actual replacement strategy.

---

**BC5A063C**

**Explanation:**

Failure in security subsystem.

**Response:**

The FRU callouts are calculated at the time of the failure. See the error log for the actual replacement strategy.

---

**BC5A063D****Explanation:**

A problem occurred while reading Processor NOR flash partition table.

**Response:**

The FRU callouts are calculated at the time of the failure. See the error log for the actual replacement strategy.

---

**BC5A0702****Explanation:**

A problem occurred during the IPL of the system.

**Response:**

The FRU callouts are calculated at the time of the failure. See the error log for the actual replacement strategy.

---

**BC5A0703****Explanation:**

During processor/memory subsystem initialization, an error was encountered: Timed out waiting for data in FIFO to read.

**Response:**

The FRU callouts are calculated at the time of the failure. See the error log for the actual replacement strategy.

---

**BC5A0705****Explanation:**

During processor/memory subsystem initialization, an error was encountered: Timed out waiting for command complete.

**Response:**

The FRU callouts are calculated at the time of the failure. See the error log for the actual replacement strategy.

---

**BC5A0706****Explanation:**

A problem occurred during the IPL of the system: An error was found in the I2C status register.

**Response:**

The FRU callouts are calculated at the time of the failure. See the error log for the actual replacement strategy.

---

**BC5A0707****Explanation:**

During processor/memory subsystem initialization, an error was encountered: Master Sentinel chip was used as a target for an I2C operation. This is not permitted.

**Response:**

The FRU callouts are calculated at the time of the failure. See the error log for the actual replacement strategy.

---

**BC5A070A****Explanation:**

A problem occurred during the IPL of the system.

**Response:**

The FRU callouts are calculated at the time of the failure. See the error log for the actual replacement strategy.

---

**BC5A070B****Explanation:**

A problem occurred during the IPL of the system: A NACK error was found in the I2C Status register.

**Response:**

The FRU callouts are calculated at the time of the failure. See the error log for the actual replacement strategy.

---

**BC5A070C****Explanation:**

A problem occurred during the IPL of the system: A Bus Arbitration Lost error was found in the I2C status register.

**Response:**

The FRU callouts are calculated at the time of the failure. See the error log for the actual replacement strategy.

---

**BC5A070D****Explanation:**

During processor/memory subsystem initialization, an error was encountered: I2C read/write interface not linked.

**Response:**

The FRU callouts are calculated at the time of the failure. See the error log for the actual replacement strategy.

---

**BC5A070E****Explanation:**

During processor/memory subsystem initialization, an error was encountered: I2C access error.

**Response:**

The FRU callouts are calculated at the time of the failure. See the error log for the actual replacement strategy.

---

**BC5A070F**

**Explanation:**

During processor/memory subsystem initialization, an error was encountered: I2C offset length is invalid.

**Response:**

The FRU callouts are calculated at the time of the failure. See the error log for the actual replacement strategy.

---

**BC5A0710****Explanation:**

During processor/memory subsystem initialization, an error was encountered: There was an error retrieving the EEPROM page mutex for this i2c master engine.

**Response:**

The FRU callouts are calculated at the time of the failure. See the error log for the actual replacement strategy.

---

**BC5A0711****Explanation:**

During processor/memory subsystem initialization, an error was encountered: There was a request for an invalid EEPROM page.

**Response:**

The FRU callouts are calculated at the time of the failure. See the error log for the actual replacement strategy.

---

**BC5A0712****Explanation:**

During processor/memory subsystem initialization, an error was encountered: I2C master encountered an error while trying to unlock the eepromPage.

**Response:**

The FRU callouts are calculated at the time of the failure. See the error log for the actual replacement strategy.

---

**BC5A0713****Explanation:**

A problem occurred during the IPL of the system.

**Response:**

The FRU callouts are calculated at the time of the failure. See the error log for the actual replacement strategy.

---

**BC5A0714****Explanation:**

Unexpected boot firmware error.

**Response:**

The FRU callouts are calculated at the time of the failure. See the error log for the actual replacement strategy.

---

**BC5A0715****Explanation:**

Unexpected boot firmware error.

**Response:**

The FRU callouts are calculated at the time of the failure. See the error log for the actual replacement strategy.

---

**BC5A0716****Explanation:**

Firmware error during boot.

**Response:**

The FRU callouts are calculated at the time of the failure. See the error log for the actual replacement strategy.

---

**BC5A0717****Explanation:**

Firmware error during boot.

**Response:**

The FRU callouts are calculated at the time of the failure. See the error log for the actual replacement strategy.

---

**BC5A0718****Explanation:**

Unexpected firmware error.

**Response:**

The FRU callouts are calculated at the time of the failure. See the error log for the actual replacement strategy.

---

**BC5A0719****Explanation:**

Unexpected firmware error.

**Response:**

The FRU callouts are calculated at the time of the failure. See the error log for the actual replacement strategy.

---

**BC5A071A****Explanation:**

Unexpected firmware error.

**Response:**

The FRU callouts are calculated at the time of the failure. See the error log for the actual replacement strategy.

---

**BC5A071B****Explanation:**

Unexpected firmware error.

**Response:**

The FRU callouts are calculated at the time of the failure. See the error log for the actual replacement strategy.

---



---

**BC5A071C****Explanation:**

Unexpected firmware error.

**Response:**

The FRU callouts are calculated at the time of the failure. See the error log for the actual replacement strategy.

---

**BC5A071D****Explanation:**

Unexpected firmware error.

**Response:**

The FRU callouts are calculated at the time of the failure. See the error log for the actual replacement strategy.

---

**BC5A0801****Explanation:**

During processor/memory subsystem initialization, an error was encountered: Could not load/unload module.

**Response:**

The FRU callouts are calculated at the time of the failure. See the error log for the actual replacement strategy.

---

**BC5A0803****Explanation:**

During processor/memory subsystem initialization, an error was encountered: Could not allocate virtual memory.

**Response:**

The FRU callouts are calculated at the time of the failure. See the error log for the actual replacement strategy.

---

**BC5A0804****Explanation:**

During processor/memory subsystem initialization, an error was encountered: Could not set permissions on virtual memory.

**Response:**

The FRU callouts are calculated at the time of the failure. See the error log for the actual replacement strategy.

---

**BC5A0805****Explanation:**

During processor/memory subsystem initialization, an error was encountered: Module does not exist.

**Response:**

The FRU callouts are calculated at the time of the failure. See the error log for the actual replacement strategy.

---

---

**BC5A0806****Explanation:**

During processor/memory subsystem initialization, an error was encountered: Module is not a data module.

**Response:**

The FRU callouts are calculated at the time of the failure. See the error log for the actual replacement strategy.

---

**BC5A0807****Explanation:**

A problem was detected during the IPL of the system: Task crashed.

**Response:**

The FRU callouts are calculated at the time of the failure. See the error log for the actual replacement strategy.

---

**BC5A0808****Explanation:**

Corrupted flash image or firmware error during system boot.

**Response:**

The FRU callouts are calculated at the time of the failure. See the error log for the actual replacement strategy.

---

**BC5A0901****Explanation:**

A problem was detected during the IPL of the system: A hardware initialization procedure requested an invalid attribute.

**Response:**

The FRU callouts are calculated at the time of the failure. See the error log for the actual replacement strategy.

---

**BC5A0902****Explanation:**

During processor/memory subsystem initialization, an error was encountered: Request for EC features on an attribute without EC features.

**Response:**

The FRU callouts are calculated at the time of the failure. See the error log for the actual replacement strategy.

---

**BC5A0907****Explanation:**

Internal firmware error.

**Response:**

The FRU callouts are calculated at the time of the failure. See the error log for the actual replacement strategy.

---

---

**BC5A0908****Explanation:**

Firmware Error.

**Response:**

The FRU callouts are calculated at the time of the failure. See the error log for the actual replacement strategy.

---

**BC5A0909****Explanation:**

Firmware Error.

**Response:**

The FRU callouts are calculated at the time of the failure. See the error log for the actual replacement strategy.

---

**BC5A090A****Explanation:**

Firmware Error.

**Response:**

The FRU callouts are calculated at the time of the failure. See the error log for the actual replacement strategy.

---

**BC5A090D****Explanation:**

Firmware error during IPL.

**Response:**

The FRU callouts are calculated at the time of the failure. See the error log for the actual replacement strategy.

---

**BC5A090E****Explanation:**

Firmware error during IPL.

**Response:**

The FRU callouts are calculated at the time of the failure. See the error log for the actual replacement strategy.

---

**BC5A090F****Explanation:**

Error initializing processor/memory subsystem during boot. See FRU list for repair actions.

**Response:**

The FRU callouts are calculated at the time of the failure. See the error log for the actual replacement strategy.

---

**BC5A0910****Explanation:**

Firmware error during IPL.

**Response:**

The FRU callouts are calculated at the time of the failure. See the error log for the actual replacement strategy.

---

**BC5A0911****Explanation:**

Firmware error during IPL.

**Response:**

The FRU callouts are calculated at the time of the failure. See the error log for the actual replacement strategy.

---

**BC5A0912****Explanation:**

A problem occurred during the IPL of the system.

**Response:**

The FRU callouts are calculated at the time of the failure. Examine the error log for the actual replacement strategy.

---

**BC5A0913****Explanation:**

During processor/memory subsystem initialization, an error was encountered.

**Response:**

The FRU callouts are calculated at the time of the failure. Examine the error log for the actual replacement strategy.

---

**BC5A0914****Explanation:**

During processor/memory subsystem initialization, an error was encountered.

**Response:**

The FRU callouts are calculated at the time of the failure. Examine the error log for the actual replacement strategy.

---

**BC5A0915****Explanation:**

During processor/memory subsystem initialization, an error was encountered.

**Response:**

The FRU callouts are calculated at the time of the failure. Examine the error log for the actual replacement strategy.

---

**BC5A0916****Explanation:**

During processor/memory subsystem initialization, an error was encountered.

**Response:**

The FRU callouts are calculated at the time of the failure. Examine the error log for the actual replacement strategy.

---

**BC5A0917****Explanation:**

During processor/memory subsystem initialization, an error was encountered.

**Response:**

The FRU callouts are calculated at the time of the failure. Examine the error log for the actual replacement strategy.

---

**BC5A091B****Explanation:**

A problem occurred during the IPL of the system.

**Response:**

The FRU callouts are calculated at the time of the failure. Examine the error log for the actual replacement strategy.

---

**BC5A091C****Explanation:**

During processor/memory subsystem initialization, an error was encountered.

**Response:**

The FRU callouts are calculated at the time of the failure. Examine the error log for the actual replacement strategy.

---

**BC5A091D****Explanation:**

A problem occurred during the IPL of the system.

**Response:**

The FRU callouts are calculated at the time of the failure. Examine the error log for the actual replacement strategy.

---

**BC5A091E****Explanation:**

During processor/memory subsystem initialization, an error was encountered.

**Response:**

The FRU callouts are calculated at the time of the failure. Examine the error log for the actual replacement strategy.

---

**BC5A091F****Explanation:**

During processor/memory subsystem initialization, an error was encountered.

**Response:**

The FRU callouts are calculated at the time of the failure. Examine the error log for the actual replacement strategy.

---

**BC5A0920****Explanation:**

A problem occurred during the IPL of the system.

**Response:**

The FRU callouts are calculated at the time of the failure. Examine the error log for the actual replacement strategy.

---

**BC5A0921****Explanation:**

A problem occurred during the IPL of the system.

**Response:**

The FRU callouts are calculated at the time of the failure. Examine the error log for the actual replacement strategy.

---

**BC5A0922****Explanation:**

A problem occurred during the IPL of the system.

**Response:**

The FRU callouts are calculated at the time of the failure. Examine the error log for the actual replacement strategy.

---

**BC5A0923****Explanation:**

A problem occurred during the IPL of the system.

**Response:**

The FRU callouts are calculated at the time of the failure. Examine the error log for the actual replacement strategy.

---

**BC5A0924****Explanation:**

Error unmapping memory section.

**Response:**

The FRU callouts are calculated at the time of the failure. See the error log for the actual replacement strategy.

---

**BC5A0925****Explanation:**

During processor/memory subsystem initialization, an error was encountered: The hwsv returned a message where the extra data was null. This should not happen so need to tell HostBoot to stop the ipl.

**Response:**

The FRU callouts are calculated at the time of the failure. See the error log for the actual replacement strategy.

---

**BC5A0926****Explanation:**

During processor/memory subsystem initialization, an error was encountered: The hwsv found an error while processing the message so it sent an error message back to indicate to HostBoot to stop the

IPL. Userdata1 will have the error PLID from hwsv's errorlog.

**Response:**

The FRU callouts are calculated at the time of the failure. See the error log for the actual replacement strategy.

---

**BC5A0927**

**Explanation:**

During processor/memory subsystem initialization, an error was encountered: The hwsv returned a message where there was an error when the powr function was called. userdata1 contains the errorlog plid from hwsv generated by the powr function.

**Response:**

The FRU callouts are calculated at the time of the failure. See the error log for the actual replacement strategy.

---

**BC5A0928**

**Explanation:**

During processor/memory subsystem initialization, an error was encountered: HB got an incorrect type message. HB did not provide the correct message type in the istep. Userdata1 shows the message type passed in.

**Response:**

The FRU callouts are calculated at the time of the failure. See the error log for the actual replacement strategy.

---

**BC5A0929**

**Explanation:**

A problem occurred during the IPL of the system.

**Response:**

The FRU callouts are calculated at the time of the failure. Examine the error log for the actual replacement strategy.

---

**BC5A092A**

**Explanation:**

During processor/memory subsystem initialization, an error was encountered: messages from other nodes have not returned in time.

**Response:**

The FRU callouts are calculated at the time of the failure. See the error log for the actual replacement strategy.

---

**BC5A092B**

**Explanation:**

During processor/memory subsystem initialization, an error was encountered: host coalesce host timer thread failed.

**Response:**

The FRU callouts are calculated at the time of the failure. See the error log for the actual replacement strategy.

---

**BC5A092C**

**Explanation:**

During processor/memory subsystem initialization, an error was encountered.

**Response:**

The FRU callouts are calculated at the time of the failure. Examine the error log for the actual replacement strategy.

---

**BC5A092D**

**Explanation:**

During processor/memory subsystem initialization, an error was encountered.

**Response:**

The FRU callouts are calculated at the time of the failure. Examine the error log for the actual replacement strategy.

---

**BC5A092E**

**Explanation:**

During processor/memory subsystem initialization, an error was encountered: Request given to load payload into mirrored memory, but no mirrored memory exists at that location.

**Response:**

The FRU callouts are calculated at the time of the failure. See the error log for the actual replacement strategy.

---

**BC5A0930**

**Explanation:**

Read/write requested while in DISABLE\_DRAM\_REPAIRS mode found extra bad bits set for DIMM.

**Response:**

The FRU callouts are calculated at the time of the failure. See the error log for the actual replacement strategy.

---

**BC5A0931**

**Explanation:**

A problem occurred during the IPL of the system.

**Response:**

The FRU callouts are calculated at the time of the failure. See the error log for the actual replacement strategy.

---

**BC5A0932**

**Explanation:**

A problem occurred during the IPL of the system.

**Response:**

The FRU callouts are calculated at the time of the failure. See the error log for the actual replacement strategy.

---

**BC5A0933****Explanation:**

During processor/memory subsystem initialization, an error was encountered: Failed due to wrong DIMM type.

**Response:**

The FRU callouts are calculated at the time of the failure. See the error log for the actual replacement strategy.

---

**BC5A0934****Explanation:**

During processor/memory subsystem initialization, an error was encountered: Either nominal, max turbo or min power save frequency for the processor HUID (userdata1) is zero.

**Response:**

The FRU callouts are calculated at the time of the failure. See the error log for the actual replacement strategy.

---

**BC5A0935****Explanation:**

During processor/memory subsystem initialization, an error was encountered: Input buffer size is smaller than expected length.

**Response:**

The FRU callouts are calculated at the time of the failure. See the error log for the actual replacement strategy.

---

**BC5A0936****Explanation:**

During processor/memory subsystem initialization, an error was encountered: Nominal frequency(userdata1) does not match nominal frequency(userdata2) on other cores. Should be the same for all chips.

**Response:**

The FRU callouts are calculated at the time of the failure. See the error log for the actual replacement strategy.

---

**BC5A0937****Explanation:**

During processor/memory subsystem initialization, an error was encountered: Invalid bucket id found for the voltage data.

**Response:**

The FRU callouts are calculated at the time of the failure. See the error log for the actual replacement strategy.

---

**BC5A0938****Explanation:**

During processor/memory subsystem initialization, an error was encountered: Bucket id from PR keyword does not match bucket id in the voltage data.

**Response:**

The FRU callouts are calculated at the time of the failure. See the error log for the actual replacement strategy.

---

**BC5A0939****Explanation:**

During processor/memory subsystem initialization, an error was encountered: Unsupported #V keyword data version found.

**Response:**

The FRU callouts are calculated at the time of the failure. See the error log for the actual replacement strategy.

---

**BC5A093B****Explanation:**

During processor/memory subsystem initialization, an error was encountered: When Workload Optimized Frequency (WOF) is enabled, ultra turbo freq should not be 0.

**Response:**

The FRU callouts are calculated at the time of the failure. See the error log for the actual replacement strategy.

---

**BC5A093C****Explanation:**

During processor/memory subsystem initialization, an error was encountered: When Workload Optimized Frequency (WOF) is enabled, the WOF Freq Uplift index should be 1,2,3, or 4.

**Response:**

The FRU callouts are calculated at the time of the failure. See the error log for the actual replacement strategy.

---

**BC5A093D****Explanation:**

A problem occurred during the IPL of the system.

**Response:**

The FRU callouts are calculated at the time of the failure. See the error log for the actual replacement strategy.

---

**BC5A093E****Explanation:**

Error uncompressing payload image from boot flash.

**Response:**

The FRU callouts are calculated at the time of the failure. See the error log for the actual replacement strategy.

---

**BC5A0A01****Explanation:**

An internal function called the FSI device driver with an improper data length.

**Response:**

The FRU callouts are calculated at the time of the failure. See the error log for the actual replacement strategy.

---

**BC5A0A03****Explanation:**

A problem occurred during the IPL of the system.

**Response:**

The FRU callouts are calculated at the time of the failure. See the error log for the actual replacement strategy.

---

**BC5A0A04****Explanation:**

A problem occurred during the IPL of the system.

**Response:**

The FRU callouts are calculated at the time of the failure. See the error log for the actual replacement strategy.

---

**BC5A0A06****Explanation:**

A problem occurred during the IPL of the system.

**Response:**

The FRU callouts are calculated at the time of the failure. See the error log for the actual replacement strategy.

---

**BC5A0A08****Explanation:**

A problem occurred during the IPL of the system.

**Response:**

The FRU callouts are calculated at the time of the failure. See the error log for the actual replacement strategy.

---

**BC5A0A09****Explanation:**

A problem occurred during the IPL of the system.

**Response:**

The FRU callouts are calculated at the time of the failure. See the error log for the actual replacement strategy.

---

**BC5A0A0A****Explanation:**

A problem occurred during the IPL of the system.

**Response:**

The FRU callouts are calculated at the time of the failure. See the error log for the actual replacement strategy.

---

**BC5A0A0B****Explanation:**

A problem occurred during the IPL of the system.

**Response:**

The FRU callouts are calculated at the time of the failure. See the error log for the actual replacement strategy.

---

**BC5A0A0C****Explanation:**

A problem occurred during the IPL of the system.

**Response:**

The FRU callouts are calculated at the time of the failure. See the error log for the actual replacement strategy.

---

**BC5A0A0D****Explanation:**

A problem occurred during the IPL of the system.

**Response:**

The FRU callouts are calculated at the time of the failure. See the error log for the actual replacement strategy.

---

**BC5A0A0E****Explanation:**

A problem occurred during the IPL of the system.

**Response:**

The FRU callouts are calculated at the time of the failure. See the error log for the actual replacement strategy.

---

**BC5A0A0F****Explanation:**

FSI and MVPD do not agree.

**Response:**

The FRU callouts are calculated at the time of the failure. See the error log for the actual replacement strategy.

---

**BC5A0A10****Explanation:**

FSI and CVPD do not agree.

**Response:**

The FRU callouts are calculated at the time of the failure. See the error log for the actual replacement strategy.

---

**BC5A0A11**

**Explanation:**

A problem occurred during the IPL of the system.

**Response:**

The FRU callouts are calculated at the time of the failure. See the error log for the actual replacement strategy.

---

**BC5A0A12****Explanation:**

A problem occurred during the IPL of the system.

**Response:**

The FRU callouts are calculated at the time of the failure. See the error log for the actual replacement strategy.

---

**BC5A0B01****Explanation:**

During processor/memory subsystem initialization, an error was encountered.

**Response:**

The FRU callouts are calculated at the time of the failure. Examine the error log for the actual replacement strategy.

---

**BC5A0B02****Explanation:**

A problem occurred during the IPL of the system. The eyecatch value observed in memory does not match the expected value and therefore the contents of the attribute sections are unable to be parsed.

**Response:**

The FRU callouts are calculated at the time of the failure. See the error log for the actual replacement strategy.

---

**BC5A0B03****Explanation:**

Kernel failed to block memory.

**Response:**

The FRU callouts are calculated at the time of the failure. See the error log for the actual replacement strategy.

---

**BC5A0B04****Explanation:**

Kernel failed to set permissions on virtual memory block.

**Response:**

The FRU callouts are calculated at the time of the failure. See the error log for the actual replacement strategy.

---

**BC5A0B05****Explanation:**

Unexpected boot firmware error occurred.

**Response:**

The FRU callouts are calculated at the time of the failure. See the error log for the actual replacement strategy.

---

**BC5A0B06****Explanation:**

FW error, unexpected Attribute section type.

**Response:**

The FRU callouts are calculated at the time of the failure. See the error log for the actual replacement strategy.

---

**BC5A0B07****Explanation:**

A problem occurred during the IPL of the system: Attributes were not fully synchronized between the host firmware and service processor.

**Response:**

The FRU callouts are calculated at the time of the failure. See the error log for the actual replacement strategy.

---

**BC5A0B08****Explanation:**

During processor/memory subsystem initialization, an error was encountered: The attribute synchronization code on the service processor side was unable to fulfill the sync to HostBoot request.

**Response:**

The FRU callouts are calculated at the time of the failure. See the error log for the actual replacement strategy.

---

**BC5A0B09****Explanation:**

During processor/memory subsystem initialization, an error was encountered: The attribute synchronization from the service processor failed.

**Response:**

The FRU callouts are calculated at the time of the failure. See the error log for the actual replacement strategy.

---

**BC5A0B0A****Explanation:**

During processor/memory subsystem initialization, an error was encountered.

**Response:**

The FRU callouts are calculated at the time of the failure. Examine the error log for the actual replacement strategy.

---

**BC5A0B0B****Explanation:**

During processor/memory subsystem initialization, an error was encountered.

**Response:**

The FRU callouts are calculated at the time of the failure. Examine the error log for the actual replacement strategy.

---

**BC5A0B0C**

**Explanation:**

During processor/memory subsystem initialization, an error was encountered: Targeting target's type not supported by runtime code.

**Response:**

The FRU callouts are calculated at the time of the failure. See the error log for the actual replacement strategy.

---

**BC5A0B0D**

**Explanation:**

Invalid configuration data in firmware Processor NOR flash.

**Response:**

The FRU callouts are calculated at the time of the failure. See the error log for the actual replacement strategy.

---

**BC5A0B0E**

**Explanation:**

Invalid configuration data in firmware Processor NOR flash.

**Response:**

The FRU callouts are calculated at the time of the failure. See the error log for the actual replacement strategy.

---

**BC5A0B0F**

**Explanation:**

During processor/memory subsystem initialization, an error was encountered: Failure applying given attribute override on given target.

**Response:**

The FRU callouts are calculated at the time of the failure. See the error log for the actual replacement strategy.

---

**BC5A0B10**

**Explanation:**

During processor/memory subsystem initialization, an error was encountered: Given target does not have given attribute to apply override.

**Response:**

The FRU callouts are calculated at the time of the failure. See the error log for the actual replacement strategy.

---

**BC5A0B11**

**Explanation:**

Invalid configuration data in firmware Processor NOR flash.

**Response:**

The FRU callouts are calculated at the time of the failure. See the error log for the actual replacement strategy.

---

**BC5A0B12**

**Explanation:**

Invalid configuration data in firmware Processor NOR flash.

**Response:**

The FRU callouts are calculated at the time of the failure. See the error log for the actual replacement strategy.

---

**BC5A0B13**

**Explanation:**

Kernel failed to block map memory.

**Response:**

The FRU callouts are calculated at the time of the failure. See the error log for the actual replacement strategy.

---

**BC5A0B15**

**Explanation:**

Kernel failed to unblock mapped memory.

**Response:**

The FRU callouts are calculated at the time of the failure. See the error log for the actual replacement strategy.

---

**BC5A0B16**

**Explanation:**

Unexpected internal firmware error.

**Response:**

The FRU callouts are calculated at the time of the failure. See the error log for the actual replacement strategy.

---

**BC5A0B17**

**Explanation:**

Unexpected internal firmware error.

**Response:**

The FRU callouts are calculated at the time of the failure. See the error log for the actual replacement strategy.

---

**BC5A0B18**

**Explanation:**

Internal firmware error preparing for concurrent code update.

---



**Response:**

The FRU callouts are calculated at the time of the failure. See the error log for the actual replacement strategy.

---

**BC5A0B19****Explanation:**

Unsupported override configuration data.

**Response:**

The FRU callouts are calculated at the time of the failure. See the error log for the actual replacement strategy.

---

**BC5A0B1A****Explanation:**

Unexpected boot firmware failure.

**Response:**

The FRU callouts are calculated at the time of the failure. See the error log for the actual replacement strategy.

---

**BC5A0B1B****Explanation:**

Tolerated boot firmware error occurred.

**Response:**

The FRU callouts are calculated at the time of the failure. See the error log for the actual replacement strategy.

---

**BC5A0B80****Explanation:**

During processor/memory subsystem initialization, an error was encountered: The caller passed an invalid node target to find the master proc handle.

**Response:**

The FRU callouts are calculated at the time of the failure. See the error log for the actual replacement strategy.

---

**BC5A0B81****Explanation:**

During processor/memory subsystem initialization, an error was encountered: The caller passed an invalid node target to find the master proc handle.

**Response:**

The FRU callouts are calculated at the time of the failure. See the error log for the actual replacement strategy.

---

**BC5A0B82****Explanation:**

Internal firmware error applying custom configuration settings.

**Response:**

The FRU callouts are calculated at the time of the failure. See the error log for the actual replacement strategy.

---

**BC5A0B83****Explanation:**

Firmware error doing code update.

**Response:**

The FRU callouts are calculated at the time of the failure. See the error log for the actual replacement strategy.

---

**BC5A0B84****Explanation:**

Firmware error doing code update.

**Response:**

The FRU callouts are calculated at the time of the failure. See the error log for the actual replacement strategy.

---

**BC5A0B85****Explanation:**

Firmware error doing code update.

**Response:**

The FRU callouts are calculated at the time of the failure. See the error log for the actual replacement strategy.

---

**BC5A0B86****Explanation:**

Firmware error doing code update.

**Response:**

The FRU callouts are calculated at the time of the failure. See the error log for the actual replacement strategy.

---

**BC5A0B87****Explanation:**

Firmware error doing code update.

**Response:**

The FRU callouts are calculated at the time of the failure. See the error log for the actual replacement strategy.

---

**BC5A0B88****Explanation:**

Firmware error doing code update.

**Response:**

The FRU callouts are calculated at the time of the failure. See the error log for the actual replacement strategy.

---

**BC5A0B89****Explanation:**

Attempted to perform an invalid attribute look up.

**Response:**

The FRU callouts are calculated at the time of the failure. See the error log for the actual replacement strategy.

---

**BC5A0B8A****Explanation:**

A problem occurred during the IPL of the system. Expected resource was not indicated to be present.

**Response:**

The FRU callouts are calculated at the time of the failure. See the error log for the actual replacement strategy.

---

**BC5A0B8B****Explanation:**

During processor/memory subsystem initialization, an error was encountered: Error: Failed to translate common association address to platform address.

**Response:**

The FRU callouts are calculated at the time of the failure. See the error log for the actual replacement strategy.

---

**BC5A0B8C****Explanation:**

During processor/memory subsystem initialization, an error was encountered: Error: No free association entry to set.

**Response:**

The FRU callouts are calculated at the time of the failure. See the error log for the actual replacement strategy.

---

**BC5A0C01****Explanation:**

During processor/memory subsystem initialization, an error was encountered: Attempt to deconfigure a target that is not deconfigurable or not present.

**Response:**

The FRU callouts are calculated at the time of the failure. See the error log for the actual replacement strategy.

---

**BC5A0C03****Explanation:**

During processor/memory subsystem initialization, an error was encountered: Invalid target encountered in processing of HW callout.

**Response:**

The FRU callouts are calculated at the time of the failure. See the error log for the actual replacement strategy.

---

**BC5A0C04****Explanation:**

During processor/memory subsystem initialization, an error was encountered: Insufficient hardware to continue.

**Response:**

The FRU callouts are calculated at the time of the failure. See the error log for the actual replacement strategy.

---

**BC5A0C05****Explanation:**

A problem occurred during the IPL of the system: No functional processor cores were found on the master processor.

**Response:**

The FRU callouts are calculated at the time of the failure. See the error log for the actual replacement strategy.

---

**BC5A0C06****Explanation:**

A problem occurred during the IPL of the system: Found no functional dimm cards.

**Response:**

The FRU callouts are calculated at the time of the failure. See the error log for the actual replacement strategy.

---

**BC5A0C07****Explanation:**

A problem occurred during the IPL of the system: No functional master processor was found on this node.

**Response:**

The FRU callouts are calculated at the time of the failure. See the error log for the actual replacement strategy.

---

**BC5A0C08****Explanation:**

A problem occurred during the IPL of the system: No functional nodes were found on the system.

**Response:**

The FRU callouts are calculated at the time of the failure. See the error log for the actual replacement strategy.

---

**BC5A0C09****Explanation:**

A problem occurred during the IPL of the system: Found no functional dimm cards.

**Response:**

The FRU callouts are calculated at the time of the failure. See the error log for the actual replacement strategy.

---

**BC5A0C0A****Explanation:**

A previously discovered hardware issue is being ignored to allow the system to boot.

**Response:**

The FRU callouts are calculated at the time of the failure. See the error log for the actual replacement strategy.

---

**BC5A0C0B****Explanation:**

A problem occurred during the IPL of the system: A critical resource was found to be deconfigured.

**Response:**

The FRU callouts are calculated at the time of the failure. See the error log for the actual replacement strategy.

---

**BC5A0C0C****Explanation:**

A problem occurred during the IPL of the system: Found no functional dimm cards.

**Response:**

The FRU callouts are calculated at the time of the failure. See the error log for the actual replacement strategy.

---

**BC5A0C0E****Explanation:**

Insufficient hardware to continue IPL.

**Response:**

The FRU callouts are calculated at the time of the failure. See the error log for the actual replacement strategy.

---

**BC5A0C0F****Explanation:**

Incompatible Processor Chip Levels.

**Response:**

The FRU callouts are calculated at the time of the failure. See the error log for the actual replacement strategy.

---

**BC5A0C10****Explanation:**

Incompatible Processor Chip Levels.

**Response:**

The FRU callouts are calculated at the time of the failure. See the error log for the actual replacement strategy.

---

**BC5A0C11****Explanation:**

Host firmware encountered an internal error.

**Response:**

The FRU callouts are calculated at the time of the failure. See the error log for the actual replacement strategy.

---

**BC5A0C12****Explanation:**

Host firmware encountered an internal error.

**Response:**

The FRU callouts are calculated at the time of the failure. See the error log for the actual replacement strategy.

---

**BC5A0C13****Explanation:**

Host Firmware encountered an internal error.

**Response:**

The FRU callouts are calculated at the time of the failure. See the error log for the actual replacement strategy.

---

**BC5A0C14****Explanation:**

A problem occurred during the IPL of the system: Found too many obus links.

**Response:**

The FRU callouts are calculated at the time of the failure. See the error log for the actual replacement strategy.

---

**BC5A0C15****Explanation:**

A problem occurred during the IPL of the system: No memory found.

**Response:**

The FRU callouts are calculated at the time of the failure. See the error log for the actual replacement strategy.

---

**BC5A0C19****Explanation:**

A problem occurred during IPL of the system: Internal Firmware Error.

**Response:**

The FRU callouts are calculated at the time of the failure. See the error log for the actual replacement strategy.

---

**BC5A0C1A****Explanation:**

An issue occurred during IPL of the system: Internal Firmware Error.

**Response:**

The FRU callouts are calculated at the time of the failure. See the error log for the actual replacement strategy.

---

**BC5A0C1B****Explanation:**

Incompatible Processor Chip Levels.

**Response:**

The FRU callouts are calculated at the time of the failure. See the error log for the actual replacement strategy.

---

**BC5A0C1C****Explanation:**

Incompatible Processor Chip Levels.

**Response:**

The FRU callouts are calculated at the time of the failure. See the error log for the actual replacement strategy.

---

**BC5A0C1D****Explanation:**

Incompatible Processor Chip Levels.

**Response:**

The FRU callouts are calculated at the time of the failure. See the error log for the actual replacement strategy.

---

**BC5A0C81****Explanation:**

A problem occurred during the IPL of the system. Attempt to create a deconfiguration record for a target that is not deconfigurable or not present.

**Response:**

The FRU callouts are calculated at the time of the failure. See the error log for the actual replacement strategy.

---

**BC5A0C82****Explanation:**

A problem occurred during the IPL of the system. Attempt to create a deconfiguration record for a target, but the deconfiguration repository is full.

**Response:**

The FRU callouts are calculated at the time of the failure. See the error log for the actual replacement strategy.

---

**BC5A0C83****Explanation:**

Invalid chipid from hardware (all FFs).

**Response:**

The FRU callouts are calculated at the time of the failure. See the error log for the actual replacement strategy.

---

**BC5A0C84****Explanation:**

Invalid Lx keyword.

**Response:**

The FRU callouts are calculated at the time of the failure. See the error log for the actual replacement strategy.

---

**BC5A0C85****Explanation:**

Bad MCA target.

**Response:**

The FRU callouts are calculated at the time of the failure. See the error log for the actual replacement strategy.

---

**BC5A0C86****Explanation:**

During processor/memory subsystem initialization, an error was encountered: Post de-configuration of target failed.

**Response:**

The FRU callouts are calculated at the time of the failure. See the error log for the actual replacement strategy.

---

**BC5A0C87****Explanation:**

During processor/memory subsystem initialization, an error was encountered: Post de-configuration of target failed.

**Response:**

The FRU callouts are calculated at the time of the failure. See the error log for the actual replacement strategy.

---

**BC5A0C88****Explanation:**

Insufficient DIMM resources.

**Response:**

The FRU callouts are calculated at the time of the failure. See the error log for the actual replacement strategy.

---

**BC5A0D01****Explanation:**

A problem occurred during the IPL of the system: Error returned from SCOM engine after write.

**Response:**

The FRU callouts are calculated at the time of the failure. See the error log for the actual replacement strategy.

---

**BC5A0D02**

**Explanation:**

A problem occurred during the IPL of the system: Error returned from SCOM engine after read.

**Response:**

The FRU callouts are calculated at the time of the failure. See the error log for the actual replacement strategy.

---

**BC5A0D03****Explanation:**

During processor/memory subsystem initialization, an error was encountered: Multi-SCOM read did not return correct SCOMs.

**Response:**

The FRU callouts are calculated at the time of the failure. See the error log for the actual replacement strategy.

---

**BC5A0D04****Explanation:**

A problem occurred during the IPL of the system: Invalid address on a SCOM operation.

**Response:**

The FRU callouts are calculated at the time of the failure. See the error log for the actual replacement strategy.

---

**BC5A0D05****Explanation:**

A problem occurred during the IPL of the system: Unsupported SCOM operation type.

**Response:**

The FRU callouts are calculated at the time of the failure. See the error log for the actual replacement strategy.

---

**BC5A0D06****Explanation:**

During processor/memory subsystem initialization, an error was encountered: Hypervisor firmware request interface not linked.

**Response:**

The FRU callouts are calculated at the time of the failure. See the error log for the actual replacement strategy.

---

**BC5A0D07****Explanation:**

During processor/memory subsystem initialization, an error was encountered: Unable to allocate firmware request messages.

**Response:**

The FRU callouts are calculated at the time of the failure. See the error log for the actual replacement strategy.

---

**BC5A0E01****Explanation:**

During processor/memory subsystem initialization, an error was encountered: Invalid operation type.

**Response:**

The FRU callouts are calculated at the time of the failure. See the error log for the actual replacement strategy.

---

**BC5A0E02****Explanation:**

A problem was detected during the IPL of the system: Device type not supported.

**Response:**

The FRU callouts are calculated at the time of the failure. See the error log for the actual replacement strategy.

---

**BC5A0E03****Explanation:**

During processor/memory subsystem initialization, an error was encountered: EEPROM attribute was not found.

**Response:**

The FRU callouts are calculated at the time of the failure. See the error log for the actual replacement strategy.

---

**BC5A0E04****Explanation:**

During processor/memory subsystem initialization, an error was encountered: Invalid EEPROM chip to access.

**Response:**

The FRU callouts are calculated at the time of the failure. See the error log for the actual replacement strategy.

---

**BC5A0E05****Explanation:**

During processor/memory subsystem initialization, an error was encountered: I2C master entity path doesn't exist.

**Response:**

The FRU callouts are calculated at the time of the failure. See the error log for the actual replacement strategy.

---

**BC5A0E06****Explanation:**

During processor/memory subsystem initialization, an error was encountered: I2C master path target is null.

**Response:**

The FRU callouts are calculated at the time of the failure. See the error log for the actual replacement strategy.

---

**BC5A0E07****Explanation:**

During processor/memory subsystem initialization, an error was encountered: Invalid address offset size.

**Response:**

The FRU callouts are calculated at the time of the failure. See the error log for the actual replacement strategy.

---

**BC5A0E08****Explanation:**

A problem occurred during the IPL of the system: I2C buffer offset is too large.

**Response:**

The FRU callouts are calculated at the time of the failure. See the error log for the actual replacement strategy.

---

**BC5A0E09****Explanation:**

During processor/memory subsystem initialization, an error was encountered: I2C write page size is zero.

**Response:**

The FRU callouts are calculated at the time of the failure. See the error log for the actual replacement strategy.

---

**BC5A0E0A****Explanation:**

During processor/memory subsystem initialization, an error was encountered: cacheEeprom mm\_remove\_pages FLUSH failed.

**Response:**

The FRU callouts are calculated at the time of the failure. See the error log for the actual replacement strategy.

---

**BC5A0E0B****Explanation:**

During processor/memory subsystem initialization, an error was encountered: cacheEeprom mm\_remove\_pages FLUSH failed.

**Response:**

The FRU callouts are calculated at the time of the failure. See the error log for the actual replacement strategy.

---

**BC5A0E0C****Explanation:**

During processor/memory subsystem initialization, an error was encountered: buildEepromRecordHeader invalid mux target.

**Response:**

The FRU callouts are calculated at the time of the failure. See the error log for the actual replacement strategy.

---

**BC5A0E0D****Explanation:**

Soft error in Firmware.

**Response:**

The FRU callouts are calculated at the time of the failure. See the error log for the actual replacement strategy.

---

**BC5A0E0E****Explanation:**

Firmware detected new part and is restarting.

**Response:**

The FRU callouts are calculated at the time of the failure. See the error log for the actual replacement strategy.

---

**BC5A0F01****Explanation:**

During processor/memory subsystem initialization, an error was encountered: Interrupt type already registered.

**Response:**

The FRU callouts are calculated at the time of the failure. See the error log for the actual replacement strategy.

---

**BC5A0F02****Explanation:**

During processor/memory subsystem initialization, an error was encountered: Interrupt resource provider not initialized yet.

**Response:**

The FRU callouts are calculated at the time of the failure. See the error log for the actual replacement strategy.

---

**BC5A0F03****Explanation:**

During processor/memory subsystem initialization, an error was encountered: Interrupt resource provider not initialized yet.

**Response:**

The FRU callouts are calculated at the time of the failure. See the error log for the actual replacement strategy.

---

**BC5A0F04**

**Explanation:**

During processor/memory subsystem initialization, an error was encountered.

**Response:**

The FRU callouts are calculated at the time of the failure. Examine the error log for the actual replacement strategy.

---

**BC5A0F05****Explanation:**

During processor/memory subsystem initialization, an error was encountered.

**Response:**

The FRU callouts are calculated at the time of the failure. Examine the error log for the actual replacement strategy.

---

**BC5A0F07****Explanation:**

During processor/memory subsystem initialization, an error was encountered: Error mapping in memory.

**Response:**

The FRU callouts are calculated at the time of the failure. See the error log for the actual replacement strategy.

---

**BC5A0F08****Explanation:**

During processor/memory subsystem initialization, an error was encountered: Unexpected RC from issuing PSIH B EOI store.

**Response:**

The FRU callouts are calculated at the time of the failure. See the error log for the actual replacement strategy.

---

**BC5A0F09****Explanation:**

During processor/memory subsystem initialization, an error was encountered: Error unmasking interrupt source.

**Response:**

The FRU callouts are calculated at the time of the failure. See the error log for the actual replacement strategy.

---

**BC5A0F0C****Explanation:**

During processor/memory subsystem initialization, an error was encountered: Error encountered sending coalesce message to INTRP.

**Response:**

The FRU callouts are calculated at the time of the failure. See the error log for the actual replacement strategy.

---

**BC5A0F0D****Explanation:**

During processor/memory subsystem initialization, an error was encountered: Error encountered routing IPC message.

**Response:**

The FRU callouts are calculated at the time of the failure. See the error log for the actual replacement strategy.

---

**BC5A0F0E****Explanation:**

Error handling processor interrupts.

**Response:**

The FRU callouts are calculated at the time of the failure. See the error log for the actual replacement strategy.

---

**BC5A1001****Explanation:**

Service Processor Firmware couldn't detect any functional master processor required to boot the host.

**Response:**

The FRU callouts are calculated at the time of the failure. See the error log for the actual replacement strategy.

---

**BC5A1002****Explanation:**

During processor/memory subsystem initialization, an error was encountered: MDMT could not find a functional node.

**Response:**

The FRU callouts are calculated at the time of the failure. See the error log for the actual replacement strategy.

---

**BC5A1003****Explanation:**

Host failed to boot because there was a problem configuring Time Of Day on the Host processors.

**Response:**

The FRU callouts are calculated at the time of the failure. See the error log for the actual replacement strategy.

---

**BC5A1004****Explanation:**

During processor/memory subsystem initialization, an error was encountered.

**Response:**

The FRU callouts are calculated at the time of the failure. Examine the error log for the actual replacement strategy.

---

---

**BC5A1005****Explanation:**

Service Processor Firmware encountered an internal error.

**Response:**

The FRU callouts are calculated at the time of the failure. See the error log for the actual replacement strategy.

---

**BC5A1006****Explanation:**

During processor/memory subsystem initialization, an error was encountered: Error: Unsupported bus port was detected for the specified bus type. Possible Causes: Invalid bus configuration in targeting, or getBusPort method has not been updated to support all the possible port for a bus on a given system type. Resolution: Development team should be contacted.

**Response:**

The FRU callouts are calculated at the time of the failure. See the error log for the actual replacement strategy.

---

**BC5A1007****Explanation:**

Host failed to boot because there was a problem configuring Time Of Day on the Host processors.

**Response:**

The FRU callouts are calculated at the time of the failure. See the error log for the actual replacement strategy.

---

**BC5A1008****Explanation:**

Host failed to boot because there was a problem configuring Time Of Day on the Host processors.

**Response:**

The FRU callouts are calculated at the time of the failure. See the error log for the actual replacement strategy.

---

**BC5A1009****Explanation:**

Service Processor Firmware encountered an internal error.

**Response:**

The FRU callouts are calculated at the time of the failure. See the error log for the actual replacement strategy.

---

**BC5A100A****Explanation:**

During processor/memory subsystem initialization, an error was encountered.

**Response:**

The FRU callouts are calculated at the time of the failure. Examine the error log for the actual replacement strategy.

---

**BC5A100B****Explanation:**

During processor/memory subsystem initialization, an error was encountered.

**Response:**

The FRU callouts are calculated at the time of the failure. Examine the error log for the actual replacement strategy.

---

**BC5A100C****Explanation:**

An internal error occurred. This will force the Time of Day function to run with complete redundancy.

**Response:**

The FRU callouts are calculated at the time of the failure. See the error log for the actual replacement strategy.

---

**BC5A100D****Explanation:**

Host failed to boot because there was a problem configuring Time Of Day on the Host processors.

**Response:**

The FRU callouts are calculated at the time of the failure. See the error log for the actual replacement strategy.

---

**BC5A100E****Explanation:**

During processor/memory subsystem initialization, an error was encountered.

**Response:**

The FRU callouts are calculated at the time of the failure. Examine the error log for the actual replacement strategy.

---

**BC5A100F****Explanation:**

During processor/memory subsystem initialization, an error was encountered.

**Response:**

The FRU callouts are calculated at the time of the failure. Examine the error log for the actual replacement strategy.

---

**BC5A1011****Explanation:**

Service Processor Firmware encountered an internal error.

**Response:**



The FRU callouts are calculated at the time of the failure. See the error log for the actual replacement strategy.

---

**BC5A1012****Explanation:**

Service Processor Firmware encountered an internal error.

**Response:**

The FRU callouts are calculated at the time of the failure. See the error log for the actual replacement strategy.

---

**BC5A1013****Explanation:**

Host failed to boot because there was a problem configuring Time Of Day on the Host processors.

**Response:**

The FRU callouts are calculated at the time of the failure. See the error log for the actual replacement strategy.

---

**BC5A1014****Explanation:**

Service Processor Firmware encountered an internal error.

**Response:**

The FRU callouts are calculated at the time of the failure. See the error log for the actual replacement strategy.

---

**BC5A1015****Explanation:**

There was a problem in configuring Time Of Day on the Host processor.

**Response:**

The FRU callouts are calculated at the time of the failure. See the error log for the actual replacement strategy.

---

**BC5A1017****Explanation:**

Service Processor Firmware encountered an internal error.

**Response:**

The FRU callouts are calculated at the time of the failure. See the error log for the actual replacement strategy.

---

**BC5A1019****Explanation:**

Service Processor Firmware encountered an internal error.

**Response:**

The FRU callouts are calculated at the time of the failure. See the error log for the actual replacement strategy.

---

**BC5A101A****Explanation:**

An internal error occurred. This will force the Time of Day function to run with complete redundancy.

**Response:**

The FRU callouts are calculated at the time of the failure. See the error log for the actual replacement strategy.

---

**BC5A1101****Explanation:**

A problem occurred during the IPL of the system.

**Response:**

The FRU callouts are calculated at the time of the failure. See the error log for the actual replacement strategy.

---

**BC5A1102****Explanation:**

During processor/memory subsystem initialization, an error was encountered: Message from service processor. Message type is not within a valid range. Message dropped.

**Response:**

The FRU callouts are calculated at the time of the failure. See the error log for the actual replacement strategy.

---

**BC5A1104****Explanation:**

A problem occurred during the IPL of the system.

**Response:**

The FRU callouts are calculated at the time of the failure. See the error log for the actual replacement strategy.

---

**BC5A1105****Explanation:**

During processor/memory subsystem initialization, an error was encountered: Message from service processor. An invalid message queue ID or message type was sent to the service processor.

**Response:**

The FRU callouts are calculated at the time of the failure. See the error log for the actual replacement strategy.

---

**BC5A1107****Explanation:**

During processor/memory subsystem initialization, an error was encountered: Message queue already registered with mailbox using a different queue.

**Response:**

The FRU callouts are calculated at the time of the failure. See the error log for the actual replacement strategy.

---

**BC5A1109**

**Explanation:**

During processor/memory subsystem initialization, an error was encountered: Retry failed. Bad status indicated in PIB status reg.

**Response:**

The FRU callouts are calculated at the time of the failure. See the error log for the actual replacement strategy.

---

**BC5A110A**

**Explanation:**

During processor/memory subsystem initialization, an error was encountered: Mailbox Data Write attempted before ACK.

**Response:**

The FRU callouts are calculated at the time of the failure. See the error log for the actual replacement strategy.

---

**BC5A110B**

**Explanation:**

During processor/memory subsystem initialization, an error was encountered: Mailbox Hardware detected parity error.

**Response:**

The FRU callouts are calculated at the time of the failure. See the error log for the actual replacement strategy.

---

**BC5A110C**

**Explanation:**

During processor/memory subsystem initialization, an error was encountered: Invalid message type sent to mailbox msgQ.

**Response:**

The FRU callouts are calculated at the time of the failure. See the error log for the actual replacement strategy.

---

**BC5A110D**

**Explanation:**

During processor/memory subsystem initialization, an error was encountered: Host boot mailbox service is not available at this time.

**Response:**

The FRU callouts are calculated at the time of the failure. See the error log for the actual replacement strategy.

---

**BC5A110E**

**Explanation:**

During processor/memory subsystem initialization, an error was encountered: Failed to allocate a DMA buffer. Message dropped.

**Response:**

The FRU callouts are calculated at the time of the failure. See the error log for the actual replacement strategy.

---

**BC5A110F**

**Explanation:**

During processor/memory subsystem initialization, an error was encountered: Could not register mailbox message queue.

**Response:**

The FRU callouts are calculated at the time of the failure. See the error log for the actual replacement strategy.

---

**BC5A1110**

**Explanation:**

During processor/memory subsystem initialization, an error was encountered: Mailbox is disabled, message dropped.

**Response:**

The FRU callouts are calculated at the time of the failure. See the error log for the actual replacement strategy.

---

**BC5A1111**

**Explanation:**

During processor/memory subsystem initialization, an error was encountered: An invalid node was specified.

**Response:**

The FRU callouts are calculated at the time of the failure. See the error log for the actual replacement strategy.

---

**BC5A1112**

**Explanation:**

During processor/memory subsystem initialization, an error was encountered: Invalid msg or msg queue.

**Response:**

The FRU callouts are calculated at the time of the failure. See the error log for the actual replacement strategy.

---

**BC5A1113**

**Explanation:**

During processor/memory subsystem initialization, an error was encountered: IPC Message data corrupted.

**Response:**

The FRU callouts are calculated at the time of the failure. See the error log for the actual replacement strategy.

---

**BC5A1202**

**Explanation:**

During processor/memory subsystem initialization, an error was encountered: Invalid address and size returned from HDAT.

**Response:**

The FRU callouts are calculated at the time of the failure. See the error log for the actual replacement strategy.

---

**BC5A1204**

**Explanation:**

During processor/memory subsystem initialization, an error was encountered: Cannot unmap the source table section.

**Response:**

The FRU callouts are calculated at the time of the failure. See the error log for the actual replacement strategy.

---

**BC5A1205**

**Explanation:**

During processor/memory subsystem initialization, an error was encountered: Cannot unmap the source table section.

**Response:**

The FRU callouts are calculated at the time of the failure. See the error log for the actual replacement strategy.

---

**BC5A1207**

**Explanation:**

During processor/memory subsystem initialization, an error was encountered: MDRT table is not big enough to hold all entries.

**Response:**

The FRU callouts are calculated at the time of the failure. See the error log for the actual replacement strategy.

---

**BC5A1209**

**Explanation:**

During processor/memory subsystem initialization, an error was encountered: MDDT table is not big enough to hold all src entries.

**Response:**

The FRU callouts are calculated at the time of the failure. See the error log for the actual replacement strategy.

---

**BC5A120A**

**Explanation:**

During processor/memory subsystem initialization, an error was encountered: MDDT table is not big enough to hold all src entries.

**Response:**

The FRU callouts are calculated at the time of the failure. See the error log for the actual replacement strategy.

---

**BC5A120B**

**Explanation:**

During processor/memory subsystem initialization, an error was encountered: MDST table entry with page aligned is greater than 32GB.

**Response:**

The FRU callouts are calculated at the time of the failure. See the error log for the actual replacement strategy.

---

**BC5A120C**

**Explanation:**

During processor/memory subsystem initialization, an error was encountered: MDDT table entry with page aligned is greater than 32GB.

**Response:**

The FRU callouts are calculated at the time of the failure. See the error log for the actual replacement strategy.

---

**BC5A1301**

**Explanation:**

During processor/memory subsystem initialization, an error was encountered: Unexpected data from LPC-UART interface.

**Response:**

The FRU callouts are calculated at the time of the failure. See the error log for the actual replacement strategy.

---

**BC5A1302**

**Explanation:**

During processor/memory subsystem initialization, an error was encountered: Timeout from LPC-UART interface.

**Response:**

The FRU callouts are calculated at the time of the failure. See the error log for the actual replacement strategy.

---

**BC5A1401**

**Explanation:**

During processor/memory subsystem initialization, an error was encountered: A maint command HW timed out.

**Response:**

The FRU callouts are calculated at the time of the failure. See the error log for the actual replacement strategy.

---

**BC5A1402****Explanation:**

During processor/memory subsystem initialization, an error was encountered: A maint command SW timed out.

**Response:**

The FRU callouts are calculated at the time of the failure. See the error log for the actual replacement strategy.

---

**BC5A1403****Explanation:**

Task handling mainstore init crashed.

**Response:**

The FRU callouts are calculated at the time of the failure. See the error log for the actual replacement strategy.

---

**BC5A1602****Explanation:**

A problem occurred during the IPL of the system.

**Response:**

The FRU callouts are calculated at the time of the failure. See the error log for the actual replacement strategy.

---

**BC5A1603****Explanation:**

During processor/memory subsystem initialization, an error was encountered: End of file reached.

**Response:**

The FRU callouts are calculated at the time of the failure. See the error log for the actual replacement strategy.

---

**BC5A1604****Explanation:**

During processor/memory subsystem initialization, an error was encountered: Unable to load LID via host interface.

**Response:**

The FRU callouts are calculated at the time of the failure. See the error log for the actual replacement strategy.

---

**BC5A1605****Explanation:**

During processor/memory subsystem initialization, an error was encountered: DMA message contains data for wrong LID.

**Response:**

The FRU callouts are calculated at the time of the failure. See the error log for the actual replacement strategy.

---

**BC5A1606****Explanation:**

During processor/memory subsystem initialization, an error was encountered: Insufficient space provided for LID by calling function.

**Response:**

The FRU callouts are calculated at the time of the failure. See the error log for the actual replacement strategy.

---

**BC5A1607****Explanation:**

During processor/memory subsystem initialization, an error was encountered: Invalid Message type received from service processor when transferring LID pages.

**Response:**

The FRU callouts are calculated at the time of the failure. See the error log for the actual replacement strategy.

---

**BC5A1608****Explanation:**

During processor/memory subsystem initialization, an error was encountered: Insufficient space provided for LID by calling function.

**Response:**

The FRU callouts are calculated at the time of the failure. See the error log for the actual replacement strategy.

---

**BC5A1609****Explanation:**

During processor/memory subsystem initialization, an error was encountered: Unable to unload LID via host interface.

**Response:**

The FRU callouts are calculated at the time of the failure. See the error log for the actual replacement strategy.

---

**BC5A160A****Explanation:**

During processor/memory subsystem initialization, an error was encountered: Unable to find Lid.

**Response:**

The FRU callouts are calculated at the time of the failure. See the error log for the actual replacement strategy.

---

**BC5A160B****Explanation:**

Firmware error during boot.

**Response:**

The FRU callouts are calculated at the time of the failure. See the error log for the actual replacement strategy.

---

**BC5A160C****Explanation:**

A problem occurred during the IPL of the system.

**Response:**

The FRU callouts are calculated at the time of the failure. See the error log for the actual replacement strategy.

---

**BC5A160D****Explanation:**

A problem occurred during the IPL of the system.

**Response:**

The FRU callouts are calculated at the time of the failure. See the error log for the actual replacement strategy.

---

**BC5A160E****Explanation:**

A problem occurred during the IPL of the system.

**Response:**

The FRU callouts are calculated at the time of the failure. See the error log for the actual replacement strategy.

---

**BC5A160F****Explanation:**

A problem occurred during the IPL of the system.

**Response:**

The FRU callouts are calculated at the time of the failure. See the error log for the actual replacement strategy.

---

**BC5A1610****Explanation:**

A problem occurred during the IPL of the system.

**Response:**

The FRU callouts are calculated at the time of the failure. See the error log for the actual replacement strategy.

---

**BC5A1611****Explanation:**

A problem occurred during the IPL of the system.

**Response:**

The FRU callouts are calculated at the time of the failure. See the error log for the actual replacement strategy.

---

**BC5A1612****Explanation:**

A problem occurred during the IPL of the system.

**Response:**

The FRU callouts are calculated at the time of the failure. See the error log for the actual replacement strategy.

---

**BC5A1613****Explanation:**

A problem occurred during the IPL of the system.

**Response:**

The FRU callouts are calculated at the time of the failure. See the error log for the actual replacement strategy.

---

**BC5A1615****Explanation:**

A problem occurred during the IPL of the system.

**Response:**

The FRU callouts are calculated at the time of the failure. See the error log for the actual replacement strategy.

---

**BC5A1616****Explanation:**

Firmware Error.

**Response:**

The FRU callouts are calculated at the time of the failure. See the error log for the actual replacement strategy.

---

**BC5A1617****Explanation:**

Firmware Error.

**Response:**

The FRU callouts are calculated at the time of the failure. See the error log for the actual replacement strategy.

---

**BC5A1618****Explanation:**

Firmware Error.

**Response:**

The FRU callouts are calculated at the time of the failure. See the error log for the actual replacement strategy.

---

**BC5A161A****Explanation:**

Firmware Error.

**Response:**

The FRU callouts are calculated at the time of the failure. See the error log for the actual replacement strategy.

---

**BC5A161B**

**Explanation:**

Firmware Error.

**Response:**

The FRU callouts are calculated at the time of the failure. See the error log for the actual replacement strategy.

---

**BC5A161C**

**Explanation:**

Firmware encountered an internal error.

**Response:**

The FRU callouts are calculated at the time of the failure. See the error log for the actual replacement strategy.

---

**BC5A161D**

**Explanation:**

Firmware load error.

**Response:**

The FRU callouts are calculated at the time of the failure. See the error log for the actual replacement strategy.

---

**BC5A1700**

**Explanation:**

During processor/memory subsystem initialization, an error was encountered: Request given to load payload into mirrored memory, but no mirrored memory exists at that location.

**Response:**

The FRU callouts are calculated at the time of the failure. See the error log for the actual replacement strategy.

---

**BC5A1701**

**Explanation:**

During processor/memory subsystem initialization, an error was encountered: Failure extending memory to after exiting cache contained mode.

**Response:**

The FRU callouts are calculated at the time of the failure. See the error log for the actual replacement strategy.

---

**BC5A1702**

**Explanation:**

A problem occurred during the IPL of the system.

**Response:**

The FRU callouts are calculated at the time of the failure. Examine the error log for the actual replacement strategy.

---

**BC5A1703**

**Explanation:**

During processor/memory subsystem initialization, an error was encountered: IStep failed, see other log(s) with the same PLID for reason.

**Response:**

The FRU callouts are calculated at the time of the failure. See the error log for the actual replacement strategy.

---

**BC5A1704**

**Explanation:**

A problem occurred during the IPL of the system.

**Response:**

The FRU callouts are calculated at the time of the failure. See the error log for the actual replacement strategy.

---

**BC5A1705**

**Explanation:**

A problem occurred during the IPL of the system.

**Response:**

The FRU callouts are calculated at the time of the failure. See the error log for the actual replacement strategy.

---

**BC5A1706**

**Explanation:**

During processor/memory subsystem initialization, an error was encountered: cpu\_master\_winkle returned an error.

**Response:**

The FRU callouts are calculated at the time of the failure. See the error log for the actual replacement strategy.

---

**BC5A1707**

**Explanation:**

A problem occurred during the IPL of the system.

**Response:**

The FRU callouts are calculated at the time of the failure. See the error log for the actual replacement strategy.

---

**BC5A1708**

**Explanation:**

A problem occurred during the IPL of the system.

**Response:**

The FRU callouts are calculated at the time of the failure. Examine the error log for the actual replacement strategy.

---

**BC5A1709****Explanation:**

During processor/memory subsystem initialization, an error was encountered: Call to getParentAffinityTarget requesting the number of EX chips with parent affinity to a core, returned an incorrect vector size, the expected size is 1.

**Response:**

The FRU callouts are calculated at the time of the failure. See the error log for the actual replacement strategy.

---

**BC5A170A****Explanation:**

A problem occurred during the IPL of the system.

**Response:**

The FRU callouts are calculated at the time of the failure. See the error log for the actual replacement strategy.

---

**BC5A170B****Explanation:**

A problem isolated to firmware or firmware customization occurred during the IPL of the system.

**Response:**

The FRU callouts are calculated at the time of the failure. See the error log for the actual replacement strategy.

---

**BC5A170C****Explanation:**

A problem occurred during the IPL of the system.

**Response:**

The FRU callouts are calculated at the time of the failure. See the error log for the actual replacement strategy.

---

**BC5A170D****Explanation:**

A problem isolated to firmware or firmware customization occurred during the IPL of the system.

**Response:**

The FRU callouts are calculated at the time of the failure. See the error log for the actual replacement strategy.

---

**BC5A170E****Explanation:**

A problem isolated to firmware or firmware customization occurred during the IPL of the system.

**Response:**

The FRU callouts are calculated at the time of the failure. See the error log for the actual replacement strategy.

---

**BC5A1711****Explanation:**

Platform generated error. See User Data.

**Response:**

The FRU callouts are calculated at the time of the failure. See the error log for the actual replacement strategy.

---

**BC5A1712****Explanation:**

Platform generated error.

**Response:**

The FRU callouts are calculated at the time of the failure. See the error log for the actual replacement strategy.

---

**BC5A1713****Explanation:**

Platform generated error. See User Data.

**Response:**

The FRU callouts are calculated at the time of the failure. See the error log for the actual replacement strategy.

---

**BC5A1714****Explanation:**

A problem occurred during the IPL of the system.

**Response:**

The FRU callouts are calculated at the time of the failure. See the error log for the actual replacement strategy.

---

**BC5A1715****Explanation:**

A problem occurred during the IPL of the system.

**Response:**

The FRU callouts are calculated at the time of the failure. See the error log for the actual replacement strategy.

---

**BC5A1716****Explanation:**

A problem occurred during the IPL of the system.

**Response:**

The FRU callouts are calculated at the time of the failure. See the error log for the actual replacement strategy.

---

**BC5A171A****Explanation:**

A problem occurred during the IPL of the system.

**Response:**

The FRU callouts are calculated at the time of the failure. See the error log for the actual replacement strategy.

---

**BC5A171B****Explanation:**

A problem occurred during the IPL of the system.

**Response:**

The FRU callouts are calculated at the time of the failure. See the error log for the actual replacement strategy.

---

**BC5A171C****Explanation:**

A problem occurred during the IPL of the system.

**Response:**

The FRU callouts are calculated at the time of the failure. See the error log for the actual replacement strategy.

---

**BC5A171D****Explanation:**

Platform security problem detected.

**Response:**

The FRU callouts are calculated at the time of the failure. See the error log for the actual replacement strategy.

---

**BC5A171E****Explanation:**

During processor/memory subsystem initialization, an error was encountered: There is no functional memory.

**Response:**

The FRU callouts are calculated at the time of the failure. See the error log for the actual replacement strategy.

---

**BC5A171F****Explanation:**

A problem occurred during the IPL of the system.

**Response:**

The FRU callouts are calculated at the time of the failure. See the error log for the actual replacement strategy.

---

**BC5A1720****Explanation:**

A problem occurred during the IPL of the system.

**Response:**

The FRU callouts are calculated at the time of the failure. See the error log for the actual replacement strategy.

---

**BC5A1721****Explanation:**

Platform security problem detected.

**Response:**

The FRU callouts are calculated at the time of the failure. See the error log for the actual replacement strategy.

---

**BC5A1722****Explanation:**

Platform security problem detected.

**Response:**

The FRU callouts are calculated at the time of the failure. See the error log for the actual replacement strategy.

---

**BC5A1723****Explanation:**

Platform security problem detected.

**Response:**

The FRU callouts are calculated at the time of the failure. See the error log for the actual replacement strategy.

---

**BC5A1724****Explanation:**

Platform security problem detected.

**Response:**

The FRU callouts are calculated at the time of the failure. See the error log for the actual replacement strategy.

---

**BC5A1725****Explanation:**

Platform security problem detected.

**Response:**

The FRU callouts are calculated at the time of the failure. See the error log for the actual replacement strategy.

---

**BC5A1726****Explanation:**

Platform security problem detected.

**Response:**

The FRU callouts are calculated at the time of the failure. See the error log for the actual replacement strategy.

---

**BC5A1727****Explanation:**

Platform security problem detected.

**Response:**

The FRU callouts are calculated at the time of the failure. See the error log for the actual replacement strategy.



---

**BC5A1728****Explanation:**

Platform security problem detected.

**Response:**

The FRU callouts are calculated at the time of the failure. See the error log for the actual replacement strategy.

---

**BC5A1729****Explanation:**

Host firmware did not find enough hardware to continue the boot.

**Response:**

The FRU callouts are calculated at the time of the failure. See the error log for the actual replacement strategy.

---

**BC5A1732****Explanation:**

Illegal action during boot.

**Response:**

The FRU callouts are calculated at the time of the failure. See the error log for the actual replacement strategy.

---

**BC5A1735****Explanation:**

A problem occurred during the IPL of the system.

**Response:**

The FRU callouts are calculated at the time of the failure. See the error log for the actual replacement strategy.

---

**BC5A1736****Explanation:**

A problem occurred during the IPL of the system.

**Response:**

The FRU callouts are calculated at the time of the failure. See the error log for the actual replacement strategy.

---

**BC5A1737****Explanation:**

A problem occurred during the IPL of the system.

**Response:**

The FRU callouts are calculated at the time of the failure. See the error log for the actual replacement strategy.

---

**BC5A1738****Explanation:**

Processor Error.

**Response:**

The FRU callouts are calculated at the time of the failure. See the error log for the actual replacement strategy.

---

**BC5A1739****Explanation:**

A problem occurred during the IPL of the system and the system will reboot.

**Response:**

The FRU callouts are calculated at the time of the failure. See the error log for the actual replacement strategy.

---

**BC5A173A****Explanation:**

A problem occurred during the IPL of the system.

**Response:**

The FRU callouts are calculated at the time of the failure. See the error log for the actual replacement strategy.

---

**BC5A1740****Explanation:**

During processor/memory subsystem initialization, an error was encountered: messages from other nodes have not returned in time.

**Response:**

The FRU callouts are calculated at the time of the failure. See the error log for the actual replacement strategy.

---

**BC5A1741****Explanation:**

During processor/memory subsystem initialization, an error was encountered: Freq attribute DATA timer thread failed.

**Response:**

The FRU callouts are calculated at the time of the failure. See the error log for the actual replacement strategy.

---

**BC5A1742****Explanation:**

Incompatible processor modules installed between drawers.

**Response:**

The FRU callouts are calculated at the time of the failure. See the error log for the actual replacement strategy.

---

**BC5A1743****Explanation:**

Incompatible processor modules installed between drawers.

**Response:**

The FRU callouts are calculated at the time of the failure. See the error log for the actual replacement strategy.

---

**BC5A1744****Explanation:**

Incompatible processor modules installed between drawers.

**Response:**

The FRU callouts are calculated at the time of the failure. See the error log for the actual replacement strategy.

---

**BC5A1745****Explanation:**

Incompatible processor modules installed between drawers.

**Response:**

The FRU callouts are calculated at the time of the failure. See the error log for the actual replacement strategy.

---

**BC5A1746****Explanation:**

Incompatible processor modules installed between drawers.

**Response:**

The FRU callouts are calculated at the time of the failure. See the error log for the actual replacement strategy.

---

**BC5A1747****Explanation:**

Host firmware did not find valid hardware to continue the boot.

**Response:**

The FRU callouts are calculated at the time of the failure. See the error log for the actual replacement strategy.

---

**BC5A1748****Explanation:**

Platform security problem detected.

**Response:**

The FRU callouts are calculated at the time of the failure. See the error log for the actual replacement strategy.

---

**BC5A1749****Explanation:**

Platform security problem detected.

**Response:**

The FRU callouts are calculated at the time of the failure. See the error log for the actual replacement strategy.

---

**BC5A174A****Explanation:**

There was an error training the SMP cables.

**Response:**

The FRU callouts are calculated at the time of the failure. See the error log for the actual replacement strategy.

---

**BC5A174C****Explanation:**

A problem isolated to firmware or firmware customization occurred during the IPL of the system.

**Response:**

The FRU callouts are calculated at the time of the failure. See the error log for the actual replacement strategy.

---

**BC5A174D****Explanation:**

PNOR-IPMI not enabled, BMC firmware needs to be updated.

**Response:**

The FRU callouts are calculated at the time of the failure. See the error log for the actual replacement strategy.

---

**BC5A174E****Explanation:**

During processor/memory subsystem initialization, an error was encountered: Kernel returned error when trying to activate core.

**Response:**

The FRU callouts are calculated at the time of the failure. See the error log for the actual replacement strategy.

---

**BC5A174F****Explanation:**

Unexpected IPL firmware data load error.

**Response:**

The FRU callouts are calculated at the time of the failure. See the error log for the actual replacement strategy.

---

**BC5A1750****Explanation:**

Platform security problem detected.

**Response:**

The FRU callouts are calculated at the time of the failure. See the error log for the actual replacement strategy.

---

**BC5A1752****Explanation:**

Platform security problem detected.

**Response:**

The FRU callouts are calculated at the time of the failure. See the error log for the actual replacement strategy.

---

**BC5A1803**

**Explanation:**

Task analyzing HW errors has failed.

**Response:**

The FRU callouts are calculated at the time of the failure. See the error log for the actual replacement strategy.

---

**BC5A1804**

**Explanation:**

Task analyzing HW errors has failed.

**Response:**

The FRU callouts are calculated at the time of the failure. See the error log for the actual replacement strategy.

---

**BC5A1901**

**Explanation:**

A problem occurred during the IPL of the system.

**Response:**

The FRU callouts are calculated at the time of the failure. See the error log for the actual replacement strategy.

---

**BC5A1902**

**Explanation:**

A problem occurred during the IPL of the system.

**Response:**

The FRU callouts are calculated at the time of the failure. See the error log for the actual replacement strategy.

---

**BC5A1903**

**Explanation:**

A problem occurred during the IPL of the system.

**Response:**

The FRU callouts are calculated at the time of the failure. See the error log for the actual replacement strategy.

---

**BC5A1904**

**Explanation:**

A problem occurred during the IPL of the system.

**Response:**

The FRU callouts are calculated at the time of the failure. See the error log for the actual replacement strategy.

---

**BC5A190C**

**Explanation:**

A problem occurred during the IPL of the system.

**Response:**

The FRU callouts are calculated at the time of the failure. See the error log for the actual replacement strategy.

---

**BC5A1A01**

**Explanation:**

During processor/memory subsystem initialization, an error was encountered.

**Response:**

The FRU callouts are calculated at the time of the failure. Examine the error log for the actual replacement strategy.

---

**BC5A1A02**

**Explanation:**

During processor/memory subsystem initialization, an error was encountered: HDAT Header data not as expected.

**Response:**

The FRU callouts are calculated at the time of the failure. See the error log for the actual replacement strategy.

---

**BC5A1A03**

**Explanation:**

During processor/memory subsystem initialization, an error was encountered: Tuple is unallocated.

**Response:**

The FRU callouts are calculated at the time of the failure. See the error log for the actual replacement strategy.

---

**BC5A1A04**

**Explanation:**

During processor/memory subsystem initialization, an error was encountered: Section is not valid in standalone mode.

**Response:**

The FRU callouts are calculated at the time of the failure. See the error log for the actual replacement strategy.

---

**BC5A1A05**

**Explanation:**

Kernel failed to map memory.

**Response:**

The FRU callouts are calculated at the time of the failure. See the error log for the actual replacement strategy.

---

**BC5A1A08**

**Explanation:**

During processor/memory subsystem initialization, an error was encountered: There is no host data for specified kind of payload.

**Response:**

The FRU callouts are calculated at the time of the failure. See the error log for the actual replacement strategy.

---

**BC5A1A09**

**Explanation:**

During processor/memory subsystem initialization, an error was encountered.

**Response:**

The FRU callouts are calculated at the time of the failure. Examine the error log for the actual replacement strategy.

---

**BC5A1A0A**

**Explanation:**

During processor/memory subsystem initialization, an error was encountered: NACA data doesn't seem right.

**Response:**

The FRU callouts are calculated at the time of the failure. See the error log for the actual replacement strategy.

---

**BC5A1A0B**

**Explanation:**

During processor/memory subsystem initialization, an error was encountered: HDAT data block falls outside valid range.

**Response:**

The FRU callouts are calculated at the time of the failure. See the error log for the actual replacement strategy.

---

**BC5A1A0C**

**Explanation:**

During processor/memory subsystem initialization, an error was encountered: Unknown section requested.

**Response:**

The FRU callouts are calculated at the time of the failure. See the error log for the actual replacement strategy.

---

**BC5A1A0E**

**Explanation:**

During processor/memory subsystem initialization, an error was encountered.

**Response:**

The FRU callouts are calculated at the time of the failure. Examine the error log for the actual replacement strategy.

---

**BC5A1A0F**

**Explanation:**

During processor/memory subsystem initialization, an error was encountered.

**Response:**

The FRU callouts are calculated at the time of the failure. Examine the error log for the actual replacement strategy.

---

**BC5A1A10**

**Explanation:**

During processor/memory subsystem initialization, an error was encountered.

**Response:**

The FRU callouts are calculated at the time of the failure. Examine the error log for the actual replacement strategy.

---

**BC5A1A11**

**Explanation:**

During processor/memory subsystem initialization, an error was encountered.

**Response:**

The FRU callouts are calculated at the time of the failure. Examine the error log for the actual replacement strategy.

---

**BC5A1A12**

**Explanation:**

During processor/memory subsystem initialization, an error was encountered.

**Response:**

The FRU callouts are calculated at the time of the failure. Examine the error log for the actual replacement strategy.

---

**BC5A1A14**

**Explanation:**

During processor/memory subsystem initialization, an error was encountered.

**Response:**

The FRU callouts are calculated at the time of the failure. Examine the error log for the actual replacement strategy.

---

**BC5A1A15**

**Explanation:**

During processor/memory subsystem initialization, an error was encountered.

**Response:**

The FRU callouts are calculated at the time of the failure. Examine the error log for the actual replacement strategy.

---

**BC5A1A16**

**Explanation:**

During processor/memory subsystem initialization, an error was encountered: Could not find a valid SPIRA of any type.

**Response:**

The FRU callouts are calculated at the time of the failure. See the error log for the actual replacement strategy.

---

**BC5A1A18**

**Explanation:**

During processor/memory subsystem initialization, an error was encountered.

**Response:**

The FRU callouts are calculated at the time of the failure. Examine the error log for the actual replacement strategy.

---

**BC5A1A19**

**Explanation:**

During processor/memory subsystem initialization, an error was encountered: No associated DMI targeting target(s) found for given MEMBUF targeting target.

**Response:**

The FRU callouts are calculated at the time of the failure. See the error log for the actual replacement strategy.

---

**BC5A1A1A**

**Explanation:**

During processor/memory subsystem initialization, an error was encountered: The targeting type of the input targeting target is not supported by runtime code.

**Response:**

The FRU callouts are calculated at the time of the failure. See the error log for the actual replacement strategy.

---

**BC5A1A1B**

**Explanation:**

During processor/memory subsystem initialization, an error was encountered: No processor targeting target was found for the given targeting target.

**Response:**

The FRU callouts are calculated at the time of the failure. See the error log for the actual replacement strategy.

---

**BC5A1A1C**

**Explanation:**

Kernel failed to unmap memory.

**Response:**

The FRU callouts are calculated at the time of the failure. See the error log for the actual replacement strategy.

---

**BC5A1A1D**

**Explanation:**

During processor/memory subsystem initialization, an error was encountered: PM load complex unknown mode.

**Response:**

The FRU callouts are calculated at the time of the failure. See the error log for the actual replacement strategy.

---

**BC5A1A1E**

**Explanation:**

During processor/memory subsystem initialization, an error was encountered: HCODE scom update runtime interface not linked.

**Response:**

The FRU callouts are calculated at the time of the failure. See the error log for the actual replacement strategy.

---

**BC5A1A1F**

**Explanation:**

During processor/memory subsystem initialization, an error was encountered: HCODE SCOM update error.

**Response:**

The FRU callouts are calculated at the time of the failure. See the error log for the actual replacement strategy.

---

**BC5A1A20**

**Explanation:**

Firmware error during boot.

**Response:**

The FRU callouts are calculated at the time of the failure. See the error log for the actual replacement strategy.

---

**BC5A1A21**

**Explanation:**

Platform security problem detected.

**Response:**

The FRU callouts are calculated at the time of the failure. See the error log for the actual replacement strategy.

---

**BC5A1A22**

**Explanation:**

Platform security problem detected.

**Response:**

The FRU callouts are calculated at the time of the failure. See the error log for the actual replacement strategy.

---

**BC5A1A23**

**Explanation:**

Unexpected boot firmware error.

**Response:**

The FRU callouts are calculated at the time of the failure. See the error log for the actual replacement strategy.

---

**BC5A1A24****Explanation:**

Platform security problem detected.

**Response:**

The FRU callouts are calculated at the time of the failure. See the error log for the actual replacement strategy.

---

**BC5A1A25****Explanation:**

Platform security problem detected.

**Response:**

The FRU callouts are calculated at the time of the failure. See the error log for the actual replacement strategy.

---

**BC5A1A26****Explanation:**

Unexpected boot firmware error.

**Response:**

The FRU callouts are calculated at the time of the failure. See the error log for the actual replacement strategy.

---

**BC5A1A27****Explanation:**

During processor/memory subsystem initialization, an error was encountered: Unable to fill in HB data memory.

**Response:**

The FRU callouts are calculated at the time of the failure. See the error log for the actual replacement strategy.

---

**BC5A1A28****Explanation:**

Internal system error occurred.

**Response:**

The FRU callouts are calculated at the time of the failure. See the error log for the actual replacement strategy.

---

**BC5A1A29****Explanation:**

Internal system error occurred.

**Response:**

The FRU callouts are calculated at the time of the failure. See the error log for the actual replacement strategy.

---

**BC5A1A2A****Explanation:**

Platform security problem detected.

**Response:**

The FRU callouts are calculated at the time of the failure. See the error log for the actual replacement strategy.

---

**BC5A1A2B****Explanation:**

Platform security problem detected.

**Response:**

The FRU callouts are calculated at the time of the failure. See the error log for the actual replacement strategy.

---

**BC5A1A2C****Explanation:**

Platform security problem detected.

**Response:**

The FRU callouts are calculated at the time of the failure. See the error log for the actual replacement strategy.

---

**BC5A1A2D****Explanation:**

Platform security problem detected.

**Response:**

The FRU callouts are calculated at the time of the failure. See the error log for the actual replacement strategy.

---

**BC5A1A2E****Explanation:**

Platform security problem detected.

**Response:**

The FRU callouts are calculated at the time of the failure. See the error log for the actual replacement strategy.

---

**BC5A1A2F****Explanation:**

Platform security problem detected.

**Response:**

The FRU callouts are calculated at the time of the failure. See the error log for the actual replacement strategy.

---

**BC5A1A30****Explanation:**

Platform security problem detected.

**Response:**

The FRU callouts are calculated at the time of the failure. See the error log for the actual replacement strategy.

---

**BC5A1A31****Explanation:**

Platform security problem detected.

---

**Response:**

The FRU callouts are calculated at the time of the failure. See the error log for the actual replacement strategy.

---

**BC5A1A32****Explanation:**

During processor/memory subsystem initialization, an error was encountered: Error with Firmware Notify request.

---

**Response:**

The FRU callouts are calculated at the time of the failure. See the error log for the actual replacement strategy.

---

**BC5A1A34****Explanation:**

During processor/memory subsystem initialization, an error was encountered: SBE error recovery attempt failed.

---

**Response:**

The FRU callouts are calculated at the time of the failure. See the error log for the actual replacement strategy.

---

**BC5A1A35****Explanation:**

During processor/memory subsystem initialization, an error was encountered: SBE error recovery attempt failed.

---

**Response:**

The FRU callouts are calculated at the time of the failure. See the error log for the actual replacement strategy.

---

**BC5A1A37****Explanation:**

During processor/memory subsystem initialization, an error was encountered: The Firmware Request call failed.

---

**Response:**

The FRU callouts are calculated at the time of the failure. See the error log for the actual replacement strategy.

---

**BC5A1A38****Explanation:**

During processor/memory subsystem initialization, an error was encountered: The Firmware Request call failed.

---

**Response:**

The FRU callouts are calculated at the time of the failure. See the error log for the actual replacement strategy.

---

**BC5A1A39****Explanation:**

During processor/memory subsystem initialization, an error was encountered: The Firmware Request call failed.

---

**Response:**

The FRU callouts are calculated at the time of the failure. See the error log for the actual replacement strategy.

---

**BC5A1A3A****Explanation:**

Firmware encountered an internal error.

---

**Response:**

The FRU callouts are calculated at the time of the failure. See the error log for the actual replacement strategy.

---

**BC5A1A3B****Explanation:**

Firmware encountered an internal error.

---

**Response:**

The FRU callouts are calculated at the time of the failure. See the error log for the actual replacement strategy.

---

**BC5A1A3C****Explanation:**

During processor/memory subsystem initialization, an error was encountered: Attribute failed to update on HBRT side.

---

**Response:**

The FRU callouts are calculated at the time of the failure. See the error log for the actual replacement strategy.

---

**BC5A1A3D****Explanation:**

Hostboot attempted to reserve memory outside of allowed range.

---

**Response:**

The FRU callouts are calculated at the time of the failure. See the error log for the actual replacement strategy.

---

**BC5A1A42****Explanation:**

Failure in the security subsystem.

**Response:**

The FRU callouts are calculated at the time of the failure. See the error log for the actual replacement strategy.

---

**BC5A1A43**

**Explanation:**

Failure in the security subsystem.

**Response:**

The FRU callouts are calculated at the time of the failure. See the error log for the actual replacement strategy.

---

**BC5A1A44**

**Explanation:**

Firmware error initializing system data structures during boot.

**Response:**

The FRU callouts are calculated at the time of the failure. See the error log for the actual replacement strategy.

---

**BC5A1B01**

**Explanation:**

Boot firmware has crashed with an internal error.

**Response:**

The FRU callouts are calculated at the time of the failure. See the error log for the actual replacement strategy.

---

**BC5A1B02**

**Explanation:**

Boot firmware has crashed with an internal error.

**Response:**

The FRU callouts are calculated at the time of the failure. See the error log for the actual replacement strategy.

---

**BC5A1B03**

**Explanation:**

Boot firmware has crashed with an internal error.

**Response:**

The FRU callouts are calculated at the time of the failure. See the error log for the actual replacement strategy.

---

**BC5A1C01**

**Explanation:**

During processor/memory subsystem initialization, an error was encountered.

**Response:**

The FRU callouts are calculated at the time of the failure. Examine the error log for the actual replacement strategy.

---

**BC5A1C02**

**Explanation:**

During processor/memory subsystem initialization, an error was encountered.

**Response:**

The FRU callouts are calculated at the time of the failure. Examine the error log for the actual replacement strategy.

---

**BC5A1C03**

**Explanation:**

During processor/memory subsystem initialization, an error was encountered: System configuration does not have a Parent DMI for the current centaur.

**Response:**

The FRU callouts are calculated at the time of the failure. See the error log for the actual replacement strategy.

---

**BC5A1C05**

**Explanation:**

During processor/memory subsystem initialization, an error was encountered: SUE Encountered when collecting IBSCOM Error Data.

**Response:**

The FRU callouts are calculated at the time of the failure. See the error log for the actual replacement strategy.

---

**BC5A1C06**

**Explanation:**

During processor/memory subsystem initialization, an error was encountered: Bus failure when attempting to perform IBSCOM operation. IBSCOM disabled.

**Response:**

The FRU callouts are calculated at the time of the failure. See the error log for the actual replacement strategy.

---

**BC5A1C07**

**Explanation:**

During processor/memory subsystem initialization, an error was encountered.

**Response:**

The FRU callouts are calculated at the time of the failure. Examine the error log for the actual replacement strategy.

---

**BC5A1C08**

**Explanation:**



During processor/memory subsystem initialization, an error was encountered: PIB error when attempting to perform IBSCOM operation.

**Response:**

The FRU callouts are calculated at the time of the failure. See the error log for the actual replacement strategy.

---

**BC5A1C09**

**Explanation:**

During processor/memory subsystem initialization, an error was encountered: Detected error doesn't match the address we failed on.

**Response:**

The FRU callouts are calculated at the time of the failure. See the error log for the actual replacement strategy.

---

**BC5A1C0A**

**Explanation:**

During processor/memory subsystem initialization, an error was encountered: Previous error disabled ibscom, so forcing a retry via FSI.

**Response:**

The FRU callouts are calculated at the time of the failure. See the error log for the actual replacement strategy.

---

**BC5A1D01**

**Explanation:**

A problem occurred during the IPL of the system.

**Response:**

The FRU callouts are calculated at the time of the failure. See the error log for the actual replacement strategy.

---

**BC5A1D03**

**Explanation:**

During processor/memory subsystem initialization, an error was encountered: The record enumeration did not have a corresponding string value.

**Response:**

The FRU callouts are calculated at the time of the failure. See the error log for the actual replacement strategy.

---

**BC5A1D04**

**Explanation:**

A problem occurred during the IPL of the system.

**Response:**

The FRU callouts are calculated at the time of the failure. See the error log for the actual replacement strategy.

---

**BC5A1D05**

**Explanation:**

During processor/memory subsystem initialization, an error was encountered: Record name does not match value expected for offset read.

**Response:**

The FRU callouts are calculated at the time of the failure. See the error log for the actual replacement strategy.

---

**BC5A1D06**

**Explanation:**

During processor/memory subsystem initialization, an error was encountered: Buffer for checking Presence Detect was not the correct size.

**Response:**

The FRU callouts are calculated at the time of the failure. See the error log for the actual replacement strategy.

---

**BC5A1D07**

**Explanation:**

During processor/memory subsystem initialization, an error was encountered: Invalid Basic Memory Type.

**Response:**

The FRU callouts are calculated at the time of the failure. See the error log for the actual replacement strategy.

---

**BC5A1D09**

**Explanation:**

A problem occurred during the IPL of the system.

**Response:**

The FRU callouts are calculated at the time of the failure. See the error log for the actual replacement strategy.

---

**BC5A1D0B**

**Explanation:**

A problem occurred during the IPL of the system.

**Response:**

The FRU callouts are calculated at the time of the failure. See the error log for the actual replacement strategy.

---

**BC5A1D0D**

**Explanation:**

A problem occurred during the IPL of the system.

**Response:**

The FRU callouts are calculated at the time of the failure. See the error log for the actual replacement strategy.

---

**BC5A1D0E**

**Explanation:**

A problem occurred during the IPL of the system.

**Response:**

The FRU callouts are calculated at the time of the failure. See the error log for the actual replacement strategy.

---

**BC5A1D0F****Explanation:**

A problem occurred during the IPL of the system.

**Response:**

The FRU callouts are calculated at the time of the failure. See the error log for the actual replacement strategy.

---

**BC5A1D10****Explanation:**

A problem occurred during the IPL of the system.

**Response:**

The FRU callouts are calculated at the time of the failure. See the error log for the actual replacement strategy.

---

**BC5A1D11****Explanation:**

A problem occurred during the IPL of the system.

**Response:**

The FRU callouts are calculated at the time of the failure. See the error log for the actual replacement strategy.

---

**BC5A1D13****Explanation:**

A problem occurred during the IPL of the system.

**Response:**

The FRU callouts are calculated at the time of the failure. Examine the error log for the actual replacement strategy.

---

**BC5A1D14****Explanation:**

A problem occurred during the IPL of the system.

**Response:**

The FRU callouts are calculated at the time of the failure. See the error log for the actual replacement strategy.

---

**BC5A1D15****Explanation:**

A problem occurred during the IPL of the system.

**Response:**

The FRU callouts are calculated at the time of the failure. See the error log for the actual replacement strategy.

---

**BC5A1D16****Explanation:**

During processor/memory subsystem initialization, an error was encountered: Requested VPD type is invalid or not supported at runtime.

**Response:**

The FRU callouts are calculated at the time of the failure. See the error log for the actual replacement strategy.

---

**BC5A1D18****Explanation:**

During processor/memory subsystem initialization, an error was encountered.

**Response:**

The FRU callouts are calculated at the time of the failure. Examine the error log for the actual replacement strategy.

---

**BC5A1D19****Explanation:**

During processor/memory subsystem initialization, an error was encountered.

**Response:**

The FRU callouts are calculated at the time of the failure. Examine the error log for the actual replacement strategy.

---

**BC5A1D1A****Explanation:**

During processor/memory subsystem initialization, an error was encountered: Hypervisor returned NULL address for VPD.

**Response:**

The FRU callouts are calculated at the time of the failure. See the error log for the actual replacement strategy.

---

**BC5A1D1B****Explanation:**

During processor/memory subsystem initialization, an error was encountered: Reserved size in memory insufficient for runtime VPD.

**Response:**

The FRU callouts are calculated at the time of the failure. See the error log for the actual replacement strategy.

---

**BC5A1D1C****Explanation:**

During processor/memory subsystem initialization, an error was encountered.

**Response:**

The FRU callouts are calculated at the time of the failure. Examine the error log for the actual replacement strategy.

---

**BC5A1D30****Explanation:**

During processor/memory subsystem initialization, an error was encountered: The VHDR was invalid.

**Response:**

The FRU callouts are calculated at the time of the failure. See the error log for the actual replacement strategy.

---

**BC5A1D31****Explanation:**

During processor/memory subsystem initialization, an error was encountered: Unable to resolve the VPD source (PNOR or SEEPROM).

**Response:**

The FRU callouts are calculated at the time of the failure. See the error log for the actual replacement strategy.

---

**BC5A1D32****Explanation:**

During processor/memory subsystem initialization, an error was encountered: writePNOR mm\_remove\_pages FLUSH failed.

**Response:**

The FRU callouts are calculated at the time of the failure. See the error log for the actual replacement strategy.

---

**BC5A1D33****Explanation:**

During processor/memory subsystem initialization, an error was encountered: Unexpected target type.

**Response:**

The FRU callouts are calculated at the time of the failure. See the error log for the actual replacement strategy.

---

**BC5A1D34****Explanation:**

During processor/memory subsystem initialization, an error was encountered: Unable to resolve the VPD destination (PNOR or SEEPROM).

**Response:**

The FRU callouts are calculated at the time of the failure. See the error log for the actual replacement strategy.

---

**BC5A1D35****Explanation:**

Fatal firmware boot error.

**Response:**

The FRU callouts are calculated at the time of the failure. See the error log for the actual replacement strategy.

---

**BC5A1D36****Explanation:**

During processor/memory subsystem initialization, an error was encountered: presenceDetect> Invalid data length (!= 1 bytes).

**Response:**

The FRU callouts are calculated at the time of the failure. See the error log for the actual replacement strategy.

---

**BC5A1D37****Explanation:**

During processor/memory subsystem initialization, an error was encountered: MBOX send not supported in HBRT.

**Response:**

The FRU callouts are calculated at the time of the failure. See the error log for the actual replacement strategy.

---

**BC5A1D3B****Explanation:**

During processor/memory subsystem initialization, an error was encountered: Node for VPD is too large.

**Response:**

The FRU callouts are calculated at the time of the failure. See the error log for the actual replacement strategy.

---

**BC5A1D3C****Explanation:**

Firmware error writing VPD.

**Response:**

The FRU callouts are calculated at the time of the failure. See the error log for the actual replacement strategy.

---

**BC5A1D3D****Explanation:**

Runtime vital product data update failure.

**Response:**

The FRU callouts are calculated at the time of the failure. See the error log for the actual replacement strategy.

---

**BC5A1D3E****Explanation:**

Firmware configuration error.

**Response:**

The FRU callouts are calculated at the time of the failure. See the error log for the actual replacement strategy.

---

**BC5A1D3F****Explanation:**

Firmware error during boot.

**Response:**

The FRU callouts are calculated at the time of the failure. See the error log for the actual replacement strategy.

---

**BC5A1E01****Explanation:**

During processor/memory subsystem initialization, an error was encountered.

**Response:**

The FRU callouts are calculated at the time of the failure. Examine the error log for the actual replacement strategy.

---

**BC5A1E02****Explanation:**

During processor/memory subsystem initialization, an error was encountered.

**Response:**

The FRU callouts are calculated at the time of the failure. Examine the error log for the actual replacement strategy.

---

**BC5A1E03****Explanation:**

A problem occurred during the IPL of the system.

**Response:**

The FRU callouts are calculated at the time of the failure. Examine the error log for the actual replacement strategy.

---

**BC5A1E05****Explanation:**

A problem occurred during the IPL of the system.

**Response:**

The FRU callouts are calculated at the time of the failure. See the error log for the actual replacement strategy.

---

**BC5A1E06****Explanation:**

A problem occurred during the IPL of the system.

**Response:**

The FRU callouts are calculated at the time of the failure. Examine the error log for the actual replacement strategy.

---

**BC5A1E07****Explanation:**

Secure Boot firmware validation failed.

**Response:**

The FRU callouts are calculated at the time of the failure. See the error log for the actual replacement strategy.

---

**BC5A1E09****Explanation:**

Unexpected internal firmware error.

**Response:**

The FRU callouts are calculated at the time of the failure. See the error log for the actual replacement strategy.

---

**BC5A1E0B****Explanation:**

Security failure occurred during the IPL of the system.

**Response:**

The FRU callouts are calculated at the time of the failure. See the error log for the actual replacement strategy.

---

**BC5A1E0C****Explanation:**

Boot firmware integrity issue; Reinstall boot firmware.

**Response:**

The FRU callouts are calculated at the time of the failure. See the error log for the actual replacement strategy.

---

**BC5A1E0D****Explanation:**

Firmware Error.

**Response:**

The FRU callouts are calculated at the time of the failure. See the error log for the actual replacement strategy.

---

**BC5A1E0E****Explanation:**

Platform security problem detected.

**Response:**

The FRU callouts are calculated at the time of the failure. See the error log for the actual replacement strategy.

---

**BC5A1E0F****Explanation:**

Firmware Error.

**Response:**

The FRU callouts are calculated at the time of the failure. See the error log for the actual replacement strategy.

---

**BC5A1E10****Explanation:**

Firmware Error.

**Response:**

The FRU callouts are calculated at the time of the failure. See the error log for the actual replacement strategy.

---

**BC5A1E11****Explanation:**

Firmware Error.

**Response:**

The FRU callouts are calculated at the time of the failure. See the error log for the actual replacement strategy.

---

**BC5A1E12****Explanation:**

Firmware Error.

**Response:**

The FRU callouts are calculated at the time of the failure. See the error log for the actual replacement strategy.

---

**BC5A1E13****Explanation:**

Boot firmware integrity issue; Reinstall boot firmware.

**Response:**

The FRU callouts are calculated at the time of the failure. See the error log for the actual replacement strategy.

---

**BC5A1E14****Explanation:**

Secure Boot failure.

**Response:**

The FRU callouts are calculated at the time of the failure. See the error log for the actual replacement strategy.

---

**BC5A1E15****Explanation:**

Planar jumper configuration.

**Response:**

The FRU callouts are calculated at the time of the failure. See the error log for the actual replacement strategy.

---

**BC5A1E16****Explanation:**

A problem occurred during the IPL of the system.

**Response:**

The FRU callouts are calculated at the time of the failure. See the error log for the actual replacement strategy.

---

**BC5A1E17****Explanation:**

Could not allocate any requested SMF memory.

**Response:**

The FRU callouts are calculated at the time of the failure. See the error log for the actual replacement strategy.

---

**BC5A1E18****Explanation:**

SMF secure memory allocation request altered to satisfy memory allocation rules.

**Response:**

The FRU callouts are calculated at the time of the failure. See the error log for the actual replacement strategy.

---

**BC5A1E20****Explanation:**

Secure Boot failure.

**Response:**

The FRU callouts are calculated at the time of the failure. See the error log for the actual replacement strategy.

---

**BC5A1E21****Explanation:**

Secure Boot failure.

**Response:**

The FRU callouts are calculated at the time of the failure. See the error log for the actual replacement strategy.

---

**BC5A1E22****Explanation:**

Secure Boot failure.

**Response:**

The FRU callouts are calculated at the time of the failure. See the error log for the actual replacement strategy.

---

**BC5A1E23****Explanation:**

Secure Boot failure.

**Response:**

The FRU callouts are calculated at the time of the failure. See the error log for the actual replacement strategy.

---

**BC5A1E24****Explanation:**

Secure Boot failure.

**Response:**

The FRU callouts are calculated at the time of the failure. See the error log for the actual replacement strategy.

---

**BC5A1E25**

**Explanation:**

Secure Boot failure.

**Response:**

The FRU callouts are calculated at the time of the failure. See the error log for the actual replacement strategy.

---

**BC5A1E26**

**Explanation:**

Secure Boot failure.

**Response:**

The FRU callouts are calculated at the time of the failure. See the error log for the actual replacement strategy.

---

**BC5A1E27**

**Explanation:**

Secure Boot failure.

**Response:**

The FRU callouts are calculated at the time of the failure. See the error log for the actual replacement strategy.

---

**BC5A1E28**

**Explanation:**

Secure Boot failure.

**Response:**

The FRU callouts are calculated at the time of the failure. See the error log for the actual replacement strategy.

---

**BC5A1E29**

**Explanation:**

Secure Boot failure.

**Response:**

The FRU callouts are calculated at the time of the failure. See the error log for the actual replacement strategy.

---

**BC5A1E2A**

**Explanation:**

Secure Boot failure.

**Response:**

The FRU callouts are calculated at the time of the failure. See the error log for the actual replacement strategy.

---

**BC5A1E2B**

**Explanation:**

Secure Boot failure.

**Response:**

The FRU callouts are calculated at the time of the failure. See the error log for the actual replacement strategy.

---

**BC5A1E2D**

**Explanation:**

During processor/memory subsystem initialization, an error was encountered: Could not fetch primary TPM's Log.

**Response:**

The FRU callouts are calculated at the time of the failure. See the error log for the actual replacement strategy.

---

**BC5A1E30**

**Explanation:**

Trusted Boot failure.

**Response:**

The FRU callouts are calculated at the time of the failure. See the error log for the actual replacement strategy.

---

**BC5A1E31**

**Explanation:**

Trusted Boot failure.

**Response:**

The FRU callouts are calculated at the time of the failure. See the error log for the actual replacement strategy.

---

**BC5A1E32**

**Explanation:**

Trusted Boot failure.

**Response:**

The FRU callouts are calculated at the time of the failure. See the error log for the actual replacement strategy.

---

**BC5A1E33**

**Explanation:**

Trusted Boot failure.

**Response:**

The FRU callouts are calculated at the time of the failure. See the error log for the actual replacement strategy.

---

**BC5A1E34**

**Explanation:**

Trusted Boot failure.

**Response:**

The FRU callouts are calculated at the time of the failure. See the error log for the actual replacement strategy.

---

**BC5A1E41****Explanation:**

A problem occurred during the IPL of the system.

**Response:**

The FRU callouts are calculated at the time of the failure. See the error log for the actual replacement strategy.

---

**BC5A1E42****Explanation:**

A problem occurred during the IPL of the system.

**Response:**

The FRU callouts are calculated at the time of the failure. See the error log for the actual replacement strategy.

---

**BC5A1E43****Explanation:**

A problem occurred during the IPL of the system.

**Response:**

The FRU callouts are calculated at the time of the failure. See the error log for the actual replacement strategy.

---

**BC5A1E44****Explanation:**

Physical Presence was Asserted.

**Response:**

The FRU callouts are calculated at the time of the failure. See the error log for the actual replacement strategy.

---

**BC5A1E45****Explanation:**

Re-IPLing to open a Physical Presence Window.

**Response:**

The FRU callouts are calculated at the time of the failure. See the error log for the actual replacement strategy.

---

**BC5A1E46****Explanation:**

A problem occurred during the IPL of the system.

**Response:**

The FRU callouts are calculated at the time of the failure. See the error log for the actual replacement strategy.

---

**BC5A1E47****Explanation:**

Detected Special Key Clear Request.

**Response:**

The FRU callouts are calculated at the time of the failure. See the error log for the actual replacement strategy.

---

**BC5A1EA0****Explanation:**

During processor/memory subsystem initialization, an error was encountered: Invalid operation type.

**Response:**

The FRU callouts are calculated at the time of the failure. See the error log for the actual replacement strategy.

---

**BC5A1EA1****Explanation:**

During processor/memory subsystem initialization, an error was encountered: No Trusted Platform Modules (TPM) found in system.

**Response:**

The FRU callouts are calculated at the time of the failure. See the error log for the actual replacement strategy.

---

**BC5A1EA2****Explanation:**

During processor/memory subsystem initialization, an error was encountered: Command failure reading Trusted Platform Module (TPM) FW version.

**Response:**

The FRU callouts are calculated at the time of the failure. See the error log for the actual replacement strategy.

---

**BC5A1EA3****Explanation:**

During processor/memory subsystem initialization, an error was encountered: Command failure reading Trusted Platform Module (TPM) FW version.

**Response:**

The FRU callouts are calculated at the time of the failure. See the error log for the actual replacement strategy.

---

**BC5A1EA4****Explanation:**

During processor/memory subsystem initialization, an error was encountered: Command failure reading Trusted Platform Module (TPM) FW version.

**Response:**

The FRU callouts are calculated at the time of the failure. See the error log for the actual replacement strategy.

---

**BC5A1EA5**

**Explanation:**

During processor/memory subsystem initialization, an error was encountered: Command failure reading Trusted Platform Module (TPM) FW version.

**Response:**

The FRU callouts are calculated at the time of the failure. See the error log for the actual replacement strategy.

---

**BC5A1EA6****Explanation:**

During processor/memory subsystem initialization, an error was encountered: Unsupported command code during marshal.

**Response:**

The FRU callouts are calculated at the time of the failure. See the error log for the actual replacement strategy.

---

**BC5A1EA7****Explanation:**

During processor/memory subsystem initialization, an error was encountered: Marshaling error detected.

**Response:**

The FRU callouts are calculated at the time of the failure. See the error log for the actual replacement strategy.

---

**BC5A1EA8****Explanation:**

During processor/memory subsystem initialization, an error was encountered: Unsupported command code during unmarshal.

**Response:**

The FRU callouts are calculated at the time of the failure. See the error log for the actual replacement strategy.

---

**BC5A1EA9****Explanation:**

During processor/memory subsystem initialization, an error was encountered: Unmarshaling error detected.

**Response:**

The FRU callouts are calculated at the time of the failure. See the error log for the actual replacement strategy.

---

**BC5A1EAA****Explanation:**

During processor/memory subsystem initialization, an error was encountered: TPM log buffer add failure.

**Response:**

The FRU callouts are calculated at the time of the failure. See the error log for the actual replacement strategy.

---

**BC5A1F01****Explanation:**

During processor/memory subsystem initialization, an error was encountered: IPC service provider received an unexpected message.

**Response:**

The FRU callouts are calculated at the time of the failure. See the error log for the actual replacement strategy.

---

**BC5A2101****Explanation:**

During processor/memory subsystem initialization, an error was encountered.

**Response:**

The FRU callouts are calculated at the time of the failure. Examine the error log for the actual replacement strategy.

---

**BC5A2102****Explanation:**

During processor/memory subsystem initialization, an error was encountered.

**Response:**

The FRU callouts are calculated at the time of the failure. Examine the error log for the actual replacement strategy.

---

**BC5A2201****Explanation:**

A problem occurred while updating processor boot code.

**Response:**

The FRU callouts are calculated at the time of the failure. See the error log for the actual replacement strategy.

---

**BC5A2202****Explanation:**

A problem occurred while updating processor boot code.

**Response:**

The FRU callouts are calculated at the time of the failure. See the error log for the actual replacement strategy.

---

**BC5A2203****Explanation:**

A problem occurred while updating processor boot code.

**Response:**

The FRU callouts are calculated at the time of the failure. See the error log for the actual replacement strategy.

---



---

**BC5A2204****Explanation:**

A problem occurred while updating processor boot code.

**Response:**

The FRU callouts are calculated at the time of the failure. See the error log for the actual replacement strategy.

---

**BC5A2206****Explanation:**

A problem occurred while updating processor boot code.

**Response:**

The FRU callouts are calculated at the time of the failure. See the error log for the actual replacement strategy.

---

**BC5A2207****Explanation:**

A problem occurred while updating processor boot code.

**Response:**

The FRU callouts are calculated at the time of the failure. See the error log for the actual replacement strategy.

---

**BC5A2208****Explanation:**

A problem occurred while updating processor boot code.

**Response:**

The FRU callouts are calculated at the time of the failure. See the error log for the actual replacement strategy.

---

**BC5A220A****Explanation:**

A problem occurred while updating processor boot code.

**Response:**

The FRU callouts are calculated at the time of the failure. See the error log for the actual replacement strategy.

---

**BC5A220B****Explanation:**

A problem occurred while updating processor boot code.

**Response:**

The FRU callouts are calculated at the time of the failure. See the error log for the actual replacement strategy.

---

---

**BC5A220D****Explanation:**

A problem occurred while updating processor boot code.

**Response:**

The FRU callouts are calculated at the time of the failure. See the error log for the actual replacement strategy.

---

**BC5A220E****Explanation:**

During processor/memory subsystem initialization, an error was encountered: Invalid Boot SEEPROM Side Found.

**Response:**

The FRU callouts are calculated at the time of the failure. See the error log for the actual replacement strategy.

---

**BC5A220F****Explanation:**

ECC or Data Miscompare Fail Reading Back Self Boot Engine (SBE) Version Information.

**Response:**

The FRU callouts are calculated at the time of the failure. See the error log for the actual replacement strategy.

---

**BC5A2210****Explanation:**

A problem occurred while updating processor boot code.

**Response:**

The FRU callouts are calculated at the time of the failure. See the error log for the actual replacement strategy.

---

**BC5A2211****Explanation:**

A problem occurred while updating processor boot code.

**Response:**

The FRU callouts are calculated at the time of the failure. See the error log for the actual replacement strategy.

---

**BC5A2212****Explanation:**

Successful Update of Self Boot Engine (SBE) SEEPROM SBE Version Information.

**Response:**

The FRU callouts are calculated at the time of the failure. See the error log for the actual replacement strategy.

---

---

**BC5A2213****Explanation:**

Self Boot Engine (SBE) Version Miscompare with Master Target.

**Response:**

The FRU callouts are calculated at the time of the failure. See the error log for the actual replacement strategy.

---

**BC5A2214****Explanation:**

During processor/memory subsystem initialization, an error was encountered: Error Associated with Updating this Target.

**Response:**

The FRU callouts are calculated at the time of the failure. See the error log for the actual replacement strategy.

---

**BC5A2215****Explanation:**

Self Boot Engine (SBE) Image Version Miscompare with Master Target.

**Response:**

The FRU callouts are calculated at the time of the failure. See the error log for the actual replacement strategy.

---

**BC5A2216****Explanation:**

A problem occurred while updating processor boot code.

**Response:**

The FRU callouts are calculated at the time of the failure. See the error log for the actual replacement strategy.

---

**BC5A2217****Explanation:**

Unsupported system configuration.

**Response:**

The FRU callouts are calculated at the time of the failure. See the error log for the actual replacement strategy.

---

**BC5A2218****Explanation:**

Unsupported system configuration.

**Response:**

The FRU callouts are calculated at the time of the failure. See the error log for the actual replacement strategy.

---

**BC5A2219****Explanation:**

A problem occurred while updating processor boot code.

**Response:**

The FRU callouts are calculated at the time of the failure. See the error log for the actual replacement strategy.

---

**BC5A221A****Explanation:**

A problem occurred while updating processor boot code.

**Response:**

The FRU callouts are calculated at the time of the failure. See the error log for the actual replacement strategy.

---

**BC5A221B****Explanation:**

SBE is not being updated.

**Response:**

The FRU callouts are calculated at the time of the failure. See the error log for the actual replacement strategy.

---

**BC5A221D****Explanation:**

Chip level is invalid.

**Response:**

The FRU callouts are calculated at the time of the failure. See the error log for the actual replacement strategy.

---

**BC5A221E****Explanation:**

A problem occurred while updating processor boot code.

**Response:**

The FRU callouts are calculated at the time of the failure. See the error log for the actual replacement strategy.

---

**BC5A221F****Explanation:**

A problem occurred while updating processor boot code.

**Response:**

The FRU callouts are calculated at the time of the failure. See the error log for the actual replacement strategy.

---

**BC5A2300****Explanation:**

A problem occurred during the IPL of the system.

**Response:**

The FRU callouts are calculated at the time of the failure. See the error log for the actual replacement strategy.

---

**BC5A2301****Explanation:**

A problem occurred during the IPL of the system.

**Response:**

The FRU callouts are calculated at the time of the failure. See the error log for the actual replacement strategy.

---

**BC5A2302****Explanation:**

A problem occurred during the IPL of the system.

**Response:**

The FRU callouts are calculated at the time of the failure. See the error log for the actual replacement strategy.

---

**BC5A2303****Explanation:**

A problem occurred during the IPL of the system.

**Response:**

The FRU callouts are calculated at the time of the failure. See the error log for the actual replacement strategy.

---

**BC5A2310****Explanation:**

A problem occurred during the IPL of the system.

**Response:**

The FRU callouts are calculated at the time of the failure. See the error log for the actual replacement strategy.

---

**BC5A2401****Explanation:**

Firmware error accessing internal bus during IPL.

**Response:**

The FRU callouts are calculated at the time of the failure. See the error log for the actual replacement strategy.

---

**BC5A2402****Explanation:**

Hardware error accessing internal bus during IPL.

**Response:**

The FRU callouts are calculated at the time of the failure. See the error log for the actual replacement strategy.

---

**BC5A2403****Explanation:**

Firmware error accessing internal bus during IPL.

**Response:**

The FRU callouts are calculated at the time of the failure. See the error log for the actual replacement strategy.

---

**BC5A2404****Explanation:**

Error(s) found in OPB Status Register.

**Response:**

The FRU callouts are calculated at the time of the failure. See the error log for the actual replacement strategy.

---

**BC5A2405****Explanation:**

Unsupported Reset Level requested.

**Response:**

The FRU callouts are calculated at the time of the failure. See the error log for the actual replacement strategy.

---

**BC5A2406****Explanation:**

Firmware error during boot flash diagnostics.

**Response:**

The FRU callouts are calculated at the time of the failure. See the error log for the actual replacement strategy.

---

**BC5A2407****Explanation:**

Firmware error during boot flash diagnostics.

**Response:**

The FRU callouts are calculated at the time of the failure. See the error log for the actual replacement strategy.

---

**BC5A2408****Explanation:**

Firmware error during boot flash diagnostics.

**Response:**

The FRU callouts are calculated at the time of the failure. See the error log for the actual replacement strategy.

---

**BC5A2409****Explanation:**

Firmware error during boot flash diagnostics.

**Response:**

The FRU callouts are calculated at the time of the failure. See the error log for the actual replacement strategy.

---

**BC5A240A**

**Explanation:**

Error(s) found in LPCHC Status Register.

**Response:**

The FRU callouts are calculated at the time of the failure. See the error log for the actual replacement strategy.

---

**BC5A2501****Explanation:**

Firmware error during system boot.

**Response:**

The FRU callouts are calculated at the time of the failure. See the error log for the actual replacement strategy.

---

**BC5A2502****Explanation:**

Firmware error.

**Response:**

The FRU callouts are calculated at the time of the failure. See the error log for the actual replacement strategy.

---

**BC5A2503****Explanation:**

Firmware error during IPMI event handling.

**Response:**

The FRU callouts are calculated at the time of the failure. See the error log for the actual replacement strategy.

---

**BC5A2504****Explanation:**

During processor/memory subsystem initialization, an error was encountered: Command not valid for this sensor.

**Response:**

The FRU callouts are calculated at the time of the failure. See the error log for the actual replacement strategy.

---

**BC5A2505****Explanation:**

During processor/memory subsystem initialization, an error was encountered: Set sensor reading command failed.

**Response:**

The FRU callouts are calculated at the time of the failure. See the error log for the actual replacement strategy.

---

**BC5A2506****Explanation:**

During processor/memory subsystem initialization, an error was encountered: Set sensor reading command failed.

**Response:**

The FRU callouts are calculated at the time of the failure. See the error log for the actual replacement strategy.

---

**BC5A2507****Explanation:**

During processor/memory subsystem initialization, an error was encountered: Requested sensor is not present.

**Response:**

The FRU callouts are calculated at the time of the failure. See the error log for the actual replacement strategy.

---

**BC5A2508****Explanation:**

During processor/memory subsystem initialization, an error was encountered: Set sensor reading command failed.

**Response:**

The FRU callouts are calculated at the time of the failure. See the error log for the actual replacement strategy.

---

**BC5A2509****Explanation:**

Unexpected IPMI completion code from the BMC.

**Response:**

The FRU callouts are calculated at the time of the failure. See the error log for the actual replacement strategy.

---

**BC5A250A****Explanation:**

The DCMI command to retrieve the power limit data from the BMC has failed, the user defined power limit cannot be applied.

**Response:**

The FRU callouts are calculated at the time of the failure. See the error log for the actual replacement strategy.

---

**BC5A250B****Explanation:**

Request to get sensor reading IPMI completion code can be seen in userdata1 field of the log.

**Response:**

The FRU callouts are calculated at the time of the failure. See the error log for the actual replacement strategy.

---

**BC5A250C****Explanation:**

During processor/memory subsystem initialization, an error was encountered: Request to get sensor type form the bmc failed.

**Response:**

The FRU callouts are calculated at the time of the failure. See the error log for the actual replacement strategy.

---

**BC5A250D****Explanation:**

Unable to determine sensor information.

**Response:**

The FRU callouts are calculated at the time of the failure. See the error log for the actual replacement strategy.

---

**BC5A250E****Explanation:**

During processor/memory subsystem initialization, an error was encountered: VPD data is invalid size.

**Response:**

The FRU callouts are calculated at the time of the failure. See the error log for the actual replacement strategy.

---

**BC5A250F****Explanation:**

The passed in sensor number is not valid.

**Response:**

The FRU callouts are calculated at the time of the failure. See the error log for the actual replacement strategy.

---

**BC5A2510****Explanation:**

Unable to find a valid sensor setting.

**Response:**

The FRU callouts are calculated at the time of the failure. See the error log for the actual replacement strategy.

---

**BC5A2601****Explanation:**

During processor/memory subsystem initialization, an error was encountered: OCC is not valid.

**Response:**

The FRU callouts are calculated at the time of the failure. See the error log for the actual replacement strategy.

---

**BC5A2602****Explanation:**

During processor/memory subsystem initialization, an error was encountered: Throttle numerator calculated doesn't meet min utilization.

**Response:**

The FRU callouts are calculated at the time of the failure. See the error log for the actual replacement strategy.

---

**BC5A2603****Explanation:**

During processor/memory subsystem initialization, an error was encountered: Throttle HW procedure calculated an invalid numerator value.

**Response:**

The FRU callouts are calculated at the time of the failure. See the error log for the actual replacement strategy.

---

**BC5A2605****Explanation:**

During processor/memory subsystem initialization, an error was encountered: OCC not ready for target state.

**Response:**

The FRU callouts are calculated at the time of the failure. See the error log for the actual replacement strategy.

---

**BC5A2606****Explanation:**

During processor/memory subsystem initialization, an error was encountered: Unable to read `FREQ_EXT_BIAS` attributes.

**Response:**

The FRU callouts are calculated at the time of the failure. See the error log for the actual replacement strategy.

---

**BC5A260E****Explanation:**

During processor/memory subsystem initialization, an error was encountered: Unable to send cmd to OCC exception.

**Response:**

The FRU callouts are calculated at the time of the failure. See the error log for the actual replacement strategy.

---

**BC5A2616****Explanation:**

During processor/memory subsystem initialization, an error was encountered: Homer pointer is nullptr, unable to communicate with the OCCs. Leaving system in safe mode.

**Response:**

The FRU callouts are calculated at the time of the failure. See the error log for the actual replacement strategy.

---

**BC5A2618****Explanation:**

During processor/memory subsystem initialization, an error was encountered: Invalid response length received.

**Response:**

The FRU callouts are calculated at the time of the failure. See the error log for the actual replacement strategy.

---

**BC5A2619****Explanation:**

During processor/memory subsystem initialization, an error was encountered: OCC response had checksum failure.

**Response:**

The FRU callouts are calculated at the time of the failure. See the error log for the actual replacement strategy.

---

**BC5A261B****Explanation:**

During processor/memory subsystem initialization, an error was encountered: Invalid length in OCC response.

**Response:**

The FRU callouts are calculated at the time of the failure. See the error log for the actual replacement strategy.

---

**BC5A261C****Explanation:**

During processor/memory subsystem initialization, an error was encountered: Invalid POLL response length.

**Response:**

The FRU callouts are calculated at the time of the failure. See the error log for the actual replacement strategy.

---

**BC5A261D****Explanation:**

During processor/memory subsystem initialization, an error was encountered: Bad FRU data received in OCC error log.

**Response:**

The FRU callouts are calculated at the time of the failure. See the error log for the actual replacement strategy.

---

**BC5A2622****Explanation:**

During processor/memory subsystem initialization, an error was encountered: Invalid role is POLL response.

**Response:**

The FRU callouts are calculated at the time of the failure. See the error log for the actual replacement strategy.

---

**BC5A2623****Explanation:**

During processor/memory subsystem initialization, an error was encountered: Invalid OCC state requested.

**Response:**

The FRU callouts are calculated at the time of the failure. See the error log for the actual replacement strategy.

---

**BC5A2624****Explanation:**

During processor/memory subsystem initialization, an error was encountered: OCC comm not established or command is not supported.

**Response:**

The FRU callouts are calculated at the time of the failure. See the error log for the actual replacement strategy.

---

**BC5A2625****Explanation:**

During processor/memory subsystem initialization, an error was encountered: OCCs were not loaded/started successfully.

**Response:**

The FRU callouts are calculated at the time of the failure. See the error log for the actual replacement strategy.

---

**BC5A2626****Explanation:**

During processor/memory subsystem initialization, an error was encountered: OCC did not change to requested state.

**Response:**

The FRU callouts are calculated at the time of the failure. See the error log for the actual replacement strategy.

---

**BC5A2635****Explanation:**

During processor/memory subsystem initialization, an error was encountered: Timeout waiting for OCC response.

**Response:**

The FRU callouts are calculated at the time of the failure. See the error log for the actual replacement strategy.

---

**BC5A2645****Explanation:**

During processor/memory subsystem initialization, an error was encountered: No OCC target found for proc Target,.

**Response:**

The FRU callouts are calculated at the time of the failure. See the error log for the actual replacement strategy.

---

**BC5A2655****Explanation:**

During processor/memory subsystem initialization, an error was encountered: No OCC master was found.

**Response:**

The FRU callouts are calculated at the time of the failure. See the error log for the actual replacement strategy.

---

**BC5A2656****Explanation:**

During processor/memory subsystem initialization, an error was encountered: OCC reset threshold reached. Leaving OCCs in reset state.

**Response:**

The FRU callouts are calculated at the time of the failure. See the error log for the actual replacement strategy.

---

**BC5A2663****Explanation:**

During processor/memory subsystem initialization, an error was encountered: Invalid OCC error log data.

**Response:**

The FRU callouts are calculated at the time of the failure. See the error log for the actual replacement strategy.

---

**BC5A267D****Explanation:**

During processor/memory subsystem initialization, an error was encountered: Bad FRU data received in OCC error log.

**Response:**

The FRU callouts are calculated at the time of the failure. See the error log for the actual replacement strategy.

---

**BC5A267F****Explanation:**

During processor/memory subsystem initialization, an error was encountered: No FRU callouts found for non-info OCC Error.

**Response:**

The FRU callouts are calculated at the time of the failure. See the error log for the actual replacement strategy.

---

**BC5A2701****Explanation:**

During processor/memory subsystem initialization, an error was encountered: Invalid operation type.

**Response:**

The FRU callouts are calculated at the time of the failure. See the error log for the actual replacement strategy.

---

**BC5A2702****Explanation:**

A problem was detected during the IPL of the system: Device type not supported.

**Response:**

The FRU callouts are calculated at the time of the failure. See the error log for the actual replacement strategy.

---

**BC5A2703****Explanation:**

During processor/memory subsystem initialization, an error was encountered: TPM attribute was not found.

**Response:**

The FRU callouts are calculated at the time of the failure. See the error log for the actual replacement strategy.

---

**BC5A2704****Explanation:**

During processor/memory subsystem initialization, an error was encountered: Invalid TPM chip to access.

**Response:**

The FRU callouts are calculated at the time of the failure. See the error log for the actual replacement strategy.

---

**BC5A2705****Explanation:**

During processor/memory subsystem initialization, an error was encountered: I2C master entity path doesn't exist.

**Response:**

The FRU callouts are calculated at the time of the failure. See the error log for the actual replacement strategy.

---

**BC5A2706****Explanation:**

During processor/memory subsystem initialization, an error was encountered: I2C master path target is null.

**Response:**

The FRU callouts are calculated at the time of the failure. See the error log for the actual replacement strategy.

---

**BC5A2707****Explanation:**

During processor/memory subsystem initialization, an error was encountered: Invalid address offset size.

**Response:**

The FRU callouts are calculated at the time of the failure. See the error log for the actual replacement strategy.

---

**BC5A2708****Explanation:**

A problem occurred during the IPL of the system: TPM buffer is too large.

**Response:**

The FRU callouts are calculated at the time of the failure. See the error log for the actual replacement strategy.

---

**BC5A2709****Explanation:**

A problem occurred during the IPL of the system: TPM underflow.

**Response:**

The FRU callouts are calculated at the time of the failure. See the error log for the actual replacement strategy.

---

**BC5A270A****Explanation:**

A problem occurred during the IPL of the system: TPM timeout.

**Response:**

The FRU callouts are calculated at the time of the failure. See the error log for the actual replacement strategy.

---

**BC5A270B****Explanation:**

During processor/memory subsystem initialization, an error was encountered: Invalid operation type.

**Response:**

The FRU callouts are calculated at the time of the failure. See the error log for the actual replacement strategy.

---

**BC5A270C****Explanation:**

During processor/memory subsystem initialization, an error was encountered: Invalid address offset size.

**Response:**

The FRU callouts are calculated at the time of the failure. See the error log for the actual replacement strategy.

---

**BC5A270D****Explanation:**

A trusted platform module (TPM) that was expected to be present was not detected properly.

**Response:**

The FRU callouts are calculated at the time of the failure. See the error log for the actual replacement strategy.

---

**BC5A270E****Explanation:**

Trusted boot problem detected.

**Response:**

The FRU callouts are calculated at the time of the failure. See the error log for the actual replacement strategy.

---

**BC5A270F****Explanation:**

Trusted boot problem detected.

**Response:**

The FRU callouts are calculated at the time of the failure. See the error log for the actual replacement strategy.

---

**BC5A2710****Explanation:**

Unexpected trusted boot related failure.

**Response:**

The FRU callouts are calculated at the time of the failure. See the error log for the actual replacement strategy.

---

**BC5A2711****Explanation:**

Unexpected trusted boot related failure.

**Response:**

The FRU callouts are calculated at the time of the failure. See the error log for the actual replacement strategy.

---

**BC5A2801****Explanation:**

Firmware error communicating with boot device.

**Response:**

The FRU callouts are calculated at the time of the failure. See the error log for the actual replacement strategy.

---

**BC5A2802****Explanation:**



Firmware error communicating with boot device.

**Response:**

The FRU callouts are calculated at the time of the failure. See the error log for the actual replacement strategy.

---

**BC5A2803**

**Explanation:**

Firmware error communicating with boot device.

**Response:**

The FRU callouts are calculated at the time of the failure. See the error log for the actual replacement strategy.

---

**BC5A2804**

**Explanation:**

Firmware error communicating with boot device.

**Response:**

The FRU callouts are calculated at the time of the failure. See the error log for the actual replacement strategy.

---

**BC5A2806**

**Explanation:**

Firmware logic bug detected.

**Response:**

The FRU callouts are calculated at the time of the failure. See the error log for the actual replacement strategy.

---

**BC5A2810**

**Explanation:**

During processor/memory subsystem initialization, an error was encountered: Timeout waiting for upstream FIFO to have room to write.

**Response:**

The FRU callouts are calculated at the time of the failure. See the error log for the actual replacement strategy.

---

**BC5A2811**

**Explanation:**

During processor/memory subsystem initialization, an error was encountered: EOT not received before downstream buffer full.

**Response:**

The FRU callouts are calculated at the time of the failure. See the error log for the actual replacement strategy.

---

**BC5A2812**

**Explanation:**

During processor/memory subsystem initialization, an error was encountered: The distance to the status header is not within the response buffer.

**Response:**

The FRU callouts are calculated at the time of the failure. See the error log for the actual replacement strategy.

---

**BC5A2813**

**Explanation:**

During processor/memory subsystem initialization, an error was encountered: Status header does not start with magic number or non-zero primary or secondary status.

**Response:**

The FRU callouts are calculated at the time of the failure. See the error log for the actual replacement strategy.

---

**BC5A2814**

**Explanation:**

During processor/memory subsystem initialization, an error was encountered: Timeout waiting for downstream FIFO to have data to receive.

**Response:**

The FRU callouts are calculated at the time of the failure. See the error log for the actual replacement strategy.

---

**BC5A2815**

**Explanation:**

Firmware error communicating with boot device.

**Response:**

The FRU callouts are calculated at the time of the failure. See the error log for the actual replacement strategy.

---

**BC5A2816**

**Explanation:**

Firmware error communicating with boot device.

**Response:**

The FRU callouts are calculated at the time of the failure. See the error log for the actual replacement strategy.

---

**BC5A2817**

**Explanation:**

Firmware error communicating with boot device.

**Response:**

The FRU callouts are calculated at the time of the failure. See the error log for the actual replacement strategy.

---

**BC5A2818**

**Explanation:**

Firmware error communicating with boot device.

**Response:**

The FRU callouts are calculated at the time of the failure. See the error log for the actual replacement strategy.

---

**BC5A2819****Explanation:**

Firmware error communicating with boot device.

**Response:**

The FRU callouts are calculated at the time of the failure. See the error log for the actual replacement strategy.

---

**BC5A281A****Explanation:**

During processor/memory subsystem initialization, an error was encountered: If the size of the FFDC package exceeds our allocated buffer size, we log it.

**Response:**

The FRU callouts are calculated at the time of the failure. See the error log for the actual replacement strategy.

---

**BC5A2831****Explanation:**

Firmware error communicating with boot device.

**Response:**

The FRU callouts are calculated at the time of the failure. See the error log for the actual replacement strategy.

---

**BC5A2832****Explanation:**

Firmware error communicating with boot device.

**Response:**

The FRU callouts are calculated at the time of the failure. See the error log for the actual replacement strategy.

---

**BC5A2833****Explanation:**

Firmware error communicating with boot device.

**Response:**

The FRU callouts are calculated at the time of the failure. See the error log for the actual replacement strategy.

---

**BC5A2834****Explanation:**

Firmware error communicating with boot device.

**Response:**

The FRU callouts are calculated at the time of the failure. See the error log for the actual replacement strategy.

---

**BC5A2835****Explanation:**

Firmware error communicating with boot device.

**Response:**

The FRU callouts are calculated at the time of the failure. See the error log for the actual replacement strategy.

---

**BC5A2836****Explanation:**

Firmware error communicating with boot device.

**Response:**

The FRU callouts are calculated at the time of the failure. See the error log for the actual replacement strategy.

---

**BC5A2837****Explanation:**

Firmware error communicating with boot device.

**Response:**

The FRU callouts are calculated at the time of the failure. See the error log for the actual replacement strategy.

---

**BC5A2838****Explanation:**

Firmware error communicating with boot device.

**Response:**

The FRU callouts are calculated at the time of the failure. See the error log for the actual replacement strategy.

---

**BC5A2839****Explanation:**

Firmware error communicating with boot device.

**Response:**

The FRU callouts are calculated at the time of the failure. See the error log for the actual replacement strategy.

---

**BC5A283A****Explanation:**

Firmware error communicating with boot device.

**Response:**

The FRU callouts are calculated at the time of the failure. See the error log for the actual replacement strategy.

---

**BC5A283B****Explanation:**

Firmware error communicating with boot device.

**Response:**

The FRU callouts are calculated at the time of the failure. See the error log for the actual replacement strategy.

---

**BC5A283C****Explanation:**

Firmware error communicating with boot device.

**Response:**

The FRU callouts are calculated at the time of the failure. See the error log for the actual replacement strategy.

---

**BC5A283D****Explanation:**

During processor/memory subsystem initialization, an error was encountered: Unable to inform OPAL of SBE failure.

**Response:**

The FRU callouts are calculated at the time of the failure. See the error log for the actual replacement strategy.

---

**BC5A2850****Explanation:**

A problem occurred during the IPL.

**Response:**

The FRU callouts are calculated at the time of the failure. See the error log for the actual replacement strategy.

---

**BC5A2851****Explanation:**

A problem occurred during the IPL.

**Response:**

The FRU callouts are calculated at the time of the failure. See the error log for the actual replacement strategy.

---

**BC5A2852****Explanation:**

During processor/memory subsystem initialization, an error was encountered: SBE booted from unexpected side.

**Response:**

The FRU callouts are calculated at the time of the failure. See the error log for the actual replacement strategy.

---

**BC5A2853****Explanation:**

Processor Error.

**Response:**

The FRU callouts are calculated at the time of the failure. See the error log for the actual replacement strategy.

---

**BC5A2854****Explanation:**

Processor Error.

**Response:**

The FRU callouts are calculated at the time of the failure. See the error log for the actual replacement strategy.

---

**BC5A2856****Explanation:**

During processor/memory subsystem initialization, an error was encountered: This function was called incorrectly or there is a new enum that is not handled yet.

**Response:**

The FRU callouts are calculated at the time of the failure. See the error log for the actual replacement strategy.

---

**BC5A2857****Explanation:**

FFDC associated with boot device failing to boot.

**Response:**

The FRU callouts are calculated at the time of the failure. See the error log for the actual replacement strategy.

---

**BC5A2858****Explanation:**

A processor in the system has failed to initialize.

**Response:**

The FRU callouts are calculated at the time of the failure. See the error log for the actual replacement strategy.

---

**BC5A285B****Explanation:**

Extra FFDC gathered, marked information event.

**Response:**

The FRU callouts are calculated at the time of the failure. See the error log for the actual replacement strategy.

---

**BC5A285C****Explanation:**

Processor Error.

**Response:**

The FRU callouts are calculated at the time of the failure. See the error log for the actual replacement strategy.

---

**BC5A285D****Explanation:**

Processor Error.

**Response:**

The FRU callouts are calculated at the time of the failure. See the error log for the actual replacement strategy.

---

**BC5A285E****Explanation:**

Processor Error.

**Response:**

The FRU callouts are calculated at the time of the failure. See the error log for the actual replacement strategy.

---

**BC5A285F****Explanation:**

During processor/memory subsystem initialization, an error was encountered: Call to PSU Chip Op returned an unexpected message type.

**Response:**

The FRU callouts are calculated at the time of the failure. See the error log for the actual replacement strategy.

---

**BC5A2861****Explanation:**

During processor/memory subsystem initialization, an error was encountered: Could not register mailbox message queue.

**Response:**

The FRU callouts are calculated at the time of the failure. See the error log for the actual replacement strategy.

---

**BC5A2862****Explanation:**

Processor Error.

**Response:**

The FRU callouts are calculated at the time of the failure. See the error log for the actual replacement strategy.

---

**BC5A2BA0****Explanation:**

Failure detected in security subsystem.

**Response:**

The FRU callouts are calculated at the time of the failure. See the error log for the actual replacement strategy.

---

**BC5A2BA2****Explanation:**

Failure detected in security subsystem.

**Response:**

The FRU callouts are calculated at the time of the failure. See the error log for the actual replacement strategy.

---

**BC5A2BA3****Explanation:**

Failure detected in security subsystem.

**Response:**

The FRU callouts are calculated at the time of the failure. See the error log for the actual replacement strategy.

---

**BC5A2BA4****Explanation:**

Failure detected in security subsystem.

**Response:**

The FRU callouts are calculated at the time of the failure. See the error log for the actual replacement strategy.

---

**BC5A2BA5****Explanation:**

Failure detected in security subsystem.

**Response:**

The FRU callouts are calculated at the time of the failure. See the error log for the actual replacement strategy.

---

**BC5A2BA6****Explanation:**

Failure detected in security subsystem.

**Response:**

The FRU callouts are calculated at the time of the failure. See the error log for the actual replacement strategy.

---

**BC5A2BA7****Explanation:**

Failure detected in security subsystem.

**Response:**

The FRU callouts are calculated at the time of the failure. See the error log for the actual replacement strategy.

---

**BC5A2BA8****Explanation:**

Failure detected in security subsystem.

**Response:**

The FRU callouts are calculated at the time of the failure. See the error log for the actual replacement strategy.

---

**BC5A2BA9****Explanation:**

During processor/memory subsystem initialization, an error was encountered: Unmarshal error while replaying tpm log.

**Response:**

The FRU callouts are calculated at the time of the failure. See the error log for the actual replacement strategy.

---

**BC5A2BAA****Explanation:**

TPM log overflow.

**Response:**

The FRU callouts are calculated at the time of the failure. See the error log for the actual replacement strategy.

---

**BC5A2BAB****Explanation:**

TPM log operation failure.

**Response:**

The FRU callouts are calculated at the time of the failure. See the error log for the actual replacement strategy.

---

**BC5A2BAC****Explanation:**

TPM log buffer init failure.

**Response:**

The FRU callouts are calculated at the time of the failure. See the error log for the actual replacement strategy.

---

**BC5A2BAD****Explanation:**

The system is configured for Secure Boot and trusted platform module required mode; a functional boot processor trusted platform module is required to boot the system (or node, if multi-node system), but none are available. Therefore, the system (or node, if multi-node system) will terminate. Trusted platform module required mode may be disabled via the appropriate systems management interface to allow platform boot without the remote trusted attestation capability. Look for other errors which call out the trusted platform module and follow the repair actions for these errors.

**Response:**

The FRU callouts are calculated at the time of the failure. See the error log for the actual replacement strategy.

---

**BC5A2BAE****Explanation:**

Failure detected in security subsystem.

**Response:**

The FRU callouts are calculated at the time of the failure. See the error log for the actual replacement strategy.

---

**BC5A2BAF****Explanation:**

Failure detected in security subsystem.

**Response:**

The FRU callouts are calculated at the time of the failure. See the error log for the actual replacement strategy.

---

**BC5A2BB0****Explanation:**

TPM log invalid format.

**Response:**

The FRU callouts are calculated at the time of the failure. See the error log for the actual replacement strategy.

---

**BC5A2BB1****Explanation:**

Trusted boot failure.

**Response:**

The FRU callouts are calculated at the time of the failure. See the error log for the actual replacement strategy.

---

**BC5A2BB2****Explanation:**

Firmware error during system boot.

**Response:**

The FRU callouts are calculated at the time of the failure. See the error log for the actual replacement strategy.

---

**BC5A2BB3****Explanation:**

Firmware error during system boot.

**Response:**

The FRU callouts are calculated at the time of the failure. See the error log for the actual replacement strategy.

---

**BC5A2BB4****Explanation:**

Platform security problem detected.

**Response:**

The FRU callouts are calculated at the time of the failure. See the error log for the actual replacement strategy.

---

**BC5A2BB5****Explanation:**

Failure detected in security subsystem.

**Response:**

The FRU callouts are calculated at the time of the failure. See the error log for the actual replacement strategy.

---

---

**BC5A2BB7****Explanation:**

Trusted Boot failure.

**Response:**

The FRU callouts are calculated at the time of the failure. See the error log for the actual replacement strategy.

---

**BC5A2BB8****Explanation:**

Trusted boot failure.

**Response:**

The FRU callouts are calculated at the time of the failure. See the error log for the actual replacement strategy.

---

**BC5A2BB9****Explanation:**

Trusted boot failure.

**Response:**

The FRU callouts are calculated at the time of the failure. See the error log for the actual replacement strategy.

---

**BC5A2BBA****Explanation:**

Trusted boot failure.

**Response:**

The FRU callouts are calculated at the time of the failure. See the error log for the actual replacement strategy.

---

**BC5A2BBB****Explanation:**

Trusted boot failure.

**Response:**

The FRU callouts are calculated at the time of the failure. See the error log for the actual replacement strategy.

---

**BC5A2BBC****Explanation:**

Trusted boot failure.

**Response:**

The FRU callouts are calculated at the time of the failure. See the error log for the actual replacement strategy.

---

**BC5A2BBD****Explanation:**

trustedboot failure.

**Response:**

The FRU callouts are calculated at the time of the failure. See the error log for the actual replacement strategy.

---

**BC5A3325****Explanation:**

During processor/memory subsystem initialization, an error was encountered: Unable to resolve other end of xbus.

**Response:**

The FRU callouts are calculated at the time of the failure. See the error log for the actual replacement strategy.

---

**BC5A3326****Explanation:**

During processor/memory subsystem initialization, an error was encountered: Unable to resolve other end of xbus.

**Response:**

The FRU callouts are calculated at the time of the failure. See the error log for the actual replacement strategy.

---

**BC5A3327****Explanation:**

Firmware Error.

**Response:**

The FRU callouts are calculated at the time of the failure. See the error log for the actual replacement strategy.

---

**BC5A3328****Explanation:**

Firmware Error.

**Response:**

The FRU callouts are calculated at the time of the failure. See the error log for the actual replacement strategy.

---

**BC5A3329****Explanation:**

Firmware Error.

**Response:**

The FRU callouts are calculated at the time of the failure. See the error log for the actual replacement strategy.

---

**BC5A332A****Explanation:**

Firmware Error.

**Response:**

The FRU callouts are calculated at the time of the failure. See the error log for the actual replacement strategy.

---

**BC5A332B****Explanation:**

Firmware Error.

**Response:**

The FRU callouts are calculated at the time of the failure. See the error log for the actual replacement strategy.

---

**BC5A332C****Explanation:**

Firmware Error.

**Response:**

The FRU callouts are calculated at the time of the failure. See the error log for the actual replacement strategy.

---

**BC5A332D****Explanation:**

Firmware Error or unsupported part.

**Response:**

The FRU callouts are calculated at the time of the failure. See the error log for the actual replacement strategy.

---

**BC5A332E****Explanation:**

Firmware Error.

**Response:**

The FRU callouts are calculated at the time of the failure. See the error log for the actual replacement strategy.

---

**BC5A332F****Explanation:**

Firmware Error.

**Response:**

The FRU callouts are calculated at the time of the failure. See the error log for the actual replacement strategy.

---

**BC5A3330****Explanation:**

Firmware Error.

**Response:**

The FRU callouts are calculated at the time of the failure. See the error log for the actual replacement strategy.

---

**BC5A3331****Explanation:**

Firmware Error.

**Response:**

The FRU callouts are calculated at the time of the failure. See the error log for the actual replacement strategy.

---

**BC5A3332****Explanation:**

Firmware Error.

**Response:**

The FRU callouts are calculated at the time of the failure. See the error log for the actual replacement strategy.

---

**BC5A3333****Explanation:**

Firmware Error.

**Response:**

The FRU callouts are calculated at the time of the failure. See the error log for the actual replacement strategy.

---

**BC5A3334****Explanation:**

During processor/memory subsystem initialization, an error was encountered: platGetMBvpdMemoryDataVersion could not find the expected 1 mba from the passed dimm target.

**Response:**

The FRU callouts are calculated at the time of the failure. See the error log for the actual replacement strategy.

---

**BC5A3335****Explanation:**

During processor/memory subsystem initialization, an error was encountered: platGetMBvpdMemoryDataVersion could not find an mba parent target from the passed in dimm target.

**Response:**

The FRU callouts are calculated at the time of the failure. See the error log for the actual replacement strategy.

---

**BC5A3336****Explanation:**

During processor/memory subsystem initialization, an error was encountered: platGetMBvpdMemoryDataVersion could not find any child mba's from the passed in target of type TYPE\_MEMBUF.

**Response:**

The FRU callouts are calculated at the time of the failure. See the error log for the actual replacement strategy.

---

**BC5A3337**

**Explanation:**

During processor/memory subsystem initialization, an error was encountered: platGetMBvpdMemoryDataVersion requires a target of type TYPE\_MBA or TYPE\_MEMBUF.

**Response:**

The FRU callouts are calculated at the time of the failure. See the error log for the actual replacement strategy.

---

**BC5A3339****Explanation:**

Internal firmware error.

**Response:**

The FRU callouts are calculated at the time of the failure. See the error log for the actual replacement strategy.

---

**BC5A333A****Explanation:**

Internal firmware error.

**Response:**

The FRU callouts are calculated at the time of the failure. See the error log for the actual replacement strategy.

---

**BC5A333B****Explanation:**

Internal firmware error.

**Response:**

The FRU callouts are calculated at the time of the failure. See the error log for the actual replacement strategy.

---

**BC5A333C****Explanation:**

Internal firmware error.

**Response:**

The FRU callouts are calculated at the time of the failure. See the error log for the actual replacement strategy.

---

**BC5A333D****Explanation:**

Internal firmware error.

**Response:**

The FRU callouts are calculated at the time of the failure. See the error log for the actual replacement strategy.

---

**BC5A333E****Explanation:**

Internal firmware error.

**Response:**

The FRU callouts are calculated at the time of the failure. See the error log for the actual replacement strategy.

---

**BC5A3340****Explanation:**

Internal firmware error.

**Response:**

The FRU callouts are calculated at the time of the failure. See the error log for the actual replacement strategy.

---

**BC5A3343****Explanation:**

Internal firmware error.

**Response:**

The FRU callouts are calculated at the time of the failure. See the error log for the actual replacement strategy.

---

**BC5A3403****Explanation:**

A problem occurred while running processor boot code.

**Response:**

The FRU callouts are calculated at the time of the failure. See the error log for the actual replacement strategy.

---

**BC5A3404****Explanation:**

A problem occurred while running processor boot code.

**Response:**

The FRU callouts are calculated at the time of the failure. See the error log for the actual replacement strategy.

---

**BC5A3405****Explanation:**

A problem occurred while running processor boot code.

**Response:**

The FRU callouts are calculated at the time of the failure. See the error log for the actual replacement strategy.

---

**BC5A3406****Explanation:**

A problem occurred while running processor boot code.

**Response:**

The FRU callouts are calculated at the time of the failure. See the error log for the actual replacement strategy.



---

**BC5A3407****Explanation:**

A problem occurred while running processor boot code.

**Response:**

The FRU callouts are calculated at the time of the failure. See the error log for the actual replacement strategy.

---

**BC5A3408****Explanation:**

A problem occurred while running processor boot code.

**Response:**

The FRU callouts are calculated at the time of the failure. See the error log for the actual replacement strategy.

---

**BC5A3409****Explanation:**

A problem occurred while running processor boot code.

**Response:**

The FRU callouts are calculated at the time of the failure. See the error log for the actual replacement strategy.

---

**BC5A340A****Explanation:**

A problem occurred while running processor boot code.

**Response:**

The FRU callouts are calculated at the time of the failure. See the error log for the actual replacement strategy.

---

**BC5A340B****Explanation:**

A problem occurred while running processor boot code.

**Response:**

The FRU callouts are calculated at the time of the failure. See the error log for the actual replacement strategy.

---

**BC5A340C****Explanation:**

A problem occurred while running processor boot code.

**Response:**

The FRU callouts are calculated at the time of the failure. See the error log for the actual replacement strategy.

---

---

**BC5A340F****Explanation:**

Failed to load boot firmware.

**Response:**

The FRU callouts are calculated at the time of the failure. See the error log for the actual replacement strategy.

---

**BC5A3501****Explanation:**

During processor/memory subsystem initialization, an error was encountered: Invalid operation type.

**Response:**

The FRU callouts are calculated at the time of the failure. See the error log for the actual replacement strategy.

---

**BC5A3502****Explanation:**

A problem was detected during the IPL of the system: Device type not supported.

**Response:**

The FRU callouts are calculated at the time of the failure. See the error log for the actual replacement strategy.

---

**BC5A3503****Explanation:**

During processor/memory subsystem initialization, an error was encountered: NVDIMM attribute was not found.

**Response:**

The FRU callouts are calculated at the time of the failure. See the error log for the actual replacement strategy.

---

**BC5A3505****Explanation:**

During processor/memory subsystem initialization, an error was encountered: I2C master entity path doesn't exist.

**Response:**

The FRU callouts are calculated at the time of the failure. See the error log for the actual replacement strategy.

---

**BC5A3506****Explanation:**

During processor/memory subsystem initialization, an error was encountered: I2C master path target is null.

**Response:**

The FRU callouts are calculated at the time of the failure. See the error log for the actual replacement strategy.

---

---

**BC5A3507****Explanation:**

During processor/memory subsystem initialization, an error was encountered: Invalid address offset size.

**Response:**

The FRU callouts are calculated at the time of the failure. See the error log for the actual replacement strategy.

---

**BC5A3508****Explanation:**

A problem occurred during the IPL of the system: I2C buffer offset is too large.

**Response:**

The FRU callouts are calculated at the time of the failure. See the error log for the actual replacement strategy.

---

**BC5A3509****Explanation:**

During processor/memory subsystem initialization, an error was encountered: I2C write page size is zero.

**Response:**

The FRU callouts are calculated at the time of the failure. See the error log for the actual replacement strategy.

---

**BC5A350A****Explanation:**

During processor/memory subsystem initialization, an error was encountered: NVDIMM register offset out of bound.

**Response:**

The FRU callouts are calculated at the time of the failure. See the error log for the actual replacement strategy.

---

**BC5A350D****Explanation:**

NVDIMM timed out.

**Response:**

The FRU callouts are calculated at the time of the failure. See the error log for the actual replacement strategy.

---

**BC5A350E****Explanation:**

NVDIMM timed out.

**Response:**

The FRU callouts are calculated at the time of the failure. See the error log for the actual replacement strategy.

---

**BC5A350F****Explanation:**

NVDIMM timed out.

**Response:**

The FRU callouts are calculated at the time of the failure. See the error log for the actual replacement strategy.

---

**BC5A3512****Explanation:**

NVDIMM encountered error setting the energy source policy.

**Response:**

The FRU callouts are calculated at the time of the failure. See the error log for the actual replacement strategy.

---

**BC5A3516****Explanation:**

Encountered error performing internal operation on NVDIMM.

**Response:**

The FRU callouts are calculated at the time of the failure. See the error log for the actual replacement strategy.

---

**BC5A3517****Explanation:**

NVDIMM timed out.

**Response:**

The FRU callouts are calculated at the time of the failure. See the error log for the actual replacement strategy.

---

**BC5A3518****Explanation:**

NVDIMM encountered error arming save trigger.

**Response:**

The FRU callouts are calculated at the time of the failure. See the error log for the actual replacement strategy.

---

**BC5A3519****Explanation:**

NVDIMM error erasing data image.

**Response:**

The FRU callouts are calculated at the time of the failure. See the error log for the actual replacement strategy.

---

**BC5A351A****Explanation:**

NVDIMM failed to restore data.

**Response:**

The FRU callouts are calculated at the time of the failure. See the error log for the actual replacement strategy.

---

**BC5A351B****Explanation:**

NVDIMM not ready.

**Response:**

The FRU callouts are calculated at the time of the failure. See the error log for the actual replacement strategy.

---

**BC5A351C****Explanation:**

Internal firmware error.

**Response:**

The FRU callouts are calculated at the time of the failure. See the error log for the actual replacement strategy.

---

**BC5A351D****Explanation:**

NVDIMM not updated.

**Response:**

The FRU callouts are calculated at the time of the failure. See the error log for the actual replacement strategy.

---

**BC5A351E****Explanation:**

NVDIMM not updated.

**Response:**

The FRU callouts are calculated at the time of the failure. See the error log for the actual replacement strategy.

---

**BC5A351F****Explanation:**

NVDIMM not updated.

**Response:**

The FRU callouts are calculated at the time of the failure. See the error log for the actual replacement strategy.

---

**BC5A3520****Explanation:**

NVDIMM not updated.

**Response:**

The FRU callouts are calculated at the time of the failure. See the error log for the actual replacement strategy.

---

**BC5A3521****Explanation:**

NVDIMM not updated.

**Response:**

The FRU callouts are calculated at the time of the failure. See the error log for the actual replacement strategy.

---

**BC5A3522****Explanation:**

NVDIMM not updated.

**Response:**

The FRU callouts are calculated at the time of the failure. See the error log for the actual replacement strategy.

---

**BC5A3523****Explanation:**

NVDIMM not updated.

**Response:**

The FRU callouts are calculated at the time of the failure. See the error log for the actual replacement strategy.

---

**BC5A3524****Explanation:**

NVDIMM not updated.

**Response:**

The FRU callouts are calculated at the time of the failure. See the error log for the actual replacement strategy.

---

**BC5A3525****Explanation:**

NVDIMM not updated.

**Response:**

The FRU callouts are calculated at the time of the failure. See the error log for the actual replacement strategy.

---

**BC5A3526****Explanation:**

NVDIMM not updated.

**Response:**

The FRU callouts are calculated at the time of the failure. See the error log for the actual replacement strategy.

---

**BC5A3527****Explanation:**

NVDIMM not updated.

**Response:**

The FRU callouts are calculated at the time of the failure. See the error log for the actual replacement strategy.

---

**BC5A3528****Explanation:**

NVDIMM update started.

**Response:**

The FRU callouts are calculated at the time of the failure. See the error log for the actual replacement strategy.

---

**BC5A3529**

**Explanation:**

NVDIMM was successfully updated.

**Response:**

The FRU callouts are calculated at the time of the failure. See the error log for the actual replacement strategy.

---

**BC5A352A**

**Explanation:**

NVDIMM error generating encryption keys.

**Response:**

The FRU callouts are calculated at the time of the failure. See the error log for the actual replacement strategy.

---

**BC5A352B**

**Explanation:**

NVDIMM error erasing data image.

**Response:**

The FRU callouts are calculated at the time of the failure. See the error log for the actual replacement strategy.

---

**BC5A352C**

**Explanation:**

NVDIMM error during Catastrophic Save.

**Response:**

The FRU callouts are calculated at the time of the failure. See the error log for the actual replacement strategy.

---

**BC5A352D**

**Explanation:**

NVDIMM failed module health status check.

**Response:**

The FRU callouts are calculated at the time of the failure. See the error log for the actual replacement strategy.

---

**BC5A352E**

**Explanation:**

NVDIMM failed module health status check.

**Response:**

The FRU callouts are calculated at the time of the failure. See the error log for the actual replacement strategy.

---

**BC5A352F**

**Explanation:**

NVDIMM failed module health status check.

**Response:**

The FRU callouts are calculated at the time of the failure. See the error log for the actual replacement strategy.

---

**BC5A3538**

**Explanation:**

NVDIMM failed module health status check.

**Response:**

The FRU callouts are calculated at the time of the failure. See the error log for the actual replacement strategy.

---

**BC5A353E**

**Explanation:**

NVDIMM failed to enable event notificaitons.

**Response:**

The FRU callouts are calculated at the time of the failure. See the error log for the actual replacement strategy.

---

**BC5A353F**

**Explanation:**

NVDIMM register error.

**Response:**

The FRU callouts are calculated at the time of the failure. See the error log for the actual replacement strategy.

---

**BC5A3540**

**Explanation:**

NVDIMM encryption error.

**Response:**

The FRU callouts are calculated at the time of the failure. See the error log for the actual replacement strategy.

---

**BC5A3541**

**Explanation:**

NVDIMM register error.

**Response:**

The FRU callouts are calculated at the time of the failure. See the error log for the actual replacement strategy.

---

**BC5A3542**

**Explanation:**

NVDIMM register error.

**Response:**

The FRU callouts are calculated at the time of the failure. See the error log for the actual replacement strategy.

---

---

**BC5A3543****Explanation:**

NVDIMM encryption error.

**Response:**

The FRU callouts are calculated at the time of the failure. See the error log for the actual replacement strategy.

---

**BC5A3544****Explanation:**

NVDIMM encryption error.

**Response:**

The FRU callouts are calculated at the time of the failure. See the error log for the actual replacement strategy.

---

**BC5A3545****Explanation:**

NVDIMM encryption error.

**Response:**

The FRU callouts are calculated at the time of the failure. See the error log for the actual replacement strategy.

---

**BC5A3546****Explanation:**

NVDIMM encryption error.

**Response:**

The FRU callouts are calculated at the time of the failure. See the error log for the actual replacement strategy.

---

**BC5A3548****Explanation:**

NVDIMM encryption error.

**Response:**

The FRU callouts are calculated at the time of the failure. See the error log for the actual replacement strategy.

---

**BC5A3549****Explanation:**

NVDIMM ES health check failed.

**Response:**

The FRU callouts are calculated at the time of the failure. See the error log for the actual replacement strategy.

---

**BC5A354A****Explanation:**

NVDIMM ES health check failed.

**Response:**

The FRU callouts are calculated at the time of the failure. See the error log for the actual replacement strategy.

---

**BC5A354B****Explanation:**

NVDIMM ES health check failed.

**Response:**

The FRU callouts are calculated at the time of the failure. See the error log for the actual replacement strategy.

---

**BC5A354C****Explanation:**

NVDIMM ES health check failed.

**Response:**

The FRU callouts are calculated at the time of the failure. See the error log for the actual replacement strategy.

---

**BC5A354D****Explanation:**

NVDIMM NVM health check failed.

**Response:**

The FRU callouts are calculated at the time of the failure. See the error log for the actual replacement strategy.

---

**BC5A354E****Explanation:**

NVDIMM logging error.

**Response:**

The FRU callouts are calculated at the time of the failure. See the error log for the actual replacement strategy.

---

**BC5A354F****Explanation:**

NVDIMM logging error.

**Response:**

The FRU callouts are calculated at the time of the failure. See the error log for the actual replacement strategy.

---

**BC5A3550****Explanation:**

NVDIMM incorrect firmware slot.

**Response:**

The FRU callouts are calculated at the time of the failure. See the error log for the actual replacement strategy.

---

**BC5A3551****Explanation:**

NVDIMM error during nvdimm erase.

**Response:**

The FRU callouts are calculated at the time of the failure. See the error log for the actual replacement strategy.

---

**BC5A3552****Explanation:**

NVDIMM failed the arm precheck and is unable to arm.

**Response:**

The FRU callouts are calculated at the time of the failure. See the error log for the actual replacement strategy.

---

**BC5A3553****Explanation:**

NVDIMM failed to ARM.

**Response:**

The FRU callouts are calculated at the time of the failure. See the error log for the actual replacement strategy.

---

**BC5A3554****Explanation:**

NVDIMM requires an arm retry.

**Response:**

The FRU callouts are calculated at the time of the failure. See the error log for the actual replacement strategy.

---

**BC5A3555****Explanation:**

NVDIMM not updated.

**Response:**

The FRU callouts are calculated at the time of the failure. See the error log for the actual replacement strategy.

---

**BC5A3556****Explanation:**

NVDIMM not running latest firmware level.

**Response:**

The FRU callouts are calculated at the time of the failure. See the error log for the actual replacement strategy.

---

**BC5A3557****Explanation:**

NVDIMM erase error.

**Response:**

The FRU callouts are calculated at the time of the failure. See the error log for the actual replacement strategy.

---

**BC5A3558****Explanation:**

NVDIMM erase error.

**Response:**

The FRU callouts are calculated at the time of the failure. See the error log for the actual replacement strategy.

---

**BC5A3601****Explanation:**

A problem occurred during the IPL of the system: Invalid data length for a SCOM operation.

**Response:**

The FRU callouts are calculated at the time of the failure. See the error log for the actual replacement strategy.

---

**BC5A3602****Explanation:**

A problem occurred during the IPL of the system: Invalid target type for a SCOM operation.

**Response:**

The FRU callouts are calculated at the time of the failure. See the error log for the actual replacement strategy.

---

**BC5A3603****Explanation:**

A problem occurred during the IPL of the system: Invalid operation type for a SCOM operation.

**Response:**

The FRU callouts are calculated at the time of the failure. See the error log for the actual replacement strategy.

---

**BC5A3604****Explanation:**

A problem occurred during the IPL of the system: Invalid address for a SCOM operation.

**Response:**

The FRU callouts are calculated at the time of the failure. See the error log for the actual replacement strategy.

---

**BC5A3701****Explanation:**

Unexpected memory subsystem firmware error.

**Response:**

The FRU callouts are calculated at the time of the failure. See the error log for the actual replacement strategy.

---

**BC5A3702****Explanation:**

Unexpected memory subsystem firmware error.

**Response:**

The FRU callouts are calculated at the time of the failure. See the error log for the actual replacement strategy.

---

**BC5A3703****Explanation:**

Unexpected memory subsystem firmware error.

**Response:**

The FRU callouts are calculated at the time of the failure. See the error log for the actual replacement strategy.

---

**BC5A3704****Explanation:**

Unexpected memory subsystem firmware error.

**Response:**

The FRU callouts are calculated at the time of the failure. See the error log for the actual replacement strategy.

---

**BC5A3705****Explanation:**

Unexpected memory subsystem firmware error.

**Response:**

The FRU callouts are calculated at the time of the failure. See the error log for the actual replacement strategy.

---

**BC5A3706****Explanation:**

Unexpected memory subsystem firmware error.

**Response:**

The FRU callouts are calculated at the time of the failure. See the error log for the actual replacement strategy.

---

**BC5A3707****Explanation:**

Unexpected memory subsystem firmware error.

**Response:**

The FRU callouts are calculated at the time of the failure. See the error log for the actual replacement strategy.

---

**BC5A3708****Explanation:**

Unexpected memory subsystem firmware error.

**Response:**

The FRU callouts are calculated at the time of the failure. See the error log for the actual replacement strategy.

---

**BC5A3709****Explanation:**

Unexpected memory subsystem firmware error.

**Response:**

The FRU callouts are calculated at the time of the failure. See the error log for the actual replacement strategy.

---

**BC5A370A****Explanation:**

Unexpected memory subsystem firmware error.

**Response:**

The FRU callouts are calculated at the time of the failure. See the error log for the actual replacement strategy.

---

**BC5A3901****Explanation:**

Error occurred during system boot.

**Response:**

The FRU callouts are calculated at the time of the failure. See the error log for the actual replacement strategy.

---

**BC5A3902****Explanation:**

Error occurred during system boot.

**Response:**

The FRU callouts are calculated at the time of the failure. See the error log for the actual replacement strategy.

---

**BC5A4101****Explanation:**

A problem occurred during the IPL of the system: Internal Firmware Error.

**Response:**

The FRU callouts are calculated at the time of the failure. See the error log for the actual replacement strategy.

---

**BC5A4102****Explanation:**

A problem occurred during the IPL of the system: Internal Firmware Error.

**Response:**

The FRU callouts are calculated at the time of the failure. See the error log for the actual replacement strategy.

---

**BC5A4103****Explanation:**

Unexpected IPL firmware data format error.

**Response:**

The FRU callouts are calculated at the time of the failure. See the error log for the actual replacement strategy.

---

**BC5A4104****Explanation:**

Unexpected IPL firmware data format error.

**Response:**

The FRU callouts are calculated at the time of the failure. See the error log for the actual replacement strategy.

---

**BC5A4105****Explanation:**

Unexpected IPL firmware data format error.

**Response:**

The FRU callouts are calculated at the time of the failure. See the error log for the actual replacement strategy.

---

**BC5A4106****Explanation:**

Unsupported device found during firmware IPL.

**Response:**

The FRU callouts are calculated at the time of the failure. See the error log for the actual replacement strategy.

---

**BC5A4107****Explanation:**

Unexpected boot firmware data format error.

**Response:**

The FRU callouts are calculated at the time of the failure. See the error log for the actual replacement strategy.

---

**BC5A4108****Explanation:**

Unexpected IPL firmware data format error.

**Response:**

The FRU callouts are calculated at the time of the failure. See the error log for the actual replacement strategy.

---

**BC5A4109****Explanation:**

Unexpected IPL firmware data format error.

**Response:**

The FRU callouts are calculated at the time of the failure. See the error log for the actual replacement strategy.

---

**BC5A410A****Explanation:**

PCIE hotplug controller flash update failure.

**Response:**

The FRU callouts are calculated at the time of the failure. See the error log for the actual replacement strategy.

---

**BC5A410B****Explanation:**

PCIE hotplug controller flash update failure.

**Response:**

The FRU callouts are calculated at the time of the failure. See the error log for the actual replacement strategy.

---

**BC5A410C****Explanation:**

A problem occurred during the IPL of the system: Internal Firmware Error.

**Response:**

The FRU callouts are calculated at the time of the failure. See the error log for the actual replacement strategy.

---

**BC5A410D****Explanation:**

Unexpected IPL firmware data format error.

**Response:**

The FRU callouts are calculated at the time of the failure. See the error log for the actual replacement strategy.

---

**BC5A430C****Explanation:**

A problem occurred during IPL of the system.

**Response:**

The FRU callouts are calculated at the time of the failure. See the error log for the actual replacement strategy.

---

**BC5A430D****Explanation:**

A problem occurred during IPL of the system.

**Response:**

The FRU callouts are calculated at the time of the failure. See the error log for the actual replacement strategy.

---

**BC5A430E****Explanation:**

A problem occurred during IPL of the system.

**Response:**

The FRU callouts are calculated at the time of the failure. See the error log for the actual replacement strategy.

---

**BC5A430F****Explanation:**



A problem occurred during IPL of the system.

**Response:**

The FRU callouts are calculated at the time of the failure. See the error log for the actual replacement strategy.

---

**BC5A43FB**

**Explanation:**

Informational log associated with DIMM updates.

**Response:**

The FRU callouts are calculated at the time of the failure. See the error log for the actual replacement strategy.

---

**BC5A43FC**

**Explanation:**

Informational log associated with DIMM updates.

**Response:**

The FRU callouts are calculated at the time of the failure. See the error log for the actual replacement strategy.

---

**BC5A43FD**

**Explanation:**

Informational log associated with DIMM updates.

**Response:**

The FRU callouts are calculated at the time of the failure. See the error log for the actual replacement strategy.

---

**BC5A43FE**

**Explanation:**

Informational log associated with DIMM updates.

**Response:**

The FRU callouts are calculated at the time of the failure. See the error log for the actual replacement strategy.

---

**BC5A4601**

**Explanation:**

A problem occurred during the IPL of the system.

**Response:**

The FRU callouts are calculated at the time of the failure. See the error log for the actual replacement strategy.

---

**BC5A4705**

**Explanation:**

A problem occurred during the IPL of the system.

**Response:**

The FRU callouts are calculated at the time of the failure. See the error log for the actual replacement strategy.

---

**BC5A4708**

**Explanation:**

A problem occurred during the IPL of the system.

**Response:**

The FRU callouts are calculated at the time of the failure. See the error log for the actual replacement strategy.

---

**BC5A9001**

**Explanation:**

Firmware encountered an internal error while retrieving target data.

**Response:**

The FRU callouts are calculated at the time of the failure. See the error log for the actual replacement strategy.

---

**BC5A9002**

**Explanation:**

Firmware encountered an internal error while retrieving target data.

**Response:**

The FRU callouts are calculated at the time of the failure. See the error log for the actual replacement strategy.

---

**BC5A9003**

**Explanation:**

Firmware encountered an internal error while retrieving attribute data.

**Response:**

The FRU callouts are calculated at the time of the failure. See the error log for the actual replacement strategy.

---

**BC5A9004**

**Explanation:**

Firmware encountered an internal error while retrieving attribute data.

**Response:**

The FRU callouts are calculated at the time of the failure. See the error log for the actual replacement strategy.

---

**BC5A9005**

**Explanation:**

Firmware encountered an internal error.

**Response:**

The FRU callouts are calculated at the time of the failure. See the error log for the actual replacement strategy.

---

**BC5A9006**

**Explanation:**

Firmware encountered an internal error while retrieving target data.

**Response:**

The FRU callouts are calculated at the time of the failure. See the error log for the actual replacement strategy.

---

**BC5A900A****Explanation:**

Firmware encountered an internal error.

**Response:**

The FRU callouts are calculated at the time of the failure. See the error log for the actual replacement strategy.

---

**BC5A900B****Explanation:**

Firmware encountered an internal error.

**Response:**

The FRU callouts are calculated at the time of the failure. See the error log for the actual replacement strategy.

---

**BC5A900D****Explanation:**

Firmware encountered an internal error.

**Response:**

The FRU callouts are calculated at the time of the failure. See the error log for the actual replacement strategy.

---

**BC5A900E****Explanation:**

Firmware encountered an internal error.

**Response:**

The FRU callouts are calculated at the time of the failure. See the error log for the actual replacement strategy.

---

**BC5A900F****Explanation:**

Firmware encountered an internal error.

**Response:**

The FRU callouts are calculated at the time of the failure. See the error log for the actual replacement strategy.

---

**BC5A9010****Explanation:**

Firmware encountered an internal error.

**Response:**

The FRU callouts are calculated at the time of the failure. See the error log for the actual replacement strategy.

---

**BC5A9011****Explanation:**

During processor/memory subsystem initialization, an error was encountered: Failed trying to add another entry to a mainstore area address range array.

**Response:**

The FRU callouts are calculated at the time of the failure. See the error log for the actual replacement strategy.

---

**BC5A9012****Explanation:**

During processor/memory subsystem initialization, an error was encountered: Attempted to add a RAM FRU for an invalid mainstore area.

**Response:**

The FRU callouts are calculated at the time of the failure. See the error log for the actual replacement strategy.

---

**BC5A9014****Explanation:**

Firmware encountered an internal error while retrieving target handle.

**Response:**

The FRU callouts are calculated at the time of the failure. See the error log for the actual replacement strategy.

---

**BC5A9015****Explanation:**

Firmware encountered an internal error.

**Response:**

The FRU callouts are calculated at the time of the failure. See the error log for the actual replacement strategy.

---

**BC5A9016****Explanation:**

Firmware encountered an internal error.

**Response:**

The FRU callouts are calculated at the time of the failure. See the error log for the actual replacement strategy.

---

**BC5A9017****Explanation:**

Firmware encountered an internal error.

**Response:**

The FRU callouts are calculated at the time of the failure. See the error log for the actual replacement strategy.

---

**BC5A9018****Explanation:**

Firmware encountered an internal error.

**Response:**

The FRU callouts are calculated at the time of the failure. See the error log for the actual replacement strategy.

---

**BC5A9019****Explanation:**

Firmware encountered an internal error.

**Response:**

The FRU callouts are calculated at the time of the failure. See the error log for the actual replacement strategy.

---

**BC5A901A****Explanation:**

Firmware encountered an internal error.

**Response:**

The FRU callouts are calculated at the time of the failure. See the error log for the actual replacement strategy.

---

**BC5A901B****Explanation:**

Firmware encountered an internal error.

**Response:**

The FRU callouts are calculated at the time of the failure. See the error log for the actual replacement strategy.

---

**BC5A901C****Explanation:**

Firmware encountered an internal error.

**Response:**

The FRU callouts are calculated at the time of the failure. See the error log for the actual replacement strategy.

---

**BC5A901E****Explanation:**

Firmware encountered an internal error while getting obus brick ID.

**Response:**

The FRU callouts are calculated at the time of the failure. See the error log for the actual replacement strategy.

---

**BC5A901F****Explanation:**

Firmware encountered an internal error while getting obus frequency bucket.

**Response:**

The FRU callouts are calculated at the time of the failure. See the error log for the actual replacement strategy.

---

**BC5A9020****Explanation:**

Firmware encountered an internal error while finding proc model and ec.

**Response:**

The FRU callouts are calculated at the time of the failure. See the error log for the actual replacement strategy.

---

**BC5A9021****Explanation:**

Firmware encountered an internal error while retrieving obus pll frequency values.

**Response:**

The FRU callouts are calculated at the time of the failure. See the error log for the actual replacement strategy.

---

**BC5AE504****Explanation:**

During processor/memory subsystem initialization, an error was encountered: CEC hardware failure detected.

**Response:**

The FRU callouts are calculated at the time of the failure. See the error log for the actual replacement strategy.

---

**BC5AE540****Explanation:**

During processor/memory subsystem initialization, an error was encountered: CEC hardware failure detected. Cause is most likely hardware, but there are other callouts including Software or Next Level Support.

**Response:**

The FRU callouts are calculated at the time of the failure. See the error log for the actual replacement strategy.

---

**BC5AE550****Explanation:**

During processor/memory subsystem initialization, an error was encountered: CEC hardware failure detected. Cause is most likely Software, but there are also Hardware callouts.

**Response:**

The FRU callouts are calculated at the time of the failure. See the error log for the actual replacement strategy.

---

**BC5AE560****Explanation:**

During processor/memory subsystem initialization, an error was encountered: CEC hardware failure detected. Cause is most likely Software.

**Response:**

The FRU callouts are calculated at the time of the failure. See the error log for the actual replacement strategy.

---

**BC5AE570****Explanation:**

During processor/memory subsystem initialization, an error was encountered: An errorlog containing extra FFDC collected by the HWP.

**Response:**

The FRU callouts are calculated at the time of the failure. See the error log for the actual replacement strategy.

---

**BC5AE580****Explanation:**

Chip diagnosis did not find any chip with an attention.

**Response:**

The FRU callouts are calculated at the time of the failure. See the error log for the actual replacement strategy.

---

**BC5AE582****Explanation:**

During processor/memory subsystem initialization, an error was encountered: Invalid configuration in CS FIR Data handling.

**Response:**

The FRU callouts are calculated at the time of the failure. See the error log for the actual replacement strategy.

---

**BC5AE583****Explanation:**

During processor/memory subsystem initialization, an error was encountered: NULL system target.

**Response:**

The FRU callouts are calculated at the time of the failure. See the error log for the actual replacement strategy.

---

**BC5C0102****Explanation:**

During processor/memory subsystem initialization, an error was encountered.

**Response:**

The FRU callouts are calculated at the time of the failure. Examine the error log for the actual replacement strategy.

---

**BC5C0103****Explanation:**

During processor/memory subsystem initialization, an error was encountered.

**Response:**

The FRU callouts are calculated at the time of the failure. Examine the error log for the actual replacement strategy.

---

**BC5C0104****Explanation:**

During processor/memory subsystem initialization, an error was encountered.

**Response:**

The FRU callouts are calculated at the time of the failure. Examine the error log for the actual replacement strategy.

---

**BC5C0105****Explanation:**

During processor/memory subsystem initialization, an error was encountered.

**Response:**

The FRU callouts are calculated at the time of the failure. Examine the error log for the actual replacement strategy.

---

**BC5C0107****Explanation:**

During processor/memory subsystem initialization, an error was encountered.

**Response:**

The FRU callouts are calculated at the time of the failure. Examine the error log for the actual replacement strategy.

---

**BC5C0202****Explanation:**

During processor/memory subsystem initialization, an error was encountered: A device driver operation was attempted for which no driver has been registered.

**Response:**

The FRU callouts are calculated at the time of the failure. See the error log for the actual replacement strategy.

---

**BC5C0203****Explanation:**

During processor/memory subsystem initialization, an error was encountered: A device driver operation on a NULL target.

**Response:**

The FRU callouts are calculated at the time of the failure. See the error log for the actual replacement strategy.

---

**BC5C0204****Explanation:**

During processor/memory subsystem initialization, an error was encountered: A double registration was attempted with the routing framework.

**Response:**

The FRU callouts are calculated at the time of the failure. See the error log for the actual replacement strategy.

---

**BC5C0301**

**Explanation:**

During processor/memory subsystem initialization, an error was encountered: The provided address is over 32 bits long which makes it invalid.

**Response:**

The FRU callouts are calculated at the time of the failure. See the error log for the actual replacement strategy.

---

**BC5C0302**

**Explanation:**

During processor/memory subsystem initialization, an error was encountered.

**Response:**

The FRU callouts are calculated at the time of the failure. Examine the error log for the actual replacement strategy.

---

**BC5C0303**

**Explanation:**

During processor/memory subsystem initialization, an error was encountered.

**Response:**

The FRU callouts are calculated at the time of the failure. Examine the error log for the actual replacement strategy.

---

**BC5C0305**

**Explanation:**

During processor/memory subsystem initialization, an error was encountered: Indirect SCOM Read error.

**Response:**

The FRU callouts are calculated at the time of the failure. See the error log for the actual replacement strategy.

---

**BC5C0306**

**Explanation:**

During processor/memory subsystem initialization, an error was encountered: Indirect SCOM complete bit did not come on.

**Response:**

The FRU callouts are calculated at the time of the failure. See the error log for the actual replacement strategy.

---

**BC5C0307**

**Explanation:**

During processor/memory subsystem initialization, an error was encountered: Indirect SCOM Write failed for this address.

**Response:**

The FRU callouts are calculated at the time of the failure. See the error log for the actual replacement strategy.

---

**BC5C0308**

**Explanation:**

During processor/memory subsystem initialization, an error was encountered: Indirect SCOM complete bit did not come on.

**Response:**

The FRU callouts are calculated at the time of the failure. See the error log for the actual replacement strategy.

---

**BC5C0309**

**Explanation:**

During processor/memory subsystem initialization, an error was encountered: Scm Translate not supported for this type.

**Response:**

The FRU callouts are calculated at the time of the failure. See the error log for the actual replacement strategy.

---

**BC5C030A**

**Explanation:**

During processor/memory subsystem initialization, an error was encountered: Scm Translation did not modify the address.

**Response:**

The FRU callouts are calculated at the time of the failure. See the error log for the actual replacement strategy.

---

**BC5C030C**

**Explanation:**

Firmware error during system IPL.

**Response:**

The FRU callouts are calculated at the time of the failure. See the error log for the actual replacement strategy.

---

**BC5C030D**

**Explanation:**

Firmware error during system IPL.

**Response:**

The FRU callouts are calculated at the time of the failure. See the error log for the actual replacement strategy.

---

**BC5C030E****Explanation:**

A problem occurred during the IPL of the system.

**Response:**

The FRU callouts are calculated at the time of the failure. See the error log for the actual replacement strategy.

---

**BC5C030F****Explanation:**

During processor/memory subsystem initialization, an error was encountered: Bits 0:11 in user supplied data is not zero.

**Response:**

The FRU callouts are calculated at the time of the failure. See the error log for the actual replacement strategy.

---

**BC5C0310****Explanation:**

During processor/memory subsystem initialization, an error was encountered: No read op on form 1 indirect scom.

**Response:**

The FRU callouts are calculated at the time of the failure. See the error log for the actual replacement strategy.

---

**BC5C0311****Explanation:**

During processor/memory subsystem initialization, an error was encountered: Hypervisor wakeup failed.

**Response:**

The FRU callouts are calculated at the time of the failure. See the error log for the actual replacement strategy.

---

**BC5C0312****Explanation:**

During processor/memory subsystem initialization, an error was encountered: SCOM runtime interface not linked.

**Response:**

The FRU callouts are calculated at the time of the failure. See the error log for the actual replacement strategy.

---

**BC5C0313****Explanation:**

During processor/memory subsystem initialization, an error was encountered: Disabling special wakeup when not enabled.

**Response:**

The FRU callouts are calculated at the time of the failure. See the error log for the actual replacement strategy.

---

**BC5C0314****Explanation:**

During processor/memory subsystem initialization, an error was encountered: Scom Translate not supported for this type.

**Response:**

The FRU callouts are calculated at the time of the failure. See the error log for the actual replacement strategy.

---

**BC5C0315****Explanation:**

During processor/memory subsystem initialization, an error was encountered: Error from Hypervisor attempting SCOM.

**Response:**

The FRU callouts are calculated at the time of the failure. See the error log for the actual replacement strategy.

---

**BC5C0316****Explanation:**

During processor/memory subsystem initialization, an error was encountered: Buffer size is less than allowed or NULL data buffer.

**Response:**

The FRU callouts are calculated at the time of the failure. See the error log for the actual replacement strategy.

---

**BC5C0317****Explanation:**

During processor/memory subsystem initialization, an error was encountered: Scom invalid operation type.

**Response:**

The FRU callouts are calculated at the time of the failure. See the error log for the actual replacement strategy.

---

**BC5C0318****Explanation:**

Secure Boot failure.

**Response:**

The FRU callouts are calculated at the time of the failure. See the error log for the actual replacement strategy.

---

**BC5C0319****Explanation:**

Secure Boot failure.

**Response:**

The FRU callouts are calculated at the time of the failure. See the error log for the actual replacement strategy.

---

**BC5C031A****Explanation:**

Secure Boot failure.

**Response:**

The FRU callouts are calculated at the time of the failure. See the error log for the actual replacement strategy.

---

**BC5C031B****Explanation:**

Secure Boot failure.

**Response:**

The FRU callouts are calculated at the time of the failure. See the error log for the actual replacement strategy.

---

**BC5C031C****Explanation:**

Secure Boot failure.

**Response:**

The FRU callouts are calculated at the time of the failure. See the error log for the actual replacement strategy.

---

**BC5C031D****Explanation:**

During processor/memory subsystem initialization, an error was encountered: Invalid mode parm for wakeup operation.

**Response:**

The FRU callouts are calculated at the time of the failure. See the error log for the actual replacement strategy.

---

**BC5C031E****Explanation:**

During processor/memory subsystem initialization, an error was encountered: Unexpectedly forcing wakeup off when the counter is non-zero, implies a bug in the code flow.

**Response:**

The FRU callouts are calculated at the time of the failure. See the error log for the actual replacement strategy.

---

**BC5C031F****Explanation:**

During processor/memory subsystem initialization, an error was encountered: Unsupported multicast op.

**Response:**

The FRU callouts are calculated at the time of the failure. See the error log for the actual replacement strategy.

---

**BC5C0401****Explanation:**

During processor/memory subsystem initialization, an error was encountered: XSCoM access error.

**Response:**

The FRU callouts are calculated at the time of the failure. See the error log for the actual replacement strategy.

---

**BC5C0402****Explanation:**

During processor/memory subsystem initialization, an error was encountered.

**Response:**

The FRU callouts are calculated at the time of the failure. Examine the error log for the actual replacement strategy.

---

**BC5C0403****Explanation:**

During processor/memory subsystem initialization, an error was encountered.

**Response:**

The FRU callouts are calculated at the time of the failure. Examine the error log for the actual replacement strategy.

---

**BC5C0404****Explanation:**

During processor/memory subsystem initialization, an error was encountered.

**Response:**

The FRU callouts are calculated at the time of the failure. Examine the error log for the actual replacement strategy.

---

**BC5C0405****Explanation:**

A problem occurred during the IPL of the system.

**Response:**

The FRU callouts are calculated at the time of the failure. See the error log for the actual replacement strategy.

---

**BC5C0406****Explanation:**

During processor/memory subsystem initialization, an error was encountered.

**Response:**

The FRU callouts are calculated at the time of the failure. Examine the error log for the actual replacement strategy.

---

**BC5C0407**

**Explanation:**

During processor/memory subsystem initialization, an error was encountered.

**Response:**

The FRU callouts are calculated at the time of the failure. Examine the error log for the actual replacement strategy.

---

**BC5C0501**

**Explanation:**

During processor/memory subsystem initialization, an error was encountered: Initialization Service failed to start a task.

**Response:**

The FRU callouts are calculated at the time of the failure. See the error log for the actual replacement strategy.

---

**BC5C0502**

**Explanation:**

During processor/memory subsystem initialization, an error was encountered: Initialization Service attempted to start a function within a module but the function failed to launch.

**Response:**

The FRU callouts are calculated at the time of the failure. See the error log for the actual replacement strategy.

---

**BC5C0503**

**Explanation:**

During processor/memory subsystem initialization, an error was encountered: One or more CxxTest Unit Tests failed.

**Response:**

The FRU callouts are calculated at the time of the failure. See the error log for the actual replacement strategy.

---

**BC5C0504**

**Explanation:**

During processor/memory subsystem initialization, an error was encountered: Could not FLUSH virtual memory.

**Response:**

The FRU callouts are calculated at the time of the failure. See the error log for the actual replacement strategy.

---

**BC5C0505**

**Explanation:**

During processor/memory subsystem initialization, an error was encountered: Initialization Service launched a task and the task returned an error.

**Response:**

The FRU callouts are calculated at the time of the failure. See the error log for the actual replacement strategy.

---

**BC5C0506**

**Explanation:**

During processor/memory subsystem initialization, an error was encountered: Initialization Service launched a function and the task returned an error.

**Response:**

The FRU callouts are calculated at the time of the failure. See the error log for the actual replacement strategy.

---

**BC5C0507**

**Explanation:**

During processor/memory subsystem initialization, an error was encountered: Initialization Service failed to load a module needed to load a function or task. UserDetails will contain the name of the function or task.

**Response:**

The FRU callouts are calculated at the time of the failure. See the error log for the actual replacement strategy.

---

**BC5C0508**

**Explanation:**

During processor/memory subsystem initialization, an error was encountered: Request to send Istep Complete msg to Fsp, but no outstanding message from service processor found.

**Response:**

The FRU callouts are calculated at the time of the failure. See the error log for the actual replacement strategy.

---

**BC5C0509**

**Explanation:**

During processor/memory subsystem initialization, an error was encountered: IStep failed and HW deconfigured. Looped back to an earlier istep (Reconfigure loop).

**Response:**



The FRU callouts are calculated at the time of the failure. See the error log for the actual replacement strategy.

---

**BC5C050A****Explanation:**

A hardware error occurred during the IPL. See previous logs for details.

**Response:**

The FRU callouts are calculated at the time of the failure. See the error log for the actual replacement strategy.

---

**BC5C050B****Explanation:**

During processor/memory subsystem initialization, an error was encountered: Received shutdown request from service processor.

**Response:**

The FRU callouts are calculated at the time of the failure. See the error log for the actual replacement strategy.

---

**BC5C050C****Explanation:**

A problem occurred during the IPL of the system.

**Response:**

The FRU callouts are calculated at the time of the failure. See the error log for the actual replacement strategy.

---

**BC5C050D****Explanation:**

During processor/memory subsystem initialization, an error was encountered: Istep messaged received by non-master node.

**Response:**

The FRU callouts are calculated at the time of the failure. See the error log for the actual replacement strategy.

---

**BC5C050F****Explanation:**

A reconfigure loop is being induced for testing purposes.

**Response:**

The FRU callouts are calculated at the time of the failure. See the error log for the actual replacement strategy.

---

**BC5C0510****Explanation:**

During processor/memory subsystem initialization, an error was encountered: Received shutdown request due to deconfigure outside of reconfig loop.

**Response:**

The FRU callouts are calculated at the time of the failure. See the error log for the actual replacement strategy.

---

**BC5C0511****Explanation:**

An internal firmware error occurred.

**Response:**

The FRU callouts are calculated at the time of the failure. See the error log for the actual replacement strategy.

---

**BC5C0512****Explanation:**

Node is no longer accepting istep requests.

**Response:**

The FRU callouts are calculated at the time of the failure. See the error log for the actual replacement strategy.

---

**BC5C0516****Explanation:**

Firmware error during boot.

**Response:**

The FRU callouts are calculated at the time of the failure. See the error log for the actual replacement strategy.

---

**BC5C0601****Explanation:**

A problem occurred while accessing the boot flash.

**Response:**

The FRU callouts are calculated at the time of the failure. See the error log for the actual replacement strategy.

---

**BC5C0602****Explanation:**

A problem occurred while accessing the boot flash.

**Response:**

The FRU callouts are calculated at the time of the failure. See the error log for the actual replacement strategy.

---

**BC5C0603****Explanation:**

During processor/memory subsystem initialization, an error was encountered: invalid section passed to flush.

**Response:**

The FRU callouts are calculated at the time of the failure. See the error log for the actual replacement strategy.

---

**BC5C0604**

**Explanation:**

A problem occurred while initializing secure PNOR.

**Response:**

The FRU callouts are calculated at the time of the failure. See the error log for the actual replacement strategy.

---

**BC5C0605****Explanation:**

Processor NOR flash: A problem occurred while accessing the boot flash.

**Response:**

The FRU callouts are calculated at the time of the failure. See the error log for the actual replacement strategy.

---

**BC5C0606****Explanation:**

A problem occurred while accessing the boot flash.

**Response:**

The FRU callouts are calculated at the time of the failure. See the error log for the actual replacement strategy.

---

**BC5C0607****Explanation:**

During processor/memory subsystem initialization, an error was encountered: SfcIBM::hwReset> Unsupported Reset Level requested.

**Response:**

The FRU callouts are calculated at the time of the failure. See the error log for the actual replacement strategy.

---

**BC5C0608****Explanation:**

LPC bus error communicating with the BMC.

**Response:**

The FRU callouts are calculated at the time of the failure. See the error log for the actual replacement strategy.

---

**BC5C0609****Explanation:**

A problem occurred while accessing the boot flash.

**Response:**

The FRU callouts are calculated at the time of the failure. See the error log for the actual replacement strategy.

---

**BC5C060B****Explanation:**

Hardware error accessing flash during IPL.

**Response:**

The FRU callouts are calculated at the time of the failure. See the error log for the actual replacement strategy.

---

**BC5C060C****Explanation:**

Fail verifying Flash File System (FFS) Header on Master Candidate Processor NOR flash Table of Contents

**Response:**

The FRU callouts are calculated at the time of the failure. See the error log for the actual replacement strategy.

---

**BC5C0610****Explanation:**

A problem occurred while accessing the boot flash.

**Response:**

The FRU callouts are calculated at the time of the failure. See the error log for the actual replacement strategy.

---

**BC5C0612****Explanation:**

Hardware error accessing flash during IPL.

**Response:**

The FRU callouts are calculated at the time of the failure. See the error log for the actual replacement strategy.

---

**BC5C0614****Explanation:**

Firmware error accessing flash during IPL.

**Response:**

The FRU callouts are calculated at the time of the failure. See the error log for the actual replacement strategy.

---

**BC5C0615****Explanation:**

BMC not responding while accessing the flash.

**Response:**

The FRU callouts are calculated at the time of the failure. See the error log for the actual replacement strategy.

---

**BC5C0616****Explanation:**

Error accessing system firmware flash.

**Response:**

The FRU callouts are calculated at the time of the failure. See the error log for the actual replacement strategy.

---

**BC5C0617****Explanation:**

Error accessing system firmware flash.

**Response:**

The FRU callouts are calculated at the time of the failure. See the error log for the actual replacement strategy.

---

**BC5C0619**

**Explanation:**

A problem occurred while reading Processor NOR flash partition table.

**Response:**

The FRU callouts are calculated at the time of the failure. See the error log for the actual replacement strategy.

---

**BC5C061B**

**Explanation:**

During processor/memory subsystem initialization, an error was encountered: invalid section passed to getSectionInfo or section prohibited by secureboot.

**Response:**

The FRU callouts are calculated at the time of the failure. See the error log for the actual replacement strategy.

---

**BC5C061C**

**Explanation:**

During processor/memory subsystem initialization, an error was encountered: UNCORRECTABLE ECC.

**Response:**

The FRU callouts are calculated at the time of the failure. See the error log for the actual replacement strategy.

---

**BC5C061D**

**Explanation:**

During processor/memory subsystem initialization, an error was encountered: section size is zero.

**Response:**

The FRU callouts are calculated at the time of the failure. See the error log for the actual replacement strategy.

---

**BC5C061E**

**Explanation:**

Failed to remove pages.

**Response:**

The FRU callouts are calculated at the time of the failure. See the error log for the actual replacement strategy.

---

**BC5C061F**

**Explanation:**

Error accessing system firmware flash.

**Response:**

The FRU callouts are calculated at the time of the failure. See the error log for the actual replacement strategy.

---

**BC5C0620**

**Explanation:**

Error accessing system firmware flash.

**Response:**

The FRU callouts are calculated at the time of the failure. See the error log for the actual replacement strategy.

---

**BC5C0621**

**Explanation:**

During processor/memory subsystem initialization, an error was encountered: Non ECC protected section is passed to fixECC.

**Response:**

The FRU callouts are calculated at the time of the failure. See the error log for the actual replacement strategy.

---

**BC5C0622**

**Explanation:**

A problem occurred while reading Processor NOR flash partition table.

**Response:**

The FRU callouts are calculated at the time of the failure. See the error log for the actual replacement strategy.

---

**BC5C0623**

**Explanation:**

A problem occurred while reading Processor NOR flash partition table.

**Response:**

The FRU callouts are calculated at the time of the failure. See the error log for the actual replacement strategy.

---

**BC5C0627**

**Explanation:**

A problem occurred while accessing the boot flash.

**Response:**

The FRU callouts are calculated at the time of the failure. See the error log for the actual replacement strategy.

---

**BC5C0629**

**Explanation:**

No valid Table of Contents (TOC) found for Processor NOR flash.

**Response:**

The FRU callouts are calculated at the time of the failure. See the error log for the actual replacement strategy.

---

**BC5C062A****Explanation:**

Error accessing system firmware flash.

**Response:**

The FRU callouts are calculated at the time of the failure. See the error log for the actual replacement strategy.

---

**BC5C062B****Explanation:**

A problem occurred while reading Processor NOR flash partition table.

**Response:**

The FRU callouts are calculated at the time of the failure. See the error log for the actual replacement strategy.

---

**BC5C062C****Explanation:**

A problem occurred while reading Processor NOR flash partition table.

**Response:**

The FRU callouts are calculated at the time of the failure. See the error log for the actual replacement strategy.

---

**BC5C062D****Explanation:**

A problem occurred while reading Processor NOR flash partition table.

**Response:**

The FRU callouts are calculated at the time of the failure. See the error log for the actual replacement strategy.

---

**BC5C062F****Explanation:**

Firmware level mismatch.

**Response:**

The FRU callouts are calculated at the time of the failure. See the error log for the actual replacement strategy.

---

**BC5C0630****Explanation:**

Secureboot key transition failure.

**Response:**

The FRU callouts are calculated at the time of the failure. See the error log for the actual replacement strategy.

---

**BC5C0631****Explanation:**

Firmware Error.

**Response:**

The FRU callouts are calculated at the time of the failure. See the error log for the actual replacement strategy.

---

**BC5C0632****Explanation:**

BMC not responding while accessing the flash.

**Response:**

The FRU callouts are calculated at the time of the failure. See the error log for the actual replacement strategy.

---

**BC5C0633****Explanation:**

BMC not responding while accessing the flash.

**Response:**

The FRU callouts are calculated at the time of the failure. See the error log for the actual replacement strategy.

---

**BC5C0634****Explanation:**

Security failure: unable to securely load requested firmware.

**Response:**

The FRU callouts are calculated at the time of the failure. See the error log for the actual replacement strategy.

---

**BC5C0635****Explanation:**

A problem occurred within the security subsystem.

**Response:**

The FRU callouts are calculated at the time of the failure. See the error log for the actual replacement strategy.

---

**BC5C0636****Explanation:**

A problem occurred within the security subsystem.

**Response:**

The FRU callouts are calculated at the time of the failure. See the error log for the actual replacement strategy.

---

**BC5C0637****Explanation:**

A problem occurred within the security subsystem.

**Response:**

The FRU callouts are calculated at the time of the failure. See the error log for the actual replacement strategy.

---

**BC5C0638****Explanation:**

Failure in security subsystem.

**Response:**

The FRU callouts are calculated at the time of the failure. See the error log for the actual replacement strategy.

---

**BC5C0639****Explanation:**

Platform Security Error.

**Response:**

The FRU callouts are calculated at the time of the failure. See the error log for the actual replacement strategy.

---

**BC5C063A****Explanation:**

Failure in security subsystem.

**Response:**

The FRU callouts are calculated at the time of the failure. See the error log for the actual replacement strategy.

---

**BC5C063B****Explanation:**

Failure in security subsystem.

**Response:**

The FRU callouts are calculated at the time of the failure. See the error log for the actual replacement strategy.

---

**BC5C063C****Explanation:**

Failure in security subsystem.

**Response:**

The FRU callouts are calculated at the time of the failure. See the error log for the actual replacement strategy.

---

**BC5C063D****Explanation:**

A problem occurred while reading Processor NOR flash partition table.

**Response:**

The FRU callouts are calculated at the time of the failure. See the error log for the actual replacement strategy.

---

**BC5C0702****Explanation:**

A problem occurred during the IPL of the system.

**Response:**

The FRU callouts are calculated at the time of the failure. See the error log for the actual replacement strategy.

---

**BC5C0703****Explanation:**

During processor/memory subsystem initialization, an error was encountered: Timed out waiting for data in FIFO to read.

**Response:**

The FRU callouts are calculated at the time of the failure. See the error log for the actual replacement strategy.

---

**BC5C0705****Explanation:**

During processor/memory subsystem initialization, an error was encountered: Timed out waiting for command complete.

**Response:**

The FRU callouts are calculated at the time of the failure. See the error log for the actual replacement strategy.

---

**BC5C0706****Explanation:**

A problem occurred during the IPL of the system: An error was found in the I2C status register.

**Response:**

The FRU callouts are calculated at the time of the failure. See the error log for the actual replacement strategy.

---

**BC5C0707****Explanation:**

During processor/memory subsystem initialization, an error was encountered: Master Sentinel chip was used as a target for an I2C operation. This is not permitted.

**Response:**

The FRU callouts are calculated at the time of the failure. See the error log for the actual replacement strategy.

---

**BC5C070A****Explanation:**

A problem occurred during the IPL of the system.

**Response:**

The FRU callouts are calculated at the time of the failure. See the error log for the actual replacement strategy.

---

**BC5C070B****Explanation:**

A problem occurred during the IPL of the system: A NACK error was found in the I2C Status register.

**Response:**

The FRU callouts are calculated at the time of the failure. See the error log for the actual replacement strategy.

---

**BC5C070C**

**Explanation:**

A problem occurred during the IPL of the system: A Bus Arbitration Lost error was found in the I2C status register.

**Response:**

The FRU callouts are calculated at the time of the failure. See the error log for the actual replacement strategy.

---

**BC5C070D**

**Explanation:**

During processor/memory subsystem initialization, an error was encountered: I2C read/write interface not linked.

**Response:**

The FRU callouts are calculated at the time of the failure. See the error log for the actual replacement strategy.

---

**BC5C070E**

**Explanation:**

During processor/memory subsystem initialization, an error was encountered: I2C access error.

**Response:**

The FRU callouts are calculated at the time of the failure. See the error log for the actual replacement strategy.

---

**BC5C070F**

**Explanation:**

During processor/memory subsystem initialization, an error was encountered: I2C offset length is invalid.

**Response:**

The FRU callouts are calculated at the time of the failure. See the error log for the actual replacement strategy.

---

**BC5C0710**

**Explanation:**

During processor/memory subsystem initialization, an error was encountered: There was an error retrieving the EEPROM page mutex for this i2c master engine.

**Response:**

The FRU callouts are calculated at the time of the failure. See the error log for the actual replacement strategy.

---

**BC5C0711**

**Explanation:**

During processor/memory subsystem initialization, an error was encountered: Invalid page requested.

**Response:**

The FRU callouts are calculated at the time of the failure. See the error log for the actual replacement strategy.

---

**BC5C0712**

**Explanation:**

During processor/memory subsystem initialization, an error was encountered: I2C master encountered an error while trying to unlock the eepromPage.

**Response:**

The FRU callouts are calculated at the time of the failure. See the error log for the actual replacement strategy.

---

**BC5C0713**

**Explanation:**

A problem occurred during the IPL of the system.

**Response:**

The FRU callouts are calculated at the time of the failure. See the error log for the actual replacement strategy.

---

**BC5C0714**

**Explanation:**

Unexpected boot firmware error.

**Response:**

The FRU callouts are calculated at the time of the failure. See the error log for the actual replacement strategy.

---

**BC5C0715**

**Explanation:**

Unexpected boot firmware error.

**Response:**

The FRU callouts are calculated at the time of the failure. See the error log for the actual replacement strategy.

---

**BC5C0716**

**Explanation:**

Firmware error during boot.

**Response:**

The FRU callouts are calculated at the time of the failure. See the error log for the actual replacement strategy.

---

**BC5C0717**

**Explanation:**

Firmware error during boot.

**Response:**

The FRU callouts are calculated at the time of the failure. See the error log for the actual replacement strategy.

---

**BC5C0718****Explanation:**

Unexpected firmware error.

**Response:**

The FRU callouts are calculated at the time of the failure. See the error log for the actual replacement strategy.

---

**BC5C0719****Explanation:**

Unexpected firmware error.

**Response:**

The FRU callouts are calculated at the time of the failure. See the error log for the actual replacement strategy.

---

**BC5C071A****Explanation:**

Unexpected firmware error.

**Response:**

The FRU callouts are calculated at the time of the failure. See the error log for the actual replacement strategy.

---

**BC5C071B****Explanation:**

Unexpected firmware error.

**Response:**

The FRU callouts are calculated at the time of the failure. See the error log for the actual replacement strategy.

---

**BC5C071C****Explanation:**

Unexpected firmware error.

**Response:**

The FRU callouts are calculated at the time of the failure. See the error log for the actual replacement strategy.

---

**BC5C071D****Explanation:**

Unexpected firmware error.

**Response:**

The FRU callouts are calculated at the time of the failure. See the error log for the actual replacement strategy.

---

**BC5C0801****Explanation:**

During processor/memory subsystem initialization, an error was encountered: Could not load/unload module.

**Response:**

The FRU callouts are calculated at the time of the failure. See the error log for the actual replacement strategy.

---

**BC5C0803****Explanation:**

During processor/memory subsystem initialization, an error was encountered: Could not allocate virtual memory.

**Response:**

The FRU callouts are calculated at the time of the failure. See the error log for the actual replacement strategy.

---

**BC5C0804****Explanation:**

During processor/memory subsystem initialization, an error was encountered: Could not set permissions on virtual memory.

**Response:**

The FRU callouts are calculated at the time of the failure. See the error log for the actual replacement strategy.

---

**BC5C0805****Explanation:**

During processor/memory subsystem initialization, an error was encountered: Module does not exist.

**Response:**

The FRU callouts are calculated at the time of the failure. See the error log for the actual replacement strategy.

---

**BC5C0806****Explanation:**

During processor/memory subsystem initialization, an error was encountered: Module is not a data module.

**Response:**

The FRU callouts are calculated at the time of the failure. See the error log for the actual replacement strategy.

---

**BC5C0807****Explanation:**

A problem was detected during the IPL of the system: Task crashed.

**Response:**

The FRU callouts are calculated at the time of the failure. See the error log for the actual replacement strategy.

---

**BC5C0808**

**Explanation:**

Corrupted flash image or firmware error during system boot.

**Response:**

The FRU callouts are calculated at the time of the failure. See the error log for the actual replacement strategy.

---

**BC5C0901****Explanation:**

A problem was detected during the IPL of the system: A hardware initialization procedure requested an invalid attribute.

**Response:**

The FRU callouts are calculated at the time of the failure. See the error log for the actual replacement strategy.

---

**BC5C0902****Explanation:**

During processor/memory subsystem initialization, an error was encountered: Request for EC features on an attribute without EC features.

**Response:**

The FRU callouts are calculated at the time of the failure. See the error log for the actual replacement strategy.

---

**BC5C0907****Explanation:**

Internal firmware error.

**Response:**

The FRU callouts are calculated at the time of the failure. See the error log for the actual replacement strategy.

---

**BC5C0908****Explanation:**

Firmware Error.

**Response:**

The FRU callouts are calculated at the time of the failure. See the error log for the actual replacement strategy.

---

**BC5C0909****Explanation:**

Firmware Error.

**Response:**

The FRU callouts are calculated at the time of the failure. See the error log for the actual replacement strategy.

---

**BC5C090A****Explanation:**

Firmware Error.

**Response:**

The FRU callouts are calculated at the time of the failure. See the error log for the actual replacement strategy.

---

**BC5C090D****Explanation:**

Firmware error during IPL.

**Response:**

The FRU callouts are calculated at the time of the failure. See the error log for the actual replacement strategy.

---

**BC5C090E****Explanation:**

Firmware error during IPL.

**Response:**

The FRU callouts are calculated at the time of the failure. See the error log for the actual replacement strategy.

---

**BC5C090F****Explanation:**

Error initializing processor/memory subsystem during boot. See FRU list for repair actions.

**Response:**

The FRU callouts are calculated at the time of the failure. See the error log for the actual replacement strategy.

---

**BC5C0910****Explanation:**

Firmware error during IPL.

**Response:**

The FRU callouts are calculated at the time of the failure. See the error log for the actual replacement strategy.

---

**BC5C0911****Explanation:**

Firmware error during IPL.

**Response:**

The FRU callouts are calculated at the time of the failure. See the error log for the actual replacement strategy.

---

**BC5C0912****Explanation:**

A problem occurred during the IPL of the system.

**Response:**

The FRU callouts are calculated at the time of the failure. Examine the error log for the actual replacement strategy.

---

**BC5C0913**



**Explanation:**

During processor/memory subsystem initialization, an error was encountered.

**Response:**

The FRU callouts are calculated at the time of the failure. Examine the error log for the actual replacement strategy.

---

**BC5C0914****Explanation:**

During processor/memory subsystem initialization, an error was encountered.

**Response:**

The FRU callouts are calculated at the time of the failure. Examine the error log for the actual replacement strategy.

---

**BC5C0915****Explanation:**

During processor/memory subsystem initialization, an error was encountered.

**Response:**

The FRU callouts are calculated at the time of the failure. Examine the error log for the actual replacement strategy.

---

**BC5C0916****Explanation:**

During processor/memory subsystem initialization, an error was encountered.

**Response:**

The FRU callouts are calculated at the time of the failure. Examine the error log for the actual replacement strategy.

---

**BC5C0917****Explanation:**

During processor/memory subsystem initialization, an error was encountered.

**Response:**

The FRU callouts are calculated at the time of the failure. Examine the error log for the actual replacement strategy.

---

**BC5C091B****Explanation:**

A problem occurred during the IPL of the system.

**Response:**

The FRU callouts are calculated at the time of the failure. Examine the error log for the actual replacement strategy.

---

**BC5C091C****Explanation:**

During processor/memory subsystem initialization, an error was encountered.

**Response:**

The FRU callouts are calculated at the time of the failure. Examine the error log for the actual replacement strategy.

---

**BC5C091D****Explanation:**

A problem occurred during the IPL of the system.

**Response:**

The FRU callouts are calculated at the time of the failure. Examine the error log for the actual replacement strategy.

---

**BC5C091E****Explanation:**

During processor/memory subsystem initialization, an error was encountered.

**Response:**

The FRU callouts are calculated at the time of the failure. Examine the error log for the actual replacement strategy.

---

**BC5C091F****Explanation:**

During processor/memory subsystem initialization, an error was encountered.

**Response:**

The FRU callouts are calculated at the time of the failure. Examine the error log for the actual replacement strategy.

---

**BC5C0920****Explanation:**

A problem occurred during the IPL of the system.

**Response:**

The FRU callouts are calculated at the time of the failure. Examine the error log for the actual replacement strategy.

---

**BC5C0921****Explanation:**

A problem occurred during the IPL of the system.

**Response:**

The FRU callouts are calculated at the time of the failure. Examine the error log for the actual replacement strategy.

---

**BC5C0922****Explanation:**

A problem occurred during the IPL of the system.

**Response:**

The FRU callouts are calculated at the time of the failure. Examine the error log for the actual replacement strategy.

---

**BC5C0923****Explanation:**

A problem occurred during the IPL of the system.

**Response:**

The FRU callouts are calculated at the time of the failure. Examine the error log for the actual replacement strategy.

---

**BC5C0924****Explanation:**

Error unmapping memory section.

**Response:**

The FRU callouts are calculated at the time of the failure. See the error log for the actual replacement strategy.

---

**BC5C0925****Explanation:**

During processor/memory subsystem initialization, an error was encountered: The hwsv returned a message where the extra data was null. This should not happen so need to tell HostBoot to stop the ipl.

**Response:**

The FRU callouts are calculated at the time of the failure. See the error log for the actual replacement strategy.

---

**BC5C0926****Explanation:**

During processor/memory subsystem initialization, an error was encountered: The hwsv found an error while processing the message so it sent an error message back to indicate to HostBoot to stop the IPL. Userdata1 will have the error PLID from hwsv's errorlog.

**Response:**

The FRU callouts are calculated at the time of the failure. See the error log for the actual replacement strategy.

---

**BC5C0927****Explanation:**

During processor/memory subsystem initialization, an error was encountered: The hwsv returned a message where there was an error when the powr function was called. userdata1 contains the errorlog plid from hwsv generated by the powr function.

**Response:**

The FRU callouts are calculated at the time of the failure. See the error log for the actual replacement strategy.

---

**BC5C0928****Explanation:**

During processor/memory subsystem initialization, an error was encountered: HB got an incorrect type message. HB did not provide the correct message type in the istep. Userdata1 shows the message type passed in.

**Response:**

The FRU callouts are calculated at the time of the failure. See the error log for the actual replacement strategy.

---

**BC5C0929****Explanation:**

A problem occurred during the IPL of the system.

**Response:**

The FRU callouts are calculated at the time of the failure. Examine the error log for the actual replacement strategy.

---

**BC5C092A****Explanation:**

During processor/memory subsystem initialization, an error was encountered: messages from other nodes have not returned in time.

**Response:**

The FRU callouts are calculated at the time of the failure. See the error log for the actual replacement strategy.

---

**BC5C092B****Explanation:**

During processor/memory subsystem initialization, an error was encountered: host coalesce host timer thread failed.

**Response:**

The FRU callouts are calculated at the time of the failure. See the error log for the actual replacement strategy.

---

**BC5C092C****Explanation:**

During processor/memory subsystem initialization, an error was encountered.

**Response:**

The FRU callouts are calculated at the time of the failure. Examine the error log for the actual replacement strategy.

---

**BC5C092D****Explanation:**

During processor/memory subsystem initialization, an error was encountered.

**Response:**

The FRU callouts are calculated at the time of the failure. Examine the error log for the actual replacement strategy.

---

**BC5C092E****Explanation:**

During processor/memory subsystem initialization, an error was encountered: Request given to load payload into mirrored memory, but no mirrored memory exists at that location.

**Response:**

The FRU callouts are calculated at the time of the failure. See the error log for the actual replacement strategy.

---

**BC5C0930****Explanation:**

Read/write requested while in DISABLE\_DRAM\_REPAIRS mode found extra bad bits set for DIMM.

**Response:**

The FRU callouts are calculated at the time of the failure. See the error log for the actual replacement strategy.

---

**BC5C0931****Explanation:**

A problem occurred during the IPL of the system.

**Response:**

The FRU callouts are calculated at the time of the failure. See the error log for the actual replacement strategy.

---

**BC5C0932****Explanation:**

A problem occurred during the IPL of the system.

**Response:**

The FRU callouts are calculated at the time of the failure. See the error log for the actual replacement strategy.

---

**BC5C0933****Explanation:**

During processor/memory subsystem initialization, an error was encountered: Failed due to wrong DIMM type.

**Response:**

The FRU callouts are calculated at the time of the failure. See the error log for the actual replacement strategy.

---

**BC5C0934****Explanation:**

During processor/memory subsystem initialization, an error was encountered: Either nominal, max turbo or

min power save frequency for the processor HUID (userdata1) is zero.

**Response:**

The FRU callouts are calculated at the time of the failure. See the error log for the actual replacement strategy.

---

**BC5C0935****Explanation:**

During processor/memory subsystem initialization, an error was encountered: Input buffer size is smaller than expected length.

**Response:**

The FRU callouts are calculated at the time of the failure. See the error log for the actual replacement strategy.

---

**BC5C0936****Explanation:**

During processor/memory subsystem initialization, an error was encountered: Nominal frequency(userdata1) does not match nominal frequency(userdata2) on other cores. Should be the same for all chips.

**Response:**

The FRU callouts are calculated at the time of the failure. See the error log for the actual replacement strategy.

---

**BC5C0937****Explanation:**

During processor/memory subsystem initialization, an error was encountered: Invalid bucket id found for the voltage data.

**Response:**

The FRU callouts are calculated at the time of the failure. See the error log for the actual replacement strategy.

---

**BC5C0938****Explanation:**

During processor/memory subsystem initialization, an error was encountered: Bucket id from PR keyword does not match bucket id in the voltage data.

**Response:**

The FRU callouts are calculated at the time of the failure. See the error log for the actual replacement strategy.

---

**BC5C0939****Explanation:**

During processor/memory subsystem initialization, an error was encountered: Unsupported #V keyword data version found.

**Response:**

The FRU callouts are calculated at the time of the failure. See the error log for the actual replacement strategy.

---

**BC5C093C****Explanation:**

During processor/memory subsystem initialization, an error was encountered: When Workload Optimized Frequency (WOF) is enabled, the WOF Freq Uplift index should be 1,2,3, or 4.

**Response:**

The FRU callouts are calculated at the time of the failure. See the error log for the actual replacement strategy.

---

**BC5C093D****Explanation:**

A problem occurred during the IPL of the system.

**Response:**

The FRU callouts are calculated at the time of the failure. See the error log for the actual replacement strategy.

---

**BC5C093E****Explanation:**

Error uncompressing payload image from boot flash.

**Response:**

The FRU callouts are calculated at the time of the failure. See the error log for the actual replacement strategy.

---

**BC5C0A01****Explanation:**

An internal function called the FSI device driver with an improper data length.

**Response:**

The FRU callouts are calculated at the time of the failure. See the error log for the actual replacement strategy.

---

**BC5C0A03****Explanation:**

A problem occurred during the IPL of the system.

**Response:**

The FRU callouts are calculated at the time of the failure. See the error log for the actual replacement strategy.

---

**BC5C0A04****Explanation:**

A problem occurred during the IPL of the system.

**Response:**

The FRU callouts are calculated at the time of the failure. See the error log for the actual replacement strategy.

---

**BC5C0A06****Explanation:**

A problem occurred during the IPL of the system.

**Response:**

The FRU callouts are calculated at the time of the failure. See the error log for the actual replacement strategy.

---

**BC5C0A08****Explanation:**

A problem occurred during the IPL of the system.

**Response:**

The FRU callouts are calculated at the time of the failure. See the error log for the actual replacement strategy.

---

**BC5C0A09****Explanation:**

A problem occurred during the IPL of the system.

**Response:**

The FRU callouts are calculated at the time of the failure. See the error log for the actual replacement strategy.

---

**BC5C0A0A****Explanation:**

A problem occurred during the IPL of the system.

**Response:**

The FRU callouts are calculated at the time of the failure. See the error log for the actual replacement strategy.

---

**BC5C0A0B****Explanation:**

A problem occurred during the IPL of the system.

**Response:**

The FRU callouts are calculated at the time of the failure. See the error log for the actual replacement strategy.

---

**BC5C0A0C****Explanation:**

A problem occurred during the IPL of the system.

**Response:**

The FRU callouts are calculated at the time of the failure. See the error log for the actual replacement strategy.

---

**BC5C0A0D****Explanation:**

A problem occurred during the IPL of the system.

**Response:**

The FRU callouts are calculated at the time of the failure. See the error log for the actual replacement strategy.

---

**BC5C0A0E****Explanation:**

A problem occurred during the IPL of the system.

**Response:**

The FRU callouts are calculated at the time of the failure. See the error log for the actual replacement strategy.

---

**BC5C0A0F****Explanation:**

FSI and MVPD do not agree.

**Response:**

The FRU callouts are calculated at the time of the failure. See the error log for the actual replacement strategy.

---

**BC5C0A10****Explanation:**

FSI and CVPD do not agree.

**Response:**

The FRU callouts are calculated at the time of the failure. See the error log for the actual replacement strategy.

---

**BC5C0A11****Explanation:**

A problem occurred during the IPL of the system.

**Response:**

The FRU callouts are calculated at the time of the failure. See the error log for the actual replacement strategy.

---

**BC5C0A12****Explanation:**

A problem occurred during the IPL of the system.

**Response:**

The FRU callouts are calculated at the time of the failure. See the error log for the actual replacement strategy.

---

**BC5C0B01****Explanation:**

During processor/memory subsystem initialization, an error was encountered.

**Response:**

The FRU callouts are calculated at the time of the failure. Examine the error log for the actual replacement strategy.

---

**BC5C0B02****Explanation:**

A problem occurred during the IPL of the system. The eyecatch value observed in memory does not match the expected value and therefore the contents of the attribute sections are unable to be parsed.

**Response:**

The FRU callouts are calculated at the time of the failure. See the error log for the actual replacement strategy.

---

**BC5C0B03****Explanation:**

Kernel failed to block memory.

**Response:**

The FRU callouts are calculated at the time of the failure. See the error log for the actual replacement strategy.

---

**BC5C0B04****Explanation:**

Kernel failed to set permissions on virtual memory block.

**Response:**

The FRU callouts are calculated at the time of the failure. See the error log for the actual replacement strategy.

---

**BC5C0B05****Explanation:**

Unexpected boot firmware error occurred.

**Response:**

The FRU callouts are calculated at the time of the failure. See the error log for the actual replacement strategy.

---

**BC5C0B06****Explanation:**

FW error, unexpected Attribute section type.

**Response:**

The FRU callouts are calculated at the time of the failure. See the error log for the actual replacement strategy.

---

**BC5C0B07****Explanation:**

A problem occurred during the IPL of the system: Attributes were not fully synchronized between the host firmware and service processor.

**Response:**

The FRU callouts are calculated at the time of the failure. See the error log for the actual replacement strategy.

---

**BC5C0B08****Explanation:**

During processor/memory subsystem initialization, an error was encountered: The attribute synchronization code on the service processor side was unable to fulfill the sync to HostBoot request.

**Response:**

The FRU callouts are calculated at the time of the failure. See the error log for the actual replacement strategy.

---

**BC5C0B09**

**Explanation:**

During processor/memory subsystem initialization, an error was encountered: The attribute synchronization from the service processor failed.

**Response:**

The FRU callouts are calculated at the time of the failure. See the error log for the actual replacement strategy.

---

**BC5C0B0A**

**Explanation:**

During processor/memory subsystem initialization, an error was encountered.

**Response:**

The FRU callouts are calculated at the time of the failure. Examine the error log for the actual replacement strategy.

---

**BC5C0B0B**

**Explanation:**

During processor/memory subsystem initialization, an error was encountered.

**Response:**

The FRU callouts are calculated at the time of the failure. Examine the error log for the actual replacement strategy.

---

**BC5C0B0C**

**Explanation:**

During processor/memory subsystem initialization, an error was encountered: Targeting target's type not supported by runtime code.

**Response:**

The FRU callouts are calculated at the time of the failure. See the error log for the actual replacement strategy.

---

**BC5C0B0D**

**Explanation:**

Invalid configuration data in firmware Processor NOR flash.

**Response:**

The FRU callouts are calculated at the time of the failure. See the error log for the actual replacement strategy.

---

**BC5C0B0E**

**Explanation:**

Invalid configuration data in firmware Processor NOR flash.

**Response:**

The FRU callouts are calculated at the time of the failure. See the error log for the actual replacement strategy.

---

**BC5C0B0F**

**Explanation:**

During processor/memory subsystem initialization, an error was encountered: Failure applying given attribute override on given target.

**Response:**

The FRU callouts are calculated at the time of the failure. See the error log for the actual replacement strategy.

---

**BC5C0B10**

**Explanation:**

During processor/memory subsystem initialization, an error was encountered: Given target does not have given attribute to apply override.

**Response:**

The FRU callouts are calculated at the time of the failure. See the error log for the actual replacement strategy.

---

**BC5C0B11**

**Explanation:**

Invalid configuration data in firmware Processor NOR flash.

**Response:**

The FRU callouts are calculated at the time of the failure. See the error log for the actual replacement strategy.

---

**BC5C0B12**

**Explanation:**

Invalid configuration data in firmware Processor NOR flash.

**Response:**

The FRU callouts are calculated at the time of the failure. See the error log for the actual replacement strategy.

---

**BC5C0B13**

**Explanation:**

Kernel failed to block map memory.

**Response:**

The FRU callouts are calculated at the time of the failure. See the error log for the actual replacement strategy.

---

---

**BC5C0B15****Explanation:**

Kernel failed to unblock mapped memory.

**Response:**

The FRU callouts are calculated at the time of the failure. See the error log for the actual replacement strategy.

---

**BC5C0B16****Explanation:**

Unexpected internal firmware error.

**Response:**

The FRU callouts are calculated at the time of the failure. See the error log for the actual replacement strategy.

---

**BC5C0B17****Explanation:**

Unexpected internal firmware error.

**Response:**

The FRU callouts are calculated at the time of the failure. See the error log for the actual replacement strategy.

---

**BC5C0B18****Explanation:**

Internal firmware error preparing for concurrent code update.

**Response:**

The FRU callouts are calculated at the time of the failure. See the error log for the actual replacement strategy.

---

**BC5C0B19****Explanation:**

Unsupported override configuration data.

**Response:**

The FRU callouts are calculated at the time of the failure. See the error log for the actual replacement strategy.

---

**BC5C0B1A****Explanation:**

Unexpected boot firmware failure.

**Response:**

The FRU callouts are calculated at the time of the failure. See the error log for the actual replacement strategy.

---

**BC5C0B1B****Explanation:**

Tolerated boot firmware error occurred.

**Response:**

The FRU callouts are calculated at the time of the failure. See the error log for the actual replacement strategy.

---

**BC5C0B80****Explanation:**

During processor/memory subsystem initialization, an error was encountered: The caller passed an invalid node target to find the master proc handle.

**Response:**

The FRU callouts are calculated at the time of the failure. See the error log for the actual replacement strategy.

---

**BC5C0B81****Explanation:**

During processor/memory subsystem initialization, an error was encountered: The caller passed an invalid node target to find the master proc handle.

**Response:**

The FRU callouts are calculated at the time of the failure. See the error log for the actual replacement strategy.

---

**BC5C0B82****Explanation:**

Internal firmware error applying custom configuration settings.

**Response:**

The FRU callouts are calculated at the time of the failure. See the error log for the actual replacement strategy.

---

**BC5C0B83****Explanation:**

Firmware error doing code update.

**Response:**

The FRU callouts are calculated at the time of the failure. See the error log for the actual replacement strategy.

---

**BC5C0B84****Explanation:**

Firmware error doing code update.

**Response:**

The FRU callouts are calculated at the time of the failure. See the error log for the actual replacement strategy.

---

**BC5C0B85****Explanation:**

Firmware error doing code update.

**Response:**

The FRU callouts are calculated at the time of the failure. See the error log for the actual replacement strategy.

---

**BC5C0B86****Explanation:**

Firmware error doing code update.

**Response:**

The FRU callouts are calculated at the time of the failure. See the error log for the actual replacement strategy.

---

**BC5C0B87****Explanation:**

Firmware error doing code update.

**Response:**

The FRU callouts are calculated at the time of the failure. See the error log for the actual replacement strategy.

---

**BC5C0B88****Explanation:**

Firmware error doing code update.

**Response:**

The FRU callouts are calculated at the time of the failure. See the error log for the actual replacement strategy.

---

**BC5C0B89****Explanation:**

Attempted to perform an invalid attribute look up.

**Response:**

The FRU callouts are calculated at the time of the failure. See the error log for the actual replacement strategy.

---

**BC5C0B8A****Explanation:**

A problem occurred during the IPL of the system. Expected resource was not indicated to be present.

**Response:**

The FRU callouts are calculated at the time of the failure. See the error log for the actual replacement strategy.

---

**BC5C0B8B****Explanation:**

During processor/memory subsystem initialization, an error was encountered: Error: Failed to translate common association address to platform address.

**Response:**

The FRU callouts are calculated at the time of the failure. See the error log for the actual replacement strategy.

---

**BC5C0B8C****Explanation:**

During processor/memory subsystem initialization, an error was encountered: Error: No free association entry to set.

**Response:**

The FRU callouts are calculated at the time of the failure. See the error log for the actual replacement strategy.

---

**BC5C0C01****Explanation:**

During processor/memory subsystem initialization, an error was encountered: Attempt to deconfigure a target that is not deconfigurable or not present.

**Response:**

The FRU callouts are calculated at the time of the failure. See the error log for the actual replacement strategy.

---

**BC5C0C03****Explanation:**

During processor/memory subsystem initialization, an error was encountered: Invalid target encountered in processing of HW callout.

**Response:**

The FRU callouts are calculated at the time of the failure. See the error log for the actual replacement strategy.

---

**BC5C0C04****Explanation:**

During processor/memory subsystem initialization, an error was encountered: Insufficient hardware to continue.

**Response:**

The FRU callouts are calculated at the time of the failure. See the error log for the actual replacement strategy.

---

**BC5C0C05****Explanation:**

A problem occurred during the IPL of the system: No functional processor cores were found on the master processor.

**Response:**

The FRU callouts are calculated at the time of the failure. See the error log for the actual replacement strategy.

---

**BC5C0C06****Explanation:**

A problem occurred during the IPL of the system: Found no functional dimm cards.



**Response:**

The FRU callouts are calculated at the time of the failure. See the error log for the actual replacement strategy.

---

**BC5C0C07****Explanation:**

A problem occurred during the IPL of the system: No functional master processor was found on this node.

**Response:**

The FRU callouts are calculated at the time of the failure. See the error log for the actual replacement strategy.

---

**BC5C0C08****Explanation:**

A problem occurred during the IPL of the system: No functional nodes were found on the system.

**Response:**

The FRU callouts are calculated at the time of the failure. See the error log for the actual replacement strategy.

---

**BC5C0C09****Explanation:**

A problem occurred during the IPL of the system: Found no functional dimm cards.

**Response:**

The FRU callouts are calculated at the time of the failure. See the error log for the actual replacement strategy.

---

**BC5C0C0A****Explanation:**

A previously discovered hardware issue is being ignored to allow the system to boot.

**Response:**

The FRU callouts are calculated at the time of the failure. See the error log for the actual replacement strategy.

---

**BC5C0C0B****Explanation:**

A problem occurred during the IPL of the system: A critical resource was found to be deconfigured.

**Response:**

The FRU callouts are calculated at the time of the failure. See the error log for the actual replacement strategy.

---

**BC5C0C0C****Explanation:**

A problem occurred during the IPL of the system: Found no functional dimm cards.

**Response:**

The FRU callouts are calculated at the time of the failure. See the error log for the actual replacement strategy.

---

**BC5C0C0E****Explanation:**

Insufficient hardware to continue IPL.

**Response:**

The FRU callouts are calculated at the time of the failure. See the error log for the actual replacement strategy.

---

**BC5C0C0F****Explanation:**

Incompatible Processor Chip Levels.

**Response:**

The FRU callouts are calculated at the time of the failure. See the error log for the actual replacement strategy.

---

**BC5C0C10****Explanation:**

Incompatible Processor Chip Levels.

**Response:**

The FRU callouts are calculated at the time of the failure. See the error log for the actual replacement strategy.

---

**BC5C0C11****Explanation:**

Host firmware encountered an internal error.

**Response:**

The FRU callouts are calculated at the time of the failure. See the error log for the actual replacement strategy.

---

**BC5C0C12****Explanation:**

Host firmware encountered an internal error.

**Response:**

The FRU callouts are calculated at the time of the failure. See the error log for the actual replacement strategy.

---

**BC5C0C13****Explanation:**

Host Firmware encountered an internal error.

**Response:**

The FRU callouts are calculated at the time of the failure. See the error log for the actual replacement strategy.

---

**BC5C0C14****Explanation:**

A problem occurred during the IPL of the system:  
Found too many obus links.

**Response:**

The FRU callouts are calculated at the time of the failure. See the error log for the actual replacement strategy.

---

**BC5C0C15**

**Explanation:**

A problem occurred during the IPL of the system: No memory found.

**Response:**

The FRU callouts are calculated at the time of the failure. See the error log for the actual replacement strategy.

---

**BC5C0C16**

**Explanation:**

A problem occurred during IPL of the system: Internal Firmware Error.

**Response:**

The FRU callouts are calculated at the time of the failure. See the error log for the actual replacement strategy.

---

**BC5C0C19**

**Explanation:**

A problem occurred during IPL of the system: Internal Firmware Error.

**Response:**

The FRU callouts are calculated at the time of the failure. See the error log for the actual replacement strategy.

---

**BC5C0C1A**

**Explanation:**

An issue occurred during IPL of the system: Internal Firmware Error.

**Response:**

The FRU callouts are calculated at the time of the failure. See the error log for the actual replacement strategy.

---

**BC5C0C1B**

**Explanation:**

Incompatible Processor Chip Levels.

**Response:**

The FRU callouts are calculated at the time of the failure. See the error log for the actual replacement strategy.

---

**BC5C0C1C**

**Explanation:**

Incompatible Processor Chip Levels.

**Response:**

The FRU callouts are calculated at the time of the failure. See the error log for the actual replacement strategy.

---

**BC5C0C1D**

**Explanation:**

Incompatible Processor Chip Levels.

**Response:**

The FRU callouts are calculated at the time of the failure. See the error log for the actual replacement strategy.

---

**BC5C0C81**

**Explanation:**

A problem occurred during the IPL of the system. Attempt to create a deconfiguration record for a target that is not deconfigurable or not present.

**Response:**

The FRU callouts are calculated at the time of the failure. See the error log for the actual replacement strategy.

---

**BC5C0C82**

**Explanation:**

A problem occurred during the IPL of the system. Attempt to create a deconfiguration record for a target, but the deconfiguration repository is full.

**Response:**

The FRU callouts are calculated at the time of the failure. See the error log for the actual replacement strategy.

---

**BC5C0C83**

**Explanation:**

Invalid chipid from hardware (all FFs).

**Response:**

The FRU callouts are calculated at the time of the failure. See the error log for the actual replacement strategy.

---

**BC5C0C84**

**Explanation:**

Invalid Lx keyword.

**Response:**

The FRU callouts are calculated at the time of the failure. See the error log for the actual replacement strategy.

---

**BC5C0C85**

**Explanation:**

Bad MCA target.

**Response:**

The FRU callouts are calculated at the time of the failure. See the error log for the actual replacement strategy.

---

**BC5C0C86****Explanation:**

During processor/memory subsystem initialization, an error was encountered: Post de-configuration of target failed.

**Response:**

The FRU callouts are calculated at the time of the failure. See the error log for the actual replacement strategy.

---

**BC5C0C87****Explanation:**

During processor/memory subsystem initialization, an error was encountered: Post de-configuration of target failed.

**Response:**

The FRU callouts are calculated at the time of the failure. See the error log for the actual replacement strategy.

---

**BC5C0C88****Explanation:**

Insufficient DIMM resources.

**Response:**

The FRU callouts are calculated at the time of the failure. See the error log for the actual replacement strategy.

---

**BC5C0D01****Explanation:**

A problem occurred during the IPL of the system: Error returned from SCOM engine after write.

**Response:**

The FRU callouts are calculated at the time of the failure. See the error log for the actual replacement strategy.

---

**BC5C0D02****Explanation:**

A problem occurred during the IPL of the system: Error returned from SCOM engine after read.

**Response:**

The FRU callouts are calculated at the time of the failure. See the error log for the actual replacement strategy.

---

**BC5C0D03****Explanation:**

During processor/memory subsystem initialization, an error was encountered: Multi-SCOM read did not return correct SCOMs.

**Response:**

The FRU callouts are calculated at the time of the failure. See the error log for the actual replacement strategy.

---

**BC5C0D04****Explanation:**

A problem occurred during the IPL of the system: Invalid address on a SCOM operation.

**Response:**

The FRU callouts are calculated at the time of the failure. See the error log for the actual replacement strategy.

---

**BC5C0D05****Explanation:**

A problem occurred during the IPL of the system: Unsupported SCOM operation type.

**Response:**

The FRU callouts are calculated at the time of the failure. See the error log for the actual replacement strategy.

---

**BC5C0D06****Explanation:**

During processor/memory subsystem initialization, an error was encountered: Hypervisor firmware request interface not linked.

**Response:**

The FRU callouts are calculated at the time of the failure. See the error log for the actual replacement strategy.

---

**BC5C0D07****Explanation:**

During processor/memory subsystem initialization, an error was encountered: Unable to allocate firmware request messages.

**Response:**

The FRU callouts are calculated at the time of the failure. See the error log for the actual replacement strategy.

---

**BC5C0E01****Explanation:**

During processor/memory subsystem initialization, an error was encountered: Invalid operation type.

**Response:**

The FRU callouts are calculated at the time of the failure. See the error log for the actual replacement strategy.

---

**BC5C0E02****Explanation:**

A problem was detected during the IPL of the system:  
Device type not supported.

**Response:**

The FRU callouts are calculated at the time of the failure. See the error log for the actual replacement strategy.

---

**BC5C0E03**

**Explanation:**

During processor/memory subsystem initialization, an error was encountered: EEPROM attribute was not found.

**Response:**

The FRU callouts are calculated at the time of the failure. See the error log for the actual replacement strategy.

---

**BC5C0E04**

**Explanation:**

During processor/memory subsystem initialization, an error was encountered: Invalid EEPROM chip to access.

**Response:**

The FRU callouts are calculated at the time of the failure. See the error log for the actual replacement strategy.

---

**BC5C0E05**

**Explanation:**

During processor/memory subsystem initialization, an error was encountered: I2C master entity path doesn't exist.

**Response:**

The FRU callouts are calculated at the time of the failure. See the error log for the actual replacement strategy.

---

**BC5C0E06**

**Explanation:**

During processor/memory subsystem initialization, an error was encountered: I2C master path target is null.

**Response:**

The FRU callouts are calculated at the time of the failure. See the error log for the actual replacement strategy.

---

**BC5C0E07**

**Explanation:**

During processor/memory subsystem initialization, an error was encountered: Invalid address offset size.

**Response:**

The FRU callouts are calculated at the time of the failure. See the error log for the actual replacement strategy.

---

**BC5C0E08**

**Explanation:**

A problem occurred during the IPL of the system: I2C buffer offset is too large.

**Response:**

The FRU callouts are calculated at the time of the failure. See the error log for the actual replacement strategy.

---

**BC5C0E09**

**Explanation:**

During processor/memory subsystem initialization, an error was encountered: I2C write page size is zero.

**Response:**

The FRU callouts are calculated at the time of the failure. See the error log for the actual replacement strategy.

---

**BC5C0E0A**

**Explanation:**

During processor/memory subsystem initialization, an error was encountered: cacheEeprom mm\_remove\_pages FLUSH failed.

**Response:**

The FRU callouts are calculated at the time of the failure. See the error log for the actual replacement strategy.

---

**BC5C0E0B**

**Explanation:**

During processor/memory subsystem initialization, an error was encountered: cacheEeprom mm\_remove\_pages FLUSH failed.

**Response:**

The FRU callouts are calculated at the time of the failure. See the error log for the actual replacement strategy.

---

**BC5C0E0C**

**Explanation:**

During processor/memory subsystem initialization, an error was encountered: buildEepromRecordHeader invalid mux target.

**Response:**

The FRU callouts are calculated at the time of the failure. See the error log for the actual replacement strategy.

---

**BC5C0E0D**

**Explanation:**

Soft error in Firmware.

**Response:**

The FRU callouts are calculated at the time of the failure. See the error log for the actual replacement strategy.

---

**BC5C0E0E****Explanation:**

Firmware detected new part and is restarting.

**Response:**

The FRU callouts are calculated at the time of the failure. See the error log for the actual replacement strategy.

---

**BC5C0F01****Explanation:**

During processor/memory subsystem initialization, an error was encountered: Interrupt type already registered.

**Response:**

The FRU callouts are calculated at the time of the failure. See the error log for the actual replacement strategy.

---

**BC5C0F02****Explanation:**

During processor/memory subsystem initialization, an error was encountered: Interrupt resource provider not initialized yet.

**Response:**

The FRU callouts are calculated at the time of the failure. See the error log for the actual replacement strategy.

---

**BC5C0F03****Explanation:**

During processor/memory subsystem initialization, an error was encountered: Interrupt resource provider not initialized yet.

**Response:**

The FRU callouts are calculated at the time of the failure. See the error log for the actual replacement strategy.

---

**BC5C0F04****Explanation:**

During processor/memory subsystem initialization, an error was encountered.

**Response:**

The FRU callouts are calculated at the time of the failure. Examine the error log for the actual replacement strategy.

---

**BC5C0F05****Explanation:**

During processor/memory subsystem initialization, an error was encountered.

**Response:**

The FRU callouts are calculated at the time of the failure. Examine the error log for the actual replacement strategy.

---

**BC5C0F07****Explanation:**

During processor/memory subsystem initialization, an error was encountered: Error mapping in memory.

**Response:**

The FRU callouts are calculated at the time of the failure. See the error log for the actual replacement strategy.

---

**BC5C0F08****Explanation:**

During processor/memory subsystem initialization, an error was encountered: Unexpected RC from issuing PSIH B EOI store.

**Response:**

The FRU callouts are calculated at the time of the failure. See the error log for the actual replacement strategy.

---

**BC5C0F09****Explanation:**

During processor/memory subsystem initialization, an error was encountered: Error unmasking interrupt source.

**Response:**

The FRU callouts are calculated at the time of the failure. See the error log for the actual replacement strategy.

---

**BC5C0F0C****Explanation:**

During processor/memory subsystem initialization, an error was encountered: Error encountered sending coalesce message to INTRP.

**Response:**

The FRU callouts are calculated at the time of the failure. See the error log for the actual replacement strategy.

---

**BC5C0F0D****Explanation:**

During processor/memory subsystem initialization, an error was encountered: Error encountered routing IPC message.

**Response:**

The FRU callouts are calculated at the time of the failure. See the error log for the actual replacement strategy.

---

**BC5C0F0E**

**Explanation:**

Error handling processor interrupts.

**Response:**

The FRU callouts are calculated at the time of the failure. See the error log for the actual replacement strategy.

---

**BC5C1001****Explanation:**

Service Processor Firmware couldn't detect any functional master processor required to boot the host.

**Response:**

The FRU callouts are calculated at the time of the failure. See the error log for the actual replacement strategy.

---

**BC5C1002****Explanation:**

During processor/memory subsystem initialization, an error was encountered: MDMT could not find a functional node.

**Response:**

The FRU callouts are calculated at the time of the failure. See the error log for the actual replacement strategy.

---

**BC5C1003****Explanation:**

Host failed to boot because there was a problem configuring Time Of Day on the Host processors.

**Response:**

The FRU callouts are calculated at the time of the failure. See the error log for the actual replacement strategy.

---

**BC5C1004****Explanation:**

During processor/memory subsystem initialization, an error was encountered.

**Response:**

The FRU callouts are calculated at the time of the failure. Examine the error log for the actual replacement strategy.

---

**BC5C1005****Explanation:**

Service Processor Firmware encountered an internal error.

**Response:**

The FRU callouts are calculated at the time of the failure. See the error log for the actual replacement strategy.

---

**BC5C1006****Explanation:**

During processor/memory subsystem initialization, an error was encountered: Error: Unsupported bus port was detected for the specified bus type. Possible Causes: Invalid bus configuration in targeting, or getBusPort method has not been updated to support all the possible port for a bus on a given system type. Resolution: Development team should be contacted.

**Response:**

The FRU callouts are calculated at the time of the failure. See the error log for the actual replacement strategy.

---

**BC5C1007****Explanation:**

Host failed to boot because there was a problem configuring Time Of Day on the Host processors.

**Response:**

The FRU callouts are calculated at the time of the failure. See the error log for the actual replacement strategy.

---

**BC5C1008****Explanation:**

Host failed to boot because there was a problem configuring Time Of Day on the Host processors.

**Response:**

The FRU callouts are calculated at the time of the failure. See the error log for the actual replacement strategy.

---

**BC5C1009****Explanation:**

Service Processor Firmware encountered an internal error.

**Response:**

The FRU callouts are calculated at the time of the failure. See the error log for the actual replacement strategy.

---

**BC5C100A****Explanation:**

During processor/memory subsystem initialization, an error was encountered.

**Response:**

The FRU callouts are calculated at the time of the failure. Examine the error log for the actual replacement strategy.

---

**BC5C100B****Explanation:**

During processor/memory subsystem initialization, an error was encountered.

**Response:**

The FRU callouts are calculated at the time of the failure. Examine the error log for the actual replacement strategy.

---

**BC5C100C****Explanation:**

An internal error occurred. This will force the Time of Day function to run with complete redundancy.

**Response:**

The FRU callouts are calculated at the time of the failure. See the error log for the actual replacement strategy.

---

**BC5C100D****Explanation:**

Host failed to boot because there was a problem configuring Time Of Day on the Host processors.

**Response:**

The FRU callouts are calculated at the time of the failure. See the error log for the actual replacement strategy.

---

**BC5C100E****Explanation:**

During processor/memory subsystem initialization, an error was encountered.

**Response:**

The FRU callouts are calculated at the time of the failure. Examine the error log for the actual replacement strategy.

---

**BC5C100F****Explanation:**

During processor/memory subsystem initialization, an error was encountered.

**Response:**

The FRU callouts are calculated at the time of the failure. Examine the error log for the actual replacement strategy.

---

**BC5C1011****Explanation:**

Service Processor Firmware encountered an internal error.

**Response:**

The FRU callouts are calculated at the time of the failure. See the error log for the actual replacement strategy.

---

**BC5C1012****Explanation:**

Service Processor Firmware encountered an internal error.

**Response:**

The FRU callouts are calculated at the time of the failure. See the error log for the actual replacement strategy.

---

**BC5C1013****Explanation:**

Host failed to boot because there was a problem configuring Time Of Day on the Host processors.

**Response:**

The FRU callouts are calculated at the time of the failure. See the error log for the actual replacement strategy.

---

**BC5C1014****Explanation:**

Service Processor Firmware encountered an internal error.

**Response:**

The FRU callouts are calculated at the time of the failure. See the error log for the actual replacement strategy.

---

**BC5C1015****Explanation:**

There was a problem in configuring Time Of Day on the Host processor.

**Response:**

The FRU callouts are calculated at the time of the failure. See the error log for the actual replacement strategy.

---

**BC5C1017****Explanation:**

Service Processor Firmware encountered an internal error.

**Response:**

The FRU callouts are calculated at the time of the failure. See the error log for the actual replacement strategy.

---

**BC5C1019****Explanation:**

Service Processor Firmware encountered an internal error.

**Response:**

The FRU callouts are calculated at the time of the failure. See the error log for the actual replacement strategy.

---

**BC5C101A****Explanation:**

An internal error occurred. This will force the Time of Day function to run with complete redundancy.

**Response:**

The FRU callouts are calculated at the time of the failure. See the error log for the actual replacement strategy.

---

**BC5C1101****Explanation:**

A problem occurred during the IPL of the system.

**Response:**

The FRU callouts are calculated at the time of the failure. See the error log for the actual replacement strategy.

---

**BC5C1102****Explanation:**

During processor/memory subsystem initialization, an error was encountered: Message from service processor. Message type is not within a valid range. Message dropped.

**Response:**

The FRU callouts are calculated at the time of the failure. See the error log for the actual replacement strategy.

---

**BC5C1104****Explanation:**

A problem occurred during the IPL of the system.

**Response:**

The FRU callouts are calculated at the time of the failure. See the error log for the actual replacement strategy.

---

**BC5C1105****Explanation:**

During processor/memory subsystem initialization, an error was encountered: Message from service processor. An invalid message queue ID or message type was sent to the service processor.

**Response:**

The FRU callouts are calculated at the time of the failure. See the error log for the actual replacement strategy.

---

**BC5C1107****Explanation:**

During processor/memory subsystem initialization, an error was encountered: Message queue already registered with mailbox using a different queue.

**Response:**

The FRU callouts are calculated at the time of the failure. See the error log for the actual replacement strategy.

---

**BC5C1109****Explanation:**

During processor/memory subsystem initialization, an error was encountered: Retry failed. Bad status indicated in PIB status reg.

**Response:**

The FRU callouts are calculated at the time of the failure. See the error log for the actual replacement strategy.

---

**BC5C110A****Explanation:**

During processor/memory subsystem initialization, an error was encountered: Mailbox Data Write attempted before ACK.

**Response:**

The FRU callouts are calculated at the time of the failure. See the error log for the actual replacement strategy.

---

**BC5C110B****Explanation:**

During processor/memory subsystem initialization, an error was encountered: Mailbox Hardware detected parity error.

**Response:**

The FRU callouts are calculated at the time of the failure. See the error log for the actual replacement strategy.

---

**BC5C110C****Explanation:**

During processor/memory subsystem initialization, an error was encountered: Invalid message type sent to mailbox msgQ.

**Response:**

The FRU callouts are calculated at the time of the failure. See the error log for the actual replacement strategy.

---

**BC5C110D****Explanation:**

During processor/memory subsystem initialization, an error was encountered: Host boot mailbox service is not available at this time.

**Response:**

The FRU callouts are calculated at the time of the failure. See the error log for the actual replacement strategy.

---

**BC5C110E****Explanation:**

During processor/memory subsystem initialization, an error was encountered: Failed to allocate a DMA buffer. Message dropped.

**Response:**



The FRU callouts are calculated at the time of the failure. See the error log for the actual replacement strategy.

---

**BC5C110F****Explanation:**

During processor/memory subsystem initialization, an error was encountered: Could not register mailbox message queue.

**Response:**

The FRU callouts are calculated at the time of the failure. See the error log for the actual replacement strategy.

---

**BC5C1110****Explanation:**

During processor/memory subsystem initialization, an error was encountered: Mailbox is disabled, message dropped.

**Response:**

The FRU callouts are calculated at the time of the failure. See the error log for the actual replacement strategy.

---

**BC5C1111****Explanation:**

During processor/memory subsystem initialization, an error was encountered: An invalid node was specified.

**Response:**

The FRU callouts are calculated at the time of the failure. See the error log for the actual replacement strategy.

---

**BC5C1112****Explanation:**

During processor/memory subsystem initialization, an error was encountered: Invalid msg or msg queue.

**Response:**

The FRU callouts are calculated at the time of the failure. See the error log for the actual replacement strategy.

---

**BC5C1113****Explanation:**

During processor/memory subsystem initialization, an error was encountered: IPC Message data corrupted.

**Response:**

The FRU callouts are calculated at the time of the failure. See the error log for the actual replacement strategy.

---

**BC5C1202****Explanation:**

During processor/memory subsystem initialization, an error was encountered: Invalid address and size returned from HDAT.

**Response:**

The FRU callouts are calculated at the time of the failure. See the error log for the actual replacement strategy.

---

**BC5C1204****Explanation:**

During processor/memory subsystem initialization, an error was encountered: Cannot unmap the source table section.

**Response:**

The FRU callouts are calculated at the time of the failure. See the error log for the actual replacement strategy.

---

**BC5C1205****Explanation:**

During processor/memory subsystem initialization, an error was encountered: Cannot unmap the source table section.

**Response:**

The FRU callouts are calculated at the time of the failure. See the error log for the actual replacement strategy.

---

**BC5C1207****Explanation:**

During processor/memory subsystem initialization, an error was encountered: MDRT table is not big enough to hold all entries.

**Response:**

The FRU callouts are calculated at the time of the failure. See the error log for the actual replacement strategy.

---

**BC5C1209****Explanation:**

During processor/memory subsystem initialization, an error was encountered: MDDT table is not big enough to hold all src entries.

**Response:**

The FRU callouts are calculated at the time of the failure. See the error log for the actual replacement strategy.

---

**BC5C120A****Explanation:**

During processor/memory subsystem initialization, an error was encountered: MDDT table is not big enough to hold all src entries.

**Response:**

The FRU callouts are calculated at the time of the failure. See the error log for the actual replacement strategy.

---

**BC5C120B****Explanation:**

During processor/memory subsystem initialization, an error was encountered: MDST table entry with page aligned is greater than 32GB.

**Response:**

The FRU callouts are calculated at the time of the failure. See the error log for the actual replacement strategy.

---

**BC5C120C****Explanation:**

During processor/memory subsystem initialization, an error was encountered: MDDT table entry with page aligned is greater than 32GB.

**Response:**

The FRU callouts are calculated at the time of the failure. See the error log for the actual replacement strategy.

---

**BC5C1301****Explanation:**

During processor/memory subsystem initialization, an error was encountered: Unexpected data from LPC-UART interface.

**Response:**

The FRU callouts are calculated at the time of the failure. See the error log for the actual replacement strategy.

---

**BC5C1302****Explanation:**

During processor/memory subsystem initialization, an error was encountered: Timeout from LPC-UART interface.

**Response:**

The FRU callouts are calculated at the time of the failure. See the error log for the actual replacement strategy.

---

**BC5C1401****Explanation:**

During processor/memory subsystem initialization, an error was encountered: A maint command HW timed out.

**Response:**

The FRU callouts are calculated at the time of the failure. See the error log for the actual replacement strategy.

---

**BC5C1402****Explanation:**

During processor/memory subsystem initialization, an error was encountered: A maint command SW timed out.

**Response:**

The FRU callouts are calculated at the time of the failure. See the error log for the actual replacement strategy.

---

**BC5C1403****Explanation:**

Task handling mainstore init crashed.

**Response:**

The FRU callouts are calculated at the time of the failure. See the error log for the actual replacement strategy.

---

**BC5C1602****Explanation:**

A problem occurred during the IPL of the system.

**Response:**

The FRU callouts are calculated at the time of the failure. See the error log for the actual replacement strategy.

---

**BC5C1603****Explanation:**

During processor/memory subsystem initialization, an error was encountered: End of file reached.

**Response:**

The FRU callouts are calculated at the time of the failure. See the error log for the actual replacement strategy.

---

**BC5C1604****Explanation:**

During processor/memory subsystem initialization, an error was encountered: Unable to load LID via host interface.

**Response:**

The FRU callouts are calculated at the time of the failure. See the error log for the actual replacement strategy.

---

**BC5C1605****Explanation:**

During processor/memory subsystem initialization, an error was encountered: DMA message contains data for wrong LID.

**Response:**

The FRU callouts are calculated at the time of the failure. See the error log for the actual replacement strategy.

---

**BC5C1606**

**Explanation:**

During processor/memory subsystem initialization, an error was encountered: Insufficient space provided for LID by calling function.

**Response:**

The FRU callouts are calculated at the time of the failure. See the error log for the actual replacement strategy.

---

**BC5C1607****Explanation:**

During processor/memory subsystem initialization, an error was encountered: Invalid Message type received from service processor when transferring LID pages.

**Response:**

The FRU callouts are calculated at the time of the failure. See the error log for the actual replacement strategy.

---

**BC5C1608****Explanation:**

During processor/memory subsystem initialization, an error was encountered: Insufficient space provided for LID by calling function.

**Response:**

The FRU callouts are calculated at the time of the failure. See the error log for the actual replacement strategy.

---

**BC5C1609****Explanation:**

During processor/memory subsystem initialization, an error was encountered: Unable to unload LID via host interface.

**Response:**

The FRU callouts are calculated at the time of the failure. See the error log for the actual replacement strategy.

---

**BC5C160A****Explanation:**

During processor/memory subsystem initialization, an error was encountered: Unable to find Lid.

**Response:**

The FRU callouts are calculated at the time of the failure. See the error log for the actual replacement strategy.

---

**BC5C160B****Explanation:**

Firmware error during boot.

**Response:**

The FRU callouts are calculated at the time of the failure. See the error log for the actual replacement strategy.

---

**BC5C160C****Explanation:**

A problem occurred during the IPL of the system.

**Response:**

The FRU callouts are calculated at the time of the failure. See the error log for the actual replacement strategy.

---

**BC5C160D****Explanation:**

A problem occurred during the IPL of the system.

**Response:**

The FRU callouts are calculated at the time of the failure. See the error log for the actual replacement strategy.

---

**BC5C160E****Explanation:**

A problem occurred during the IPL of the system.

**Response:**

The FRU callouts are calculated at the time of the failure. See the error log for the actual replacement strategy.

---

**BC5C160F****Explanation:**

A problem occurred during the IPL of the system.

**Response:**

The FRU callouts are calculated at the time of the failure. See the error log for the actual replacement strategy.

---

**BC5C1610****Explanation:**

A problem occurred during the IPL of the system.

**Response:**

The FRU callouts are calculated at the time of the failure. See the error log for the actual replacement strategy.

---

**BC5C1611****Explanation:**

A problem occurred during the IPL of the system.

**Response:**

The FRU callouts are calculated at the time of the failure. See the error log for the actual replacement strategy.

---

**BC5C1612****Explanation:**

A problem occurred during the IPL of the system.

**Response:**

The FRU callouts are calculated at the time of the failure. See the error log for the actual replacement strategy.

---

**BC5C1613****Explanation:**

A problem occurred during the IPL of the system.

**Response:**

The FRU callouts are calculated at the time of the failure. See the error log for the actual replacement strategy.

---

**BC5C1615****Explanation:**

A problem occurred during the IPL of the system.

**Response:**

The FRU callouts are calculated at the time of the failure. See the error log for the actual replacement strategy.

---

**BC5C1616****Explanation:**

Firmware Error.

**Response:**

The FRU callouts are calculated at the time of the failure. See the error log for the actual replacement strategy.

---

**BC5C1617****Explanation:**

Firmware Error.

**Response:**

The FRU callouts are calculated at the time of the failure. See the error log for the actual replacement strategy.

---

**BC5C1618****Explanation:**

Firmware Error.

**Response:**

The FRU callouts are calculated at the time of the failure. See the error log for the actual replacement strategy.

---

**BC5C161A****Explanation:**

Firmware Error.

**Response:**

The FRU callouts are calculated at the time of the failure. See the error log for the actual replacement strategy.

---

**BC5C161B****Explanation:**

Firmware Error.

**Response:**

The FRU callouts are calculated at the time of the failure. See the error log for the actual replacement strategy.

---

**BC5C161C****Explanation:**

Firmware encountered an internal error.

**Response:**

The FRU callouts are calculated at the time of the failure. See the error log for the actual replacement strategy.

---

**BC5C161D****Explanation:**

Firmware load error.

**Response:**

The FRU callouts are calculated at the time of the failure. See the error log for the actual replacement strategy.

---

**BC5C1700****Explanation:**

During processor/memory subsystem initialization, an error was encountered: Request given to load payload into mirrored memory, but no mirrored memory exists at that location.

**Response:**

The FRU callouts are calculated at the time of the failure. See the error log for the actual replacement strategy.

---

**BC5C1701****Explanation:**

During processor/memory subsystem initialization, an error was encountered: Failure extending memory to after exiting cache contained mode.

**Response:**

The FRU callouts are calculated at the time of the failure. See the error log for the actual replacement strategy.

---

**BC5C1702****Explanation:**

A problem occurred during the IPL of the system.

**Response:**

The FRU callouts are calculated at the time of the failure. Examine the error log for the actual replacement strategy.

---

**BC5C1703****Explanation:**

During processor/memory subsystem initialization, an error was encountered: IStep failed, see other log(s) with the same PLID for reason.

**Response:**

The FRU callouts are calculated at the time of the failure. See the error log for the actual replacement strategy.

---

**BC5C1704****Explanation:**

A problem occurred during the IPL of the system.

**Response:**

The FRU callouts are calculated at the time of the failure. See the error log for the actual replacement strategy.

---

**BC5C1705****Explanation:**

A problem occurred during the IPL of the system.

**Response:**

The FRU callouts are calculated at the time of the failure. See the error log for the actual replacement strategy.

---

**BC5C1706****Explanation:**

During processor/memory subsystem initialization, an error was encountered: cpu\_master\_winkle returned an error.

**Response:**

The FRU callouts are calculated at the time of the failure. See the error log for the actual replacement strategy.

---

**BC5C1707****Explanation:**

A problem occurred during the IPL of the system.

**Response:**

The FRU callouts are calculated at the time of the failure. See the error log for the actual replacement strategy.

---

**BC5C1708****Explanation:**

A problem occurred during the IPL of the system.

**Response:**

The FRU callouts are calculated at the time of the failure. Examine the error log for the actual replacement strategy.

---

**BC5C1709****Explanation:**

During processor/memory subsystem initialization, an error was encountered: Call to getParentAffinityTarget requesting the number of EX chips with parent affinity to a core, returned an incorrect vector size, the expected size is 1.

**Response:**

The FRU callouts are calculated at the time of the failure. See the error log for the actual replacement strategy.

---

**BC5C170A****Explanation:**

A problem occurred during the IPL of the system.

**Response:**

The FRU callouts are calculated at the time of the failure. See the error log for the actual replacement strategy.

---

**BC5C170B****Explanation:**

A problem isolated to firmware or firmware customization occurred during the IPL of the system.

**Response:**

The FRU callouts are calculated at the time of the failure. See the error log for the actual replacement strategy.

---

**BC5C170C****Explanation:**

A problem occurred during the IPL of the system.

**Response:**

The FRU callouts are calculated at the time of the failure. See the error log for the actual replacement strategy.

---

**BC5C170D****Explanation:**

A problem isolated to firmware or firmware customization occurred during the IPL of the system.

**Response:**

The FRU callouts are calculated at the time of the failure. See the error log for the actual replacement strategy.

---

**BC5C170E****Explanation:**

A problem isolated to firmware or firmware customization occurred during the IPL of the system.

**Response:**

The FRU callouts are calculated at the time of the failure. See the error log for the actual replacement strategy.

---

**BC5C1711****Explanation:**

Platform generated error. See User Data.

**Response:**

The FRU callouts are calculated at the time of the failure. See the error log for the actual replacement strategy.

---

**BC5C1712****Explanation:**

Platform generated error.

**Response:**

The FRU callouts are calculated at the time of the failure. See the error log for the actual replacement strategy.

---

**BC5C1713****Explanation:**

Platform generated error. See User Data.

**Response:**

The FRU callouts are calculated at the time of the failure. See the error log for the actual replacement strategy.

---

**BC5C1714****Explanation:**

A problem occurred during the IPL of the system.

**Response:**

The FRU callouts are calculated at the time of the failure. See the error log for the actual replacement strategy.

---

**BC5C1715****Explanation:**

A problem occurred during the IPL of the system.

**Response:**

The FRU callouts are calculated at the time of the failure. See the error log for the actual replacement strategy.

---

**BC5C1716****Explanation:**

A problem occurred during the IPL of the system.

**Response:**

The FRU callouts are calculated at the time of the failure. See the error log for the actual replacement strategy.

---

**BC5C171A****Explanation:**

A problem occurred during the IPL of the system.

**Response:**

The FRU callouts are calculated at the time of the failure. See the error log for the actual replacement strategy.

---

**BC5C171B****Explanation:**

A problem occurred during the IPL of the system.

**Response:**

The FRU callouts are calculated at the time of the failure. See the error log for the actual replacement strategy.

---

**BC5C171C****Explanation:**

A problem occurred during the IPL of the system.

**Response:**

The FRU callouts are calculated at the time of the failure. See the error log for the actual replacement strategy.

---

**BC5C171D****Explanation:**

Platform security problem detected.

**Response:**

The FRU callouts are calculated at the time of the failure. See the error log for the actual replacement strategy.

---

**BC5C171E****Explanation:**

During processor/memory subsystem initialization, an error was encountered: There is no functional memory.

**Response:**

The FRU callouts are calculated at the time of the failure. See the error log for the actual replacement strategy.

---

**BC5C171F****Explanation:**

A problem occurred during the IPL of the system.

**Response:**

The FRU callouts are calculated at the time of the failure. See the error log for the actual replacement strategy.

---

**BC5C1720****Explanation:**

A problem occurred during the IPL of the system.

**Response:**

The FRU callouts are calculated at the time of the failure. See the error log for the actual replacement strategy.

---

**BC5C1721****Explanation:**

Platform security problem detected.

**Response:**

The FRU callouts are calculated at the time of the failure. See the error log for the actual replacement strategy.

---

**BC5C1722****Explanation:**

Platform security problem detected.

**Response:**

The FRU callouts are calculated at the time of the failure. See the error log for the actual replacement strategy.

---

**BC5C1723**

**Explanation:**

Platform security problem detected.

**Response:**

The FRU callouts are calculated at the time of the failure. See the error log for the actual replacement strategy.

---

**BC5C1724**

**Explanation:**

Platform security problem detected.

**Response:**

The FRU callouts are calculated at the time of the failure. See the error log for the actual replacement strategy.

---

**BC5C1725**

**Explanation:**

Platform security problem detected.

**Response:**

The FRU callouts are calculated at the time of the failure. See the error log for the actual replacement strategy.

---

**BC5C1726**

**Explanation:**

Platform security problem detected.

**Response:**

The FRU callouts are calculated at the time of the failure. See the error log for the actual replacement strategy.

---

**BC5C1727**

**Explanation:**

Platform security problem detected.

**Response:**

The FRU callouts are calculated at the time of the failure. See the error log for the actual replacement strategy.

---

**BC5C1728**

**Explanation:**

Platform security problem detected.

**Response:**

The FRU callouts are calculated at the time of the failure. See the error log for the actual replacement strategy.

---

**BC5C1729**

**Explanation:**

Host firmware did not find enough hardware to continue the boot.

**Response:**

The FRU callouts are calculated at the time of the failure. See the error log for the actual replacement strategy.

---

**BC5C1732**

**Explanation:**

Illegal action during boot.

**Response:**

The FRU callouts are calculated at the time of the failure. See the error log for the actual replacement strategy.

---

**BC5C1735**

**Explanation:**

A problem occurred during the IPL of the system.

**Response:**

The FRU callouts are calculated at the time of the failure. See the error log for the actual replacement strategy.

---

**BC5C1736**

**Explanation:**

A problem occurred during the IPL of the system.

**Response:**

The FRU callouts are calculated at the time of the failure. See the error log for the actual replacement strategy.

---

**BC5C1737**

**Explanation:**

A problem occurred during the IPL of the system.

**Response:**

The FRU callouts are calculated at the time of the failure. See the error log for the actual replacement strategy.

---

**BC5C1738**

**Explanation:**

Processor Error.

**Response:**

The FRU callouts are calculated at the time of the failure. See the error log for the actual replacement strategy.

---

**BC5C1739**

**Explanation:**

A problem occurred during the IPL of the system and the system will reboot.

**Response:**

The FRU callouts are calculated at the time of the failure. See the error log for the actual replacement strategy.

---

**BC5C173A****Explanation:**

A problem occurred during the IPL of the system.

**Response:**

The FRU callouts are calculated at the time of the failure. See the error log for the actual replacement strategy.

---

**BC5C1740****Explanation:**

During processor/memory subsystem initialization, an error was encountered: messages from other nodes have not returned in time.

**Response:**

The FRU callouts are calculated at the time of the failure. See the error log for the actual replacement strategy.

---

**BC5C1741****Explanation:**

During processor/memory subsystem initialization, an error was encountered: Freq attribute DATA timer thread failed.

**Response:**

The FRU callouts are calculated at the time of the failure. See the error log for the actual replacement strategy.

---

**BC5C1742****Explanation:**

Incompatible processor modules installed between drawers.

**Response:**

The FRU callouts are calculated at the time of the failure. See the error log for the actual replacement strategy.

---

**BC5C1743****Explanation:**

Incompatible processor modules installed between drawers.

**Response:**

The FRU callouts are calculated at the time of the failure. See the error log for the actual replacement strategy.

---

**BC5C1744****Explanation:**

Incompatible processor modules installed between drawers.

**Response:**

The FRU callouts are calculated at the time of the failure. See the error log for the actual replacement strategy.

---

**BC5C1745****Explanation:**

Incompatible processor modules installed between drawers.

**Response:**

The FRU callouts are calculated at the time of the failure. See the error log for the actual replacement strategy.

---

**BC5C1746****Explanation:**

Incompatible processor modules installed between drawers.

**Response:**

The FRU callouts are calculated at the time of the failure. See the error log for the actual replacement strategy.

---

**BC5C1747****Explanation:**

Host firmware did not find valid hardware to continue the boot.

**Response:**

The FRU callouts are calculated at the time of the failure. See the error log for the actual replacement strategy.

---

**BC5C1748****Explanation:**

Platform security problem detected.

**Response:**

The FRU callouts are calculated at the time of the failure. See the error log for the actual replacement strategy.

---

**BC5C1749****Explanation:**

Platform security problem detected.

**Response:**

The FRU callouts are calculated at the time of the failure. See the error log for the actual replacement strategy.

---

**BC5C174A****Explanation:**

There was an error training the SMP cables.

**Response:**

The FRU callouts are calculated at the time of the failure. See the error log for the actual replacement strategy.



---

**BC5C174C****Explanation:**

A problem isolated to firmware or firmware customization occurred during the IPL of the system.

**Response:**

The FRU callouts are calculated at the time of the failure. See the error log for the actual replacement strategy.

---

**BC5C174D****Explanation:**

PNOR-IPMI not enabled, BMC firmware needs to be updated.

**Response:**

The FRU callouts are calculated at the time of the failure. See the error log for the actual replacement strategy.

---

**BC5C174E****Explanation:**

During processor/memory subsystem initialization, an error was encountered: Kernel returned error when trying to activate core.

**Response:**

The FRU callouts are calculated at the time of the failure. See the error log for the actual replacement strategy.

---

**BC5C174F****Explanation:**

Unexpected IPL firmware data load error.

**Response:**

The FRU callouts are calculated at the time of the failure. See the error log for the actual replacement strategy.

---

**BC5C1750****Explanation:**

Platform security problem detected.

**Response:**

The FRU callouts are calculated at the time of the failure. See the error log for the actual replacement strategy.

---

**BC5C1752****Explanation:**

Platform security problem detected.

**Response:**

The FRU callouts are calculated at the time of the failure. See the error log for the actual replacement strategy.

---

**BC5C1803****Explanation:**

Task analyzing HW errors has failed.

**Response:**

The FRU callouts are calculated at the time of the failure. See the error log for the actual replacement strategy.

---

**BC5C1804****Explanation:**

Task analyzing HW errors has failed.

**Response:**

The FRU callouts are calculated at the time of the failure. See the error log for the actual replacement strategy.

---

**BC5C1901****Explanation:**

A problem occurred during the IPL of the system.

**Response:**

The FRU callouts are calculated at the time of the failure. See the error log for the actual replacement strategy.

---

**BC5C1902****Explanation:**

A problem occurred during the IPL of the system.

**Response:**

The FRU callouts are calculated at the time of the failure. See the error log for the actual replacement strategy.

---

**BC5C1903****Explanation:**

A problem occurred during the IPL of the system.

**Response:**

The FRU callouts are calculated at the time of the failure. See the error log for the actual replacement strategy.

---

**BC5C1904****Explanation:**

A problem occurred during the IPL of the system.

**Response:**

The FRU callouts are calculated at the time of the failure. See the error log for the actual replacement strategy.

---

**BC5C190C****Explanation:**

A problem occurred during the IPL of the system.

**Response:**

The FRU callouts are calculated at the time of the failure. See the error log for the actual replacement strategy.

---

**BC5C1A01**

**Explanation:**

During processor/memory subsystem initialization, an error was encountered.

**Response:**

The FRU callouts are calculated at the time of the failure. Examine the error log for the actual replacement strategy.

---

**BC5C1A02****Explanation:**

During processor/memory subsystem initialization, an error was encountered: HDAT Header data not as expected.

**Response:**

The FRU callouts are calculated at the time of the failure. See the error log for the actual replacement strategy.

---

**BC5C1A03****Explanation:**

During processor/memory subsystem initialization, an error was encountered: Tuple is unallocated.

**Response:**

The FRU callouts are calculated at the time of the failure. See the error log for the actual replacement strategy.

---

**BC5C1A04****Explanation:**

During processor/memory subsystem initialization, an error was encountered: Section is not valid in standalone mode.

**Response:**

The FRU callouts are calculated at the time of the failure. See the error log for the actual replacement strategy.

---

**BC5C1A05****Explanation:**

Kernel failed to map memory.

**Response:**

The FRU callouts are calculated at the time of the failure. See the error log for the actual replacement strategy.

---

**BC5C1A08****Explanation:**

During processor/memory subsystem initialization, an error was encountered: There is no host data for specified kind of payload.

**Response:**

The FRU callouts are calculated at the time of the failure. See the error log for the actual replacement strategy.

---

**BC5C1A09****Explanation:**

During processor/memory subsystem initialization, an error was encountered.

**Response:**

The FRU callouts are calculated at the time of the failure. Examine the error log for the actual replacement strategy.

---

**BC5C1A0A****Explanation:**

During processor/memory subsystem initialization, an error was encountered: NACA data doesn't seem right.

**Response:**

The FRU callouts are calculated at the time of the failure. See the error log for the actual replacement strategy.

---

**BC5C1A0B****Explanation:**

During processor/memory subsystem initialization, an error was encountered: HDAT data block falls outside valid range.

**Response:**

The FRU callouts are calculated at the time of the failure. See the error log for the actual replacement strategy.

---

**BC5C1A0C****Explanation:**

During processor/memory subsystem initialization, an error was encountered: Unknown section requested.

**Response:**

The FRU callouts are calculated at the time of the failure. See the error log for the actual replacement strategy.

---

**BC5C1A0E****Explanation:**

During processor/memory subsystem initialization, an error was encountered.

**Response:**

The FRU callouts are calculated at the time of the failure. Examine the error log for the actual replacement strategy.

---

**BC5C1A0F****Explanation:**

During processor/memory subsystem initialization, an error was encountered.

**Response:**

The FRU callouts are calculated at the time of the failure. Examine the error log for the actual replacement strategy.

---

---

**BC5C1A10****Explanation:**

During processor/memory subsystem initialization, an error was encountered.

**Response:**

The FRU callouts are calculated at the time of the failure. Examine the error log for the actual replacement strategy.

---

**BC5C1A11****Explanation:**

During processor/memory subsystem initialization, an error was encountered.

**Response:**

The FRU callouts are calculated at the time of the failure. Examine the error log for the actual replacement strategy.

---

**BC5C1A12****Explanation:**

During processor/memory subsystem initialization, an error was encountered.

**Response:**

The FRU callouts are calculated at the time of the failure. Examine the error log for the actual replacement strategy.

---

**BC5C1A14****Explanation:**

During processor/memory subsystem initialization, an error was encountered.

**Response:**

The FRU callouts are calculated at the time of the failure. Examine the error log for the actual replacement strategy.

---

**BC5C1A15****Explanation:**

During processor/memory subsystem initialization, an error was encountered.

**Response:**

The FRU callouts are calculated at the time of the failure. Examine the error log for the actual replacement strategy.

---

**BC5C1A16****Explanation:**

During processor/memory subsystem initialization, an error was encountered: Could not find a valid SPIRA of any type.

**Response:**

The FRU callouts are calculated at the time of the failure. See the error log for the actual replacement strategy.

---

**BC5C1A18****Explanation:**

During processor/memory subsystem initialization, an error was encountered.

**Response:**

The FRU callouts are calculated at the time of the failure. Examine the error log for the actual replacement strategy.

---

**BC5C1A19****Explanation:**

During processor/memory subsystem initialization, an error was encountered: No associated DMI targeting target(s) found for given MEMBUF targeting target.

**Response:**

The FRU callouts are calculated at the time of the failure. See the error log for the actual replacement strategy.

---

**BC5C1A1A****Explanation:**

During processor/memory subsystem initialization, an error was encountered: The targeting type of the input targeting target is not supported by runtime code.

**Response:**

The FRU callouts are calculated at the time of the failure. See the error log for the actual replacement strategy.

---

**BC5C1A1B****Explanation:**

During processor/memory subsystem initialization, an error was encountered: No processor targeting target was found for the given targeting target.

**Response:**

The FRU callouts are calculated at the time of the failure. See the error log for the actual replacement strategy.

---

**BC5C1A1C****Explanation:**

Kernel failed to unmap memory.

**Response:**

The FRU callouts are calculated at the time of the failure. See the error log for the actual replacement strategy.

---

**BC5C1A1D****Explanation:**

During processor/memory subsystem initialization, an error was encountered: PM load complex unknown mode.

**Response:**

The FRU callouts are calculated at the time of the failure. See the error log for the actual replacement strategy.

---

**BC5C1A1E****Explanation:**

During processor/memory subsystem initialization, an error was encountered: HCODE scom update runtime interface not linked.

**Response:**

The FRU callouts are calculated at the time of the failure. See the error log for the actual replacement strategy.

---

**BC5C1A1F****Explanation:**

During processor/memory subsystem initialization, an error was encountered: HCODE SCOM update error.

**Response:**

The FRU callouts are calculated at the time of the failure. See the error log for the actual replacement strategy.

---

**BC5C1A20****Explanation:**

Firmware error during boot.

**Response:**

The FRU callouts are calculated at the time of the failure. See the error log for the actual replacement strategy.

---

**BC5C1A21****Explanation:**

Platform security problem detected.

**Response:**

The FRU callouts are calculated at the time of the failure. See the error log for the actual replacement strategy.

---

**BC5C1A22****Explanation:**

Platform security problem detected.

**Response:**

The FRU callouts are calculated at the time of the failure. See the error log for the actual replacement strategy.

---

**BC5C1A23****Explanation:**

Unexpected boot firmware error.

**Response:**

The FRU callouts are calculated at the time of the failure. See the error log for the actual replacement strategy.

---

**BC5C1A24****Explanation:**

Platform security problem detected.

**Response:**

The FRU callouts are calculated at the time of the failure. See the error log for the actual replacement strategy.

---

**BC5C1A25****Explanation:**

Platform security problem detected.

**Response:**

The FRU callouts are calculated at the time of the failure. See the error log for the actual replacement strategy.

---

**BC5C1A26****Explanation:**

Unexpected boot firmware error.

**Response:**

The FRU callouts are calculated at the time of the failure. See the error log for the actual replacement strategy.

---

**BC5C1A27****Explanation:**

During processor/memory subsystem initialization, an error was encountered: Unable to fill in HB data memory.

**Response:**

The FRU callouts are calculated at the time of the failure. See the error log for the actual replacement strategy.

---

**BC5C1A28****Explanation:**

Internal system error occurred.

**Response:**

The FRU callouts are calculated at the time of the failure. See the error log for the actual replacement strategy.

---

**BC5C1A29****Explanation:**

Internal system error occurred.

**Response:**

The FRU callouts are calculated at the time of the failure. See the error log for the actual replacement strategy.

---

**BC5C1A2A****Explanation:**

Platform security problem detected.

**Response:**

The FRU callouts are calculated at the time of the failure. See the error log for the actual replacement strategy.

---

**BC5C1A2B****Explanation:**

Platform security problem detected.

**Response:**

The FRU callouts are calculated at the time of the failure. See the error log for the actual replacement strategy.

---

**BC5C1A2C****Explanation:**

Platform security problem detected.

**Response:**

The FRU callouts are calculated at the time of the failure. See the error log for the actual replacement strategy.

---

**BC5C1A2D****Explanation:**

Platform security problem detected.

**Response:**

The FRU callouts are calculated at the time of the failure. See the error log for the actual replacement strategy.

---

**BC5C1A2E****Explanation:**

Platform security problem detected.

**Response:**

The FRU callouts are calculated at the time of the failure. See the error log for the actual replacement strategy.

---

**BC5C1A2F****Explanation:**

Platform security problem detected.

**Response:**

The FRU callouts are calculated at the time of the failure. See the error log for the actual replacement strategy.

---

**BC5C1A30****Explanation:**

Platform security problem detected.

**Response:**

The FRU callouts are calculated at the time of the failure. See the error log for the actual replacement strategy.

---

**BC5C1A31****Explanation:**

Platform security problem detected.

**Response:**

The FRU callouts are calculated at the time of the failure. See the error log for the actual replacement strategy.

---

**BC5C1A32****Explanation:**

During processor/memory subsystem initialization, an error was encountered: Error with Firmware Notify request.

**Response:**

The FRU callouts are calculated at the time of the failure. See the error log for the actual replacement strategy.

---

**BC5C1A34****Explanation:**

During processor/memory subsystem initialization, an error was encountered: SBE error recovery attempt failed.

**Response:**

The FRU callouts are calculated at the time of the failure. See the error log for the actual replacement strategy.

---

**BC5C1A35****Explanation:**

During processor/memory subsystem initialization, an error was encountered: SBE error recovery attempt failed.

**Response:**

The FRU callouts are calculated at the time of the failure. See the error log for the actual replacement strategy.

---

**BC5C1A37****Explanation:**

During processor/memory subsystem initialization, an error was encountered: The Firmware Request call failed.

**Response:**

The FRU callouts are calculated at the time of the failure. See the error log for the actual replacement strategy.

---

**BC5C1A38****Explanation:**

During processor/memory subsystem initialization, an error was encountered: The Firmware Request call failed.

**Response:**

The FRU callouts are calculated at the time of the failure. See the error log for the actual replacement strategy.

---

**BC5C1A39****Explanation:**

During processor/memory subsystem initialization, an error was encountered: The Firmware Request call failed.

**Response:**

The FRU callouts are calculated at the time of the failure. See the error log for the actual replacement strategy.

---

**BC5C1A3A****Explanation:**

Firmware encountered an internal error.

**Response:**

The FRU callouts are calculated at the time of the failure. See the error log for the actual replacement strategy.

---

**BC5C1A3B****Explanation:**

Firmware encountered an internal error.

**Response:**

The FRU callouts are calculated at the time of the failure. See the error log for the actual replacement strategy.

---

**BC5C1A3C****Explanation:**

During processor/memory subsystem initialization, an error was encountered: Attribute failed to update on HBRT side.

**Response:**

The FRU callouts are calculated at the time of the failure. See the error log for the actual replacement strategy.

---

**BC5C1A3D****Explanation:**

Hostboot attempted to reserve memory outside of allowed range.

**Response:**

The FRU callouts are calculated at the time of the failure. See the error log for the actual replacement strategy.

---

**BC5C1A3E****Explanation:**

During processor/memory subsystem initialization, an error was encountered: messages from other nodes have not returned in time.

**Response:**

The FRU callouts are calculated at the time of the failure. See the error log for the actual replacement strategy.

---

---

**BC5C1A3F****Explanation:**

During processor/memory subsystem initialization, an error was encountered: sendSBESystemConfig timer thread failed.

**Response:**

The FRU callouts are calculated at the time of the failure. See the error log for the actual replacement strategy.

---

**BC5C1A40****Explanation:**

Informational log containing historic data.

**Response:**

The FRU callouts are calculated at the time of the failure. See the error log for the actual replacement strategy.

---

**BC5C1A42****Explanation:**

Failure in the security subsystem.

**Response:**

The FRU callouts are calculated at the time of the failure. See the error log for the actual replacement strategy.

---

**BC5C1A43****Explanation:**

Failure in the security subsystem.

**Response:**

The FRU callouts are calculated at the time of the failure. See the error log for the actual replacement strategy.

---

**BC5C1A44****Explanation:**

Firmware error initializing system data structures during boot.

**Response:**

The FRU callouts are calculated at the time of the failure. See the error log for the actual replacement strategy.

---

**BC5C1B01****Explanation:**

Boot firmware has crashed with an internal error.

**Response:**

The FRU callouts are calculated at the time of the failure. See the error log for the actual replacement strategy.

---

**BC5C1B02****Explanation:**

Boot firmware has crashed with an internal error.

---

**Response:**

The FRU callouts are calculated at the time of the failure. See the error log for the actual replacement strategy.

---

**BC5C1B03****Explanation:**

Boot firmware has crashed with an internal error.

**Response:**

The FRU callouts are calculated at the time of the failure. See the error log for the actual replacement strategy.

---

**BC5C1C01****Explanation:**

During processor/memory subsystem initialization, an error was encountered.

**Response:**

The FRU callouts are calculated at the time of the failure. Examine the error log for the actual replacement strategy.

---

**BC5C1C02****Explanation:**

During processor/memory subsystem initialization, an error was encountered.

**Response:**

The FRU callouts are calculated at the time of the failure. Examine the error log for the actual replacement strategy.

---

**BC5C1C03****Explanation:**

During processor/memory subsystem initialization, an error was encountered: System configuration does not have a Parent DMI for the current centaur.

**Response:**

The FRU callouts are calculated at the time of the failure. See the error log for the actual replacement strategy.

---

**BC5C1C05****Explanation:**

During processor/memory subsystem initialization, an error was encountered: SUE Encountered when collecting IBSCOM Error Data.

**Response:**

The FRU callouts are calculated at the time of the failure. See the error log for the actual replacement strategy.

---

**BC5C1C06****Explanation:**

During processor/memory subsystem initialization, an error was encountered: Bus failure when attempting to perform IBSCOM operation. IBSCOM disabled.

**Response:**

The FRU callouts are calculated at the time of the failure. See the error log for the actual replacement strategy.

---

**BC5C1C07****Explanation:**

During processor/memory subsystem initialization, an error was encountered.

**Response:**

The FRU callouts are calculated at the time of the failure. Examine the error log for the actual replacement strategy.

---

**BC5C1C08****Explanation:**

During processor/memory subsystem initialization, an error was encountered: PIB error when attempting to perform IBSCOM operation.

**Response:**

The FRU callouts are calculated at the time of the failure. See the error log for the actual replacement strategy.

---

**BC5C1C09****Explanation:**

During processor/memory subsystem initialization, an error was encountered: Detected error doesn't match the address we failed on.

**Response:**

The FRU callouts are calculated at the time of the failure. See the error log for the actual replacement strategy.

---

**BC5C1C0A****Explanation:**

During processor/memory subsystem initialization, an error was encountered: Previous error disabled ibscom, so forcing a retry via FSI.

**Response:**

The FRU callouts are calculated at the time of the failure. See the error log for the actual replacement strategy.

---

**BC5C1D01****Explanation:**

A problem occurred during the IPL of the system.

**Response:**

The FRU callouts are calculated at the time of the failure. See the error log for the actual replacement strategy.

---

**BC5C1D03****Explanation:**

During processor/memory subsystem initialization, an error was encountered: The record enumeration did not have a corresponding string value.

**Response:**

The FRU callouts are calculated at the time of the failure. See the error log for the actual replacement strategy.

---

**BC5C1D04****Explanation:**

A problem occurred during the IPL of the system.

**Response:**

The FRU callouts are calculated at the time of the failure. See the error log for the actual replacement strategy.

---

**BC5C1D05****Explanation:**

During processor/memory subsystem initialization, an error was encountered: Record name does not match value expected for offset read.

**Response:**

The FRU callouts are calculated at the time of the failure. See the error log for the actual replacement strategy.

---

**BC5C1D06****Explanation:**

During processor/memory subsystem initialization, an error was encountered: Buffer for checking Presence Detect was not the correct size.

**Response:**

The FRU callouts are calculated at the time of the failure. See the error log for the actual replacement strategy.

---

**BC5C1D07****Explanation:**

During processor/memory subsystem initialization, an error was encountered: Invalid Basic Memory Type.

**Response:**

The FRU callouts are calculated at the time of the failure. See the error log for the actual replacement strategy.

---

**BC5C1D09****Explanation:**

A problem occurred during the IPL of the system.

**Response:**

The FRU callouts are calculated at the time of the failure. See the error log for the actual replacement strategy.

---

**BC5C1D0B****Explanation:**

A problem occurred during the IPL of the system.

**Response:**

The FRU callouts are calculated at the time of the failure. See the error log for the actual replacement strategy.

---

**BC5C1D0D****Explanation:**

A problem occurred during the IPL of the system.

**Response:**

The FRU callouts are calculated at the time of the failure. See the error log for the actual replacement strategy.

---

**BC5C1D0E****Explanation:**

A problem occurred during the IPL of the system.

**Response:**

The FRU callouts are calculated at the time of the failure. See the error log for the actual replacement strategy.

---

**BC5C1D0F****Explanation:**

A problem occurred during the IPL of the system.

**Response:**

The FRU callouts are calculated at the time of the failure. See the error log for the actual replacement strategy.

---

**BC5C1D10****Explanation:**

A problem occurred during the IPL of the system.

**Response:**

The FRU callouts are calculated at the time of the failure. See the error log for the actual replacement strategy.

---

**BC5C1D11****Explanation:**

A problem occurred during the IPL of the system.

**Response:**

The FRU callouts are calculated at the time of the failure. See the error log for the actual replacement strategy.

---

**BC5C1D13****Explanation:**

A problem occurred during the IPL of the system.

**Response:**



The FRU callouts are calculated at the time of the failure. Examine the error log for the actual replacement strategy.

---

**BC5C1D14****Explanation:**

A problem occurred during the IPL of the system.

**Response:**

The FRU callouts are calculated at the time of the failure. See the error log for the actual replacement strategy.

---

**BC5C1D15****Explanation:**

A problem occurred during the IPL of the system.

**Response:**

The FRU callouts are calculated at the time of the failure. See the error log for the actual replacement strategy.

---

**BC5C1D16****Explanation:**

During processor/memory subsystem initialization, an error was encountered: Requested VPD type is invalid or not supported at runtime.

**Response:**

The FRU callouts are calculated at the time of the failure. See the error log for the actual replacement strategy.

---

**BC5C1D18****Explanation:**

During processor/memory subsystem initialization, an error was encountered.

**Response:**

The FRU callouts are calculated at the time of the failure. Examine the error log for the actual replacement strategy.

---

**BC5C1D19****Explanation:**

During processor/memory subsystem initialization, an error was encountered.

**Response:**

The FRU callouts are calculated at the time of the failure. Examine the error log for the actual replacement strategy.

---

**BC5C1D1A****Explanation:**

During processor/memory subsystem initialization, an error was encountered: Hypervisor returned NULL address for VPD.

**Response:**

The FRU callouts are calculated at the time of the failure. See the error log for the actual replacement strategy.

---

**BC5C1D1B****Explanation:**

During processor/memory subsystem initialization, an error was encountered: Reserved size in memory insufficient for runtime VPD.

**Response:**

The FRU callouts are calculated at the time of the failure. See the error log for the actual replacement strategy.

---

**BC5C1D1C****Explanation:**

During processor/memory subsystem initialization, an error was encountered.

**Response:**

The FRU callouts are calculated at the time of the failure. Examine the error log for the actual replacement strategy.

---

**BC5C1D30****Explanation:**

During processor/memory subsystem initialization, an error was encountered: The VHDR was invalid.

**Response:**

The FRU callouts are calculated at the time of the failure. See the error log for the actual replacement strategy.

---

**BC5C1D31****Explanation:**

During processor/memory subsystem initialization, an error was encountered: Unable to resolve the VPD source (PNOR or SEEPROM).

**Response:**

The FRU callouts are calculated at the time of the failure. See the error log for the actual replacement strategy.

---

**BC5C1D32****Explanation:**

During processor/memory subsystem initialization, an error was encountered: writePNOR mm\_remove\_pages FLUSH failed.

**Response:**

The FRU callouts are calculated at the time of the failure. See the error log for the actual replacement strategy.

---

**BC5C1D33****Explanation:**

During processor/memory subsystem initialization, an error was encountered: Unexpected target type.

**Response:**

The FRU callouts are calculated at the time of the failure. See the error log for the actual replacement strategy.

---

**BC5C1D34**

**Explanation:**

During processor/memory subsystem initialization, an error was encountered: Unable to resolve the VPD destination (PNOR or SEEPROM).

**Response:**

The FRU callouts are calculated at the time of the failure. See the error log for the actual replacement strategy.

---

**BC5C1D35**

**Explanation:**

Fatal firmware boot error.

**Response:**

The FRU callouts are calculated at the time of the failure. See the error log for the actual replacement strategy.

---

**BC5C1D36**

**Explanation:**

During processor/memory subsystem initialization, an error was encountered: presenceDetect> Invalid data length (!= 1 bytes).

**Response:**

The FRU callouts are calculated at the time of the failure. See the error log for the actual replacement strategy.

---

**BC5C1D37**

**Explanation:**

During processor/memory subsystem initialization, an error was encountered: MBOX send not supported in HBRT.

**Response:**

The FRU callouts are calculated at the time of the failure. See the error log for the actual replacement strategy.

---

**BC5C1D3B**

**Explanation:**

During processor/memory subsystem initialization, an error was encountered: Node for VPD is too large.

**Response:**

The FRU callouts are calculated at the time of the failure. See the error log for the actual replacement strategy.

---

**BC5C1D3C**

**Explanation:**

Firmware error writing VPD.

**Response:**

The FRU callouts are calculated at the time of the failure. See the error log for the actual replacement strategy.

---

**BC5C1D3D**

**Explanation:**

Runtime vital product data update failure.

**Response:**

The FRU callouts are calculated at the time of the failure. See the error log for the actual replacement strategy.

---

**BC5C1D3E**

**Explanation:**

Firmware configuration error.

**Response:**

The FRU callouts are calculated at the time of the failure. See the error log for the actual replacement strategy.

---

**BC5C1D3F**

**Explanation:**

Firmware error during boot.

**Response:**

The FRU callouts are calculated at the time of the failure. See the error log for the actual replacement strategy.

---

**BC5C1E01**

**Explanation:**

During processor/memory subsystem initialization, an error was encountered.

**Response:**

The FRU callouts are calculated at the time of the failure. Examine the error log for the actual replacement strategy.

---

**BC5C1E02**

**Explanation:**

During processor/memory subsystem initialization, an error was encountered.

**Response:**

The FRU callouts are calculated at the time of the failure. Examine the error log for the actual replacement strategy.

---

**BC5C1E03**

**Explanation:**

A problem occurred during the IPL of the system.

**Response:**

The FRU callouts are calculated at the time of the failure. Examine the error log for the actual replacement strategy.

---

**BC5C1E05****Explanation:**

A problem occurred during the IPL of the system.

**Response:**

The FRU callouts are calculated at the time of the failure. See the error log for the actual replacement strategy.

---

**BC5C1E06****Explanation:**

A problem occurred during the IPL of the system.

**Response:**

The FRU callouts are calculated at the time of the failure. Examine the error log for the actual replacement strategy.

---

**BC5C1E07****Explanation:**

Secure Boot firmware validation failed.

**Response:**

The FRU callouts are calculated at the time of the failure. See the error log for the actual replacement strategy.

---

**BC5C1E09****Explanation:**

Unexpected internal firmware error.

**Response:**

The FRU callouts are calculated at the time of the failure. See the error log for the actual replacement strategy.

---

**BC5C1E0B****Explanation:**

Security failure occurred during the IPL of the system.

**Response:**

The FRU callouts are calculated at the time of the failure. See the error log for the actual replacement strategy.

---

**BC5C1E0C****Explanation:**

Boot firmware integrity issue; Reinstall boot firmware.

**Response:**

The FRU callouts are calculated at the time of the failure. See the error log for the actual replacement strategy.

---

**BC5C1E0D****Explanation:**

Firmware Error.

**Response:**

The FRU callouts are calculated at the time of the failure. See the error log for the actual replacement strategy.

---

**BC5C1E0E****Explanation:**

Platform security problem detected.

**Response:**

The FRU callouts are calculated at the time of the failure. See the error log for the actual replacement strategy.

---

**BC5C1E0F****Explanation:**

Firmware Error.

**Response:**

The FRU callouts are calculated at the time of the failure. See the error log for the actual replacement strategy.

---

**BC5C1E10****Explanation:**

Firmware Error.

**Response:**

The FRU callouts are calculated at the time of the failure. See the error log for the actual replacement strategy.

---

**BC5C1E11****Explanation:**

Firmware Error.

**Response:**

The FRU callouts are calculated at the time of the failure. See the error log for the actual replacement strategy.

---

**BC5C1E12****Explanation:**

Firmware Error.

**Response:**

The FRU callouts are calculated at the time of the failure. See the error log for the actual replacement strategy.

---

**BC5C1E13****Explanation:**

Boot firmware integrity issue; Reinstall boot firmware.

**Response:**

The FRU callouts are calculated at the time of the failure. See the error log for the actual replacement strategy.

---

**BC5C1E14****Explanation:**

Secure Boot failure.

**Response:**

The FRU callouts are calculated at the time of the failure. See the error log for the actual replacement strategy.

---

**BC5C1E15**

**Explanation:**

Planar jumper configuration.

**Response:**

The FRU callouts are calculated at the time of the failure. See the error log for the actual replacement strategy.

---

**BC5C1E16**

**Explanation:**

A problem occurred during the IPL of the system.

**Response:**

The FRU callouts are calculated at the time of the failure. See the error log for the actual replacement strategy.

---

**BC5C1E17**

**Explanation:**

Could not allocate any requested SMF memory.

**Response:**

The FRU callouts are calculated at the time of the failure. See the error log for the actual replacement strategy.

---

**BC5C1E18**

**Explanation:**

SMF secure memory allocation request altered to satisfy memory allocation rules.

**Response:**

The FRU callouts are calculated at the time of the failure. See the error log for the actual replacement strategy.

---

**BC5C1E20**

**Explanation:**

Secure Boot failure.

**Response:**

The FRU callouts are calculated at the time of the failure. See the error log for the actual replacement strategy.

---

**BC5C1E21**

**Explanation:**

Secure Boot failure.

**Response:**

The FRU callouts are calculated at the time of the failure. See the error log for the actual replacement strategy.

---

**BC5C1E22**

**Explanation:**

Secure Boot failure.

**Response:**

The FRU callouts are calculated at the time of the failure. See the error log for the actual replacement strategy.

---

**BC5C1E23**

**Explanation:**

Secure Boot failure.

**Response:**

The FRU callouts are calculated at the time of the failure. See the error log for the actual replacement strategy.

---

**BC5C1E24**

**Explanation:**

Secure Boot failure.

**Response:**

The FRU callouts are calculated at the time of the failure. See the error log for the actual replacement strategy.

---

**BC5C1E25**

**Explanation:**

Secure Boot failure.

**Response:**

The FRU callouts are calculated at the time of the failure. See the error log for the actual replacement strategy.

---

**BC5C1E26**

**Explanation:**

Secure Boot failure.

**Response:**

The FRU callouts are calculated at the time of the failure. See the error log for the actual replacement strategy.

---

**BC5C1E27**

**Explanation:**

Secure Boot failure.

**Response:**

The FRU callouts are calculated at the time of the failure. See the error log for the actual replacement strategy.

---

**BC5C1E28**

**Explanation:**

Secure Boot failure.

**Response:**

The FRU callouts are calculated at the time of the failure. See the error log for the actual replacement strategy.

---

**BC5C1E29****Explanation:**

Secure Boot failure.

**Response:**

The FRU callouts are calculated at the time of the failure. See the error log for the actual replacement strategy.

---

**BC5C1E2A****Explanation:**

Secure Boot failure.

**Response:**

The FRU callouts are calculated at the time of the failure. See the error log for the actual replacement strategy.

---

**BC5C1E2B****Explanation:**

Secure Boot failure.

**Response:**

The FRU callouts are calculated at the time of the failure. See the error log for the actual replacement strategy.

---

**BC5C1E2D****Explanation:**

During processor/memory subsystem initialization, an error was encountered: Could not fetch primary TPM's Log.

**Response:**

The FRU callouts are calculated at the time of the failure. See the error log for the actual replacement strategy.

---

**BC5C1E30****Explanation:**

Trusted Boot failure.

**Response:**

The FRU callouts are calculated at the time of the failure. See the error log for the actual replacement strategy.

---

**BC5C1E31****Explanation:**

Trusted Boot failure.

**Response:**

The FRU callouts are calculated at the time of the failure. See the error log for the actual replacement strategy.

---

**BC5C1E32****Explanation:**

Trusted Boot failure.

**Response:**

The FRU callouts are calculated at the time of the failure. See the error log for the actual replacement strategy.

---

**BC5C1E33****Explanation:**

Trusted Boot failure.

**Response:**

The FRU callouts are calculated at the time of the failure. See the error log for the actual replacement strategy.

---

**BC5C1E34****Explanation:**

Trusted Boot failure.

**Response:**

The FRU callouts are calculated at the time of the failure. See the error log for the actual replacement strategy.

---

**BC5C1E41****Explanation:**

A problem occurred during the IPL of the system.

**Response:**

The FRU callouts are calculated at the time of the failure. See the error log for the actual replacement strategy.

---

**BC5C1E42****Explanation:**

A problem occurred during the IPL of the system.

**Response:**

The FRU callouts are calculated at the time of the failure. See the error log for the actual replacement strategy.

---

**BC5C1E43****Explanation:**

A problem occurred during the IPL of the system.

**Response:**

The FRU callouts are calculated at the time of the failure. See the error log for the actual replacement strategy.

---

**BC5C1E44****Explanation:**

Physical Presence was Asserted.

**Response:**

The FRU callouts are calculated at the time of the failure. See the error log for the actual replacement strategy.

---

**BC5C1E45****Explanation:**

Re-IPLing to open a Physical Presence Window.

**Response:**

The FRU callouts are calculated at the time of the failure. See the error log for the actual replacement strategy.

---

**BC5C1E46****Explanation:**

A problem occurred during the IPL of the system.

**Response:**

The FRU callouts are calculated at the time of the failure. See the error log for the actual replacement strategy.

---

**BC5C1E47****Explanation:**

Detected Special Key Clear Request.

**Response:**

The FRU callouts are calculated at the time of the failure. See the error log for the actual replacement strategy.

---

**BC5C1EA0****Explanation:**

During processor/memory subsystem initialization, an error was encountered: Invalid operation type.

**Response:**

The FRU callouts are calculated at the time of the failure. See the error log for the actual replacement strategy.

---

**BC5C1EA1****Explanation:**

During processor/memory subsystem initialization, an error was encountered: No Trusted Platform Modules (TPM) found in system.

**Response:**

The FRU callouts are calculated at the time of the failure. See the error log for the actual replacement strategy.

---

**BC5C1EA2****Explanation:**

During processor/memory subsystem initialization, an error was encountered: Command failure reading Trusted Platform Module (TPM) FW version.

**Response:**

The FRU callouts are calculated at the time of the failure. See the error log for the actual replacement strategy.

---

**BC5C1EA3****Explanation:**

During processor/memory subsystem initialization, an error was encountered: Command failure reading Trusted Platform Module (TPM) FW version.

**Response:**

The FRU callouts are calculated at the time of the failure. See the error log for the actual replacement strategy.

---

**BC5C1EA4****Explanation:**

During processor/memory subsystem initialization, an error was encountered: Command failure reading Trusted Platform Module (TPM) FW version.

**Response:**

The FRU callouts are calculated at the time of the failure. See the error log for the actual replacement strategy.

---

**BC5C1EA5****Explanation:**

During processor/memory subsystem initialization, an error was encountered: Command failure reading Trusted Platform Module (TPM) FW version.

**Response:**

The FRU callouts are calculated at the time of the failure. See the error log for the actual replacement strategy.

---

**BC5C1EA6****Explanation:**

During processor/memory subsystem initialization, an error was encountered: Unsupported command code during marshal.

**Response:**

The FRU callouts are calculated at the time of the failure. See the error log for the actual replacement strategy.

---

**BC5C1EA7****Explanation:**

During processor/memory subsystem initialization, an error was encountered: Marshaling error detected.

**Response:**

The FRU callouts are calculated at the time of the failure. See the error log for the actual replacement strategy.

---

**BC5C1EA8****Explanation:**

During processor/memory subsystem initialization, an error was encountered: Unsupported command code during unmarshal.

**Response:**

The FRU callouts are calculated at the time of the failure. See the error log for the actual replacement strategy.

---

**BC5C1EA9****Explanation:**

During processor/memory subsystem initialization, an error was encountered: Unmarshaling error detected.

**Response:**

The FRU callouts are calculated at the time of the failure. See the error log for the actual replacement strategy.

---

**BC5C1F01****Explanation:**

During processor/memory subsystem initialization, an error was encountered: IPC service provider received an unexpected message.

**Response:**

The FRU callouts are calculated at the time of the failure. See the error log for the actual replacement strategy.

---

**BC5C2101****Explanation:**

During processor/memory subsystem initialization, an error was encountered.

**Response:**

The FRU callouts are calculated at the time of the failure. Examine the error log for the actual replacement strategy.

---

**BC5C2102****Explanation:**

During processor/memory subsystem initialization, an error was encountered.

**Response:**

The FRU callouts are calculated at the time of the failure. Examine the error log for the actual replacement strategy.

---

**BC5C2201****Explanation:**

A problem occurred while updating processor boot code.

**Response:**

The FRU callouts are calculated at the time of the failure. See the error log for the actual replacement strategy.

---

**BC5C2202****Explanation:**

A problem occurred while updating processor boot code.

**Response:**

The FRU callouts are calculated at the time of the failure. See the error log for the actual replacement strategy.

---

**BC5C2203****Explanation:**

A problem occurred while updating processor boot code.

**Response:**

The FRU callouts are calculated at the time of the failure. See the error log for the actual replacement strategy.

---

**BC5C2204****Explanation:**

A problem occurred while updating processor boot code.

**Response:**

The FRU callouts are calculated at the time of the failure. See the error log for the actual replacement strategy.

---

**BC5C2206****Explanation:**

A problem occurred while updating processor boot code.

**Response:**

The FRU callouts are calculated at the time of the failure. See the error log for the actual replacement strategy.

---

**BC5C2207****Explanation:**

A problem occurred while updating processor boot code.

**Response:**

The FRU callouts are calculated at the time of the failure. See the error log for the actual replacement strategy.

---

**BC5C2208****Explanation:**

A problem occurred while updating processor boot code.

**Response:**

The FRU callouts are calculated at the time of the failure. See the error log for the actual replacement strategy.

---

**BC5C220A****Explanation:**

A problem occurred while updating processor boot code.

**Response:**

The FRU callouts are calculated at the time of the failure. See the error log for the actual replacement strategy.

---

**BC5C220B****Explanation:**

A problem occurred while updating processor boot code.

**Response:**

The FRU callouts are calculated at the time of the failure. See the error log for the actual replacement strategy.

---

**BC5C220D****Explanation:**

A problem occurred while updating processor boot code.

**Response:**

The FRU callouts are calculated at the time of the failure. See the error log for the actual replacement strategy.

---

**BC5C220E****Explanation:**

During processor/memory subsystem initialization, an error was encountered: Invalid Boot SEEPROM Side Found.

**Response:**

The FRU callouts are calculated at the time of the failure. See the error log for the actual replacement strategy.

---

**BC5C220F****Explanation:**

ECC or Data Mismatch Fail Reading Back Self Boot Engine (SBE) Version Information.

**Response:**

The FRU callouts are calculated at the time of the failure. See the error log for the actual replacement strategy.

---

**BC5C2210****Explanation:**

A problem occurred while updating processor boot code.

**Response:**

The FRU callouts are calculated at the time of the failure. See the error log for the actual replacement strategy.

---

**BC5C2211****Explanation:**

A problem occurred while updating processor boot code.

**Response:**

The FRU callouts are calculated at the time of the failure. See the error log for the actual replacement strategy.

---

**BC5C2212****Explanation:**

Successful Update of Self Boot Engine (SBE) SEEPROM SBE Version Information.

**Response:**

The FRU callouts are calculated at the time of the failure. See the error log for the actual replacement strategy.

---

**BC5C2213****Explanation:**

Self Boot Engine (SBE) Version Mismatch with Master Target.

**Response:**

The FRU callouts are calculated at the time of the failure. See the error log for the actual replacement strategy.

---

**BC5C2214****Explanation:**

During processor/memory subsystem initialization, an error was encountered: Error Associated with Updating this Target.

**Response:**

The FRU callouts are calculated at the time of the failure. See the error log for the actual replacement strategy.

---

**BC5C2215****Explanation:**

Self Boot Engine (SBE) Image Version Mismatch with Master Target.

**Response:**

The FRU callouts are calculated at the time of the failure. See the error log for the actual replacement strategy.

---

**BC5C2216****Explanation:**

A problem occurred while updating processor boot code.

**Response:**

The FRU callouts are calculated at the time of the failure. See the error log for the actual replacement strategy.

---

**BC5C2217****Explanation:**

Unsupported system configuration.

**Response:**



The FRU callouts are calculated at the time of the failure. See the error log for the actual replacement strategy.

---

**BC5C2218****Explanation:**

Unsupported system configuration.

**Response:**

The FRU callouts are calculated at the time of the failure. See the error log for the actual replacement strategy.

---

**BC5C2219****Explanation:**

A problem occurred while updating processor boot code.

**Response:**

The FRU callouts are calculated at the time of the failure. See the error log for the actual replacement strategy.

---

**BC5C221A****Explanation:**

A problem occurred while updating processor boot code.

**Response:**

The FRU callouts are calculated at the time of the failure. See the error log for the actual replacement strategy.

---

**BC5C221B****Explanation:**

SBE is not being updated.

**Response:**

The FRU callouts are calculated at the time of the failure. See the error log for the actual replacement strategy.

---

**BC5C221D****Explanation:**

Chip level is invalid.

**Response:**

The FRU callouts are calculated at the time of the failure. See the error log for the actual replacement strategy.

---

**BC5C221E****Explanation:**

A problem occurred while updating processor boot code.

**Response:**

The FRU callouts are calculated at the time of the failure. See the error log for the actual replacement strategy.

---

**BC5C221F****Explanation:**

A problem occurred while updating processor boot code.

**Response:**

The FRU callouts are calculated at the time of the failure. See the error log for the actual replacement strategy.

---

**BC5C2300****Explanation:**

A problem occurred during the IPL of the system.

**Response:**

The FRU callouts are calculated at the time of the failure. See the error log for the actual replacement strategy.

---

**BC5C2301****Explanation:**

A problem occurred during the IPL of the system.

**Response:**

The FRU callouts are calculated at the time of the failure. See the error log for the actual replacement strategy.

---

**BC5C2302****Explanation:**

A problem occurred during the IPL of the system.

**Response:**

The FRU callouts are calculated at the time of the failure. See the error log for the actual replacement strategy.

---

**BC5C2303****Explanation:**

A problem occurred during the IPL of the system.

**Response:**

The FRU callouts are calculated at the time of the failure. See the error log for the actual replacement strategy.

---

**BC5C2310****Explanation:**

A problem occurred during the IPL of the system.

**Response:**

The FRU callouts are calculated at the time of the failure. See the error log for the actual replacement strategy.

---

**BC5C2401****Explanation:**

Firmware error accessing internal bus during IPL.

**Response:**

The FRU callouts are calculated at the time of the failure. See the error log for the actual replacement strategy.

---

**BC5C2402****Explanation:**

Hardware error accessing internal bus during IPL.

**Response:**

The FRU callouts are calculated at the time of the failure. See the error log for the actual replacement strategy.

---

**BC5C2403****Explanation:**

Firmware error accessing internal bus during IPL.

**Response:**

The FRU callouts are calculated at the time of the failure. See the error log for the actual replacement strategy.

---

**BC5C2404****Explanation:**

Error(s) found in OPB Status Register.

**Response:**

The FRU callouts are calculated at the time of the failure. See the error log for the actual replacement strategy.

---

**BC5C2405****Explanation:**

Unsupported Reset Level requested.

**Response:**

The FRU callouts are calculated at the time of the failure. See the error log for the actual replacement strategy.

---

**BC5C2406****Explanation:**

Firmware error during boot flash diagnostics.

**Response:**

The FRU callouts are calculated at the time of the failure. See the error log for the actual replacement strategy.

---

**BC5C2407****Explanation:**

Firmware error during boot flash diagnostics.

**Response:**

The FRU callouts are calculated at the time of the failure. See the error log for the actual replacement strategy.

---

**BC5C2408****Explanation:**

Firmware error during boot flash diagnostics.

**Response:**

The FRU callouts are calculated at the time of the failure. See the error log for the actual replacement strategy.

---

**BC5C2409****Explanation:**

Firmware error during boot flash diagnostics.

**Response:**

The FRU callouts are calculated at the time of the failure. See the error log for the actual replacement strategy.

---

**BC5C240A****Explanation:**

Error(s) found in LPCHC Status Register.

**Response:**

The FRU callouts are calculated at the time of the failure. See the error log for the actual replacement strategy.

---

**BC5C2501****Explanation:**

Firmware error during system boot.

**Response:**

The FRU callouts are calculated at the time of the failure. See the error log for the actual replacement strategy.

---

**BC5C2502****Explanation:**

Firmware error.

**Response:**

The FRU callouts are calculated at the time of the failure. See the error log for the actual replacement strategy.

---

**BC5C2503****Explanation:**

Firmware error during IPMI event handling.

**Response:**

The FRU callouts are calculated at the time of the failure. See the error log for the actual replacement strategy.

---

**BC5C2504****Explanation:**

During processor/memory subsystem initialization, an error was encountered: Command not valid for this sensor.

**Response:**

The FRU callouts are calculated at the time of the failure. See the error log for the actual replacement strategy.

---

**BC5C2505****Explanation:**

During processor/memory subsystem initialization, an error was encountered: Set sensor reading command failed.

**Response:**

The FRU callouts are calculated at the time of the failure. See the error log for the actual replacement strategy.

---

**BC5C2506****Explanation:**

During processor/memory subsystem initialization, an error was encountered: Set sensor reading command failed.

**Response:**

The FRU callouts are calculated at the time of the failure. See the error log for the actual replacement strategy.

---

**BC5C2507****Explanation:**

During processor/memory subsystem initialization, an error was encountered: Requested sensor is not present.

**Response:**

The FRU callouts are calculated at the time of the failure. See the error log for the actual replacement strategy.

---

**BC5C2508****Explanation:**

During processor/memory subsystem initialization, an error was encountered: Set sensor reading command failed.

**Response:**

The FRU callouts are calculated at the time of the failure. See the error log for the actual replacement strategy.

---

**BC5C2509****Explanation:**

Unexpected IPMI completion code from the BMC.

**Response:**

The FRU callouts are calculated at the time of the failure. See the error log for the actual replacement strategy.

---

**BC5C250A****Explanation:**

The DCMI command to retrieve the power limit data from the BMC has failed, the user defined power limit cannot be applied.

**Response:**

The FRU callouts are calculated at the time of the failure. See the error log for the actual replacement strategy.

---

**BC5C250B****Explanation:**

Request to get sensor reading IPMI completion code can be seen in userdata1 field of the log.

**Response:**

The FRU callouts are calculated at the time of the failure. See the error log for the actual replacement strategy.

---

**BC5C250C****Explanation:**

During processor/memory subsystem initialization, an error was encountered: Request to get sensor type form the bmc failed.

**Response:**

The FRU callouts are calculated at the time of the failure. See the error log for the actual replacement strategy.

---

**BC5C250D****Explanation:**

Unable to determine sensor information.

**Response:**

The FRU callouts are calculated at the time of the failure. See the error log for the actual replacement strategy.

---

**BC5C250E****Explanation:**

During processor/memory subsystem initialization, an error was encountered: VPD data is invalid size.

**Response:**

The FRU callouts are calculated at the time of the failure. See the error log for the actual replacement strategy.

---

**BC5C250F****Explanation:**

The passed in sensor number is not valid.

**Response:**

The FRU callouts are calculated at the time of the failure. See the error log for the actual replacement strategy.

---

**BC5C2510****Explanation:**

Unable to find a valid sensor setting.

**Response:**

The FRU callouts are calculated at the time of the failure. See the error log for the actual replacement strategy.

---

**BC5C2601****Explanation:**

During processor/memory subsystem initialization, an error was encountered: OCC is not valid.

**Response:**

The FRU callouts are calculated at the time of the failure. See the error log for the actual replacement strategy.

---

**BC5C2602****Explanation:**

During processor/memory subsystem initialization, an error was encountered: Throttle numerator calculated doesn't meet min utilization.

**Response:**

The FRU callouts are calculated at the time of the failure. See the error log for the actual replacement strategy.

---

**BC5C2603****Explanation:**

During processor/memory subsystem initialization, an error was encountered: Throttle HW procedure calculated an invalid numerator value.

**Response:**

The FRU callouts are calculated at the time of the failure. See the error log for the actual replacement strategy.

---

**BC5C2605****Explanation:**

During processor/memory subsystem initialization, an error was encountered: OCC not ready for target state.

**Response:**

The FRU callouts are calculated at the time of the failure. See the error log for the actual replacement strategy.

---

**BC5C2606****Explanation:**

During processor/memory subsystem initialization, an error was encountered: Unable to read `FREQ_EXT_BIAS` attributes.

**Response:**

The FRU callouts are calculated at the time of the failure. See the error log for the actual replacement strategy.

---

**BC5C260E****Explanation:**

During processor/memory subsystem initialization, an error was encountered: Unable to send cmd to OCC exception.

**Response:**

The FRU callouts are calculated at the time of the failure. See the error log for the actual replacement strategy.

---

**BC5C2616****Explanation:**

During processor/memory subsystem initialization, an error was encountered: Homer pointer is nullptr, unable to communicate with the OCCs. Leaving system in safe mode.

**Response:**

The FRU callouts are calculated at the time of the failure. See the error log for the actual replacement strategy.

---

**BC5C2618****Explanation:**

During processor/memory subsystem initialization, an error was encountered: Invalid response length received.

**Response:**

The FRU callouts are calculated at the time of the failure. See the error log for the actual replacement strategy.

---

**BC5C2619****Explanation:**

During processor/memory subsystem initialization, an error was encountered: OCC response had checksum failure.

**Response:**

The FRU callouts are calculated at the time of the failure. See the error log for the actual replacement strategy.

---

**BC5C261B****Explanation:**

During processor/memory subsystem initialization, an error was encountered: Invalid length in OCC response.

**Response:**

The FRU callouts are calculated at the time of the failure. See the error log for the actual replacement strategy.

---

**BC5C261C****Explanation:**

During processor/memory subsystem initialization, an error was encountered: Invalid POLL response length.

**Response:**

The FRU callouts are calculated at the time of the failure. See the error log for the actual replacement strategy.

---

**BC5C261D**

**Explanation:**

During processor/memory subsystem initialization, an error was encountered: Bad FRU data received in OCC error log.

**Response:**

The FRU callouts are calculated at the time of the failure. See the error log for the actual replacement strategy.

---

**BC5C2622****Explanation:**

During processor/memory subsystem initialization, an error was encountered: Invalid role is POLL response.

**Response:**

The FRU callouts are calculated at the time of the failure. See the error log for the actual replacement strategy.

---

**BC5C2623****Explanation:**

During processor/memory subsystem initialization, an error was encountered: Invalid OCC state requested.

**Response:**

The FRU callouts are calculated at the time of the failure. See the error log for the actual replacement strategy.

---

**BC5C2624****Explanation:**

During processor/memory subsystem initialization, an error was encountered: OCC comm not established or command is not supported.

**Response:**

The FRU callouts are calculated at the time of the failure. See the error log for the actual replacement strategy.

---

**BC5C2625****Explanation:**

During processor/memory subsystem initialization, an error was encountered: OCCs were not loaded/started successfully.

**Response:**

The FRU callouts are calculated at the time of the failure. See the error log for the actual replacement strategy.

---

**BC5C2626****Explanation:**

During processor/memory subsystem initialization, an error was encountered: OCC did not change to requested state.

**Response:**

The FRU callouts are calculated at the time of the failure. See the error log for the actual replacement strategy.

---

**BC5C2635****Explanation:**

During processor/memory subsystem initialization, an error was encountered: Timeout waiting for OCC response.

**Response:**

The FRU callouts are calculated at the time of the failure. See the error log for the actual replacement strategy.

---

**BC5C2645****Explanation:**

During processor/memory subsystem initialization, an error was encountered: No OCC target found for proc Target,.

**Response:**

The FRU callouts are calculated at the time of the failure. See the error log for the actual replacement strategy.

---

**BC5C2655****Explanation:**

During processor/memory subsystem initialization, an error was encountered: No OCC master was found.

**Response:**

The FRU callouts are calculated at the time of the failure. See the error log for the actual replacement strategy.

---

**BC5C2656****Explanation:**

During processor/memory subsystem initialization, an error was encountered: OCC reset threshold reached. Leaving OCCs in reset state.

**Response:**

The FRU callouts are calculated at the time of the failure. See the error log for the actual replacement strategy.

---

**BC5C2663****Explanation:**

During processor/memory subsystem initialization, an error was encountered: Invalid OCC error log data.

**Response:**

The FRU callouts are calculated at the time of the failure. See the error log for the actual replacement strategy.

---

**BC5C267D****Explanation:**

During processor/memory subsystem initialization, an error was encountered: Bad FRU data received in OCC error log.

**Response:**

The FRU callouts are calculated at the time of the failure. See the error log for the actual replacement strategy.

---

**BC5C267F**

**Explanation:**

During processor/memory subsystem initialization, an error was encountered: No FRU callouts found for non-info OCC Error.

**Response:**

The FRU callouts are calculated at the time of the failure. See the error log for the actual replacement strategy.

---

**BC5C2701**

**Explanation:**

During processor/memory subsystem initialization, an error was encountered: Invalid operation type.

**Response:**

The FRU callouts are calculated at the time of the failure. See the error log for the actual replacement strategy.

---

**BC5C2702**

**Explanation:**

A problem was detected during the IPL of the system: Device type not supported.

**Response:**

The FRU callouts are calculated at the time of the failure. See the error log for the actual replacement strategy.

---

**BC5C2703**

**Explanation:**

During processor/memory subsystem initialization, an error was encountered: Trusted Platform Module (TPM) attribute was not found.

**Response:**

The FRU callouts are calculated at the time of the failure. See the error log for the actual replacement strategy.

---

**BC5C2704**

**Explanation:**

During processor/memory subsystem initialization, an error was encountered: Invalid Trusted Platform Module (TPM) chip to access.

**Response:**

The FRU callouts are calculated at the time of the failure. See the error log for the actual replacement strategy.

---

**BC5C2705**

**Explanation:**

During processor/memory subsystem initialization, an error was encountered: I2C master entity path doesn't exist.

**Response:**

The FRU callouts are calculated at the time of the failure. See the error log for the actual replacement strategy.

---

**BC5C2706**

**Explanation:**

During processor/memory subsystem initialization, an error was encountered: I2C master path target is null.

**Response:**

The FRU callouts are calculated at the time of the failure. See the error log for the actual replacement strategy.

---

**BC5C2707**

**Explanation:**

During processor/memory subsystem initialization, an error was encountered: Invalid address offset size.

**Response:**

The FRU callouts are calculated at the time of the failure. See the error log for the actual replacement strategy.

---

**BC5C2708**

**Explanation:**

A problem occurred during the IPL of the system: Trusted Platform Module (TPM) buffer is too large.

**Response:**

The FRU callouts are calculated at the time of the failure. See the error log for the actual replacement strategy.

---

**BC5C2709**

**Explanation:**

A problem occurred during the IPL of the system: Trusted Platform Module (TPM) underflow.

**Response:**

The FRU callouts are calculated at the time of the failure. See the error log for the actual replacement strategy.

---

**BC5C270A**

**Explanation:**

A problem occurred during the IPL of the system: Trusted Platform Module (TPM) timeout.

**Response:**

The FRU callouts are calculated at the time of the failure. See the error log for the actual replacement strategy.

---

---

**BC5C270B****Explanation:**

During processor/memory subsystem initialization, an error was encountered: Invalid operation type.

**Response:**

The FRU callouts are calculated at the time of the failure. See the error log for the actual replacement strategy.

---

**BC5C270C****Explanation:**

During processor/memory subsystem initialization, an error was encountered: Invalid address offset size.

**Response:**

The FRU callouts are calculated at the time of the failure. See the error log for the actual replacement strategy.

---

**BC5C270D****Explanation:**

A trusted platform module (TPM) that was expected to be present was not detected properly.

**Response:**

The FRU callouts are calculated at the time of the failure. See the error log for the actual replacement strategy.

---

**BC5C270E****Explanation:**

Trusted boot problem detected.

**Response:**

The FRU callouts are calculated at the time of the failure. See the error log for the actual replacement strategy.

---

**BC5C270F****Explanation:**

Trusted boot problem detected.

**Response:**

The FRU callouts are calculated at the time of the failure. See the error log for the actual replacement strategy.

---

**BC5C2710****Explanation:**

Unexpected trusted boot related failure.

**Response:**

The FRU callouts are calculated at the time of the failure. See the error log for the actual replacement strategy.

---

**BC5C2711****Explanation:**

Unexpected trusted boot related failure.

**Response:**

The FRU callouts are calculated at the time of the failure. See the error log for the actual replacement strategy.

---

**BC5C2801****Explanation:**

Firmware error communicating with boot device.

**Response:**

The FRU callouts are calculated at the time of the failure. See the error log for the actual replacement strategy.

---

**BC5C2802****Explanation:**

Firmware error communicating with boot device.

**Response:**

The FRU callouts are calculated at the time of the failure. See the error log for the actual replacement strategy.

---

**BC5C2803****Explanation:**

Firmware error communicating with boot device.

**Response:**

The FRU callouts are calculated at the time of the failure. See the error log for the actual replacement strategy.

---

**BC5C2804****Explanation:**

Firmware error communicating with boot device.

**Response:**

The FRU callouts are calculated at the time of the failure. See the error log for the actual replacement strategy.

---

**BC5C2806****Explanation:**

Firmware logic bug detected.

**Response:**

The FRU callouts are calculated at the time of the failure. See the error log for the actual replacement strategy.

---

**BC5C2810****Explanation:**

During processor/memory subsystem initialization, an error was encountered: Timeout waiting for upstream FIFO to have room to write.

**Response:**

The FRU callouts are calculated at the time of the failure. See the error log for the actual replacement strategy.

---

**BC5C2811****Explanation:**

During processor/memory subsystem initialization, an error was encountered: EOT not received before downstream buffer full.

**Response:**

The FRU callouts are calculated at the time of the failure. See the error log for the actual replacement strategy.

---

**BC5C2812****Explanation:**

During processor/memory subsystem initialization, an error was encountered: The distance to the status header is not within the response buffer.

**Response:**

The FRU callouts are calculated at the time of the failure. See the error log for the actual replacement strategy.

---

**BC5C2813****Explanation:**

During processor/memory subsystem initialization, an error was encountered: Status header does not start with magic number or non-zero primary or secondary status.

**Response:**

The FRU callouts are calculated at the time of the failure. See the error log for the actual replacement strategy.

---

**BC5C2814****Explanation:**

During processor/memory subsystem initialization, an error was encountered: Timeout waiting for downstream FIFO to have data to receive.

**Response:**

The FRU callouts are calculated at the time of the failure. See the error log for the actual replacement strategy.

---

**BC5C2815****Explanation:**

Firmware error communicating with boot device.

**Response:**

The FRU callouts are calculated at the time of the failure. See the error log for the actual replacement strategy.

---

**BC5C2816****Explanation:**

Firmware error communicating with boot device.

**Response:**

The FRU callouts are calculated at the time of the failure. See the error log for the actual replacement strategy.

---

**BC5C2817****Explanation:**

Firmware error communicating with boot device.

**Response:**

The FRU callouts are calculated at the time of the failure. See the error log for the actual replacement strategy.

---

**BC5C2818****Explanation:**

Firmware error communicating with boot device.

**Response:**

The FRU callouts are calculated at the time of the failure. See the error log for the actual replacement strategy.

---

**BC5C2819****Explanation:**

Firmware error communicating with boot device.

**Response:**

The FRU callouts are calculated at the time of the failure. See the error log for the actual replacement strategy.

---

**BC5C281A****Explanation:**

During processor/memory subsystem initialization, an error was encountered: If the size of the FFDC package exceeds our allocated buffer size, we log it.

**Response:**

The FRU callouts are calculated at the time of the failure. See the error log for the actual replacement strategy.

---

**BC5C2831****Explanation:**

Firmware error communicating with boot device.

**Response:**

The FRU callouts are calculated at the time of the failure. See the error log for the actual replacement strategy.

---

**BC5C2832****Explanation:**

Firmware error communicating with boot device.

**Response:**

The FRU callouts are calculated at the time of the failure. See the error log for the actual replacement strategy.

---

**BC5C2833**



**Explanation:**

Firmware error communicating with boot device.

**Response:**

The FRU callouts are calculated at the time of the failure. See the error log for the actual replacement strategy.

---

**BC5C2834****Explanation:**

Firmware error communicating with boot device.

**Response:**

The FRU callouts are calculated at the time of the failure. See the error log for the actual replacement strategy.

---

**BC5C2835****Explanation:**

Firmware error communicating with boot device.

**Response:**

The FRU callouts are calculated at the time of the failure. See the error log for the actual replacement strategy.

---

**BC5C2836****Explanation:**

Firmware error communicating with boot device.

**Response:**

The FRU callouts are calculated at the time of the failure. See the error log for the actual replacement strategy.

---

**BC5C2837****Explanation:**

Firmware error communicating with boot device.

**Response:**

The FRU callouts are calculated at the time of the failure. See the error log for the actual replacement strategy.

---

**BC5C2838****Explanation:**

Firmware error communicating with boot device.

**Response:**

The FRU callouts are calculated at the time of the failure. See the error log for the actual replacement strategy.

---

**BC5C2839****Explanation:**

Firmware error communicating with boot device.

**Response:**

The FRU callouts are calculated at the time of the failure. See the error log for the actual replacement strategy.

---

**BC5C283A****Explanation:**

Firmware error communicating with boot device.

**Response:**

The FRU callouts are calculated at the time of the failure. See the error log for the actual replacement strategy.

---

**BC5C283B****Explanation:**

Firmware error communicating with boot device.

**Response:**

The FRU callouts are calculated at the time of the failure. See the error log for the actual replacement strategy.

---

**BC5C283C****Explanation:**

Firmware error communicating with boot device.

**Response:**

The FRU callouts are calculated at the time of the failure. See the error log for the actual replacement strategy.

---

**BC5C283D****Explanation:**

During processor/memory subsystem initialization, an error was encountered: Unable to inform OPAL of SBE failure.

**Response:**

The FRU callouts are calculated at the time of the failure. See the error log for the actual replacement strategy.

---

**BC5C2850****Explanation:**

A problem occurred during the IPL.

**Response:**

The FRU callouts are calculated at the time of the failure. See the error log for the actual replacement strategy.

---

**BC5C2851****Explanation:**

A problem occurred during the IPL.

**Response:**

The FRU callouts are calculated at the time of the failure. See the error log for the actual replacement strategy.

---

**BC5C2852****Explanation:**

During processor/memory subsystem initialization, an error was encountered: SBE booted from unexpected side.

**Response:**

The FRU callouts are calculated at the time of the failure. See the error log for the actual replacement strategy.

---

**BC5C2853**

**Explanation:**

Processor Error.

**Response:**

The FRU callouts are calculated at the time of the failure. See the error log for the actual replacement strategy.

---

**BC5C2854**

**Explanation:**

Processor Error.

**Response:**

The FRU callouts are calculated at the time of the failure. See the error log for the actual replacement strategy.

---

**BC5C2856**

**Explanation:**

During processor/memory subsystem initialization, an error was encountered: This function was called incorrectly or there is a new enum that is not handled yet.

**Response:**

The FRU callouts are calculated at the time of the failure. See the error log for the actual replacement strategy.

---

**BC5C2857**

**Explanation:**

FFDC associated with boot device failing to boot.

**Response:**

The FRU callouts are calculated at the time of the failure. See the error log for the actual replacement strategy.

---

**BC5C2858**

**Explanation:**

A processor in the system has failed to initialize.

**Response:**

The FRU callouts are calculated at the time of the failure. See the error log for the actual replacement strategy.

---

**BC5C285B**

**Explanation:**

Extra FFDC gathered, marked information event.

**Response:**

The FRU callouts are calculated at the time of the failure. See the error log for the actual replacement strategy.

---

**BC5C285C**

**Explanation:**

Processor Error.

**Response:**

The FRU callouts are calculated at the time of the failure. See the error log for the actual replacement strategy.

---

**BC5C285D**

**Explanation:**

Processor Error.

**Response:**

The FRU callouts are calculated at the time of the failure. See the error log for the actual replacement strategy.

---

**BC5C285E**

**Explanation:**

Processor Error.

**Response:**

The FRU callouts are calculated at the time of the failure. See the error log for the actual replacement strategy.

---

**BC5C285F**

**Explanation:**

During processor/memory subsystem initialization, an error was encountered: Call to PSU Chip Op returned an unexpected message type.

**Response:**

The FRU callouts are calculated at the time of the failure. See the error log for the actual replacement strategy.

---

**BC5C2861**

**Explanation:**

During processor/memory subsystem initialization, an error was encountered: Could not register mailbox message queue.

**Response:**

The FRU callouts are calculated at the time of the failure. See the error log for the actual replacement strategy.

---

**BC5C2862**

**Explanation:**

Processor Error.

**Response:**

The FRU callouts are calculated at the time of the failure. See the error log for the actual replacement strategy.

---

**BC5C2BA0****Explanation:**

Failure detected in security subsystem.

**Response:**

The FRU callouts are calculated at the time of the failure. See the error log for the actual replacement strategy.

---

**BC5C2BA2****Explanation:**

Failure detected in security subsystem.

**Response:**

The FRU callouts are calculated at the time of the failure. See the error log for the actual replacement strategy.

---

**BC5C2BA3****Explanation:**

Failure detected in security subsystem.

**Response:**

The FRU callouts are calculated at the time of the failure. See the error log for the actual replacement strategy.

---

**BC5C2BA4****Explanation:**

Failure detected in security subsystem.

**Response:**

The FRU callouts are calculated at the time of the failure. See the error log for the actual replacement strategy.

---

**BC5C2BA5****Explanation:**

Failure detected in security subsystem.

**Response:**

The FRU callouts are calculated at the time of the failure. See the error log for the actual replacement strategy.

---

**BC5C2BA6****Explanation:**

Failure detected in security subsystem.

**Response:**

The FRU callouts are calculated at the time of the failure. See the error log for the actual replacement strategy.

---

**BC5C2BA7****Explanation:**

Failure detected in security subsystem.

**Response:**

The FRU callouts are calculated at the time of the failure. See the error log for the actual replacement strategy.

---

**BC5C2BA8****Explanation:**

Failure detected in security subsystem.

**Response:**

The FRU callouts are calculated at the time of the failure. See the error log for the actual replacement strategy.

---

**BC5C2BA9****Explanation:**

During processor/memory subsystem initialization, an error was encountered: Unmarshal error while replaying tpm log.

**Response:**

The FRU callouts are calculated at the time of the failure. See the error log for the actual replacement strategy.

---

**BC5C2BAA****Explanation:**

TPM log overflow.

**Response:**

The FRU callouts are calculated at the time of the failure. See the error log for the actual replacement strategy.

---

**BC5C2BAB****Explanation:**

TPM log operation failure.

**Response:**

The FRU callouts are calculated at the time of the failure. See the error log for the actual replacement strategy.

---

**BC5C2BAC****Explanation:**

TPM log buffer init failure.

**Response:**

The FRU callouts are calculated at the time of the failure. See the error log for the actual replacement strategy.

---

**BC5C2BAD****Explanation:**

The system is configured for Secure Boot and trusted platform module required mode; a functional boot processor trusted platform module is required to boot the system (or node, if multi-node system), but none are available. Therefore, the system (or node, if multi-node system) will terminate. Trusted platform module

required mode may be disabled via the appropriate systems management interface to allow platform boot without the remote trusted attestation capability. Look for other errors which call out the trusted platform module and follow the repair actions for these errors.

**Response:**

The FRU callouts are calculated at the time of the failure. See the error log for the actual replacement strategy.

---

**BC5C2BAE**

**Explanation:**

Failure detected in security subsystem.

**Response:**

The FRU callouts are calculated at the time of the failure. See the error log for the actual replacement strategy.

---

**BC5C2BAF**

**Explanation:**

Failure detected in security subsystem.

**Response:**

The FRU callouts are calculated at the time of the failure. See the error log for the actual replacement strategy.

---

**BC5C2BB0**

**Explanation:**

TPM log invalid format.

**Response:**

The FRU callouts are calculated at the time of the failure. See the error log for the actual replacement strategy.

---

**BC5C2BB1**

**Explanation:**

Trusted boot failure.

**Response:**

The FRU callouts are calculated at the time of the failure. See the error log for the actual replacement strategy.

---

**BC5C2BB2**

**Explanation:**

Firmware error during system boot.

**Response:**

The FRU callouts are calculated at the time of the failure. See the error log for the actual replacement strategy.

---

**BC5C2BB3**

**Explanation:**

Firmware error during system boot.

**Response:**

The FRU callouts are calculated at the time of the failure. See the error log for the actual replacement strategy.

---

**BC5C2BB4**

**Explanation:**

Platform security problem detected.

**Response:**

The FRU callouts are calculated at the time of the failure. See the error log for the actual replacement strategy.

---

**BC5C2BB5**

**Explanation:**

Failure detected in security subsystem.

**Response:**

The FRU callouts are calculated at the time of the failure. See the error log for the actual replacement strategy.

---

**BC5C2BB7**

**Explanation:**

Trusted Boot failure.

**Response:**

The FRU callouts are calculated at the time of the failure. See the error log for the actual replacement strategy.

---

**BC5C2BB8**

**Explanation:**

Trusted boot failure.

**Response:**

The FRU callouts are calculated at the time of the failure. See the error log for the actual replacement strategy.

---

**BC5C2BB9**

**Explanation:**

Trusted boot failure.

**Response:**

The FRU callouts are calculated at the time of the failure. See the error log for the actual replacement strategy.

---

**BC5C2BBA**

**Explanation:**

Trusted boot failure.

**Response:**

The FRU callouts are calculated at the time of the failure. See the error log for the actual replacement strategy.

---

**BC5C2BBB**

**Explanation:**

Trusted boot failure.

**Response:**

The FRU callouts are calculated at the time of the failure. See the error log for the actual replacement strategy.

---

**BC5C2BBC****Explanation:**

Trusted boot failure.

**Response:**

The FRU callouts are calculated at the time of the failure. See the error log for the actual replacement strategy.

---

**BC5C2BBD****Explanation:**

trustedboot failure.

**Response:**

The FRU callouts are calculated at the time of the failure. See the error log for the actual replacement strategy.

---

**BC5C3325****Explanation:**

During processor/memory subsystem initialization, an error was encountered: Unable to resolve other end of xbus.

**Response:**

The FRU callouts are calculated at the time of the failure. See the error log for the actual replacement strategy.

---

**BC5C3326****Explanation:**

During processor/memory subsystem initialization, an error was encountered: Unable to resolve other end of xbus.

**Response:**

The FRU callouts are calculated at the time of the failure. See the error log for the actual replacement strategy.

---

**BC5C3327****Explanation:**

Firmware Error.

**Response:**

The FRU callouts are calculated at the time of the failure. See the error log for the actual replacement strategy.

---

**BC5C3328****Explanation:**

Firmware Error.

**Response:**

The FRU callouts are calculated at the time of the failure. See the error log for the actual replacement strategy.

---

**BC5C3329****Explanation:**

Firmware Error.

**Response:**

The FRU callouts are calculated at the time of the failure. See the error log for the actual replacement strategy.

---

**BC5C332A****Explanation:**

Firmware Error.

**Response:**

The FRU callouts are calculated at the time of the failure. See the error log for the actual replacement strategy.

---

**BC5C332B****Explanation:**

Firmware Error.

**Response:**

The FRU callouts are calculated at the time of the failure. See the error log for the actual replacement strategy.

---

**BC5C332C****Explanation:**

Firmware Error.

**Response:**

The FRU callouts are calculated at the time of the failure. See the error log for the actual replacement strategy.

---

**BC5C332D****Explanation:**

Firmware Error or unsupported part.

**Response:**

The FRU callouts are calculated at the time of the failure. See the error log for the actual replacement strategy.

---

**BC5C332E****Explanation:**

Firmware Error.

**Response:**

The FRU callouts are calculated at the time of the failure. See the error log for the actual replacement strategy.

---

**BC5C332F****Explanation:**

Firmware Error.

**Response:**

The FRU callouts are calculated at the time of the failure. See the error log for the actual replacement strategy.

---

**BC5C3330****Explanation:**

Firmware Error.

**Response:**

The FRU callouts are calculated at the time of the failure. See the error log for the actual replacement strategy.

---

**BC5C3331****Explanation:**

Firmware Error.

**Response:**

The FRU callouts are calculated at the time of the failure. See the error log for the actual replacement strategy.

---

**BC5C3332****Explanation:**

Firmware Error.

**Response:**

The FRU callouts are calculated at the time of the failure. See the error log for the actual replacement strategy.

---

**BC5C3333****Explanation:**

Firmware Error.

**Response:**

The FRU callouts are calculated at the time of the failure. See the error log for the actual replacement strategy.

---

**BC5C3334****Explanation:**

During processor/memory subsystem initialization, an error was encountered: platGetMBvdpdMemoryDataVersion could not find the expected 1 mba from the passed dimm target.

**Response:**

The FRU callouts are calculated at the time of the failure. See the error log for the actual replacement strategy.

---

**BC5C3335****Explanation:**

During processor/memory subsystem initialization, an error was encountered: platGetMBvdpdMemoryDataVersion could not find an mba parent target from the passed in dimm target.

**Response:**

The FRU callouts are calculated at the time of the failure. See the error log for the actual replacement strategy.

---

**BC5C3336****Explanation:**

During processor/memory subsystem initialization, an error was encountered: platGetMBvdpdMemoryDataVersion could not find any child mba's from the passed in target of type TYPE\_MEMBUF.

**Response:**

The FRU callouts are calculated at the time of the failure. See the error log for the actual replacement strategy.

---

**BC5C3337****Explanation:**

During processor/memory subsystem initialization, an error was encountered: platGetMBvdpdMemoryDataVersion requires a target of type TYPE\_MBA or TYPE\_MEMBUF.

**Response:**

The FRU callouts are calculated at the time of the failure. See the error log for the actual replacement strategy.

---

**BC5C3339****Explanation:**

Internal firmware error.

**Response:**

The FRU callouts are calculated at the time of the failure. See the error log for the actual replacement strategy.

---

**BC5C333A****Explanation:**

Internal firmware error.

**Response:**

The FRU callouts are calculated at the time of the failure. See the error log for the actual replacement strategy.

---

**BC5C333B****Explanation:**

Internal firmware error.

**Response:**

The FRU callouts are calculated at the time of the failure. See the error log for the actual replacement strategy.

---

**BC5C333C****Explanation:**

Internal firmware error.

**Response:**

The FRU callouts are calculated at the time of the failure. See the error log for the actual replacement strategy.

---

**BC5C333D****Explanation:**

Internal firmware error.

**Response:**

The FRU callouts are calculated at the time of the failure. See the error log for the actual replacement strategy.

---

**BC5C333E****Explanation:**

Internal firmware error.

**Response:**

The FRU callouts are calculated at the time of the failure. See the error log for the actual replacement strategy.

---

**BC5C3340****Explanation:**

Internal firmware error.

**Response:**

The FRU callouts are calculated at the time of the failure. See the error log for the actual replacement strategy.

---

**BC5C3343****Explanation:**

Internal firmware error.

**Response:**

The FRU callouts are calculated at the time of the failure. See the error log for the actual replacement strategy.

---

**BC5C3403****Explanation:**

A problem occurred while running processor boot code.

**Response:**

The FRU callouts are calculated at the time of the failure. See the error log for the actual replacement strategy.

---

**BC5C3404****Explanation:**

A problem occurred while running processor boot code.

**Response:**

The FRU callouts are calculated at the time of the failure. See the error log for the actual replacement strategy.

---

**BC5C3405****Explanation:**

A problem occurred while running processor boot code.

**Response:**

The FRU callouts are calculated at the time of the failure. See the error log for the actual replacement strategy.

---

**BC5C3406****Explanation:**

A problem occurred while running processor boot code.

**Response:**

The FRU callouts are calculated at the time of the failure. See the error log for the actual replacement strategy.

---

**BC5C3407****Explanation:**

A problem occurred while running processor boot code.

**Response:**

The FRU callouts are calculated at the time of the failure. See the error log for the actual replacement strategy.

---

**BC5C3408****Explanation:**

A problem occurred while running processor boot code.

**Response:**

The FRU callouts are calculated at the time of the failure. See the error log for the actual replacement strategy.

---

**BC5C3409****Explanation:**

A problem occurred while running processor boot code.

**Response:**

The FRU callouts are calculated at the time of the failure. See the error log for the actual replacement strategy.

---

**BC5C340A****Explanation:**

A problem occurred while running processor boot code.

**Response:**

The FRU callouts are calculated at the time of the failure. See the error log for the actual replacement strategy.

---

**BC5C340B****Explanation:**

A problem occurred while running processor boot code.

**Response:**

The FRU callouts are calculated at the time of the failure. See the error log for the actual replacement strategy.

---

**BC5C340C**

**Explanation:**

A problem occurred while running processor boot code.

**Response:**

The FRU callouts are calculated at the time of the failure. See the error log for the actual replacement strategy.

---

**BC5C340F**

**Explanation:**

Failed to load boot firmware.

**Response:**

The FRU callouts are calculated at the time of the failure. See the error log for the actual replacement strategy.

---

**BC5C3501**

**Explanation:**

During processor/memory subsystem initialization, an error was encountered: Invalid operation type.

**Response:**

The FRU callouts are calculated at the time of the failure. See the error log for the actual replacement strategy.

---

**BC5C3502**

**Explanation:**

A problem was detected during the IPL of the system: Device type not supported.

**Response:**

The FRU callouts are calculated at the time of the failure. See the error log for the actual replacement strategy.

---

**BC5C3503**

**Explanation:**

During processor/memory subsystem initialization, an error was encountered: NVDIMM attribute was not found.

**Response:**

The FRU callouts are calculated at the time of the failure. See the error log for the actual replacement strategy.

---

**BC5C3505**

**Explanation:**

During processor/memory subsystem initialization, an error was encountered: I2C master entity path doesn't exist.

**Response:**

The FRU callouts are calculated at the time of the failure. See the error log for the actual replacement strategy.

---

**BC5C3506**

**Explanation:**

During processor/memory subsystem initialization, an error was encountered: I2C master path target is null.

**Response:**

The FRU callouts are calculated at the time of the failure. See the error log for the actual replacement strategy.

---

**BC5C3507**

**Explanation:**

During processor/memory subsystem initialization, an error was encountered: Invalid address offset size.

**Response:**

The FRU callouts are calculated at the time of the failure. See the error log for the actual replacement strategy.

---

**BC5C3508**

**Explanation:**

A problem occurred during the IPL of the system: I2C buffer offset is too large.

**Response:**

The FRU callouts are calculated at the time of the failure. See the error log for the actual replacement strategy.

---

**BC5C3509**

**Explanation:**

During processor/memory subsystem initialization, an error was encountered: I2C write page size is zero.

**Response:**

The FRU callouts are calculated at the time of the failure. See the error log for the actual replacement strategy.

---

**BC5C350A**

**Explanation:**

During processor/memory subsystem initialization, an error was encountered: NVDIMM register offset out of bound.

**Response:**

The FRU callouts are calculated at the time of the failure. See the error log for the actual replacement strategy.

---

**BC5C350D**



**Explanation:**  
NVDIMM timed out.

**Response:**  
The FRU callouts are calculated at the time of the failure. See the error log for the actual replacement strategy.

---

#### **BC5C350E**

**Explanation:**  
NVDIMM timed out.

**Response:**  
The FRU callouts are calculated at the time of the failure. See the error log for the actual replacement strategy.

---

#### **BC5C350F**

**Explanation:**  
NVDIMM timed out.

**Response:**  
The FRU callouts are calculated at the time of the failure. See the error log for the actual replacement strategy.

---

#### **BC5C3512**

**Explanation:**  
NVDIMM encountered error setting the energy source policy.

**Response:**  
The FRU callouts are calculated at the time of the failure. See the error log for the actual replacement strategy.

---

#### **BC5C3516**

**Explanation:**  
Encountered error performing internal operation on NVDIMM.

**Response:**  
The FRU callouts are calculated at the time of the failure. See the error log for the actual replacement strategy.

---

#### **BC5C3517**

**Explanation:**  
NVDIMM timed out.

**Response:**  
The FRU callouts are calculated at the time of the failure. See the error log for the actual replacement strategy.

---

#### **BC5C3518**

**Explanation:**  
NVDIMM encountered error arming save trigger.

**Response:**

The FRU callouts are calculated at the time of the failure. See the error log for the actual replacement strategy.

---

#### **BC5C3519**

**Explanation:**  
NVDIMM error erasing data image.

**Response:**  
The FRU callouts are calculated at the time of the failure. See the error log for the actual replacement strategy.

---

#### **BC5C351A**

**Explanation:**  
NVDIMM failed to restore data.

**Response:**  
The FRU callouts are calculated at the time of the failure. See the error log for the actual replacement strategy.

---

#### **BC5C351B**

**Explanation:**  
NVDIMM not ready.

**Response:**  
The FRU callouts are calculated at the time of the failure. See the error log for the actual replacement strategy.

---

#### **BC5C351C**

**Explanation:**  
Internal firmware error.

**Response:**  
The FRU callouts are calculated at the time of the failure. See the error log for the actual replacement strategy.

---

#### **BC5C351D**

**Explanation:**  
NVDIMM not updated.

**Response:**  
The FRU callouts are calculated at the time of the failure. See the error log for the actual replacement strategy.

---

#### **BC5C351E**

**Explanation:**  
NVDIMM not updated.

**Response:**  
The FRU callouts are calculated at the time of the failure. See the error log for the actual replacement strategy.

---

#### **BC5C351F**

**Explanation:**  
NVDIMM not updated.

**Response:**

The FRU callouts are calculated at the time of the failure. See the error log for the actual replacement strategy.

---

**BC5C3520****Explanation:**

NVDIMM not updated.

**Response:**

The FRU callouts are calculated at the time of the failure. See the error log for the actual replacement strategy.

---

**BC5C3521****Explanation:**

NVDIMM not updated.

**Response:**

The FRU callouts are calculated at the time of the failure. See the error log for the actual replacement strategy.

---

**BC5C3522****Explanation:**

NVDIMM not updated.

**Response:**

The FRU callouts are calculated at the time of the failure. See the error log for the actual replacement strategy.

---

**BC5C3523****Explanation:**

NVDIMM not updated.

**Response:**

The FRU callouts are calculated at the time of the failure. See the error log for the actual replacement strategy.

---

**BC5C3524****Explanation:**

NVDIMM not updated.

**Response:**

The FRU callouts are calculated at the time of the failure. See the error log for the actual replacement strategy.

---

**BC5C3525****Explanation:**

NVDIMM not updated.

**Response:**

The FRU callouts are calculated at the time of the failure. See the error log for the actual replacement strategy.

---

**BC5C3526****Explanation:**

NVDIMM not updated.

**Response:**

The FRU callouts are calculated at the time of the failure. See the error log for the actual replacement strategy.

---

**BC5C3527****Explanation:**

NVDIMM not updated.

**Response:**

The FRU callouts are calculated at the time of the failure. See the error log for the actual replacement strategy.

---

**BC5C3528****Explanation:**

NVDIMM update started.

**Response:**

The FRU callouts are calculated at the time of the failure. See the error log for the actual replacement strategy.

---

**BC5C3529****Explanation:**

NVDIMM was successfully updated.

**Response:**

The FRU callouts are calculated at the time of the failure. See the error log for the actual replacement strategy.

---

**BC5C352A****Explanation:**

NVDIMM error generating encryption keys.

**Response:**

The FRU callouts are calculated at the time of the failure. See the error log for the actual replacement strategy.

---

**BC5C352B****Explanation:**

NVDIMM error erasing data image.

**Response:**

The FRU callouts are calculated at the time of the failure. See the error log for the actual replacement strategy.

---

**BC5C352C****Explanation:**

NVDIMM error during Catastrophic Save.

**Response:**

The FRU callouts are calculated at the time of the failure. See the error log for the actual replacement strategy.

---

**BC5C352D**

**Explanation:**

NVDIMM failed module health status check.

**Response:**

The FRU callouts are calculated at the time of the failure. See the error log for the actual replacement strategy.

---

**BC5C352E****Explanation:**

NVDIMM failed module health status check.

**Response:**

The FRU callouts are calculated at the time of the failure. See the error log for the actual replacement strategy.

---

**BC5C352F****Explanation:**

NVDIMM failed module health status check.

**Response:**

The FRU callouts are calculated at the time of the failure. See the error log for the actual replacement strategy.

---

**BC5C3538****Explanation:**

NVDIMM failed module health status check.

**Response:**

The FRU callouts are calculated at the time of the failure. See the error log for the actual replacement strategy.

---

**BC5C353E****Explanation:**

NVDIMM failed to enable event notificaitons.

**Response:**

The FRU callouts are calculated at the time of the failure. See the error log for the actual replacement strategy.

---

**BC5C353F****Explanation:**

NVDIMM register error.

**Response:**

The FRU callouts are calculated at the time of the failure. See the error log for the actual replacement strategy.

---

**BC5C3540****Explanation:**

NVDIMM encryption error.

**Response:**

The FRU callouts are calculated at the time of the failure. See the error log for the actual replacement strategy.

---

**BC5C3541****Explanation:**

NVDIMM register error.

**Response:**

The FRU callouts are calculated at the time of the failure. See the error log for the actual replacement strategy.

---

**BC5C3542****Explanation:**

NVDIMM register error.

**Response:**

The FRU callouts are calculated at the time of the failure. See the error log for the actual replacement strategy.

---

**BC5C3543****Explanation:**

NVDIMM encryption error.

**Response:**

The FRU callouts are calculated at the time of the failure. See the error log for the actual replacement strategy.

---

**BC5C3544****Explanation:**

NVDIMM encryption error.

**Response:**

The FRU callouts are calculated at the time of the failure. See the error log for the actual replacement strategy.

---

**BC5C3545****Explanation:**

NVDIMM encryption error.

**Response:**

The FRU callouts are calculated at the time of the failure. See the error log for the actual replacement strategy.

---

**BC5C3546****Explanation:**

NVDIMM encryption error.

**Response:**

The FRU callouts are calculated at the time of the failure. See the error log for the actual replacement strategy.

---

**BC5C3548****Explanation:**

NVDIMM encryption error.

**Response:**

The FRU callouts are calculated at the time of the failure. See the error log for the actual replacement strategy.

---

**BC5C3549****Explanation:**

NVDIMM ES health check failed.

**Response:**

The FRU callouts are calculated at the time of the failure. See the error log for the actual replacement strategy.

---

**BC5C354A****Explanation:**

NVDIMM ES health check failed.

**Response:**

The FRU callouts are calculated at the time of the failure. See the error log for the actual replacement strategy.

---

**BC5C354B****Explanation:**

NVDIMM ES health check failed.

**Response:**

The FRU callouts are calculated at the time of the failure. See the error log for the actual replacement strategy.

---

**BC5C354C****Explanation:**

NVDIMM ES health check failed.

**Response:**

The FRU callouts are calculated at the time of the failure. See the error log for the actual replacement strategy.

---

**BC5C354D****Explanation:**

NVDIMM NVM health check failed.

**Response:**

The FRU callouts are calculated at the time of the failure. See the error log for the actual replacement strategy.

---

**BC5C354E****Explanation:**

NVDIMM logging error.

**Response:**

The FRU callouts are calculated at the time of the failure. See the error log for the actual replacement strategy.

---

**BC5C354F****Explanation:**

NVDIMM logging error.

**Response:**

The FRU callouts are calculated at the time of the failure. See the error log for the actual replacement strategy.

---

**BC5C3550****Explanation:**

NVDIMM incorrect firmware slot.

**Response:**

The FRU callouts are calculated at the time of the failure. See the error log for the actual replacement strategy.

---

**BC5C3551****Explanation:**

NVDIMM error during nvdimm erase.

**Response:**

The FRU callouts are calculated at the time of the failure. See the error log for the actual replacement strategy.

---

**BC5C3552****Explanation:**

NVDIMM failed the arm precheck and is unable to arm.

**Response:**

The FRU callouts are calculated at the time of the failure. See the error log for the actual replacement strategy.

---

**BC5C3553****Explanation:**

NVDIMM failed to ARM.

**Response:**

The FRU callouts are calculated at the time of the failure. See the error log for the actual replacement strategy.

---

**BC5C3554****Explanation:**

NVDIMM requires an arm retry.

**Response:**

The FRU callouts are calculated at the time of the failure. See the error log for the actual replacement strategy.

---

**BC5C3555****Explanation:**

NVDIMM not updated.

**Response:**

The FRU callouts are calculated at the time of the failure. See the error log for the actual replacement strategy.

---

**BC5C3556****Explanation:**

NVDIMM not running latest firmware level.

**Response:**

The FRU callouts are calculated at the time of the failure. See the error log for the actual replacement strategy.

---

**BC5C3557**

**Explanation:**

NVDIMM erase error.

**Response:**

The FRU callouts are calculated at the time of the failure. See the error log for the actual replacement strategy.

---

**BC5C3558**

**Explanation:**

NVDIMM erase error.

**Response:**

The FRU callouts are calculated at the time of the failure. See the error log for the actual replacement strategy.

---

**BC5C3601**

**Explanation:**

A problem occurred during the IPL of the system: Invalid data length for a SCOM operation.

**Response:**

The FRU callouts are calculated at the time of the failure. See the error log for the actual replacement strategy.

---

**BC5C3602**

**Explanation:**

A problem occurred during the IPL of the system: Invalid target type for a SCOM operation.

**Response:**

The FRU callouts are calculated at the time of the failure. See the error log for the actual replacement strategy.

---

**BC5C3603**

**Explanation:**

A problem occurred during the IPL of the system: Invalid operation type for a SCOM operation.

**Response:**

The FRU callouts are calculated at the time of the failure. See the error log for the actual replacement strategy.

---

**BC5C3604**

**Explanation:**

A problem occurred during the IPL of the system: Invalid address for a SCOM operation.

**Response:**

The FRU callouts are calculated at the time of the failure. See the error log for the actual replacement strategy.

---

**BC5C3701**

**Explanation:**

Unexpected memory subsystem firmware error.

**Response:**

The FRU callouts are calculated at the time of the failure. See the error log for the actual replacement strategy.

---

**BC5C3702**

**Explanation:**

Unexpected memory subsystem firmware error.

**Response:**

The FRU callouts are calculated at the time of the failure. See the error log for the actual replacement strategy.

---

**BC5C3703**

**Explanation:**

Unexpected memory subsystem firmware error.

**Response:**

The FRU callouts are calculated at the time of the failure. See the error log for the actual replacement strategy.

---

**BC5C3704**

**Explanation:**

Unexpected memory subsystem firmware error.

**Response:**

The FRU callouts are calculated at the time of the failure. See the error log for the actual replacement strategy.

---

**BC5C3705**

**Explanation:**

Unexpected memory subsystem firmware error.

**Response:**

The FRU callouts are calculated at the time of the failure. See the error log for the actual replacement strategy.

---

**BC5C3706**

**Explanation:**

Unexpected memory subsystem firmware error.

**Response:**

The FRU callouts are calculated at the time of the failure. See the error log for the actual replacement strategy.

---

**BC5C3707**

**Explanation:**

Unexpected memory subsystem firmware error.

**Response:**

The FRU callouts are calculated at the time of the failure. See the error log for the actual replacement strategy.

---

**BC5C3708****Explanation:**

Unexpected memory subsystem firmware error.

**Response:**

The FRU callouts are calculated at the time of the failure. See the error log for the actual replacement strategy.

---

**BC5C3709****Explanation:**

Unexpected memory subsystem firmware error.

**Response:**

The FRU callouts are calculated at the time of the failure. See the error log for the actual replacement strategy.

---

**BC5C370A****Explanation:**

Unexpected memory subsystem firmware error.

**Response:**

The FRU callouts are calculated at the time of the failure. See the error log for the actual replacement strategy.

---

**BC5C3901****Explanation:**

Error occurred during system boot.

**Response:**

The FRU callouts are calculated at the time of the failure. See the error log for the actual replacement strategy.

---

**BC5C3902****Explanation:**

Error occurred during system boot.

**Response:**

The FRU callouts are calculated at the time of the failure. See the error log for the actual replacement strategy.

---

**BC5C4101****Explanation:**

A problem occurred during the IPL of the system: Internal Firmware Error.

**Response:**

The FRU callouts are calculated at the time of the failure. See the error log for the actual replacement strategy.

---

**BC5C4102****Explanation:**

A problem occurred during the IPL of the system: Internal Firmware Error.

**Response:**

The FRU callouts are calculated at the time of the failure. See the error log for the actual replacement strategy.

---

**BC5C4103****Explanation:**

Unexpected IPL firmware data format error.

**Response:**

The FRU callouts are calculated at the time of the failure. See the error log for the actual replacement strategy.

---

**BC5C4104****Explanation:**

Unexpected IPL firmware data format error.

**Response:**

The FRU callouts are calculated at the time of the failure. See the error log for the actual replacement strategy.

---

**BC5C4105****Explanation:**

Unexpected IPL firmware data format error.

**Response:**

The FRU callouts are calculated at the time of the failure. See the error log for the actual replacement strategy.

---

**BC5C4106****Explanation:**

Unsupported device found during firmware IPL.

**Response:**

The FRU callouts are calculated at the time of the failure. See the error log for the actual replacement strategy.

---

**BC5C4107****Explanation:**

Unexpected boot firmware data format error.

**Response:**

The FRU callouts are calculated at the time of the failure. See the error log for the actual replacement strategy.

---

**BC5C4108****Explanation:**

Unexpected IPL firmware data format error.

**Response:**

The FRU callouts are calculated at the time of the failure. See the error log for the actual replacement strategy.

---

**BC5C4109****Explanation:**

Unexpected IPL firmware data format error.

**Response:**

The FRU callouts are calculated at the time of the failure. See the error log for the actual replacement strategy.

---

**BC5C410A****Explanation:**

PCIe hotplug controller flash update failure.

**Response:**

The FRU callouts are calculated at the time of the failure. See the error log for the actual replacement strategy.

---

**BC5C410B****Explanation:**

PCIe hotplug controller flash update failure.

**Response:**

The FRU callouts are calculated at the time of the failure. See the error log for the actual replacement strategy.

---

**BC5C410C****Explanation:**

A problem occurred during the IPL of the system: Internal Firmware Error.

**Response:**

The FRU callouts are calculated at the time of the failure. See the error log for the actual replacement strategy.

---

**BC5C410D****Explanation:**

Unexpected IPL firmware data format error.

**Response:**

The FRU callouts are calculated at the time of the failure. See the error log for the actual replacement strategy.

---

**BC5C430C****Explanation:**

A problem occurred during IPL of the system.

**Response:**

The FRU callouts are calculated at the time of the failure. See the error log for the actual replacement strategy.

---

**BC5C430D****Explanation:**

A problem occurred during IPL of the system.

**Response:**

The FRU callouts are calculated at the time of the failure. See the error log for the actual replacement strategy.

---

**BC5C430E****Explanation:**

A problem occurred during IPL of the system.

**Response:**

The FRU callouts are calculated at the time of the failure. See the error log for the actual replacement strategy.

---

**BC5C430F****Explanation:**

A problem occurred during IPL of the system.

**Response:**

The FRU callouts are calculated at the time of the failure. See the error log for the actual replacement strategy.

---

**BC5C43FB****Explanation:**

Informational log associated with DIMM updates.

**Response:**

The FRU callouts are calculated at the time of the failure. See the error log for the actual replacement strategy.

---

**BC5C43FC****Explanation:**

Informational log associated with DIMM updates.

**Response:**

The FRU callouts are calculated at the time of the failure. See the error log for the actual replacement strategy.

---

**BC5C43FD****Explanation:**

Informational log associated with DIMM updates.

**Response:**

The FRU callouts are calculated at the time of the failure. See the error log for the actual replacement strategy.

---

**BC5C43FE****Explanation:**

Informational log associated with DIMM updates.

**Response:**

The FRU callouts are calculated at the time of the failure. See the error log for the actual replacement strategy.

---

**BC5C4601**

**Explanation:**

A problem occurred during the IPL of the system.

**Response:**

The FRU callouts are calculated at the time of the failure. See the error log for the actual replacement strategy.

---

**BC5C4705****Explanation:**

A problem occurred during the IPL of the system.

**Response:**

The FRU callouts are calculated at the time of the failure. See the error log for the actual replacement strategy.

---

**BC5C4708****Explanation:**

A problem occurred during the IPL of the system.

**Response:**

The FRU callouts are calculated at the time of the failure. See the error log for the actual replacement strategy.

---

**BC5C9001****Explanation:**

Firmware encountered an internal error while retrieving target data.

**Response:**

The FRU callouts are calculated at the time of the failure. See the error log for the actual replacement strategy.

---

**BC5C9002****Explanation:**

Firmware encountered an internal error while retrieving target data.

**Response:**

The FRU callouts are calculated at the time of the failure. See the error log for the actual replacement strategy.

---

**BC5C9003****Explanation:**

Firmware encountered an internal error while retrieving attribute data.

**Response:**

The FRU callouts are calculated at the time of the failure. See the error log for the actual replacement strategy.

---

**BC5C9004****Explanation:**

Firmware encountered an internal error while retrieving attribute data.

**Response:**

The FRU callouts are calculated at the time of the failure. See the error log for the actual replacement strategy.

---

**BC5C9005****Explanation:**

Firmware encountered an internal error.

**Response:**

The FRU callouts are calculated at the time of the failure. See the error log for the actual replacement strategy.

---

**BC5C9006****Explanation:**

Firmware encountered an internal error while retrieving target data.

**Response:**

The FRU callouts are calculated at the time of the failure. See the error log for the actual replacement strategy.

---

**BC5C900A****Explanation:**

Firmware encountered an internal error.

**Response:**

The FRU callouts are calculated at the time of the failure. See the error log for the actual replacement strategy.

---

**BC5C900B****Explanation:**

Firmware encountered an internal error.

**Response:**

The FRU callouts are calculated at the time of the failure. See the error log for the actual replacement strategy.

---

**BC5C900D****Explanation:**

Firmware encountered an internal error.

**Response:**

The FRU callouts are calculated at the time of the failure. See the error log for the actual replacement strategy.

---

**BC5C900E****Explanation:**

Firmware encountered an internal error.

**Response:**

The FRU callouts are calculated at the time of the failure. See the error log for the actual replacement strategy.

---

**BC5C900F**



**Explanation:**

Firmware encountered an internal error.

**Response:**

The FRU callouts are calculated at the time of the failure. See the error log for the actual replacement strategy.

---

**BC5C9010****Explanation:**

Firmware encountered an internal error.

**Response:**

The FRU callouts are calculated at the time of the failure. See the error log for the actual replacement strategy.

---

**BC5C9011****Explanation:**

During processor/memory subsystem initialization, an error was encountered: Failed trying to add another entry to a mainstore area address range array.

**Response:**

The FRU callouts are calculated at the time of the failure. See the error log for the actual replacement strategy.

---

**BC5C9012****Explanation:**

During processor/memory subsystem initialization, an error was encountered: Attempted to add a RAM FRU for an invalid mainstore area.

**Response:**

The FRU callouts are calculated at the time of the failure. See the error log for the actual replacement strategy.

---

**BC5C9014****Explanation:**

Firmware encountered an internal error while retrieving target handle.

**Response:**

The FRU callouts are calculated at the time of the failure. See the error log for the actual replacement strategy.

---

**BC5C9015****Explanation:**

Firmware encountered an internal error.

**Response:**

The FRU callouts are calculated at the time of the failure. See the error log for the actual replacement strategy.

---

**BC5C9016****Explanation:**

Firmware encountered an internal error.

**Response:**

The FRU callouts are calculated at the time of the failure. See the error log for the actual replacement strategy.

---

**BC5C9017****Explanation:**

Firmware encountered an internal error.

**Response:**

The FRU callouts are calculated at the time of the failure. See the error log for the actual replacement strategy.

---

**BC5C9018****Explanation:**

Firmware encountered an internal error.

**Response:**

The FRU callouts are calculated at the time of the failure. See the error log for the actual replacement strategy.

---

**BC5C9019****Explanation:**

Firmware encountered an internal error.

**Response:**

The FRU callouts are calculated at the time of the failure. See the error log for the actual replacement strategy.

---

**BC5C901A****Explanation:**

Firmware encountered an internal error.

**Response:**

The FRU callouts are calculated at the time of the failure. See the error log for the actual replacement strategy.

---

**BC5C901B****Explanation:**

Firmware encountered an internal error.

**Response:**

The FRU callouts are calculated at the time of the failure. See the error log for the actual replacement strategy.

---

**BC5C901C****Explanation:**

Firmware encountered an internal error.

**Response:**

The FRU callouts are calculated at the time of the failure. See the error log for the actual replacement strategy.

---

**BC5C901E****Explanation:**

Firmware encountered an internal error while getting obus brick ID.

**Response:**

The FRU callouts are calculated at the time of the failure. See the error log for the actual replacement strategy.

---

**BC5C901F**

**Explanation:**

Firmware encountered an internal error while getting obus frequency bucket.

**Response:**

The FRU callouts are calculated at the time of the failure. See the error log for the actual replacement strategy.

---

**BC5C9020**

**Explanation:**

Firmware encountered an internal error while finding proc model and ec.

**Response:**

The FRU callouts are calculated at the time of the failure. See the error log for the actual replacement strategy.

---

**BC5C9021**

**Explanation:**

Firmware encountered an internal error while retrieving obus pll frequency values.

**Response:**

The FRU callouts are calculated at the time of the failure. See the error log for the actual replacement strategy.

---

**BC5CE504**

**Explanation:**

During processor/memory subsystem initialization, an error was encountered: CEC hardware failure detected.

**Response:**

The FRU callouts are calculated at the time of the failure. See the error log for the actual replacement strategy.

---

**BC5CE540**

**Explanation:**

During processor/memory subsystem initialization, an error was encountered: CEC hardware failure detected. Cause is most likely hardware, but there are other callouts including Software or Next Level Support.

**Response:**

The FRU callouts are calculated at the time of the failure. See the error log for the actual replacement strategy.

---

**BC5CE550**

**Explanation:**

During processor/memory subsystem initialization, an error was encountered: CEC hardware failure detected. Cause is most likely Software, but there are also Hardware callouts.

**Response:**

The FRU callouts are calculated at the time of the failure. See the error log for the actual replacement strategy.

---

**BC5CE560**

**Explanation:**

During processor/memory subsystem initialization, an error was encountered: CEC hardware failure detected. Cause is most likely Software.

**Response:**

The FRU callouts are calculated at the time of the failure. See the error log for the actual replacement strategy.

---

**BC5CE570**

**Explanation:**

During processor/memory subsystem initialization, an error was encountered: An errorlog containing extra FFDC collected by the HWP.

**Response:**

The FRU callouts are calculated at the time of the failure. See the error log for the actual replacement strategy.

---

**BC5CE580**

**Explanation:**

Chip diagnosis did not find any chip with an attention.

**Response:**

The FRU callouts are calculated at the time of the failure. See the error log for the actual replacement strategy.

---

**BC5CE582**

**Explanation:**

During processor/memory subsystem initialization, an error was encountered: Invalid configuration in CS FIR Data handling.

**Response:**

The FRU callouts are calculated at the time of the failure. See the error log for the actual replacement strategy.

---

**BC5CE583**

**Explanation:**

During processor/memory subsystem initialization, an error was encountered: NULL system target.

**Response:**

The FRU callouts are calculated at the time of the failure. See the error log for the actual replacement strategy.

## (BC6x) Reference codes

---

A BC6x reference code indicates that an event or exception occurred in boot firmware. To resolve any BC6x reference code, determine if the SRC requires a service action or if it is for tracking purposes only.

Diagnostics analyze an event when it occurs to determine if the event requires service or if the event will only be recorded for tracking purposes and future reference. The determination is based on machine type, model, installed features, configuration, topology and activations at the time of the event.

If you do not find the SRC in a serviceable event view then it is a tracking event only and does not require service.

- Tracking events appear as "informational" or "Misc." or "temp" in the IBM i product activity log and the Advanced System Manage Interface (ASMI).
- Serviceable event views are:
  - AIX® Diagnostics Results Log
  - IBM i problem log
  - IBM i service action log (SAL)
  - Management console service focal point
  - Linux® Diagnostic Messages Log
  - System control panel
  - ASMI listed under serviceable events

---

### BC600102

**Explanation:**

During processor/memory subsystem initialization, an error was encountered.

**Response:**

The FRU callouts are calculated at the time of the failure. Examine the error log for the actual replacement strategy.

---

### BC600103

**Explanation:**

During processor/memory subsystem initialization, an error was encountered.

**Response:**

The FRU callouts are calculated at the time of the failure. Examine the error log for the actual replacement strategy.

---

### BC600104

**Explanation:**

During processor/memory subsystem initialization, an error was encountered.

**Response:**

The FRU callouts are calculated at the time of the failure. Examine the error log for the actual replacement strategy.

---

### BC600105

**Explanation:**

During processor/memory subsystem initialization, an error was encountered.

**Response:**

The FRU callouts are calculated at the time of the failure. Examine the error log for the actual replacement strategy.

---

### BC600107

**Explanation:**

During processor/memory subsystem initialization, an error was encountered.

**Response:**

The FRU callouts are calculated at the time of the failure. Examine the error log for the actual replacement strategy.

---

### BC600202

**Explanation:**

During processor/memory subsystem initialization, an error was encountered: A device driver operation was attempted for which no driver has been registered.

**Response:**

The FRU callouts are calculated at the time of the failure. See the error log for the actual replacement strategy.

---

### BC600203

**Explanation:**

During processor/memory subsystem initialization, an error was encountered: A device driver operation on a NULL target.

**Response:**

The FRU callouts are calculated at the time of the failure. See the error log for the actual replacement strategy.

---

**BC600204****Explanation:**

During processor/memory subsystem initialization, an error was encountered: A double registration was attempted with the routing framework.

**Response:**

The FRU callouts are calculated at the time of the failure. See the error log for the actual replacement strategy.

---

**BC600301****Explanation:**

During processor/memory subsystem initialization, an error was encountered: The provided address is over 32 bits long which makes it invalid.

**Response:**

The FRU callouts are calculated at the time of the failure. See the error log for the actual replacement strategy.

---

**BC600302****Explanation:**

During processor/memory subsystem initialization, an error was encountered.

**Response:**

The FRU callouts are calculated at the time of the failure. Examine the error log for the actual replacement strategy.

---

**BC600303****Explanation:**

During processor/memory subsystem initialization, an error was encountered.

**Response:**

The FRU callouts are calculated at the time of the failure. Examine the error log for the actual replacement strategy.

---

**BC600305****Explanation:**

During processor/memory subsystem initialization, an error was encountered: Indirect SCOM Read error.

**Response:**

The FRU callouts are calculated at the time of the failure. See the error log for the actual replacement strategy.

---

**BC600306****Explanation:**

During processor/memory subsystem initialization, an error was encountered: Indirect SCOM complete bit did not come on.

**Response:**

The FRU callouts are calculated at the time of the failure. See the error log for the actual replacement strategy.

---

**BC600307****Explanation:**

During processor/memory subsystem initialization, an error was encountered: Indirect SCOM Write failed for this address.

**Response:**

The FRU callouts are calculated at the time of the failure. See the error log for the actual replacement strategy.

---

**BC600308****Explanation:**

During processor/memory subsystem initialization, an error was encountered: Indirect SCOM complete bit did not come on.

**Response:**

The FRU callouts are calculated at the time of the failure. See the error log for the actual replacement strategy.

---

**BC600309****Explanation:**

During processor/memory subsystem initialization, an error was encountered: Scom Translate not supported for this type.

**Response:**

The FRU callouts are calculated at the time of the failure. See the error log for the actual replacement strategy.

---

**BC60030A****Explanation:**

During processor/memory subsystem initialization, an error was encountered: Scom Translation did not modify the address.

**Response:**

The FRU callouts are calculated at the time of the failure. See the error log for the actual replacement strategy.

---

**BC60030C****Explanation:**

Firmware error during system IPL.

**Response:**

The FRU callouts are calculated at the time of the failure. See the error log for the actual replacement strategy.

---

**BC60030D****Explanation:**

Firmware error during system IPL.

**Response:**

The FRU callouts are calculated at the time of the failure. See the error log for the actual replacement strategy.

---

**BC60030E****Explanation:**

A problem occurred during the IPL of the system.

**Response:**

The FRU callouts are calculated at the time of the failure. See the error log for the actual replacement strategy.

---

**BC60030F****Explanation:**

During processor/memory subsystem initialization, an error was encountered: Bits 0:11 in user supplied data is not zero.

**Response:**

The FRU callouts are calculated at the time of the failure. See the error log for the actual replacement strategy.

---

**BC600310****Explanation:**

During processor/memory subsystem initialization, an error was encountered: No read op on form 1 indirect scom.

**Response:**

The FRU callouts are calculated at the time of the failure. See the error log for the actual replacement strategy.

---

**BC600311****Explanation:**

During processor/memory subsystem initialization, an error was encountered: Hypervisor wakeup failed.

**Response:**

The FRU callouts are calculated at the time of the failure. See the error log for the actual replacement strategy.

---

**BC600312****Explanation:**

During processor/memory subsystem initialization, an error was encountered: SCOM runtime interface not linked.

**Response:**

The FRU callouts are calculated at the time of the failure. See the error log for the actual replacement strategy.

---

**BC600313****Explanation:**

During processor/memory subsystem initialization, an error was encountered: Disabling special wakeup when not enabled.

**Response:**

The FRU callouts are calculated at the time of the failure. See the error log for the actual replacement strategy.

---

**BC600314****Explanation:**

During processor/memory subsystem initialization, an error was encountered: Scm Translate not supported for this type.

**Response:**

The FRU callouts are calculated at the time of the failure. See the error log for the actual replacement strategy.

---

**BC600315****Explanation:**

During processor/memory subsystem initialization, an error was encountered: Error from Hypervisor attempting SCOM.

**Response:**

The FRU callouts are calculated at the time of the failure. See the error log for the actual replacement strategy.

---

**BC600316****Explanation:**

During processor/memory subsystem initialization, an error was encountered: Buffer size is less than allowed or NULL data buffer.

**Response:**

The FRU callouts are calculated at the time of the failure. See the error log for the actual replacement strategy.

---

**BC600317****Explanation:**

During processor/memory subsystem initialization, an error was encountered: Scm invalid operation type.

**Response:**

The FRU callouts are calculated at the time of the failure. See the error log for the actual replacement strategy.

---

**BC600318****Explanation:**

Secure Boot failure.

**Response:**

The FRU callouts are calculated at the time of the failure. See the error log for the actual replacement strategy.

---

**BC600319**

**Explanation:**

Secure Boot failure.

**Response:**

The FRU callouts are calculated at the time of the failure. See the error log for the actual replacement strategy.

---

**BC60031A**

**Explanation:**

Secure Boot failure.

**Response:**

The FRU callouts are calculated at the time of the failure. See the error log for the actual replacement strategy.

---

**BC60031B**

**Explanation:**

Secure Boot failure.

**Response:**

The FRU callouts are calculated at the time of the failure. See the error log for the actual replacement strategy.

---

**BC60031C**

**Explanation:**

Secure Boot failure.

**Response:**

The FRU callouts are calculated at the time of the failure. See the error log for the actual replacement strategy.

---

**BC60031D**

**Explanation:**

During processor/memory subsystem initialization, an error was encountered: Invalid mode parm for wakeup operation.

**Response:**

The FRU callouts are calculated at the time of the failure. See the error log for the actual replacement strategy.

---

**BC60031E**

**Explanation:**

During processor/memory subsystem initialization, an error was encountered: Unexpectedly forcing wakeup off when the counter is non-zero, implies a bug in the code flow.

**Response:**

The FRU callouts are calculated at the time of the failure. See the error log for the actual replacement strategy.

---

**BC60031F**

**Explanation:**

During processor/memory subsystem initialization, an error was encountered: Unsupported multicast op.

**Response:**

The FRU callouts are calculated at the time of the failure. See the error log for the actual replacement strategy.

---

**BC600401**

**Explanation:**

During processor/memory subsystem initialization, an error was encountered: XSCoM access error.

**Response:**

The FRU callouts are calculated at the time of the failure. See the error log for the actual replacement strategy.

---

**BC600402**

**Explanation:**

During processor/memory subsystem initialization, an error was encountered.

**Response:**

The FRU callouts are calculated at the time of the failure. Examine the error log for the actual replacement strategy.

---

**BC600403**

**Explanation:**

During processor/memory subsystem initialization, an error was encountered.

**Response:**

The FRU callouts are calculated at the time of the failure. Examine the error log for the actual replacement strategy.

---

**BC600404**

**Explanation:**

During processor/memory subsystem initialization, an error was encountered.

**Response:**

The FRU callouts are calculated at the time of the failure. Examine the error log for the actual replacement strategy.

---

**BC600405**

**Explanation:**

A problem occurred during the IPL of the system.

**Response:**

The FRU callouts are calculated at the time of the failure. See the error log for the actual replacement strategy.

---

**BC600406****Explanation:**

During processor/memory subsystem initialization, an error was encountered.

**Response:**

The FRU callouts are calculated at the time of the failure. Examine the error log for the actual replacement strategy.

---

**BC600407****Explanation:**

During processor/memory subsystem initialization, an error was encountered.

**Response:**

The FRU callouts are calculated at the time of the failure. Examine the error log for the actual replacement strategy.

---

**BC600501****Explanation:**

During processor/memory subsystem initialization, an error was encountered: Initialization Service failed to start a task.

**Response:**

The FRU callouts are calculated at the time of the failure. See the error log for the actual replacement strategy.

---

**BC600502****Explanation:**

During processor/memory subsystem initialization, an error was encountered: Initialization Service attempted to start a function within a module but the function failed to launch.

**Response:**

The FRU callouts are calculated at the time of the failure. See the error log for the actual replacement strategy.

---

**BC600503****Explanation:**

During processor/memory subsystem initialization, an error was encountered: One or more CxxTest Unit Tests failed.

**Response:**

The FRU callouts are calculated at the time of the failure. See the error log for the actual replacement strategy.

---

**BC600504****Explanation:**

During processor/memory subsystem initialization, an error was encountered: Could not FLUSH virtual memory.

**Response:**

The FRU callouts are calculated at the time of the failure. See the error log for the actual replacement strategy.

---

**BC600505****Explanation:**

During processor/memory subsystem initialization, an error was encountered: Initialization Service launched a task and the task returned an error.

**Response:**

The FRU callouts are calculated at the time of the failure. See the error log for the actual replacement strategy.

---

**BC600506****Explanation:**

During processor/memory subsystem initialization, an error was encountered: Initialization Service launched a function and the task returned an error.

**Response:**

The FRU callouts are calculated at the time of the failure. See the error log for the actual replacement strategy.

---

**BC600507****Explanation:**

During processor/memory subsystem initialization, an error was encountered: Initialization Service failed to load a module needed to load a function or task. UserDetails will contain the name of the function or task.

**Response:**

The FRU callouts are calculated at the time of the failure. See the error log for the actual replacement strategy.

---

**BC600508****Explanation:**

During processor/memory subsystem initialization, an error was encountered: Request to send Istep Complete msg to Fsp, but no outstanding message from service processor found.

**Response:**

The FRU callouts are calculated at the time of the failure. See the error log for the actual replacement strategy.

---

**BC600509****Explanation:**

During processor/memory subsystem initialization, an error was encountered: IStep failed and HW

deconfigured. Looped back to an earlier istep (Reconfigure loop).

**Response:**

The FRU callouts are calculated at the time of the failure. See the error log for the actual replacement strategy.

---

**BC60050A**

**Explanation:**

A hardware error occurred during the IPL. See previous logs for details.

**Response:**

The FRU callouts are calculated at the time of the failure. See the error log for the actual replacement strategy.

---

**BC60050B**

**Explanation:**

During processor/memory subsystem initialization, an error was encountered: Received shutdown request from service processor.

**Response:**

The FRU callouts are calculated at the time of the failure. See the error log for the actual replacement strategy.

---

**BC60050C**

**Explanation:**

A problem occurred during the IPL of the system.

**Response:**

The FRU callouts are calculated at the time of the failure. See the error log for the actual replacement strategy.

---

**BC60050D**

**Explanation:**

During processor/memory subsystem initialization, an error was encountered: Istep messaged received by non-master node.

**Response:**

The FRU callouts are calculated at the time of the failure. See the error log for the actual replacement strategy.

---

**BC60050F**

**Explanation:**

A reconfigure loop is being induced for testing purposes.

**Response:**

The FRU callouts are calculated at the time of the failure. See the error log for the actual replacement strategy.

---

**BC600510**

**Explanation:**

During processor/memory subsystem initialization, an error was encountered: Received shutdown request due to deconfigure outside of reconfig loop.

**Response:**

The FRU callouts are calculated at the time of the failure. See the error log for the actual replacement strategy.

---

**BC600511**

**Explanation:**

An internal firmware error occurred.

**Response:**

The FRU callouts are calculated at the time of the failure. See the error log for the actual replacement strategy.

---

**BC600512**

**Explanation:**

Node is no longer accepting istep requests.

**Response:**

The FRU callouts are calculated at the time of the failure. See the error log for the actual replacement strategy.

---

**BC600516**

**Explanation:**

Firmware error during boot.

**Response:**

The FRU callouts are calculated at the time of the failure. See the error log for the actual replacement strategy.

---

**BC600601**

**Explanation:**

A problem occurred while accessing the boot flash.

**Response:**

The FRU callouts are calculated at the time of the failure. See the error log for the actual replacement strategy.

---

**BC600602**

**Explanation:**

A problem occurred while accessing the boot flash.

**Response:**

The FRU callouts are calculated at the time of the failure. See the error log for the actual replacement strategy.

---

**BC600603**

**Explanation:**

During processor/memory subsystem initialization, an error was encountered: invalid section passed to flush.

**Response:**



The FRU callouts are calculated at the time of the failure. See the error log for the actual replacement strategy.

---

**BC600604****Explanation:**

A problem occurred while initializing secure PNOR.

**Response:**

The FRU callouts are calculated at the time of the failure. See the error log for the actual replacement strategy.

---

**BC600605****Explanation:**

Processor NOR flash: A problem occurred while accessing the boot flash.

**Response:**

The FRU callouts are calculated at the time of the failure. See the error log for the actual replacement strategy.

---

**BC600606****Explanation:**

A problem occurred while accessing the boot flash.

**Response:**

The FRU callouts are calculated at the time of the failure. See the error log for the actual replacement strategy.

---

**BC600607****Explanation:**

During processor/memory subsystem initialization, an error was encountered: SfcIBM::hwReset> Unsupported Reset Level requested.

**Response:**

The FRU callouts are calculated at the time of the failure. See the error log for the actual replacement strategy.

---

**BC600608****Explanation:**

LPC bus error communicating with the BMC.

**Response:**

The FRU callouts are calculated at the time of the failure. See the error log for the actual replacement strategy.

---

**BC600609****Explanation:**

A problem occurred while accessing the boot flash.

**Response:**

The FRU callouts are calculated at the time of the failure. See the error log for the actual replacement strategy.

---

**BC60060B****Explanation:**

Hardware error accessing flash during IPL.

**Response:**

The FRU callouts are calculated at the time of the failure. See the error log for the actual replacement strategy.

---

**BC60060C****Explanation:**

Fail verifying Flash File System (FFS) Header on Master Candidate Processor NOR flash Table of Contents

**Response:**

The FRU callouts are calculated at the time of the failure. See the error log for the actual replacement strategy.

---

**BC600610****Explanation:**

A problem occurred while accessing the boot flash.

**Response:**

The FRU callouts are calculated at the time of the failure. See the error log for the actual replacement strategy.

---

**BC600612****Explanation:**

Hardware error accessing flash during IPL.

**Response:**

The FRU callouts are calculated at the time of the failure. See the error log for the actual replacement strategy.

---

**BC600614****Explanation:**

Firmware error accessing flash during IPL.

**Response:**

The FRU callouts are calculated at the time of the failure. See the error log for the actual replacement strategy.

---

**BC600615****Explanation:**

BMC not responding while accessing the flash.

**Response:**

The FRU callouts are calculated at the time of the failure. See the error log for the actual replacement strategy.

---

**BC600616****Explanation:**

Error accessing system firmware flash.

**Response:**

The FRU callouts are calculated at the time of the failure. See the error log for the actual replacement strategy.

---

**BC600617****Explanation:**

Error accessing system firmware flash.

**Response:**

The FRU callouts are calculated at the time of the failure. See the error log for the actual replacement strategy.

---

**BC600619****Explanation:**

A problem occurred while reading Processor NOR flash partition table.

**Response:**

The FRU callouts are calculated at the time of the failure. See the error log for the actual replacement strategy.

---

**BC60061B****Explanation:**

During processor/memory subsystem initialization, an error was encountered: invalid section passed to getSectionInfo or section prohibited by secureboot.

**Response:**

The FRU callouts are calculated at the time of the failure. See the error log for the actual replacement strategy.

---

**BC60061C****Explanation:**

During processor/memory subsystem initialization, an error was encountered: UNCORRECTABLE ECC.

**Response:**

The FRU callouts are calculated at the time of the failure. See the error log for the actual replacement strategy.

---

**BC60061D****Explanation:**

During processor/memory subsystem initialization, an error was encountered: section size is zero.

**Response:**

The FRU callouts are calculated at the time of the failure. See the error log for the actual replacement strategy.

---

**BC60061E****Explanation:**

Failed to remove pages.

**Response:**

The FRU callouts are calculated at the time of the failure. See the error log for the actual replacement strategy.

---

**BC60061F****Explanation:**

Error accessing system firmware flash.

**Response:**

The FRU callouts are calculated at the time of the failure. See the error log for the actual replacement strategy.

---

**BC600620****Explanation:**

Error accessing system firmware flash.

**Response:**

The FRU callouts are calculated at the time of the failure. See the error log for the actual replacement strategy.

---

**BC600621****Explanation:**

During processor/memory subsystem initialization, an error was encountered: Non ECC protected section is passed to fixECC.

**Response:**

The FRU callouts are calculated at the time of the failure. See the error log for the actual replacement strategy.

---

**BC600622****Explanation:**

A problem occurred while reading Processor NOR flash partition table.

**Response:**

The FRU callouts are calculated at the time of the failure. See the error log for the actual replacement strategy.

---

**BC600623****Explanation:**

A problem occurred while reading Processor NOR flash partition table.

**Response:**

The FRU callouts are calculated at the time of the failure. See the error log for the actual replacement strategy.

---

**BC600627****Explanation:**

A problem occurred while accessing the boot flash.

**Response:**

The FRU callouts are calculated at the time of the failure. See the error log for the actual replacement strategy.

---

**BC600629****Explanation:**

No valid Table of Contents (TOC) found for Processor NOR flash.

**Response:**

The FRU callouts are calculated at the time of the failure. See the error log for the actual replacement strategy.

---

**BC60062A****Explanation:**

Error accessing system firmware flash.

**Response:**

The FRU callouts are calculated at the time of the failure. See the error log for the actual replacement strategy.

---

**BC60062B****Explanation:**

A problem occurred while reading Processor NOR flash partition table.

**Response:**

The FRU callouts are calculated at the time of the failure. See the error log for the actual replacement strategy.

---

**BC60062C****Explanation:**

A problem occurred while reading Processor NOR flash partition table.

**Response:**

The FRU callouts are calculated at the time of the failure. See the error log for the actual replacement strategy.

---

**BC60062D****Explanation:**

A problem occurred while reading Processor NOR flash partition table.

**Response:**

The FRU callouts are calculated at the time of the failure. See the error log for the actual replacement strategy.

---

**BC60062F****Explanation:**

Firmware level mismatch.

**Response:**

The FRU callouts are calculated at the time of the failure. See the error log for the actual replacement strategy.

---

**BC600630****Explanation:**

Secureboot key transition failure.

**Response:**

The FRU callouts are calculated at the time of the failure. See the error log for the actual replacement strategy.

---

**BC600631****Explanation:**

Firmware Error.

**Response:**

The FRU callouts are calculated at the time of the failure. See the error log for the actual replacement strategy.

---

**BC600632****Explanation:**

BMC not responding while accessing the flash.

**Response:**

The FRU callouts are calculated at the time of the failure. See the error log for the actual replacement strategy.

---

**BC600633****Explanation:**

BMC not responding while accessing the flash.

**Response:**

The FRU callouts are calculated at the time of the failure. See the error log for the actual replacement strategy.

---

**BC600634****Explanation:**

Security failure: unable to securely load requested firmware.

**Response:**

The FRU callouts are calculated at the time of the failure. See the error log for the actual replacement strategy.

---

**BC600635****Explanation:**

A problem occurred within the security subsystem.

**Response:**

The FRU callouts are calculated at the time of the failure. See the error log for the actual replacement strategy.

---

**BC600636****Explanation:**

A problem occurred within the security subsystem.

**Response:**

The FRU callouts are calculated at the time of the failure. See the error log for the actual replacement strategy.

---

---

**BC600637****Explanation:**

A problem occurred within the security subsystem.

**Response:**

The FRU callouts are calculated at the time of the failure. See the error log for the actual replacement strategy.

---

**BC600638****Explanation:**

Failure in security subsystem.

**Response:**

The FRU callouts are calculated at the time of the failure. See the error log for the actual replacement strategy.

---

**BC600639****Explanation:**

Platform Security Error.

**Response:**

The FRU callouts are calculated at the time of the failure. See the error log for the actual replacement strategy.

---

**BC60063A****Explanation:**

Failure in security subsystem.

**Response:**

The FRU callouts are calculated at the time of the failure. See the error log for the actual replacement strategy.

---

**BC60063B****Explanation:**

Failure in security subsystem.

**Response:**

The FRU callouts are calculated at the time of the failure. See the error log for the actual replacement strategy.

---

**BC60063C****Explanation:**

Failure in security subsystem.

**Response:**

The FRU callouts are calculated at the time of the failure. See the error log for the actual replacement strategy.

---

**BC60063D****Explanation:**

A problem occurred while reading Processor NOR flash partition table.

**Response:**

The FRU callouts are calculated at the time of the failure. See the error log for the actual replacement strategy.

---

**BC600702****Explanation:**

A problem occurred during the IPL of the system.

**Response:**

The FRU callouts are calculated at the time of the failure. See the error log for the actual replacement strategy.

---

**BC600703****Explanation:**

During processor/memory subsystem initialization, an error was encountered: Timed out waiting for data in FIFO to read.

**Response:**

The FRU callouts are calculated at the time of the failure. See the error log for the actual replacement strategy.

---

**BC600705****Explanation:**

During processor/memory subsystem initialization, an error was encountered: Timed out waiting for command complete.

**Response:**

The FRU callouts are calculated at the time of the failure. See the error log for the actual replacement strategy.

---

**BC600706****Explanation:**

A problem occurred during the IPL of the system: An error was found in the I2C status register.

**Response:**

The FRU callouts are calculated at the time of the failure. See the error log for the actual replacement strategy.

---

**BC600707****Explanation:**

During processor/memory subsystem initialization, an error was encountered: Master Sentinel chip was used as a target for an I2C operation. This is not permitted.

**Response:**

The FRU callouts are calculated at the time of the failure. See the error log for the actual replacement strategy.

---

**BC60070A****Explanation:**

A problem occurred during the IPL of the system.

**Response:**

The FRU callouts are calculated at the time of the failure. See the error log for the actual replacement strategy.

---

**BC60070B****Explanation:**

A problem occurred during the IPL of the system: A NACK error was found in the I2C Status register.

**Response:**

The FRU callouts are calculated at the time of the failure. See the error log for the actual replacement strategy.

---

**BC60070C****Explanation:**

A problem occurred during the IPL of the system: A Bus Arbitration Lost error was found in the I2C status register.

**Response:**

The FRU callouts are calculated at the time of the failure. See the error log for the actual replacement strategy.

---

**BC60070D****Explanation:**

During processor/memory subsystem initialization, an error was encountered: I2C read/write interface not linked.

**Response:**

The FRU callouts are calculated at the time of the failure. See the error log for the actual replacement strategy.

---

**BC60070E****Explanation:**

During processor/memory subsystem initialization, an error was encountered: I2C access error.

**Response:**

The FRU callouts are calculated at the time of the failure. See the error log for the actual replacement strategy.

---

**BC60070F****Explanation:**

During processor/memory subsystem initialization, an error was encountered: I2C offset length is invalid.

**Response:**

The FRU callouts are calculated at the time of the failure. See the error log for the actual replacement strategy.

---

**BC600710****Explanation:**

During processor/memory subsystem initialization, an error was encountered: There was an error retrieving the EEPROM page mutex for this i2c master engine.

**Response:**

The FRU callouts are calculated at the time of the failure. See the error log for the actual replacement strategy.

---

**BC600711****Explanation:**

During processor/memory subsystem initialization, an error was encountered: Invalid page requested.

**Response:**

The FRU callouts are calculated at the time of the failure. See the error log for the actual replacement strategy.

---

**BC600712****Explanation:**

During processor/memory subsystem initialization, an error was encountered: I2C master encountered an error while trying to unlock the eepromPage.

**Response:**

The FRU callouts are calculated at the time of the failure. See the error log for the actual replacement strategy.

---

**BC600713****Explanation:**

A problem occurred during the IPL of the system.

**Response:**

The FRU callouts are calculated at the time of the failure. See the error log for the actual replacement strategy.

---

**BC600714****Explanation:**

Unexpected boot firmware error.

**Response:**

The FRU callouts are calculated at the time of the failure. See the error log for the actual replacement strategy.

---

**BC600715****Explanation:**

Unexpected boot firmware error.

**Response:**

The FRU callouts are calculated at the time of the failure. See the error log for the actual replacement strategy.

---

**BC600716****Explanation:**

Firmware error during boot.

**Response:**

The FRU callouts are calculated at the time of the failure. See the error log for the actual replacement strategy.

---

**BC600717****Explanation:**

Firmware error during boot.

**Response:**

The FRU callouts are calculated at the time of the failure. See the error log for the actual replacement strategy.

---

**BC600718****Explanation:**

Unexpected firmware error.

**Response:**

The FRU callouts are calculated at the time of the failure. See the error log for the actual replacement strategy.

---

**BC600719****Explanation:**

Unexpected firmware error.

**Response:**

The FRU callouts are calculated at the time of the failure. See the error log for the actual replacement strategy.

---

**BC60071A****Explanation:**

Unexpected firmware error.

**Response:**

The FRU callouts are calculated at the time of the failure. See the error log for the actual replacement strategy.

---

**BC60071B****Explanation:**

Unexpected firmware error.

**Response:**

The FRU callouts are calculated at the time of the failure. See the error log for the actual replacement strategy.

---

**BC60071C****Explanation:**

Unexpected firmware error.

**Response:**

The FRU callouts are calculated at the time of the failure. See the error log for the actual replacement strategy.

---

**BC60071D****Explanation:**

Unexpected firmware error.

**Response:**

The FRU callouts are calculated at the time of the failure. See the error log for the actual replacement strategy.

---

**BC600801****Explanation:**

During processor/memory subsystem initialization, an error was encountered: Could not load/unload module.

**Response:**

The FRU callouts are calculated at the time of the failure. See the error log for the actual replacement strategy.

---

**BC600803****Explanation:**

During processor/memory subsystem initialization, an error was encountered: Could not allocate virtual memory.

**Response:**

The FRU callouts are calculated at the time of the failure. See the error log for the actual replacement strategy.

---

**BC600804****Explanation:**

During processor/memory subsystem initialization, an error was encountered: Could not set permissions on virtual memory.

**Response:**

The FRU callouts are calculated at the time of the failure. See the error log for the actual replacement strategy.

---

**BC600805****Explanation:**

During processor/memory subsystem initialization, an error was encountered: Module does not exist.

**Response:**

The FRU callouts are calculated at the time of the failure. See the error log for the actual replacement strategy.

---

**BC600806****Explanation:**

During processor/memory subsystem initialization, an error was encountered: Module is not a data module.

**Response:**

The FRU callouts are calculated at the time of the failure. See the error log for the actual replacement strategy.

---

**BC600807****Explanation:**

A problem was detected during the IPL of they system:  
Task crashed.

**Response:**

The FRU callouts are calculated at the time of the failure. See the error log for the actual replacement strategy.

---

**BC600808**

**Explanation:**

Corrupted flash image or firmware error during system boot.

**Response:**

The FRU callouts are calculated at the time of the failure. See the error log for the actual replacement strategy.

---

**BC600901**

**Explanation:**

A problem was detected during the IPL of the system:  
A hardware initialization procedure requested an invalid attribute.

**Response:**

The FRU callouts are calculated at the time of the failure. See the error log for the actual replacement strategy.

---

**BC600902**

**Explanation:**

During processor/memory subsystem initialization, an error was encountered: Request for EC features on an attribute without EC features.

**Response:**

The FRU callouts are calculated at the time of the failure. See the error log for the actual replacement strategy.

---

**BC600907**

**Explanation:**

Internal firmware error.

**Response:**

The FRU callouts are calculated at the time of the failure. See the error log for the actual replacement strategy.

---

**BC600908**

**Explanation:**

Firmware Error.

**Response:**

The FRU callouts are calculated at the time of the failure. See the error log for the actual replacement strategy.

---

**BC600909**

**Explanation:**

Firmware Error.

**Response:**

The FRU callouts are calculated at the time of the failure. See the error log for the actual replacement strategy.

---

**BC60090A**

**Explanation:**

Firmware Error.

**Response:**

The FRU callouts are calculated at the time of the failure. See the error log for the actual replacement strategy.

---

**BC60090D**

**Explanation:**

Firmware error during IPL.

**Response:**

The FRU callouts are calculated at the time of the failure. See the error log for the actual replacement strategy.

---

**BC60090E**

**Explanation:**

Firmware error during IPL.

**Response:**

The FRU callouts are calculated at the time of the failure. See the error log for the actual replacement strategy.

---

**BC60090F**

**Explanation:**

Error initializing processor/memory subsystem during boot. See FRU list for repair actions.

**Response:**

The FRU callouts are calculated at the time of the failure. See the error log for the actual replacement strategy.

---

**BC600910**

**Explanation:**

Firmware error during IPL.

**Response:**

The FRU callouts are calculated at the time of the failure. See the error log for the actual replacement strategy.

---

**BC600911**

**Explanation:**

Firmware error during IPL.

**Response:**

The FRU callouts are calculated at the time of the failure. See the error log for the actual replacement strategy.

---

**BC600912**

**Explanation:**

A problem occurred during the IPL of the system.

**Response:**

The FRU callouts are calculated at the time of the failure. Examine the error log for the actual replacement strategy.

---

**BC600913****Explanation:**

During processor/memory subsystem initialization, an error was encountered.

**Response:**

The FRU callouts are calculated at the time of the failure. Examine the error log for the actual replacement strategy.

---

**BC600914****Explanation:**

During processor/memory subsystem initialization, an error was encountered.

**Response:**

The FRU callouts are calculated at the time of the failure. Examine the error log for the actual replacement strategy.

---

**BC600915****Explanation:**

During processor/memory subsystem initialization, an error was encountered.

**Response:**

The FRU callouts are calculated at the time of the failure. Examine the error log for the actual replacement strategy.

---

**BC600916****Explanation:**

During processor/memory subsystem initialization, an error was encountered.

**Response:**

The FRU callouts are calculated at the time of the failure. Examine the error log for the actual replacement strategy.

---

**BC600917****Explanation:**

During processor/memory subsystem initialization, an error was encountered.

**Response:**

The FRU callouts are calculated at the time of the failure. Examine the error log for the actual replacement strategy.

---

**BC60091B****Explanation:**

A problem occurred during the IPL of the system.

**Response:**

The FRU callouts are calculated at the time of the failure. Examine the error log for the actual replacement strategy.

---

**BC60091C****Explanation:**

During processor/memory subsystem initialization, an error was encountered.

**Response:**

The FRU callouts are calculated at the time of the failure. Examine the error log for the actual replacement strategy.

---

**BC60091D****Explanation:**

A problem occurred during the IPL of the system.

**Response:**

The FRU callouts are calculated at the time of the failure. Examine the error log for the actual replacement strategy.

---

**BC60091E****Explanation:**

During processor/memory subsystem initialization, an error was encountered.

**Response:**

The FRU callouts are calculated at the time of the failure. Examine the error log for the actual replacement strategy.

---

**BC60091F****Explanation:**

During processor/memory subsystem initialization, an error was encountered.

**Response:**

The FRU callouts are calculated at the time of the failure. Examine the error log for the actual replacement strategy.

---

**BC600920****Explanation:**

A problem occurred during the IPL of the system.

**Response:**

The FRU callouts are calculated at the time of the failure. Examine the error log for the actual replacement strategy.

---

**BC600921****Explanation:**

A problem occurred during the IPL of the system.

**Response:**

The FRU callouts are calculated at the time of the failure. Examine the error log for the actual replacement strategy.



---

**BC600922****Explanation:**

A problem occurred during the IPL of the system.

**Response:**

The FRU callouts are calculated at the time of the failure. Examine the error log for the actual replacement strategy.

---

**BC600923****Explanation:**

A problem occurred during the IPL of the system.

**Response:**

The FRU callouts are calculated at the time of the failure. Examine the error log for the actual replacement strategy.

---

**BC600924****Explanation:**

Error unmapping memory section.

**Response:**

The FRU callouts are calculated at the time of the failure. See the error log for the actual replacement strategy.

---

**BC600925****Explanation:**

During processor/memory subsystem initialization, an error was encountered: The hwsv returned a message where the extra data was null. This should not happen so need to tell HostBoot to stop the ipl.

**Response:**

The FRU callouts are calculated at the time of the failure. See the error log for the actual replacement strategy.

---

**BC600926****Explanation:**

During processor/memory subsystem initialization, an error was encountered: The hwsv found an error while processing the message so it sent an error message back to indicate to HostBoot to stop the IPL. Userdata1 will have the error PLID from hwsv's errorlog.

**Response:**

The FRU callouts are calculated at the time of the failure. See the error log for the actual replacement strategy.

---

**BC600927****Explanation:**

During processor/memory subsystem initialization, an error was encountered: The hwsv returned a message where there was an error when the powr function was

called. userdata1 contains the errorlog plid from hwsv generated by the powr function.

**Response:**

The FRU callouts are calculated at the time of the failure. See the error log for the actual replacement strategy.

---

**BC600928****Explanation:**

During processor/memory subsystem initialization, an error was encountered: HB got an incorrect type message. HB did not provide the correct message type in the istep. Userdata1 shows the message type passed in.

**Response:**

The FRU callouts are calculated at the time of the failure. See the error log for the actual replacement strategy.

---

**BC600929****Explanation:**

A problem occurred during the IPL of the system.

**Response:**

The FRU callouts are calculated at the time of the failure. Examine the error log for the actual replacement strategy.

---

**BC60092A****Explanation:**

During processor/memory subsystem initialization, an error was encountered: messages from other nodes have not returned in time.

**Response:**

The FRU callouts are calculated at the time of the failure. See the error log for the actual replacement strategy.

---

**BC60092B****Explanation:**

During processor/memory subsystem initialization, an error was encountered: host coalesce host timer thread failed.

**Response:**

The FRU callouts are calculated at the time of the failure. See the error log for the actual replacement strategy.

---

**BC60092C****Explanation:**

During processor/memory subsystem initialization, an error was encountered.

**Response:**

The FRU callouts are calculated at the time of the failure. Examine the error log for the actual replacement strategy.

---

---

**BC60092D****Explanation:**

During processor/memory subsystem initialization, an error was encountered.

**Response:**

The FRU callouts are calculated at the time of the failure. Examine the error log for the actual replacement strategy.

---

**BC60092E****Explanation:**

During processor/memory subsystem initialization, an error was encountered: Request given to load payload into mirrored memory, but no mirrored memory exists at that location.

**Response:**

The FRU callouts are calculated at the time of the failure. See the error log for the actual replacement strategy.

---

**BC600930****Explanation:**

Read/write requested while in DISABLE\_DRAM\_REPAIRS mode found extra bad bits set for DIMM.

**Response:**

The FRU callouts are calculated at the time of the failure. See the error log for the actual replacement strategy.

---

**BC600931****Explanation:**

A problem occurred during the IPL of the system.

**Response:**

The FRU callouts are calculated at the time of the failure. See the error log for the actual replacement strategy.

---

**BC600932****Explanation:**

A problem occurred during the IPL of the system.

**Response:**

The FRU callouts are calculated at the time of the failure. See the error log for the actual replacement strategy.

---

**BC600933****Explanation:**

During processor/memory subsystem initialization, an error was encountered: Failed due to wrong DIMM type.

**Response:**

The FRU callouts are calculated at the time of the failure. See the error log for the actual replacement strategy.

---

**BC600934****Explanation:**

During processor/memory subsystem initialization, an error was encountered: Either nominal, max turbo or min power save frequency for the processor HUID (userdata1) is zero.

**Response:**

The FRU callouts are calculated at the time of the failure. See the error log for the actual replacement strategy.

---

**BC600935****Explanation:**

During processor/memory subsystem initialization, an error was encountered: Input buffer size is smaller than expected length.

**Response:**

The FRU callouts are calculated at the time of the failure. See the error log for the actual replacement strategy.

---

**BC600936****Explanation:**

During processor/memory subsystem initialization, an error was encountered: Nominal frequency(userdata1) does not match nominal frequency(userdata2) on other cores. Should be the same for all chips.

**Response:**

The FRU callouts are calculated at the time of the failure. See the error log for the actual replacement strategy.

---

**BC600937****Explanation:**

During processor/memory subsystem initialization, an error was encountered: Invalid bucket id found for the voltage data.

**Response:**

The FRU callouts are calculated at the time of the failure. See the error log for the actual replacement strategy.

---

**BC600938****Explanation:**

During processor/memory subsystem initialization, an error was encountered: Bucket id from PR keyword does not match bucket id in the voltage data.

**Response:**

The FRU callouts are calculated at the time of the failure. See the error log for the actual replacement strategy.

---

**BC600939****Explanation:**

During processor/memory subsystem initialization, an error was encountered: Unsupported #V keyword data version found.

**Response:**

The FRU callouts are calculated at the time of the failure. See the error log for the actual replacement strategy.

---

**BC60093B****Explanation:**

During processor/memory subsystem initialization, an error was encountered: When Workload Optimized Frequency (WOF) is enabled, ultra turbo freq should not be 0.

**Response:**

The FRU callouts are calculated at the time of the failure. See the error log for the actual replacement strategy.

---

**BC60093C****Explanation:**

During processor/memory subsystem initialization, an error was encountered: When Workload Optimized Frequency (WOF) is enabled, the WOF Freq Uplift index should be 1,2,3, or 4.

**Response:**

The FRU callouts are calculated at the time of the failure. See the error log for the actual replacement strategy.

---

**BC60093D****Explanation:**

A problem occurred during the IPL of the system.

**Response:**

The FRU callouts are calculated at the time of the failure. See the error log for the actual replacement strategy.

---

**BC60093E****Explanation:**

Error uncompressing payload image from boot flash.

**Response:**

The FRU callouts are calculated at the time of the failure. See the error log for the actual replacement strategy.

---

**BC600A01****Explanation:**

An internal function called the FSI device driver with an improper data length.

**Response:**

The FRU callouts are calculated at the time of the failure. See the error log for the actual replacement strategy.

---

**BC600A03****Explanation:**

A problem occurred during the IPL of the system.

**Response:**

The FRU callouts are calculated at the time of the failure. See the error log for the actual replacement strategy.

---

**BC600A04****Explanation:**

A problem occurred during the IPL of the system.

**Response:**

The FRU callouts are calculated at the time of the failure. See the error log for the actual replacement strategy.

---

**BC600A06****Explanation:**

A problem occurred during the IPL of the system.

**Response:**

The FRU callouts are calculated at the time of the failure. See the error log for the actual replacement strategy.

---

**BC600A08****Explanation:**

A problem occurred during the IPL of the system.

**Response:**

The FRU callouts are calculated at the time of the failure. See the error log for the actual replacement strategy.

---

**BC600A09****Explanation:**

A problem occurred during the IPL of the system.

**Response:**

The FRU callouts are calculated at the time of the failure. See the error log for the actual replacement strategy.

---

**BC600A0A****Explanation:**

A problem occurred during the IPL of the system.

**Response:**

The FRU callouts are calculated at the time of the failure. See the error log for the actual replacement strategy.

---

**BC600A0B****Explanation:**

A problem occurred during the IPL of the system.

**Response:**

The FRU callouts are calculated at the time of the failure. See the error log for the actual replacement strategy.

---

**BC600A0C****Explanation:**

A problem occurred during the IPL of the system.

**Response:**

The FRU callouts are calculated at the time of the failure. See the error log for the actual replacement strategy.

---

**BC600A0D****Explanation:**

A problem occurred during the IPL of the system.

**Response:**

The FRU callouts are calculated at the time of the failure. See the error log for the actual replacement strategy.

---

**BC600A0E****Explanation:**

A problem occurred during the IPL of the system.

**Response:**

The FRU callouts are calculated at the time of the failure. See the error log for the actual replacement strategy.

---

**BC600A0F****Explanation:**

FSI and MVPD do not agree.

**Response:**

The FRU callouts are calculated at the time of the failure. See the error log for the actual replacement strategy.

---

**BC600A10****Explanation:**

FSI and CVPD do not agree.

**Response:**

The FRU callouts are calculated at the time of the failure. See the error log for the actual replacement strategy.

---

**BC600A11****Explanation:**

A problem occurred during the IPL of the system.

**Response:**

The FRU callouts are calculated at the time of the failure. See the error log for the actual replacement strategy.

---

**BC600A12****Explanation:**

A problem occurred during the IPL of the system.

**Response:**

The FRU callouts are calculated at the time of the failure. See the error log for the actual replacement strategy.

---

**BC600B01****Explanation:**

During processor/memory subsystem initialization, an error was encountered.

**Response:**

The FRU callouts are calculated at the time of the failure. Examine the error log for the actual replacement strategy.

---

**BC600B02****Explanation:**

A problem occurred during the IPL of the system. The eyecatch value observed in memory does not match the expected value and therefore the contents of the attribute sections are unable to be parsed.

**Response:**

The FRU callouts are calculated at the time of the failure. See the error log for the actual replacement strategy.

---

**BC600B03****Explanation:**

Kernel failed to block memory.

**Response:**

The FRU callouts are calculated at the time of the failure. See the error log for the actual replacement strategy.

---

**BC600B04****Explanation:**

Kernel failed to set permissions on virtual memory block.

**Response:**

The FRU callouts are calculated at the time of the failure. See the error log for the actual replacement strategy.

---

**BC600B05****Explanation:**

Unexpected boot firmware error occurred.

**Response:**

The FRU callouts are calculated at the time of the failure. See the error log for the actual replacement strategy.

---

**BC600B06****Explanation:**

FW error, unexpected Attribute section type.

**Response:**

The FRU callouts are calculated at the time of the failure. See the error log for the actual replacement strategy.

---

**BC600B07****Explanation:**

A problem occurred during the IPL of the system: Attributes were not fully synchronized between the host firmware and service processor.

**Response:**

The FRU callouts are calculated at the time of the failure. See the error log for the actual replacement strategy.

---

**BC600B08****Explanation:**

During processor/memory subsystem initialization, an error was encountered: The attribute synchronization code on the service processor side was unable to fulfill the sync to HostBoot request.

**Response:**

The FRU callouts are calculated at the time of the failure. See the error log for the actual replacement strategy.

---

**BC600B09****Explanation:**

During processor/memory subsystem initialization, an error was encountered: The attribute synchronization from the service processor failed.

**Response:**

The FRU callouts are calculated at the time of the failure. See the error log for the actual replacement strategy.

---

**BC600B0A****Explanation:**

During processor/memory subsystem initialization, an error was encountered.

**Response:**

The FRU callouts are calculated at the time of the failure. Examine the error log for the actual replacement strategy.

---

**BC600B0B****Explanation:**

During processor/memory subsystem initialization, an error was encountered.

**Response:**

The FRU callouts are calculated at the time of the failure. Examine the error log for the actual replacement strategy.

---

**BC600B0C****Explanation:**

During processor/memory subsystem initialization, an error was encountered: Targeting target's type not supported by runtime code.

**Response:**

The FRU callouts are calculated at the time of the failure. See the error log for the actual replacement strategy.

---

**BC600B0D****Explanation:**

Invalid configuration data in firmware Processor NOR flash.

**Response:**

The FRU callouts are calculated at the time of the failure. See the error log for the actual replacement strategy.

---

**BC600B0E****Explanation:**

Invalid configuration data in firmware Processor NOR flash.

**Response:**

The FRU callouts are calculated at the time of the failure. See the error log for the actual replacement strategy.

---

**BC600B0F****Explanation:**

During processor/memory subsystem initialization, an error was encountered: Failure applying given attribute override on given target.

**Response:**

The FRU callouts are calculated at the time of the failure. See the error log for the actual replacement strategy.

---

**BC600B10****Explanation:**

During processor/memory subsystem initialization, an error was encountered: Given target does not have given attribute to apply override.

**Response:**

The FRU callouts are calculated at the time of the failure. See the error log for the actual replacement strategy.

---

**BC600B11****Explanation:**

Invalid configuration data in firmware Processor NOR flash.

**Response:**

The FRU callouts are calculated at the time of the failure. See the error log for the actual replacement strategy.

---

**BC600B12****Explanation:**

Invalid configuration data in firmware Processor NOR flash.

**Response:**

The FRU callouts are calculated at the time of the failure. See the error log for the actual replacement strategy.

---

**BC600B13****Explanation:**

Kernel failed to block map memory.

**Response:**

The FRU callouts are calculated at the time of the failure. See the error log for the actual replacement strategy.

---

**BC600B15****Explanation:**

Kernel failed to unblock mapped memory.

**Response:**

The FRU callouts are calculated at the time of the failure. See the error log for the actual replacement strategy.

---

**BC600B16****Explanation:**

Unexpected internal firmware error.

**Response:**

The FRU callouts are calculated at the time of the failure. See the error log for the actual replacement strategy.

---

**BC600B17****Explanation:**

Unexpected internal firmware error.

**Response:**

The FRU callouts are calculated at the time of the failure. See the error log for the actual replacement strategy.

---

**BC600B18****Explanation:**

Internal firmware error preparing for concurrent code update.

**Response:**

The FRU callouts are calculated at the time of the failure. See the error log for the actual replacement strategy.

---

**BC600B19****Explanation:**

Unsupported override configuration data.

**Response:**

The FRU callouts are calculated at the time of the failure. See the error log for the actual replacement strategy.

---

**BC600B1A****Explanation:**

Unexpected boot firmware failure.

**Response:**

The FRU callouts are calculated at the time of the failure. See the error log for the actual replacement strategy.

---

**BC600B1B****Explanation:**

Tolerated boot firmware error occurred.

**Response:**

The FRU callouts are calculated at the time of the failure. See the error log for the actual replacement strategy.

---

**BC600B80****Explanation:**

During processor/memory subsystem initialization, an error was encountered: The caller passed an invalid node target to find the master proc handle.

**Response:**

The FRU callouts are calculated at the time of the failure. See the error log for the actual replacement strategy.

---

**BC600B81****Explanation:**

During processor/memory subsystem initialization, an error was encountered: The caller passed an invalid node target to find the master proc handle.

**Response:**

The FRU callouts are calculated at the time of the failure. See the error log for the actual replacement strategy.

---

**BC600B82****Explanation:**

Internal firmware error applying custom configuration settings.

**Response:**

The FRU callouts are calculated at the time of the failure. See the error log for the actual replacement strategy.

---

**BC600B83****Explanation:**

Firmware error doing code update.

**Response:**

The FRU callouts are calculated at the time of the failure. See the error log for the actual replacement strategy.

---

**BC600B84****Explanation:**

Firmware error doing code update.

**Response:**

The FRU callouts are calculated at the time of the failure. See the error log for the actual replacement strategy.

---

**BC600B85****Explanation:**

Firmware error doing code update.

**Response:**

The FRU callouts are calculated at the time of the failure. See the error log for the actual replacement strategy.

---

**BC600B86****Explanation:**

Firmware error doing code update.

**Response:**

The FRU callouts are calculated at the time of the failure. See the error log for the actual replacement strategy.

---

**BC600B87****Explanation:**

Firmware error doing code update.

**Response:**

The FRU callouts are calculated at the time of the failure. See the error log for the actual replacement strategy.

---

**BC600B88****Explanation:**

Firmware error doing code update.

**Response:**

The FRU callouts are calculated at the time of the failure. See the error log for the actual replacement strategy.

---

**BC600B89****Explanation:**

Attempted to perform an invalid attribute look up.

**Response:**

The FRU callouts are calculated at the time of the failure. See the error log for the actual replacement strategy.

---

**BC600B8A****Explanation:**

A problem occurred during the IPL of the system. Expected resource was not indicated to be present.

**Response:**

The FRU callouts are calculated at the time of the failure. See the error log for the actual replacement strategy.

---

**BC600B8B****Explanation:**

During processor/memory subsystem initialization, an error was encountered: Error: Failed to translate common association address to platform address.

**Response:**

The FRU callouts are calculated at the time of the failure. See the error log for the actual replacement strategy.

---

**BC600B8C****Explanation:**

During processor/memory subsystem initialization, an error was encountered: Error: No free association entry to set.

**Response:**

The FRU callouts are calculated at the time of the failure. See the error log for the actual replacement strategy.

---

**BC600C01****Explanation:**

During processor/memory subsystem initialization, an error was encountered: Attempt to deconfigure a target that is not deconfigurable or not present.

**Response:**

The FRU callouts are calculated at the time of the failure. See the error log for the actual replacement strategy.

---

**BC600C03****Explanation:**

During processor/memory subsystem initialization, an error was encountered: Invalid target encountered in processing of HW callout.

**Response:**

The FRU callouts are calculated at the time of the failure. See the error log for the actual replacement strategy.

---

**BC600C04****Explanation:**

During processor/memory subsystem initialization, an error was encountered: Insufficient hardware to continue.

**Response:**

The FRU callouts are calculated at the time of the failure. See the error log for the actual replacement strategy.

---

**BC600C05****Explanation:**

A problem occurred during the IPL of the system: No functional processor cores were found on the master processor.

**Response:**

The FRU callouts are calculated at the time of the failure. See the error log for the actual replacement strategy.

---

**BC600C06****Explanation:**

A problem occurred during the IPL of the system: Found no functional dimm cards.

**Response:**

The FRU callouts are calculated at the time of the failure. See the error log for the actual replacement strategy.

---

**BC600C07****Explanation:**

A problem occurred during the IPL of the system: No functional master processor was found on this node.

**Response:**

The FRU callouts are calculated at the time of the failure. See the error log for the actual replacement strategy.

---

**BC600C08****Explanation:**

A problem occurred during the IPL of the system: No functional nodes were found on the system.

**Response:**

The FRU callouts are calculated at the time of the failure. See the error log for the actual replacement strategy.

---

**BC600C09****Explanation:**

A problem occurred during the IPL of the system: Found no functional dimm cards.

**Response:**

The FRU callouts are calculated at the time of the failure. See the error log for the actual replacement strategy.

---

**BC600C0A****Explanation:**

A previously discovered hardware issue is being ignored to allow the system to boot.

**Response:**

The FRU callouts are calculated at the time of the failure. See the error log for the actual replacement strategy.

---

**BC600C0B****Explanation:**

A problem occurred during the IPL of the system: A critical resource was found to be deconfigured.

**Response:**

The FRU callouts are calculated at the time of the failure. See the error log for the actual replacement strategy.

---

**BC600C0C****Explanation:**

A problem occurred during the IPL of the system: Found no functional dimm cards.

**Response:**

The FRU callouts are calculated at the time of the failure. See the error log for the actual replacement strategy.

---

**BC600C0E****Explanation:**

Insufficient hardware to continue IPL.

**Response:**

The FRU callouts are calculated at the time of the failure. See the error log for the actual replacement strategy.

---

**BC600C0F****Explanation:**

Incompatible Processor Chip Levels.

**Response:**

The FRU callouts are calculated at the time of the failure. See the error log for the actual replacement strategy.

---

**BC600C10****Explanation:**

Incompatible Processor Chip Levels.

**Response:**

The FRU callouts are calculated at the time of the failure. See the error log for the actual replacement strategy.

---

**BC600C11****Explanation:**

Host firmware encountered an internal error.

**Response:**

The FRU callouts are calculated at the time of the failure. See the error log for the actual replacement strategy.

---

**BC600C12**



**Explanation:**

Host firmware encountered an internal error.

**Response:**

The FRU callouts are calculated at the time of the failure. See the error log for the actual replacement strategy.

---

**BC600C13****Explanation:**

Host Firmware encountered an internal error.

**Response:**

The FRU callouts are calculated at the time of the failure. See the error log for the actual replacement strategy.

---

**BC600C14****Explanation:**

A problem occurred during the IPL of the system:  
Found too many obus links.

**Response:**

The FRU callouts are calculated at the time of the failure. See the error log for the actual replacement strategy.

---

**BC600C15****Explanation:**

A problem occurred during the IPL of the system: No memory found.

**Response:**

The FRU callouts are calculated at the time of the failure. See the error log for the actual replacement strategy.

---

**BC600C16****Explanation:**

A problem occurred during IPL of the system: Internal Firmware Error.

**Response:**

The FRU callouts are calculated at the time of the failure. See the error log for the actual replacement strategy.

---

**BC600C19****Explanation:**

A problem occurred during IPL of the system: Internal Firmware Error.

**Response:**

The FRU callouts are calculated at the time of the failure. See the error log for the actual replacement strategy.

---

**BC600C1A****Explanation:**

An issue occurred during IPL of the system: Internal Firmware Error.

**Response:**

The FRU callouts are calculated at the time of the failure. See the error log for the actual replacement strategy.

---

**BC600C1B****Explanation:**

Incompatible Processor Chip Levels.

**Response:**

The FRU callouts are calculated at the time of the failure. See the error log for the actual replacement strategy.

---

**BC600C1C****Explanation:**

Incompatible Processor Chip Levels.

**Response:**

The FRU callouts are calculated at the time of the failure. See the error log for the actual replacement strategy.

---

**BC600C1D****Explanation:**

Incompatible Processor Chip Levels.

**Response:**

The FRU callouts are calculated at the time of the failure. See the error log for the actual replacement strategy.

---

**BC600C81****Explanation:**

A problem occurred during the IPL of the system. Attempt to create a deconfiguration record for a target that is not deconfigurable or not present.

**Response:**

The FRU callouts are calculated at the time of the failure. See the error log for the actual replacement strategy.

---

**BC600C82****Explanation:**

A problem occurred during the IPL of the system. Attempt to create a deconfiguration record for a target, but the deconfiguration repository is full.

**Response:**

The FRU callouts are calculated at the time of the failure. See the error log for the actual replacement strategy.

---

**BC600C83****Explanation:**

Invalid chipid from hardware (all FFs).

**Response:**

The FRU callouts are calculated at the time of the failure. See the error log for the actual replacement strategy.

---

**BC600C84****Explanation:**

Invalid Lx keyword.

**Response:**

The FRU callouts are calculated at the time of the failure. See the error log for the actual replacement strategy.

---

**BC600C85****Explanation:**

Bad MCA target.

**Response:**

The FRU callouts are calculated at the time of the failure. See the error log for the actual replacement strategy.

---

**BC600C86****Explanation:**

During processor/memory subsystem initialization, an error was encountered: Post de-configuration of target failed.

**Response:**

The FRU callouts are calculated at the time of the failure. See the error log for the actual replacement strategy.

---

**BC600C87****Explanation:**

During processor/memory subsystem initialization, an error was encountered: Post de-configuration of target failed.

**Response:**

The FRU callouts are calculated at the time of the failure. See the error log for the actual replacement strategy.

---

**BC600C88****Explanation:**

Insufficient DIMM resources.

**Response:**

The FRU callouts are calculated at the time of the failure. See the error log for the actual replacement strategy.

---

**BC600D01****Explanation:**

A problem occurred during the IPL of the system: Error returned from SCOM engine after write.

**Response:**

The FRU callouts are calculated at the time of the failure. See the error log for the actual replacement strategy.

---

**BC600D02****Explanation:**

A problem occurred during the IPL of the system: Error returned from SCOM engine after read.

**Response:**

The FRU callouts are calculated at the time of the failure. See the error log for the actual replacement strategy.

---

**BC600D03****Explanation:**

During processor/memory subsystem initialization, an error was encountered: Multi-SCOM read did not return correct SCOMs.

**Response:**

The FRU callouts are calculated at the time of the failure. See the error log for the actual replacement strategy.

---

**BC600D04****Explanation:**

A problem occurred during the IPL of the system: Invalid address on a SCOM operation.

**Response:**

The FRU callouts are calculated at the time of the failure. See the error log for the actual replacement strategy.

---

**BC600D05****Explanation:**

A problem occurred during the IPL of the system: Unsupported SCOM operation type.

**Response:**

The FRU callouts are calculated at the time of the failure. See the error log for the actual replacement strategy.

---

**BC600D06****Explanation:**

During processor/memory subsystem initialization, an error was encountered: Hypervisor firmware request interface not linked.

**Response:**

The FRU callouts are calculated at the time of the failure. See the error log for the actual replacement strategy.

---

**BC600D07****Explanation:**

During processor/memory subsystem initialization, an error was encountered: Unable to allocate firmware request messages.

**Response:**

The FRU callouts are calculated at the time of the failure. See the error log for the actual replacement strategy.

---

**BC600E01**

**Explanation:**

During processor/memory subsystem initialization, an error was encountered: Invalid operation type.

**Response:**

The FRU callouts are calculated at the time of the failure. See the error log for the actual replacement strategy.

---

**BC600E02**

**Explanation:**

A problem was detected during the IPL of the system: Device type not supported.

**Response:**

The FRU callouts are calculated at the time of the failure. See the error log for the actual replacement strategy.

---

**BC600E03**

**Explanation:**

During processor/memory subsystem initialization, an error was encountered: EEPROM attribute was not found.

**Response:**

The FRU callouts are calculated at the time of the failure. See the error log for the actual replacement strategy.

---

**BC600E04**

**Explanation:**

During processor/memory subsystem initialization, an error was encountered: Invalid EEPROM chip to access.

**Response:**

The FRU callouts are calculated at the time of the failure. See the error log for the actual replacement strategy.

---

**BC600E05**

**Explanation:**

During processor/memory subsystem initialization, an error was encountered: I2C master entity path doesn't exist.

**Response:**

The FRU callouts are calculated at the time of the failure. See the error log for the actual replacement strategy.

---

**BC600E06**

**Explanation:**

During processor/memory subsystem initialization, an error was encountered: I2C master path target is null.

**Response:**

The FRU callouts are calculated at the time of the failure. See the error log for the actual replacement strategy.

---

**BC600E07**

**Explanation:**

During processor/memory subsystem initialization, an error was encountered: Invalid address offset size.

**Response:**

The FRU callouts are calculated at the time of the failure. See the error log for the actual replacement strategy.

---

**BC600E08**

**Explanation:**

A problem occurred during the IPL of the system: I2C buffer offset is too large.

**Response:**

The FRU callouts are calculated at the time of the failure. See the error log for the actual replacement strategy.

---

**BC600E09**

**Explanation:**

During processor/memory subsystem initialization, an error was encountered: I2C write page size is zero.

**Response:**

The FRU callouts are calculated at the time of the failure. See the error log for the actual replacement strategy.

---

**BC600E0A**

**Explanation:**

During processor/memory subsystem initialization, an error was encountered: cacheEeprom mm\_remove\_pages FLUSH failed.

**Response:**

The FRU callouts are calculated at the time of the failure. See the error log for the actual replacement strategy.

---

**BC600E0B**

**Explanation:**

During processor/memory subsystem initialization, an error was encountered: cacheEeprom mm\_remove\_pages FLUSH failed.

**Response:**

The FRU callouts are calculated at the time of the failure. See the error log for the actual replacement strategy.

---

**BC600E0C****Explanation:**

During processor/memory subsystem initialization, an error was encountered: buildEepromRecordHeader invalid mux target.

**Response:**

The FRU callouts are calculated at the time of the failure. See the error log for the actual replacement strategy.

---

**BC600E0D****Explanation:**

Soft error in Firmware.

**Response:**

The FRU callouts are calculated at the time of the failure. See the error log for the actual replacement strategy.

---

**BC600E0E****Explanation:**

Firmware detected new part and is restarting.

**Response:**

The FRU callouts are calculated at the time of the failure. See the error log for the actual replacement strategy.

---

**BC600F01****Explanation:**

During processor/memory subsystem initialization, an error was encountered: Interrupt type already registered.

**Response:**

The FRU callouts are calculated at the time of the failure. See the error log for the actual replacement strategy.

---

**BC600F02****Explanation:**

During processor/memory subsystem initialization, an error was encountered: Interrupt resource provider not initialized yet.

**Response:**

The FRU callouts are calculated at the time of the failure. See the error log for the actual replacement strategy.

---

**BC600F03****Explanation:**

During processor/memory subsystem initialization, an error was encountered: Interrupt resource provider not initialized yet.

**Response:**

The FRU callouts are calculated at the time of the failure. See the error log for the actual replacement strategy.

---

**BC600F04****Explanation:**

During processor/memory subsystem initialization, an error was encountered.

**Response:**

The FRU callouts are calculated at the time of the failure. Examine the error log for the actual replacement strategy.

---

**BC600F05****Explanation:**

During processor/memory subsystem initialization, an error was encountered.

**Response:**

The FRU callouts are calculated at the time of the failure. Examine the error log for the actual replacement strategy.

---

**BC600F07****Explanation:**

During processor/memory subsystem initialization, an error was encountered: Error mapping in memory.

**Response:**

The FRU callouts are calculated at the time of the failure. See the error log for the actual replacement strategy.

---

**BC600F08****Explanation:**

During processor/memory subsystem initialization, an error was encountered: Unexpected RC from issuing PSIH B EOI store.

**Response:**

The FRU callouts are calculated at the time of the failure. See the error log for the actual replacement strategy.

---

**BC600F09****Explanation:**

During processor/memory subsystem initialization, an error was encountered: Error unmasking interrupt source.

**Response:**

The FRU callouts are calculated at the time of the failure. See the error log for the actual replacement strategy.

---

**BC600F0C****Explanation:**

During processor/memory subsystem initialization, an error was encountered: Error encountered sending coalesce message to INTRP.

**Response:**

The FRU callouts are calculated at the time of the failure. See the error log for the actual replacement strategy.

---

**BC600F0D**

**Explanation:**

During processor/memory subsystem initialization, an error was encountered: Error encountered routing IPC message.

**Response:**

The FRU callouts are calculated at the time of the failure. See the error log for the actual replacement strategy.

---

**BC600F0E**

**Explanation:**

Error handling processor interrupts.

**Response:**

The FRU callouts are calculated at the time of the failure. See the error log for the actual replacement strategy.

---

**BC601001**

**Explanation:**

Service Processor Firmware couldn't detect any functional master processor required to boot the host.

**Response:**

The FRU callouts are calculated at the time of the failure. See the error log for the actual replacement strategy.

---

**BC601002**

**Explanation:**

During processor/memory subsystem initialization, an error was encountered: MDMT could not find a functional node.

**Response:**

The FRU callouts are calculated at the time of the failure. See the error log for the actual replacement strategy.

---

**BC601003**

**Explanation:**

Host failed to boot because there was a problem configuring Time Of Day on the Host processors.

**Response:**

The FRU callouts are calculated at the time of the failure. See the error log for the actual replacement strategy.

---

**BC601004**

**Explanation:**

During processor/memory subsystem initialization, an error was encountered.

**Response:**

The FRU callouts are calculated at the time of the failure. Examine the error log for the actual replacement strategy.

---

**BC601005**

**Explanation:**

Service Processor Firmware encountered an internal error.

**Response:**

The FRU callouts are calculated at the time of the failure. See the error log for the actual replacement strategy.

---

**BC601006**

**Explanation:**

During processor/memory subsystem initialization, an error was encountered: Error: Unsupported bus port was detected for the specified bus type. Possible Causes: Invalid bus configuration in targeting, or getBusPort method has not been updated to support all the possible port for a bus on a given system type. Resolution:Development team should be contacted.

**Response:**

The FRU callouts are calculated at the time of the failure. See the error log for the actual replacement strategy.

---

**BC601007**

**Explanation:**

Host failed to boot because there was a problem configuring Time Of Day on the Host processors.

**Response:**

The FRU callouts are calculated at the time of the failure. See the error log for the actual replacement strategy.

---

**BC601008**

**Explanation:**

Host failed to boot because there was a problem configuring Time Of Day on the Host processors.

**Response:**

The FRU callouts are calculated at the time of the failure. See the error log for the actual replacement strategy.

---

**BC601009**

**Explanation:**

Service Processor Firmware encountered an internal error.

**Response:**

The FRU callouts are calculated at the time of the failure. See the error log for the actual replacement strategy.

---

**BC60100A****Explanation:**

During processor/memory subsystem initialization, an error was encountered.

**Response:**

The FRU callouts are calculated at the time of the failure. Examine the error log for the actual replacement strategy.

---

**BC60100B****Explanation:**

During processor/memory subsystem initialization, an error was encountered.

**Response:**

The FRU callouts are calculated at the time of the failure. Examine the error log for the actual replacement strategy.

---

**BC60100C****Explanation:**

An internal error occurred. This will force the Time of Day function to run with complete redundancy.

**Response:**

The FRU callouts are calculated at the time of the failure. See the error log for the actual replacement strategy.

---

**BC60100D****Explanation:**

Host failed to boot because there was a problem configuring Time Of Day on the Host processors.

**Response:**

The FRU callouts are calculated at the time of the failure. See the error log for the actual replacement strategy.

---

**BC60100E****Explanation:**

During processor/memory subsystem initialization, an error was encountered.

**Response:**

The FRU callouts are calculated at the time of the failure. Examine the error log for the actual replacement strategy.

---

**BC60100F****Explanation:**

During processor/memory subsystem initialization, an error was encountered.

**Response:**

The FRU callouts are calculated at the time of the failure. Examine the error log for the actual replacement strategy.

---

**BC601011****Explanation:**

Service Processor Firmware encountered an internal error.

**Response:**

The FRU callouts are calculated at the time of the failure. See the error log for the actual replacement strategy.

---

**BC601012****Explanation:**

Service Processor Firmware encountered an internal error.

**Response:**

The FRU callouts are calculated at the time of the failure. See the error log for the actual replacement strategy.

---

**BC601013****Explanation:**

Host failed to boot because there was a problem configuring Time Of Day on the Host processors.

**Response:**

The FRU callouts are calculated at the time of the failure. See the error log for the actual replacement strategy.

---

**BC601014****Explanation:**

Service Processor Firmware encountered an internal error.

**Response:**

The FRU callouts are calculated at the time of the failure. See the error log for the actual replacement strategy.

---

**BC601015****Explanation:**

There was a problem in configuring Time Of Day on the Host processor.

**Response:**

The FRU callouts are calculated at the time of the failure. See the error log for the actual replacement strategy.

---

**BC601017****Explanation:**

Service Processor Firmware encountered an internal error.

**Response:**

The FRU callouts are calculated at the time of the failure. See the error log for the actual replacement strategy.

---

**BC601019****Explanation:**

Service Processor Firmware encountered an internal error.

**Response:**

The FRU callouts are calculated at the time of the failure. See the error log for the actual replacement strategy.

---

**BC60101A****Explanation:**

An internal error occurred. This will force the Time of Day function to run with complete redundancy.

**Response:**

The FRU callouts are calculated at the time of the failure. See the error log for the actual replacement strategy.

---

**BC601101****Explanation:**

A problem occurred during the IPL of the system.

**Response:**

The FRU callouts are calculated at the time of the failure. See the error log for the actual replacement strategy.

---

**BC601102****Explanation:**

During processor/memory subsystem initialization, an error was encountered: Message from service processor. Message type is not within a valid range. Message dropped.

**Response:**

The FRU callouts are calculated at the time of the failure. See the error log for the actual replacement strategy.

---

**BC601104****Explanation:**

A problem occurred during the IPL of the system.

**Response:**

The FRU callouts are calculated at the time of the failure. See the error log for the actual replacement strategy.

---

**BC601105****Explanation:**

During processor/memory subsystem initialization, an error was encountered: Message from service processor. An invalid message queue ID or message type was sent to the service processor.

**Response:**

The FRU callouts are calculated at the time of the failure. See the error log for the actual replacement strategy.

---

**BC601107****Explanation:**

During processor/memory subsystem initialization, an error was encountered: Message queue already registered with mailbox using a different queue.

**Response:**

The FRU callouts are calculated at the time of the failure. See the error log for the actual replacement strategy.

---

**BC601109****Explanation:**

During processor/memory subsystem initialization, an error was encountered: Retry failed. Bad status indicated in PIB status reg.

**Response:**

The FRU callouts are calculated at the time of the failure. See the error log for the actual replacement strategy.

---

**BC60110A****Explanation:**

During processor/memory subsystem initialization, an error was encountered: Mailbox Data Write attempted before ACK.

**Response:**

The FRU callouts are calculated at the time of the failure. See the error log for the actual replacement strategy.

---

**BC60110B****Explanation:**

During processor/memory subsystem initialization, an error was encountered: Mailbox Hardware detected parity error.

**Response:**

The FRU callouts are calculated at the time of the failure. See the error log for the actual replacement strategy.

---

**BC60110C****Explanation:**

During processor/memory subsystem initialization, an error was encountered: Invalid message type sent to mailbox msgQ.

**Response:**

The FRU callouts are calculated at the time of the failure. See the error log for the actual replacement strategy.

---

**BC60110D**

**Explanation:**

During processor/memory subsystem initialization, an error was encountered: Host boot mailbox service is not available at this time.

**Response:**

The FRU callouts are calculated at the time of the failure. See the error log for the actual replacement strategy.

---

**BC60110E****Explanation:**

During processor/memory subsystem initialization, an error was encountered: Failed to allocate a DMA buffer. Message dropped.

**Response:**

The FRU callouts are calculated at the time of the failure. See the error log for the actual replacement strategy.

---

**BC60110F****Explanation:**

During processor/memory subsystem initialization, an error was encountered: Could not register mailbox message queue.

**Response:**

The FRU callouts are calculated at the time of the failure. See the error log for the actual replacement strategy.

---

**BC601110****Explanation:**

During processor/memory subsystem initialization, an error was encountered: Mailbox is disabled, message dropped.

**Response:**

The FRU callouts are calculated at the time of the failure. See the error log for the actual replacement strategy.

---

**BC601111****Explanation:**

During processor/memory subsystem initialization, an error was encountered: An invalid node was specified.

**Response:**

The FRU callouts are calculated at the time of the failure. See the error log for the actual replacement strategy.

---

**BC601112****Explanation:**

During processor/memory subsystem initialization, an error was encountered: Invalid msg or msg queue.

**Response:**

The FRU callouts are calculated at the time of the failure. See the error log for the actual replacement strategy.

---

**BC601113****Explanation:**

During processor/memory subsystem initialization, an error was encountered: IPC Message data corrupted.

**Response:**

The FRU callouts are calculated at the time of the failure. See the error log for the actual replacement strategy.

---

**BC601202****Explanation:**

During processor/memory subsystem initialization, an error was encountered: Invalid address and size returned from HDAT.

**Response:**

The FRU callouts are calculated at the time of the failure. See the error log for the actual replacement strategy.

---

**BC601204****Explanation:**

During processor/memory subsystem initialization, an error was encountered: Cannot unmap the source table section.

**Response:**

The FRU callouts are calculated at the time of the failure. See the error log for the actual replacement strategy.

---

**BC601205****Explanation:**

During processor/memory subsystem initialization, an error was encountered: Cannot unmap the source table section.

**Response:**

The FRU callouts are calculated at the time of the failure. See the error log for the actual replacement strategy.

---

**BC601207****Explanation:**

During processor/memory subsystem initialization, an error was encountered: MDRT table is not big enough to hold all entries.

**Response:**

The FRU callouts are calculated at the time of the failure. See the error log for the actual replacement strategy.

---

**BC601209****Explanation:**



During processor/memory subsystem initialization, an error was encountered: MDDT table is not big enough to hold all src entries.

**Response:**

The FRU callouts are calculated at the time of the failure. See the error log for the actual replacement strategy.

---

**BC60120A**

**Explanation:**

During processor/memory subsystem initialization, an error was encountered: MDDT table is not big enough to hold all src entries.

**Response:**

The FRU callouts are calculated at the time of the failure. See the error log for the actual replacement strategy.

---

**BC60120B**

**Explanation:**

During processor/memory subsystem initialization, an error was encountered: MDST table entry with page aligned is greater than 32GB.

**Response:**

The FRU callouts are calculated at the time of the failure. See the error log for the actual replacement strategy.

---

**BC60120C**

**Explanation:**

During processor/memory subsystem initialization, an error was encountered: MDDT table entry with page aligned is greater than 32GB.

**Response:**

The FRU callouts are calculated at the time of the failure. See the error log for the actual replacement strategy.

---

**BC601301**

**Explanation:**

During processor/memory subsystem initialization, an error was encountered: Unexpected data from LPC-UART interface.

**Response:**

The FRU callouts are calculated at the time of the failure. See the error log for the actual replacement strategy.

---

**BC601302**

**Explanation:**

During processor/memory subsystem initialization, an error was encountered: Timeout from LPC-UART interface.

**Response:**

The FRU callouts are calculated at the time of the failure. See the error log for the actual replacement strategy.

---

**BC601401**

**Explanation:**

During processor/memory subsystem initialization, an error was encountered: A maint command HW timed out.

**Response:**

The FRU callouts are calculated at the time of the failure. See the error log for the actual replacement strategy.

---

**BC601402**

**Explanation:**

During processor/memory subsystem initialization, an error was encountered: A maint command SW timed out.

**Response:**

The FRU callouts are calculated at the time of the failure. See the error log for the actual replacement strategy.

---

**BC601403**

**Explanation:**

Task handling mainstore init crashed.

**Response:**

The FRU callouts are calculated at the time of the failure. See the error log for the actual replacement strategy.

---

**BC601602**

**Explanation:**

A problem occurred during the IPL of the system.

**Response:**

The FRU callouts are calculated at the time of the failure. See the error log for the actual replacement strategy.

---

**BC601603**

**Explanation:**

During processor/memory subsystem initialization, an error was encountered: End of file reached.

**Response:**

The FRU callouts are calculated at the time of the failure. See the error log for the actual replacement strategy.

---

**BC601604**

**Explanation:**

During processor/memory subsystem initialization, an error was encountered: Unable to load LID via host interface.

**Response:**

The FRU callouts are calculated at the time of the failure. See the error log for the actual replacement strategy.

---

**BC601605****Explanation:**

During processor/memory subsystem initialization, an error was encountered: DMA message contains data for wrong LID.

**Response:**

The FRU callouts are calculated at the time of the failure. See the error log for the actual replacement strategy.

---

**BC601606****Explanation:**

During processor/memory subsystem initialization, an error was encountered: Insufficient space provided for LID by calling function.

**Response:**

The FRU callouts are calculated at the time of the failure. See the error log for the actual replacement strategy.

---

**BC601607****Explanation:**

During processor/memory subsystem initialization, an error was encountered: Invalid Message type received from service processor when transferring LID pages.

**Response:**

The FRU callouts are calculated at the time of the failure. See the error log for the actual replacement strategy.

---

**BC601608****Explanation:**

During processor/memory subsystem initialization, an error was encountered: Insufficient space provided for LID by calling function.

**Response:**

The FRU callouts are calculated at the time of the failure. See the error log for the actual replacement strategy.

---

**BC601609****Explanation:**

During processor/memory subsystem initialization, an error was encountered: Unable to unload LID via host interface.

**Response:**

The FRU callouts are calculated at the time of the failure. See the error log for the actual replacement strategy.

---

**BC60160A****Explanation:**

During processor/memory subsystem initialization, an error was encountered: Unable to find Lid.

**Response:**

The FRU callouts are calculated at the time of the failure. See the error log for the actual replacement strategy.

---

**BC60160B****Explanation:**

Firmware error during boot.

**Response:**

The FRU callouts are calculated at the time of the failure. See the error log for the actual replacement strategy.

---

**BC60160C****Explanation:**

A problem occurred during the IPL of the system.

**Response:**

The FRU callouts are calculated at the time of the failure. See the error log for the actual replacement strategy.

---

**BC60160D****Explanation:**

A problem occurred during the IPL of the system.

**Response:**

The FRU callouts are calculated at the time of the failure. See the error log for the actual replacement strategy.

---

**BC60160E****Explanation:**

A problem occurred during the IPL of the system.

**Response:**

The FRU callouts are calculated at the time of the failure. See the error log for the actual replacement strategy.

---

**BC60160F****Explanation:**

A problem occurred during the IPL of the system.

**Response:**

The FRU callouts are calculated at the time of the failure. See the error log for the actual replacement strategy.

---

**BC601610****Explanation:**

A problem occurred during the IPL of the system.

**Response:**

The FRU callouts are calculated at the time of the failure. See the error log for the actual replacement strategy.

---

**BC601611****Explanation:**

A problem occurred during the IPL of the system.

**Response:**

The FRU callouts are calculated at the time of the failure. See the error log for the actual replacement strategy.

---

**BC601612****Explanation:**

A problem occurred during the IPL of the system.

**Response:**

The FRU callouts are calculated at the time of the failure. See the error log for the actual replacement strategy.

---

**BC601613****Explanation:**

A problem occurred during the IPL of the system.

**Response:**

The FRU callouts are calculated at the time of the failure. See the error log for the actual replacement strategy.

---

**BC601615****Explanation:**

A problem occurred during the IPL of the system.

**Response:**

The FRU callouts are calculated at the time of the failure. See the error log for the actual replacement strategy.

---

**BC601616****Explanation:**

Firmware Error.

**Response:**

The FRU callouts are calculated at the time of the failure. See the error log for the actual replacement strategy.

---

**BC601617****Explanation:**

Firmware Error.

**Response:**

The FRU callouts are calculated at the time of the failure. See the error log for the actual replacement strategy.

---

**BC601618****Explanation:**

Firmware Error.

**Response:**

The FRU callouts are calculated at the time of the failure. See the error log for the actual replacement strategy.

---

**BC60161A****Explanation:**

Firmware Error.

**Response:**

The FRU callouts are calculated at the time of the failure. See the error log for the actual replacement strategy.

---

**BC60161B****Explanation:**

Firmware Error.

**Response:**

The FRU callouts are calculated at the time of the failure. See the error log for the actual replacement strategy.

---

**BC60161C****Explanation:**

Firmware encountered an internal error.

**Response:**

The FRU callouts are calculated at the time of the failure. See the error log for the actual replacement strategy.

---

**BC60161D****Explanation:**

Firmware load error.

**Response:**

The FRU callouts are calculated at the time of the failure. See the error log for the actual replacement strategy.

---

**BC601700****Explanation:**

During processor/memory subsystem initialization, an error was encountered: Request given to load payload into mirrored memory, but no mirrored memory exists at that location.

**Response:**

The FRU callouts are calculated at the time of the failure. See the error log for the actual replacement strategy.

---

**BC601701****Explanation:**

During processor/memory subsystem initialization, an error was encountered: Failure extending memory to after exiting cache contained mode.

**Response:**

The FRU callouts are calculated at the time of the failure. See the error log for the actual replacement strategy.

---

**BC601702****Explanation:**

A problem occurred during the IPL of the system.

**Response:**

The FRU callouts are calculated at the time of the failure. Examine the error log for the actual replacement strategy.

---

**BC601703****Explanation:**

During processor/memory subsystem initialization, an error was encountered: IStep failed, see other log(s) with the same PLID for reason.

**Response:**

The FRU callouts are calculated at the time of the failure. See the error log for the actual replacement strategy.

---

**BC601704****Explanation:**

A problem occurred during the IPL of the system.

**Response:**

The FRU callouts are calculated at the time of the failure. See the error log for the actual replacement strategy.

---

**BC601705****Explanation:**

A problem occurred during the IPL of the system.

**Response:**

The FRU callouts are calculated at the time of the failure. See the error log for the actual replacement strategy.

---

**BC601706****Explanation:**

During processor/memory subsystem initialization, an error was encountered: cpu\_master\_winkle returned an error.

**Response:**

The FRU callouts are calculated at the time of the failure. See the error log for the actual replacement strategy.

---

**BC601707****Explanation:**

A problem occurred during the IPL of the system.

**Response:**

The FRU callouts are calculated at the time of the failure. See the error log for the actual replacement strategy.

---

**BC601708****Explanation:**

A problem occurred during the IPL of the system.

**Response:**

The FRU callouts are calculated at the time of the failure. Examine the error log for the actual replacement strategy.

---

**BC601709****Explanation:**

During processor/memory subsystem initialization, an error was encountered: Call to getParentAffinityTarget requesting the number of EX chips with parent affinity to a core, returned an incorrect vector size, the expected size is 1.

**Response:**

The FRU callouts are calculated at the time of the failure. See the error log for the actual replacement strategy.

---

**BC60170A****Explanation:**

A problem occurred during the IPL of the system.

**Response:**

The FRU callouts are calculated at the time of the failure. See the error log for the actual replacement strategy.

---

**BC60170B****Explanation:**

A problem isolated to firmware or firmware customization occurred during the IPL of the system.

**Response:**

The FRU callouts are calculated at the time of the failure. See the error log for the actual replacement strategy.

---

**BC60170C****Explanation:**

A problem occurred during the IPL of the system.

**Response:**

The FRU callouts are calculated at the time of the failure. See the error log for the actual replacement strategy.

---

**BC60170D****Explanation:**

A problem isolated to firmware or firmware customization occurred during the IPL of the system.

**Response:**

The FRU callouts are calculated at the time of the failure. See the error log for the actual replacement strategy.

---

**BC60170E****Explanation:**

A problem isolated to firmware or firmware customization occurred during the IPL of the system.

**Response:**

The FRU callouts are calculated at the time of the failure. See the error log for the actual replacement strategy.

---

**BC601711****Explanation:**

Platform generated error. See User Data.

**Response:**

The FRU callouts are calculated at the time of the failure. See the error log for the actual replacement strategy.

---

**BC601712****Explanation:**

Platform generated error.

**Response:**

The FRU callouts are calculated at the time of the failure. See the error log for the actual replacement strategy.

---

**BC601713****Explanation:**

Platform generated error. See User Data.

**Response:**

The FRU callouts are calculated at the time of the failure. See the error log for the actual replacement strategy.

---

**BC601714****Explanation:**

A problem occurred during the IPL of the system.

**Response:**

The FRU callouts are calculated at the time of the failure. See the error log for the actual replacement strategy.

---

**BC601715****Explanation:**

A problem occurred during the IPL of the system.

**Response:**

The FRU callouts are calculated at the time of the failure. See the error log for the actual replacement strategy.

---

**BC601716****Explanation:**

A problem occurred during the IPL of the system.

**Response:**

The FRU callouts are calculated at the time of the failure. See the error log for the actual replacement strategy.

---

**BC60171A****Explanation:**

A problem occurred during the IPL of the system.

**Response:**

The FRU callouts are calculated at the time of the failure. See the error log for the actual replacement strategy.

---

**BC60171B****Explanation:**

A problem occurred during the IPL of the system.

**Response:**

The FRU callouts are calculated at the time of the failure. See the error log for the actual replacement strategy.

---

**BC60171C****Explanation:**

A problem occurred during the IPL of the system.

**Response:**

The FRU callouts are calculated at the time of the failure. See the error log for the actual replacement strategy.

---

**BC60171D****Explanation:**

Platform security problem detected.

**Response:**

The FRU callouts are calculated at the time of the failure. See the error log for the actual replacement strategy.

---

**BC60171E****Explanation:**

During processor/memory subsystem initialization, an error was encountered: There is no functional memory.

**Response:**

The FRU callouts are calculated at the time of the failure. See the error log for the actual replacement strategy.

---

**BC60171F****Explanation:**

A problem occurred during the IPL of the system.

**Response:**

The FRU callouts are calculated at the time of the failure. See the error log for the actual replacement strategy.

---

**BC601720****Explanation:**

A problem occurred during the IPL of the system.

**Response:**

The FRU callouts are calculated at the time of the failure. See the error log for the actual replacement strategy.

---

**BC601721**

**Explanation:**

Platform security problem detected.

**Response:**

The FRU callouts are calculated at the time of the failure. See the error log for the actual replacement strategy.

---

**BC601722**

**Explanation:**

Platform security problem detected.

**Response:**

The FRU callouts are calculated at the time of the failure. See the error log for the actual replacement strategy.

---

**BC601723**

**Explanation:**

Platform security problem detected.

**Response:**

The FRU callouts are calculated at the time of the failure. See the error log for the actual replacement strategy.

---

**BC601724**

**Explanation:**

Platform security problem detected.

**Response:**

The FRU callouts are calculated at the time of the failure. See the error log for the actual replacement strategy.

---

**BC601725**

**Explanation:**

Platform security problem detected.

**Response:**

The FRU callouts are calculated at the time of the failure. See the error log for the actual replacement strategy.

---

**BC601726**

**Explanation:**

Platform security problem detected.

**Response:**

The FRU callouts are calculated at the time of the failure. See the error log for the actual replacement strategy.

---

**BC601727**

**Explanation:**

Platform security problem detected.

**Response:**

The FRU callouts are calculated at the time of the failure. See the error log for the actual replacement strategy.

---

**BC601728**

**Explanation:**

Platform security problem detected.

**Response:**

The FRU callouts are calculated at the time of the failure. See the error log for the actual replacement strategy.

---

**BC601729**

**Explanation:**

Host firmware did not find enough hardware to continue the boot.

**Response:**

The FRU callouts are calculated at the time of the failure. See the error log for the actual replacement strategy.

---

**BC601732**

**Explanation:**

Illegal action during boot.

**Response:**

The FRU callouts are calculated at the time of the failure. See the error log for the actual replacement strategy.

---

**BC601735**

**Explanation:**

A problem occurred during the IPL of the system.

**Response:**

The FRU callouts are calculated at the time of the failure. See the error log for the actual replacement strategy.

---

**BC601736**

**Explanation:**

A problem occurred during the IPL of the system.

**Response:**

The FRU callouts are calculated at the time of the failure. See the error log for the actual replacement strategy.

---

**BC601737**

**Explanation:**

A problem occurred during the IPL of the system.

**Response:**

The FRU callouts are calculated at the time of the failure. See the error log for the actual replacement strategy.

---

**BC601738****Explanation:**

Processor Error.

**Response:**

The FRU callouts are calculated at the time of the failure. See the error log for the actual replacement strategy.

---

**BC601739****Explanation:**

A problem occurred during the IPL of the system and the system will reboot.

**Response:**

The FRU callouts are calculated at the time of the failure. See the error log for the actual replacement strategy.

---

**BC60173A****Explanation:**

A problem occurred during the IPL of the system.

**Response:**

The FRU callouts are calculated at the time of the failure. See the error log for the actual replacement strategy.

---

**BC601740****Explanation:**

During processor/memory subsystem initialization, an error was encountered: messages from other nodes have not returned in time.

**Response:**

The FRU callouts are calculated at the time of the failure. See the error log for the actual replacement strategy.

---

**BC601741****Explanation:**

During processor/memory subsystem initialization, an error was encountered: Freq attribute DATA timer thread failed.

**Response:**

The FRU callouts are calculated at the time of the failure. See the error log for the actual replacement strategy.

---

**BC601742****Explanation:**

Incompatible processor modules installed between drawers.

**Response:**

The FRU callouts are calculated at the time of the failure. See the error log for the actual replacement strategy.

---

**BC601743****Explanation:**

Incompatible processor modules installed between drawers.

**Response:**

The FRU callouts are calculated at the time of the failure. See the error log for the actual replacement strategy.

---

**BC601744****Explanation:**

Incompatible processor modules installed between drawers.

**Response:**

The FRU callouts are calculated at the time of the failure. See the error log for the actual replacement strategy.

---

**BC601745****Explanation:**

Incompatible processor modules installed between drawers.

**Response:**

The FRU callouts are calculated at the time of the failure. See the error log for the actual replacement strategy.

---

**BC601746****Explanation:**

Incompatible processor modules installed between drawers.

**Response:**

The FRU callouts are calculated at the time of the failure. See the error log for the actual replacement strategy.

---

**BC601747****Explanation:**

Host firmware did not find valid hardware to continue the boot.

**Response:**

The FRU callouts are calculated at the time of the failure. See the error log for the actual replacement strategy.

---

**BC601748****Explanation:**

Platform security problem detected.

**Response:**

The FRU callouts are calculated at the time of the failure. See the error log for the actual replacement strategy.

---

**BC601749****Explanation:**

Platform security problem detected.

**Response:**

The FRU callouts are calculated at the time of the failure. See the error log for the actual replacement strategy.

---

**BC60174A****Explanation:**

There was an error training the SMP cables.

**Response:**

The FRU callouts are calculated at the time of the failure. See the error log for the actual replacement strategy.

---

**BC60174C****Explanation:**

A problem isolated to firmware or firmware customization occurred during the IPL of the system.

**Response:**

The FRU callouts are calculated at the time of the failure. See the error log for the actual replacement strategy.

---

**BC60174D****Explanation:**

PNOR-IPMI not enabled, BMC firmware needs to be updated.

**Response:**

The FRU callouts are calculated at the time of the failure. See the error log for the actual replacement strategy.

---

**BC60174E****Explanation:**

During processor/memory subsystem initialization, an error was encountered: Kernel returned error when trying to activate core.

**Response:**

The FRU callouts are calculated at the time of the failure. See the error log for the actual replacement strategy.

---

**BC60174F****Explanation:**

Unexpected IPL firmware data load error.

**Response:**

The FRU callouts are calculated at the time of the failure. See the error log for the actual replacement strategy.

---

**BC601750****Explanation:**

Platform security problem detected.

**Response:**

The FRU callouts are calculated at the time of the failure. See the error log for the actual replacement strategy.

---

**BC601752****Explanation:**

Platform security problem detected.

**Response:**

The FRU callouts are calculated at the time of the failure. See the error log for the actual replacement strategy.

---

**BC601803****Explanation:**

Task analyzing HW errors has failed.

**Response:**

The FRU callouts are calculated at the time of the failure. See the error log for the actual replacement strategy.

---

**BC601804****Explanation:**

Task analyzing HW errors has failed.

**Response:**

The FRU callouts are calculated at the time of the failure. See the error log for the actual replacement strategy.

---

**BC601901****Explanation:**

A problem occurred during the IPL of the system.

**Response:**

The FRU callouts are calculated at the time of the failure. See the error log for the actual replacement strategy.

---

**BC601902****Explanation:**

A problem occurred during the IPL of the system.

**Response:**

The FRU callouts are calculated at the time of the failure. See the error log for the actual replacement strategy.

---

**BC601903****Explanation:**

A problem occurred during the IPL of the system.

**Response:**



The FRU callouts are calculated at the time of the failure. See the error log for the actual replacement strategy.

---

**BC601904****Explanation:**

A problem occurred during the IPL of the system.

**Response:**

The FRU callouts are calculated at the time of the failure. See the error log for the actual replacement strategy.

---

**BC60190C****Explanation:**

A problem occurred during the IPL of the system.

**Response:**

The FRU callouts are calculated at the time of the failure. See the error log for the actual replacement strategy.

---

**BC601A01****Explanation:**

During processor/memory subsystem initialization, an error was encountered.

**Response:**

The FRU callouts are calculated at the time of the failure. Examine the error log for the actual replacement strategy.

---

**BC601A02****Explanation:**

During processor/memory subsystem initialization, an error was encountered: HDAT Header data not as expected.

**Response:**

The FRU callouts are calculated at the time of the failure. See the error log for the actual replacement strategy.

---

**BC601A03****Explanation:**

During processor/memory subsystem initialization, an error was encountered: Tuple is unallocated.

**Response:**

The FRU callouts are calculated at the time of the failure. See the error log for the actual replacement strategy.

---

**BC601A04****Explanation:**

During processor/memory subsystem initialization, an error was encountered: Section is not valid in standalone mode.

**Response:**

The FRU callouts are calculated at the time of the failure. See the error log for the actual replacement strategy.

---

**BC601A05****Explanation:**

Kernel failed to map memory.

**Response:**

The FRU callouts are calculated at the time of the failure. See the error log for the actual replacement strategy.

---

**BC601A08****Explanation:**

During processor/memory subsystem initialization, an error was encountered: There is no host data for specified kind of payload.

**Response:**

The FRU callouts are calculated at the time of the failure. See the error log for the actual replacement strategy.

---

**BC601A09****Explanation:**

During processor/memory subsystem initialization, an error was encountered.

**Response:**

The FRU callouts are calculated at the time of the failure. Examine the error log for the actual replacement strategy.

---

**BC601A0A****Explanation:**

During processor/memory subsystem initialization, an error was encountered: NACA data doesn't seem right.

**Response:**

The FRU callouts are calculated at the time of the failure. See the error log for the actual replacement strategy.

---

**BC601A0B****Explanation:**

During processor/memory subsystem initialization, an error was encountered: HDAT data block falls outside valid range.

**Response:**

The FRU callouts are calculated at the time of the failure. See the error log for the actual replacement strategy.

---

**BC601A0C****Explanation:**

During processor/memory subsystem initialization, an error was encountered: Unknown section requested.

**Response:**

The FRU callouts are calculated at the time of the failure. See the error log for the actual replacement strategy.

---

**BC601A0E****Explanation:**

During processor/memory subsystem initialization, an error was encountered.

**Response:**

The FRU callouts are calculated at the time of the failure. Examine the error log for the actual replacement strategy.

---

**BC601A0F****Explanation:**

During processor/memory subsystem initialization, an error was encountered.

**Response:**

The FRU callouts are calculated at the time of the failure. Examine the error log for the actual replacement strategy.

---

**BC601A10****Explanation:**

During processor/memory subsystem initialization, an error was encountered.

**Response:**

The FRU callouts are calculated at the time of the failure. Examine the error log for the actual replacement strategy.

---

**BC601A11****Explanation:**

During processor/memory subsystem initialization, an error was encountered.

**Response:**

The FRU callouts are calculated at the time of the failure. Examine the error log for the actual replacement strategy.

---

**BC601A12****Explanation:**

During processor/memory subsystem initialization, an error was encountered.

**Response:**

The FRU callouts are calculated at the time of the failure. Examine the error log for the actual replacement strategy.

---

**BC601A14****Explanation:**

During processor/memory subsystem initialization, an error was encountered.

**Response:**

The FRU callouts are calculated at the time of the failure. Examine the error log for the actual replacement strategy.

---

**BC601A15****Explanation:**

During processor/memory subsystem initialization, an error was encountered.

**Response:**

The FRU callouts are calculated at the time of the failure. Examine the error log for the actual replacement strategy.

---

**BC601A16****Explanation:**

During processor/memory subsystem initialization, an error was encountered: Could not find a valid SPIRA of any type.

**Response:**

The FRU callouts are calculated at the time of the failure. See the error log for the actual replacement strategy.

---

**BC601A18****Explanation:**

During processor/memory subsystem initialization, an error was encountered.

**Response:**

The FRU callouts are calculated at the time of the failure. Examine the error log for the actual replacement strategy.

---

**BC601A19****Explanation:**

During processor/memory subsystem initialization, an error was encountered: No associated DMI targeting target(s) found for given MEMBUF targeting target.

**Response:**

The FRU callouts are calculated at the time of the failure. See the error log for the actual replacement strategy.

---

**BC601A1A****Explanation:**

During processor/memory subsystem initialization, an error was encountered: The targeting type of the input targeting target is not supported by runtime code.

**Response:**

The FRU callouts are calculated at the time of the failure. See the error log for the actual replacement strategy.

---

**BC601A1B****Explanation:**

During processor/memory subsystem initialization, an error was encountered: No processor targeting target was found for the given targeting target.

**Response:**

The FRU callouts are calculated at the time of the failure. See the error log for the actual replacement strategy.

---

**BC601A1C**

**Explanation:**

Kernel failed to unmap memory.

**Response:**

The FRU callouts are calculated at the time of the failure. See the error log for the actual replacement strategy.

---

**BC601A1D**

**Explanation:**

During processor/memory subsystem initialization, an error was encountered: PM load complex unknown mode.

**Response:**

The FRU callouts are calculated at the time of the failure. See the error log for the actual replacement strategy.

---

**BC601A1E**

**Explanation:**

During processor/memory subsystem initialization, an error was encountered: HCODE scom update runtime interface not linked.

**Response:**

The FRU callouts are calculated at the time of the failure. See the error log for the actual replacement strategy.

---

**BC601A1F**

**Explanation:**

During processor/memory subsystem initialization, an error was encountered: HCODE SCOM update error.

**Response:**

The FRU callouts are calculated at the time of the failure. See the error log for the actual replacement strategy.

---

**BC601A20**

**Explanation:**

Firmware error during boot.

**Response:**

The FRU callouts are calculated at the time of the failure. See the error log for the actual replacement strategy.

---

**BC601A21**

**Explanation:**

Platform security problem detected.

**Response:**

The FRU callouts are calculated at the time of the failure. See the error log for the actual replacement strategy.

---

**BC601A22**

**Explanation:**

Platform security problem detected.

**Response:**

The FRU callouts are calculated at the time of the failure. See the error log for the actual replacement strategy.

---

**BC601A23**

**Explanation:**

Unexpected boot firmware error.

**Response:**

The FRU callouts are calculated at the time of the failure. See the error log for the actual replacement strategy.

---

**BC601A24**

**Explanation:**

Platform security problem detected.

**Response:**

The FRU callouts are calculated at the time of the failure. See the error log for the actual replacement strategy.

---

**BC601A25**

**Explanation:**

Platform security problem detected.

**Response:**

The FRU callouts are calculated at the time of the failure. See the error log for the actual replacement strategy.

---

**BC601A26**

**Explanation:**

Unexpected boot firmware error.

**Response:**

The FRU callouts are calculated at the time of the failure. See the error log for the actual replacement strategy.

---

**BC601A27**

**Explanation:**

During processor/memory subsystem initialization, an error was encountered: Unable to fill in HB data memory.

**Response:**

The FRU callouts are calculated at the time of the failure. See the error log for the actual replacement strategy.

---

**BC601A28****Explanation:**

Internal system error occurred.

**Response:**

The FRU callouts are calculated at the time of the failure. See the error log for the actual replacement strategy.

---

**BC601A29****Explanation:**

Internal system error occurred.

**Response:**

The FRU callouts are calculated at the time of the failure. See the error log for the actual replacement strategy.

---

**BC601A2A****Explanation:**

Platform security problem detected.

**Response:**

The FRU callouts are calculated at the time of the failure. See the error log for the actual replacement strategy.

---

**BC601A2B****Explanation:**

Platform security problem detected.

**Response:**

The FRU callouts are calculated at the time of the failure. See the error log for the actual replacement strategy.

---

**BC601A2C****Explanation:**

Platform security problem detected.

**Response:**

The FRU callouts are calculated at the time of the failure. See the error log for the actual replacement strategy.

---

**BC601A2D****Explanation:**

Platform security problem detected.

**Response:**

The FRU callouts are calculated at the time of the failure. See the error log for the actual replacement strategy.

---

**BC601A2E****Explanation:**

Platform security problem detected.

**Response:**

The FRU callouts are calculated at the time of the failure. See the error log for the actual replacement strategy.

---

**BC601A2F****Explanation:**

Platform security problem detected.

**Response:**

The FRU callouts are calculated at the time of the failure. See the error log for the actual replacement strategy.

---

**BC601A30****Explanation:**

Platform security problem detected.

**Response:**

The FRU callouts are calculated at the time of the failure. See the error log for the actual replacement strategy.

---

**BC601A31****Explanation:**

Platform security problem detected.

**Response:**

The FRU callouts are calculated at the time of the failure. See the error log for the actual replacement strategy.

---

**BC601A32****Explanation:**

During processor/memory subsystem initialization, an error was encountered: Error with Firmware Notify request.

**Response:**

The FRU callouts are calculated at the time of the failure. See the error log for the actual replacement strategy.

---

**BC601A34****Explanation:**

During processor/memory subsystem initialization, an error was encountered: SBE error recovery attempt failed.

**Response:**

The FRU callouts are calculated at the time of the failure. See the error log for the actual replacement strategy.

---

**BC601A35****Explanation:**

During processor/memory subsystem initialization, an error was encountered: SBE error recovery attempt failed.

**Response:**

The FRU callouts are calculated at the time of the failure. See the error log for the actual replacement strategy.

---

**BC601A37****Explanation:**

During processor/memory subsystem initialization, an error was encountered: The Firmware Request call failed.

**Response:**

The FRU callouts are calculated at the time of the failure. See the error log for the actual replacement strategy.

---

**BC601A38****Explanation:**

During processor/memory subsystem initialization, an error was encountered: The Firmware Request call failed.

**Response:**

The FRU callouts are calculated at the time of the failure. See the error log for the actual replacement strategy.

---

**BC601A39****Explanation:**

During processor/memory subsystem initialization, an error was encountered: The Firmware Request call failed.

**Response:**

The FRU callouts are calculated at the time of the failure. See the error log for the actual replacement strategy.

---

**BC601A3A****Explanation:**

Firmware encountered an internal error.

**Response:**

The FRU callouts are calculated at the time of the failure. See the error log for the actual replacement strategy.

---

**BC601A3B****Explanation:**

Firmware encountered an internal error.

**Response:**

The FRU callouts are calculated at the time of the failure. See the error log for the actual replacement strategy.

---

**BC601A3C****Explanation:**

During processor/memory subsystem initialization, an error was encountered: Attribute failed to update on HBRT side.

**Response:**

The FRU callouts are calculated at the time of the failure. See the error log for the actual replacement strategy.

---

**BC601A3D****Explanation:**

Hostboot attempted to reserve memory outside of allowed range.

**Response:**

The FRU callouts are calculated at the time of the failure. See the error log for the actual replacement strategy.

---

**BC601A3E****Explanation:**

During processor/memory subsystem initialization, an error was encountered: messages from other nodes have not returned in time.

**Response:**

The FRU callouts are calculated at the time of the failure. See the error log for the actual replacement strategy.

---

**BC601A3F****Explanation:**

During processor/memory subsystem initialization, an error was encountered: sendSBESystemConfig timer thread failed.

**Response:**

The FRU callouts are calculated at the time of the failure. See the error log for the actual replacement strategy.

---

**BC601A40****Explanation:**

Informational log containing historic data.

**Response:**

The FRU callouts are calculated at the time of the failure. See the error log for the actual replacement strategy.

---

**BC601A42****Explanation:**

Failure in the security subsystem.

**Response:**

The FRU callouts are calculated at the time of the failure. See the error log for the actual replacement strategy.

---

**BC601A43****Explanation:**

Failure in the security subsystem.

**Response:**

The FRU callouts are calculated at the time of the failure. See the error log for the actual replacement strategy.

---

**BC601A44****Explanation:**

Firmware error initializing system data structures during boot.

**Response:**

The FRU callouts are calculated at the time of the failure. See the error log for the actual replacement strategy.

---

**BC601B01****Explanation:**

Boot firmware has crashed with an internal error.

**Response:**

The FRU callouts are calculated at the time of the failure. See the error log for the actual replacement strategy.

---

**BC601B02****Explanation:**

Boot firmware has crashed with an internal error.

**Response:**

The FRU callouts are calculated at the time of the failure. See the error log for the actual replacement strategy.

---

**BC601B03****Explanation:**

Boot firmware has crashed with an internal error.

**Response:**

The FRU callouts are calculated at the time of the failure. See the error log for the actual replacement strategy.

---

**BC601C01****Explanation:**

During processor/memory subsystem initialization, an error was encountered.

**Response:**

The FRU callouts are calculated at the time of the failure. Examine the error log for the actual replacement strategy.

---

**BC601C02****Explanation:**

During processor/memory subsystem initialization, an error was encountered.

**Response:**

The FRU callouts are calculated at the time of the failure. Examine the error log for the actual replacement strategy.

---

**BC601C03****Explanation:**

During processor/memory subsystem initialization, an error was encountered: System configuration does not have a Parent DMI for the current centaur.

**Response:**

The FRU callouts are calculated at the time of the failure. See the error log for the actual replacement strategy.

---

**BC601C05****Explanation:**

During processor/memory subsystem initialization, an error was encountered: SUE Encountered when collecting IBSCOM Error Data.

**Response:**

The FRU callouts are calculated at the time of the failure. See the error log for the actual replacement strategy.

---

**BC601C06****Explanation:**

During processor/memory subsystem initialization, an error was encountered: Bus failure when attempting to perform IBSCOM operation. IBSCOM disabled.

**Response:**

The FRU callouts are calculated at the time of the failure. See the error log for the actual replacement strategy.

---

**BC601C07****Explanation:**

During processor/memory subsystem initialization, an error was encountered.

**Response:**

The FRU callouts are calculated at the time of the failure. Examine the error log for the actual replacement strategy.

---

**BC601C08****Explanation:**

During processor/memory subsystem initialization, an error was encountered: PIB error when attempting to perform IBSCOM operation.

**Response:**

The FRU callouts are calculated at the time of the failure. See the error log for the actual replacement strategy.

---

**BC601C09****Explanation:**

During processor/memory subsystem initialization, an error was encountered: Detected error doesn't match the address we failed on.

**Response:**

The FRU callouts are calculated at the time of the failure. See the error log for the actual replacement strategy.

---

**BC601C0A****Explanation:**

During processor/memory subsystem initialization, an error was encountered: Previous error disabled ibscom, so forcing a retry via FSI.

**Response:**

The FRU callouts are calculated at the time of the failure. See the error log for the actual replacement strategy.

---

**BC601D01****Explanation:**

A problem occurred during the IPL of the system.

**Response:**

The FRU callouts are calculated at the time of the failure. See the error log for the actual replacement strategy.

---

**BC601D03****Explanation:**

During processor/memory subsystem initialization, an error was encountered: The record enumeration did not have a corresponding string value.

**Response:**

The FRU callouts are calculated at the time of the failure. See the error log for the actual replacement strategy.

---

**BC601D04****Explanation:**

A problem occurred during the IPL of the system.

**Response:**

The FRU callouts are calculated at the time of the failure. See the error log for the actual replacement strategy.

---

**BC601D05****Explanation:**

During processor/memory subsystem initialization, an error was encountered: Record name does not match value expected for offset read.

**Response:**

The FRU callouts are calculated at the time of the failure. See the error log for the actual replacement strategy.

---

**BC601D06****Explanation:**

During processor/memory subsystem initialization, an error was encountered: Buffer for checking Presence Detect was not the correct size.

**Response:**

The FRU callouts are calculated at the time of the failure. See the error log for the actual replacement strategy.

---

**BC601D07****Explanation:**

During processor/memory subsystem initialization, an error was encountered: Invalid Basic Memory Type.

**Response:**

The FRU callouts are calculated at the time of the failure. See the error log for the actual replacement strategy.

---

**BC601D09****Explanation:**

A problem occurred during the IPL of the system.

**Response:**

The FRU callouts are calculated at the time of the failure. See the error log for the actual replacement strategy.

---

**BC601D0B****Explanation:**

A problem occurred during the IPL of the system.

**Response:**

The FRU callouts are calculated at the time of the failure. See the error log for the actual replacement strategy.

---

**BC601D0D****Explanation:**

A problem occurred during the IPL of the system.

**Response:**

The FRU callouts are calculated at the time of the failure. See the error log for the actual replacement strategy.

---

**BC601D0E****Explanation:**

A problem occurred during the IPL of the system.

**Response:**

The FRU callouts are calculated at the time of the failure. See the error log for the actual replacement strategy.

---

**BC601D0F****Explanation:**

A problem occurred during the IPL of the system.

**Response:**

The FRU callouts are calculated at the time of the failure. See the error log for the actual replacement strategy.

---

**BC601D10****Explanation:**

A problem occurred during the IPL of the system.

**Response:**

The FRU callouts are calculated at the time of the failure. See the error log for the actual replacement strategy.

---

**BC601D11****Explanation:**

A problem occurred during the IPL of the system.

**Response:**

The FRU callouts are calculated at the time of the failure. See the error log for the actual replacement strategy.

---

**BC601D13****Explanation:**

A problem occurred during the IPL of the system.

**Response:**

The FRU callouts are calculated at the time of the failure. Examine the error log for the actual replacement strategy.

---

**BC601D14****Explanation:**

A problem occurred during the IPL of the system.

**Response:**

The FRU callouts are calculated at the time of the failure. See the error log for the actual replacement strategy.

---

**BC601D15****Explanation:**

A problem occurred during the IPL of the system.

**Response:**

The FRU callouts are calculated at the time of the failure. See the error log for the actual replacement strategy.

---

**BC601D16****Explanation:**

During processor/memory subsystem initialization, an error was encountered: Requested VPD type is invalid or not supported at runtime.

**Response:**

The FRU callouts are calculated at the time of the failure. See the error log for the actual replacement strategy.

---

**BC601D18****Explanation:**

During processor/memory subsystem initialization, an error was encountered.

**Response:**

The FRU callouts are calculated at the time of the failure. Examine the error log for the actual replacement strategy.

---

**BC601D19****Explanation:**

During processor/memory subsystem initialization, an error was encountered.

**Response:**

The FRU callouts are calculated at the time of the failure. Examine the error log for the actual replacement strategy.

---

**BC601D1A****Explanation:**

During processor/memory subsystem initialization, an error was encountered: Hypervisor returned NULL address for VPD.

**Response:**

The FRU callouts are calculated at the time of the failure. See the error log for the actual replacement strategy.

---

**BC601D1B****Explanation:**

During processor/memory subsystem initialization, an error was encountered: Reserved size in memory insufficient for runtime VPD.

**Response:**

The FRU callouts are calculated at the time of the failure. See the error log for the actual replacement strategy.

---

**BC601D1C****Explanation:**

During processor/memory subsystem initialization, an error was encountered.

**Response:**

The FRU callouts are calculated at the time of the failure. Examine the error log for the actual replacement strategy.

---

**BC601D30****Explanation:**

During processor/memory subsystem initialization, an error was encountered: The VHDR was invalid.

**Response:**

The FRU callouts are calculated at the time of the failure. See the error log for the actual replacement strategy.



---

**BC601D31****Explanation:**

During processor/memory subsystem initialization, an error was encountered: Unable to resolve the VPD source (PNOR or SEEPROM).

**Response:**

The FRU callouts are calculated at the time of the failure. See the error log for the actual replacement strategy.

---

**BC601D32****Explanation:**

During processor/memory subsystem initialization, an error was encountered: writePNOR mm\_remove\_pages FLUSH failed.

**Response:**

The FRU callouts are calculated at the time of the failure. See the error log for the actual replacement strategy.

---

**BC601D33****Explanation:**

During processor/memory subsystem initialization, an error was encountered: Unexpected target type.

**Response:**

The FRU callouts are calculated at the time of the failure. See the error log for the actual replacement strategy.

---

**BC601D34****Explanation:**

During processor/memory subsystem initialization, an error was encountered: Unable to resolve the VPD destination (PNOR or SEEPROM).

**Response:**

The FRU callouts are calculated at the time of the failure. See the error log for the actual replacement strategy.

---

**BC601D35****Explanation:**

Fatal firmware boot error.

**Response:**

The FRU callouts are calculated at the time of the failure. See the error log for the actual replacement strategy.

---

**BC601D36****Explanation:**

During processor/memory subsystem initialization, an error was encountered: presenceDetect> Invalid data length (!= 1 bytes).

**Response:**

The FRU callouts are calculated at the time of the failure. See the error log for the actual replacement strategy.

---

**BC601D37****Explanation:**

During processor/memory subsystem initialization, an error was encountered: MBOX send not supported in HBRT.

**Response:**

The FRU callouts are calculated at the time of the failure. See the error log for the actual replacement strategy.

---

**BC601D3B****Explanation:**

During processor/memory subsystem initialization, an error was encountered: Node for VPD is too large.

**Response:**

The FRU callouts are calculated at the time of the failure. See the error log for the actual replacement strategy.

---

**BC601D3C****Explanation:**

Firmware error writing VPD.

**Response:**

The FRU callouts are calculated at the time of the failure. See the error log for the actual replacement strategy.

---

**BC601D3D****Explanation:**

Runtime vital product data update failure.

**Response:**

The FRU callouts are calculated at the time of the failure. See the error log for the actual replacement strategy.

---

**BC601D3E****Explanation:**

Firmware configuration error.

**Response:**

The FRU callouts are calculated at the time of the failure. See the error log for the actual replacement strategy.

---

**BC601D3F****Explanation:**

Firmware error during boot.

**Response:**

The FRU callouts are calculated at the time of the failure. See the error log for the actual replacement strategy.

---

**BC601E01****Explanation:**

During processor/memory subsystem initialization, an error was encountered.

**Response:**

The FRU callouts are calculated at the time of the failure. Examine the error log for the actual replacement strategy.

---

**BC601E02****Explanation:**

During processor/memory subsystem initialization, an error was encountered.

**Response:**

The FRU callouts are calculated at the time of the failure. Examine the error log for the actual replacement strategy.

---

**BC601E03****Explanation:**

A problem occurred during the IPL of the system.

**Response:**

The FRU callouts are calculated at the time of the failure. Examine the error log for the actual replacement strategy.

---

**BC601E05****Explanation:**

A problem occurred during the IPL of the system.

**Response:**

The FRU callouts are calculated at the time of the failure. See the error log for the actual replacement strategy.

---

**BC601E06****Explanation:**

A problem occurred during the IPL of the system.

**Response:**

The FRU callouts are calculated at the time of the failure. Examine the error log for the actual replacement strategy.

---

**BC601E07****Explanation:**

Secure Boot firmware validation failed.

**Response:**

The FRU callouts are calculated at the time of the failure. See the error log for the actual replacement strategy.

---

**BC601E09****Explanation:**

Unexpected internal firmware error.

**Response:**

The FRU callouts are calculated at the time of the failure. See the error log for the actual replacement strategy.

---

**BC601E0B****Explanation:**

Security failure occurred during the IPL of the system.

**Response:**

The FRU callouts are calculated at the time of the failure. See the error log for the actual replacement strategy.

---

**BC601E0C****Explanation:**

Boot firmware integrity issue; Reinstall boot firmware.

**Response:**

The FRU callouts are calculated at the time of the failure. See the error log for the actual replacement strategy.

---

**BC601E0D****Explanation:**

Firmware Error.

**Response:**

The FRU callouts are calculated at the time of the failure. See the error log for the actual replacement strategy.

---

**BC601E0E****Explanation:**

Platform security problem detected.

**Response:**

The FRU callouts are calculated at the time of the failure. See the error log for the actual replacement strategy.

---

**BC601E0F****Explanation:**

Firmware Error.

**Response:**

The FRU callouts are calculated at the time of the failure. See the error log for the actual replacement strategy.

---

**BC601E10****Explanation:**

Firmware Error.

**Response:**

The FRU callouts are calculated at the time of the failure. See the error log for the actual replacement strategy.

---

**BC601E11****Explanation:**

Firmware Error.

**Response:**

The FRU callouts are calculated at the time of the failure. See the error log for the actual replacement strategy.

---

**BC601E12**

**Explanation:**

Firmware Error.

**Response:**

The FRU callouts are calculated at the time of the failure. See the error log for the actual replacement strategy.

---

**BC601E13**

**Explanation:**

Boot firmware integrity issue; Reinstall boot firmware.

**Response:**

The FRU callouts are calculated at the time of the failure. See the error log for the actual replacement strategy.

---

**BC601E14**

**Explanation:**

Secure Boot failure.

**Response:**

The FRU callouts are calculated at the time of the failure. See the error log for the actual replacement strategy.

---

**BC601E15**

**Explanation:**

Planar jumper configuration.

**Response:**

The FRU callouts are calculated at the time of the failure. See the error log for the actual replacement strategy.

---

**BC601E16**

**Explanation:**

A problem occurred during the IPL of the system.

**Response:**

The FRU callouts are calculated at the time of the failure. See the error log for the actual replacement strategy.

---

**BC601E17**

**Explanation:**

Could not allocate any requested SMF memory.

**Response:**

The FRU callouts are calculated at the time of the failure. See the error log for the actual replacement strategy.

---

**BC601E18**

**Explanation:**

SMF secure memory allocation request altered to satisfy memory allocation rules.

**Response:**

The FRU callouts are calculated at the time of the failure. See the error log for the actual replacement strategy.

---

**BC601E20**

**Explanation:**

Secure Boot failure.

**Response:**

The FRU callouts are calculated at the time of the failure. See the error log for the actual replacement strategy.

---

**BC601E21**

**Explanation:**

Secure Boot failure.

**Response:**

The FRU callouts are calculated at the time of the failure. See the error log for the actual replacement strategy.

---

**BC601E22**

**Explanation:**

Secure Boot failure.

**Response:**

The FRU callouts are calculated at the time of the failure. See the error log for the actual replacement strategy.

---

**BC601E23**

**Explanation:**

Secure Boot failure.

**Response:**

The FRU callouts are calculated at the time of the failure. See the error log for the actual replacement strategy.

---

**BC601E24**

**Explanation:**

Secure Boot failure.

**Response:**

The FRU callouts are calculated at the time of the failure. See the error log for the actual replacement strategy.

---

**BC601E25**

**Explanation:**

Secure Boot failure.

**Response:**

The FRU callouts are calculated at the time of the failure. See the error log for the actual replacement strategy.

---

**BC601E26****Explanation:**

Secure Boot failure.

**Response:**

The FRU callouts are calculated at the time of the failure. See the error log for the actual replacement strategy.

---

**BC601E27****Explanation:**

Secure Boot failure.

**Response:**

The FRU callouts are calculated at the time of the failure. See the error log for the actual replacement strategy.

---

**BC601E28****Explanation:**

Secure Boot failure.

**Response:**

The FRU callouts are calculated at the time of the failure. See the error log for the actual replacement strategy.

---

**BC601E29****Explanation:**

Secure Boot failure.

**Response:**

The FRU callouts are calculated at the time of the failure. See the error log for the actual replacement strategy.

---

**BC601E2A****Explanation:**

Secure Boot failure.

**Response:**

The FRU callouts are calculated at the time of the failure. See the error log for the actual replacement strategy.

---

**BC601E2B****Explanation:**

Secure Boot failure.

**Response:**

The FRU callouts are calculated at the time of the failure. See the error log for the actual replacement strategy.

---

**BC601E2D****Explanation:**

During processor/memory subsystem initialization, an error was encountered: Could not fetch primary TPM's Log.

**Response:**

The FRU callouts are calculated at the time of the failure. See the error log for the actual replacement strategy.

---

**BC601E30****Explanation:**

Trusted Boot failure.

**Response:**

The FRU callouts are calculated at the time of the failure. See the error log for the actual replacement strategy.

---

**BC601E31****Explanation:**

Trusted Boot failure.

**Response:**

The FRU callouts are calculated at the time of the failure. See the error log for the actual replacement strategy.

---

**BC601E32****Explanation:**

Trusted Boot failure.

**Response:**

The FRU callouts are calculated at the time of the failure. See the error log for the actual replacement strategy.

---

**BC601E33****Explanation:**

Trusted Boot failure.

**Response:**

The FRU callouts are calculated at the time of the failure. See the error log for the actual replacement strategy.

---

**BC601E34****Explanation:**

Trusted Boot failure.

**Response:**

The FRU callouts are calculated at the time of the failure. See the error log for the actual replacement strategy.

---

**BC601E41****Explanation:**

A problem occurred during the IPL of the system.

**Response:**

The FRU callouts are calculated at the time of the failure. See the error log for the actual replacement strategy.

---

**BC601E42****Explanation:**

A problem occurred during the IPL of the system.

**Response:**

The FRU callouts are calculated at the time of the failure. See the error log for the actual replacement strategy.

---

**BC601E43****Explanation:**

A problem occurred during the IPL of the system.

**Response:**

The FRU callouts are calculated at the time of the failure. See the error log for the actual replacement strategy.

---

**BC601E44****Explanation:**

Physical Presence was Asserted.

**Response:**

The FRU callouts are calculated at the time of the failure. See the error log for the actual replacement strategy.

---

**BC601E45****Explanation:**

Re-IPLing to open a Physical Presence Window.

**Response:**

The FRU callouts are calculated at the time of the failure. See the error log for the actual replacement strategy.

---

**BC601E46****Explanation:**

A problem occurred during the IPL of the system.

**Response:**

The FRU callouts are calculated at the time of the failure. See the error log for the actual replacement strategy.

---

**BC601E47****Explanation:**

Detected Special Key Clear Request.

**Response:**

The FRU callouts are calculated at the time of the failure. See the error log for the actual replacement strategy.

---

**BC601EA0****Explanation:**

During processor/memory subsystem initialization, an error was encountered: Invalid operation type.

**Response:**

The FRU callouts are calculated at the time of the failure. See the error log for the actual replacement strategy.

---

**BC601EA1****Explanation:**

During processor/memory subsystem initialization, an error was encountered: No Trusted Platform Modules (TPM) found in system.

**Response:**

The FRU callouts are calculated at the time of the failure. See the error log for the actual replacement strategy.

---

**BC601EA2****Explanation:**

During processor/memory subsystem initialization, an error was encountered: Command failure reading Trusted Platform Module (TPM) FW version.

**Response:**

The FRU callouts are calculated at the time of the failure. See the error log for the actual replacement strategy.

---

**BC601EA3****Explanation:**

During processor/memory subsystem initialization, an error was encountered: Command failure reading Trusted Platform Module (TPM) FW version.

**Response:**

The FRU callouts are calculated at the time of the failure. See the error log for the actual replacement strategy.

---

**BC601EA4****Explanation:**

During processor/memory subsystem initialization, an error was encountered: Command failure reading Trusted Platform Module (TPM) FW version.

**Response:**

The FRU callouts are calculated at the time of the failure. See the error log for the actual replacement strategy.

---

**BC601EA5****Explanation:**

During processor/memory subsystem initialization, an error was encountered: Command failure reading Trusted Platform Module (TPM) FW version.

**Response:**

The FRU callouts are calculated at the time of the failure. See the error log for the actual replacement strategy.

---

**BC601EA6****Explanation:**

During processor/memory subsystem initialization, an error was encountered: Unsupported command code during marshal.

**Response:**

The FRU callouts are calculated at the time of the failure. See the error log for the actual replacement strategy.

---

**BC601EA7****Explanation:**

During processor/memory subsystem initialization, an error was encountered: Marshaling error detected.

**Response:**

The FRU callouts are calculated at the time of the failure. See the error log for the actual replacement strategy.

---

**BC601EA8****Explanation:**

During processor/memory subsystem initialization, an error was encountered: Unsupported command code during unmarshal.

**Response:**

The FRU callouts are calculated at the time of the failure. See the error log for the actual replacement strategy.

---

**BC601EA9****Explanation:**

During processor/memory subsystem initialization, an error was encountered: Unmarshaling error detected.

**Response:**

The FRU callouts are calculated at the time of the failure. See the error log for the actual replacement strategy.

---

**BC601EAA****Explanation:**

During processor/memory subsystem initialization, an error was encountered: TPM log buffer add failure.

**Response:**

The FRU callouts are calculated at the time of the failure. See the error log for the actual replacement strategy.

---

**BC601F01****Explanation:**

During processor/memory subsystem initialization, an error was encountered: IPC service provider received an unexpected message.

**Response:**

The FRU callouts are calculated at the time of the failure. See the error log for the actual replacement strategy.

---

**BC602101****Explanation:**

During processor/memory subsystem initialization, an error was encountered.

**Response:**

The FRU callouts are calculated at the time of the failure. Examine the error log for the actual replacement strategy.

---

**BC602102****Explanation:**

During processor/memory subsystem initialization, an error was encountered.

**Response:**

The FRU callouts are calculated at the time of the failure. Examine the error log for the actual replacement strategy.

---

**BC602201****Explanation:**

A problem occurred while updating processor boot code.

**Response:**

The FRU callouts are calculated at the time of the failure. See the error log for the actual replacement strategy.

---

**BC602202****Explanation:**

A problem occurred while updating processor boot code.

**Response:**

The FRU callouts are calculated at the time of the failure. See the error log for the actual replacement strategy.

---

**BC602203****Explanation:**

A problem occurred while updating processor boot code.

**Response:**

The FRU callouts are calculated at the time of the failure. See the error log for the actual replacement strategy.

---

**BC602204****Explanation:**

A problem occurred while updating processor boot code.

**Response:**

The FRU callouts are calculated at the time of the failure. See the error log for the actual replacement strategy.

---

**BC602206**

**Explanation:**

A problem occurred while updating processor boot code.

**Response:**

The FRU callouts are calculated at the time of the failure. See the error log for the actual replacement strategy.

---

**BC602207**

**Explanation:**

A problem occurred while updating processor boot code.

**Response:**

The FRU callouts are calculated at the time of the failure. See the error log for the actual replacement strategy.

---

**BC602208**

**Explanation:**

A problem occurred while updating processor boot code.

**Response:**

The FRU callouts are calculated at the time of the failure. See the error log for the actual replacement strategy.

---

**BC60220A**

**Explanation:**

A problem occurred while updating processor boot code.

**Response:**

The FRU callouts are calculated at the time of the failure. See the error log for the actual replacement strategy.

---

**BC60220B**

**Explanation:**

A problem occurred while updating processor boot code.

**Response:**

The FRU callouts are calculated at the time of the failure. See the error log for the actual replacement strategy.

---

**BC60220D**

**Explanation:**

A problem occurred while updating processor boot code.

**Response:**

The FRU callouts are calculated at the time of the failure. See the error log for the actual replacement strategy.

---

**BC60220E**

**Explanation:**

During processor/memory subsystem initialization, an error was encountered: Invalid Boot SEEPROM Side Found.

**Response:**

The FRU callouts are calculated at the time of the failure. See the error log for the actual replacement strategy.

---

**BC60220F**

**Explanation:**

ECC or Data Miscompare Fail Reading Back Self Boot Engine (SBE) Version Information.

**Response:**

The FRU callouts are calculated at the time of the failure. See the error log for the actual replacement strategy.

---

**BC602210**

**Explanation:**

A problem occurred while updating processor boot code.

**Response:**

The FRU callouts are calculated at the time of the failure. See the error log for the actual replacement strategy.

---

**BC602211**

**Explanation:**

A problem occurred while updating processor boot code.

**Response:**

The FRU callouts are calculated at the time of the failure. See the error log for the actual replacement strategy.

---

**BC602212**

**Explanation:**

Successful Update of Self Boot Engine (SBE) SEEPROM SBE Version Information.

**Response:**

The FRU callouts are calculated at the time of the failure. See the error log for the actual replacement strategy.

---

**BC602213**

**Explanation:**

Self Boot Engine (SBE) Version Mismatch with Master Target.

**Response:**

The FRU callouts are calculated at the time of the failure. See the error log for the actual replacement strategy.

---

**BC602214**

**Explanation:**

During processor/memory subsystem initialization, an error was encountered: Error Associated with Updating this Target.

**Response:**

The FRU callouts are calculated at the time of the failure. See the error log for the actual replacement strategy.

---

**BC602215**

**Explanation:**

Self Boot Engine (SBE) Image Version Mismatch with Master Target.

**Response:**

The FRU callouts are calculated at the time of the failure. See the error log for the actual replacement strategy.

---

**BC602216**

**Explanation:**

A problem occurred while updating processor boot code.

**Response:**

The FRU callouts are calculated at the time of the failure. See the error log for the actual replacement strategy.

---

**BC602217**

**Explanation:**

Unsupported system configuration.

**Response:**

The FRU callouts are calculated at the time of the failure. See the error log for the actual replacement strategy.

---

**BC602218**

**Explanation:**

A problem occurred while updating processor boot code.

**Response:**

The FRU callouts are calculated at the time of the failure. See the error log for the actual replacement strategy.

---

**BC602219**

**Explanation:**

A problem occurred while updating processor boot code.

**Response:**

The FRU callouts are calculated at the time of the failure. See the error log for the actual replacement strategy.

---

**BC60221A**

**Explanation:**

A problem occurred while updating processor boot code.

**Response:**

The FRU callouts are calculated at the time of the failure. See the error log for the actual replacement strategy.

---

**BC60221B**

**Explanation:**

SBE is not being updated.

**Response:**

The FRU callouts are calculated at the time of the failure. See the error log for the actual replacement strategy.

---

**BC60221D**

**Explanation:**

Chip level is invalid.

**Response:**

The FRU callouts are calculated at the time of the failure. See the error log for the actual replacement strategy.

---

**BC60221E**

**Explanation:**

A problem occurred while updating processor boot code.

**Response:**

The FRU callouts are calculated at the time of the failure. See the error log for the actual replacement strategy.

---

**BC60221F**

**Explanation:**

A problem occurred while updating processor boot code.

**Response:**

The FRU callouts are calculated at the time of the failure. See the error log for the actual replacement strategy.

---

**BC602300**

**Explanation:**

A problem occurred during the IPL of the system.

**Response:**



The FRU callouts are calculated at the time of the failure. See the error log for the actual replacement strategy.

---

**BC602301****Explanation:**

A problem occurred during the IPL of the system.

**Response:**

The FRU callouts are calculated at the time of the failure. See the error log for the actual replacement strategy.

---

**BC602302****Explanation:**

A problem occurred during the IPL of the system.

**Response:**

The FRU callouts are calculated at the time of the failure. See the error log for the actual replacement strategy.

---

**BC602303****Explanation:**

A problem occurred during the IPL of the system.

**Response:**

The FRU callouts are calculated at the time of the failure. See the error log for the actual replacement strategy.

---

**BC602310****Explanation:**

A problem occurred during the IPL of the system.

**Response:**

The FRU callouts are calculated at the time of the failure. See the error log for the actual replacement strategy.

---

**BC602401****Explanation:**

Firmware error accessing internal bus during IPL.

**Response:**

The FRU callouts are calculated at the time of the failure. See the error log for the actual replacement strategy.

---

**BC602402****Explanation:**

Hardware error accessing internal bus during IPL.

**Response:**

The FRU callouts are calculated at the time of the failure. See the error log for the actual replacement strategy.

---

**BC602403****Explanation:**

Firmware error accessing internal bus during IPL.

**Response:**

The FRU callouts are calculated at the time of the failure. See the error log for the actual replacement strategy.

---

**BC602404****Explanation:**

Error(s) found in OPB Status Register.

**Response:**

The FRU callouts are calculated at the time of the failure. See the error log for the actual replacement strategy.

---

**BC602405****Explanation:**

Unsupported Reset Level requested.

**Response:**

The FRU callouts are calculated at the time of the failure. See the error log for the actual replacement strategy.

---

**BC602406****Explanation:**

Firmware error during boot flash diagnostics.

**Response:**

The FRU callouts are calculated at the time of the failure. See the error log for the actual replacement strategy.

---

**BC602407****Explanation:**

Firmware error during boot flash diagnostics.

**Response:**

The FRU callouts are calculated at the time of the failure. See the error log for the actual replacement strategy.

---

**BC602408****Explanation:**

Firmware error during boot flash diagnostics.

**Response:**

The FRU callouts are calculated at the time of the failure. See the error log for the actual replacement strategy.

---

**BC602409****Explanation:**

Firmware error during boot flash diagnostics.

**Response:**

The FRU callouts are calculated at the time of the failure. See the error log for the actual replacement strategy.

---

**BC60240A****Explanation:**

Error(s) found in LPCHC Status Register.

**Response:**

The FRU callouts are calculated at the time of the failure. See the error log for the actual replacement strategy.

---

**BC602501**

**Explanation:**

Firmware error during system boot.

**Response:**

The FRU callouts are calculated at the time of the failure. See the error log for the actual replacement strategy.

---

**BC602502**

**Explanation:**

Firmware error.

**Response:**

The FRU callouts are calculated at the time of the failure. See the error log for the actual replacement strategy.

---

**BC602503**

**Explanation:**

Firmware error during IPMI event handling.

**Response:**

The FRU callouts are calculated at the time of the failure. See the error log for the actual replacement strategy.

---

**BC602504**

**Explanation:**

During processor/memory subsystem initialization, an error was encountered: Command not valid for this sensor.

**Response:**

The FRU callouts are calculated at the time of the failure. See the error log for the actual replacement strategy.

---

**BC602505**

**Explanation:**

During processor/memory subsystem initialization, an error was encountered: Set sensor reading command failed.

**Response:**

The FRU callouts are calculated at the time of the failure. See the error log for the actual replacement strategy.

---

**BC602506**

**Explanation:**

During processor/memory subsystem initialization, an error was encountered: Set sensor reading command failed.

**Response:**

The FRU callouts are calculated at the time of the failure. See the error log for the actual replacement strategy.

---

**BC602507**

**Explanation:**

During processor/memory subsystem initialization, an error was encountered: Requested sensor is not present.

**Response:**

The FRU callouts are calculated at the time of the failure. See the error log for the actual replacement strategy.

---

**BC602508**

**Explanation:**

During processor/memory subsystem initialization, an error was encountered: Set sensor reading command failed.

**Response:**

The FRU callouts are calculated at the time of the failure. See the error log for the actual replacement strategy.

---

**BC602509**

**Explanation:**

Unexpected IPMI completion code from the BMC.

**Response:**

The FRU callouts are calculated at the time of the failure. See the error log for the actual replacement strategy.

---

**BC60250A**

**Explanation:**

The DCMi command to retrieve the power limit data from the BMC has failed, the user defined power limit cannot be applied.

**Response:**

The FRU callouts are calculated at the time of the failure. See the error log for the actual replacement strategy.

---

**BC60250B**

**Explanation:**

Request to get sensor reading IPMI completion code can be seen in userdata1 field of the log.

**Response:**

The FRU callouts are calculated at the time of the failure. See the error log for the actual replacement strategy.

---

**BC60250C**

**Explanation:**

During processor/memory subsystem initialization, an error was encountered: Request to get sensor type form the bmc failed.

**Response:**

The FRU callouts are calculated at the time of the failure. See the error log for the actual replacement strategy.

---

**BC60250D**

**Explanation:**

Unable to determine sensor information.

**Response:**

The FRU callouts are calculated at the time of the failure. See the error log for the actual replacement strategy.

---

**BC60250E**

**Explanation:**

During processor/memory subsystem initialization, an error was encountered: VPD data is invalid size.

**Response:**

The FRU callouts are calculated at the time of the failure. See the error log for the actual replacement strategy.

---

**BC60250F**

**Explanation:**

The passed in sensor number is not valid.

**Response:**

The FRU callouts are calculated at the time of the failure. See the error log for the actual replacement strategy.

---

**BC602510**

**Explanation:**

Unable to find a valid sensor setting.

**Response:**

The FRU callouts are calculated at the time of the failure. See the error log for the actual replacement strategy.

---

**BC602601**

**Explanation:**

During processor/memory subsystem initialization, an error was encountered: OCC is not valid.

**Response:**

The FRU callouts are calculated at the time of the failure. See the error log for the actual replacement strategy.

---

**BC602602**

**Explanation:**

During processor/memory subsystem initialization, an error was encountered: Throttle numerator calculated doesn't meet min utilization.

**Response:**

The FRU callouts are calculated at the time of the failure. See the error log for the actual replacement strategy.

---

**BC602603**

**Explanation:**

During processor/memory subsystem initialization, an error was encountered: Throttle HW procedure calculated an invalid numerator value.

**Response:**

The FRU callouts are calculated at the time of the failure. See the error log for the actual replacement strategy.

---

**BC602605**

**Explanation:**

During processor/memory subsystem initialization, an error was encountered: OCC not ready for target state.

**Response:**

The FRU callouts are calculated at the time of the failure. See the error log for the actual replacement strategy.

---

**BC602606**

**Explanation:**

During processor/memory subsystem initialization, an error was encountered: Unable to read `FREQ_EXT_BIAS` attributes.

**Response:**

The FRU callouts are calculated at the time of the failure. See the error log for the actual replacement strategy.

---

**BC60260E**

**Explanation:**

During processor/memory subsystem initialization, an error was encountered: Unable to send cmd to OCC exception.

**Response:**

The FRU callouts are calculated at the time of the failure. See the error log for the actual replacement strategy.

---

**BC602616**

**Explanation:**

During processor/memory subsystem initialization, an error was encountered: Homer pointer is nullptr, unable to communicate with the OCCs. Leaving system in safe mode.

**Response:**

The FRU callouts are calculated at the time of the failure. See the error log for the actual replacement strategy.

---

**BC602618**

**Explanation:**

During processor/memory subsystem initialization, an error was encountered: Invalid response length received.

**Response:**

The FRU callouts are calculated at the time of the failure. See the error log for the actual replacement strategy.

---

**BC602619****Explanation:**

During processor/memory subsystem initialization, an error was encountered: OCC response had checksum failure.

**Response:**

The FRU callouts are calculated at the time of the failure. See the error log for the actual replacement strategy.

---

**BC60261B****Explanation:**

During processor/memory subsystem initialization, an error was encountered: Invalid length in OCC response.

**Response:**

The FRU callouts are calculated at the time of the failure. See the error log for the actual replacement strategy.

---

**BC60261C****Explanation:**

During processor/memory subsystem initialization, an error was encountered: Invalid POLL response length.

**Response:**

The FRU callouts are calculated at the time of the failure. See the error log for the actual replacement strategy.

---

**BC60261D****Explanation:**

During processor/memory subsystem initialization, an error was encountered: Bad FRU data received in OCC error log.

**Response:**

The FRU callouts are calculated at the time of the failure. See the error log for the actual replacement strategy.

---

**BC602622****Explanation:**

During processor/memory subsystem initialization, an error was encountered: Invalid role is POLL response.

**Response:**

The FRU callouts are calculated at the time of the failure. See the error log for the actual replacement strategy.

---

**BC602623****Explanation:**

During processor/memory subsystem initialization, an error was encountered: Invalid OCC state requested.

**Response:**

The FRU callouts are calculated at the time of the failure. See the error log for the actual replacement strategy.

---

**BC602624****Explanation:**

During processor/memory subsystem initialization, an error was encountered: OCC comm not established or command is not supported.

**Response:**

The FRU callouts are calculated at the time of the failure. See the error log for the actual replacement strategy.

---

**BC602625****Explanation:**

During processor/memory subsystem initialization, an error was encountered: OCCs were not loaded/started successfully.

**Response:**

The FRU callouts are calculated at the time of the failure. See the error log for the actual replacement strategy.

---

**BC602626****Explanation:**

During processor/memory subsystem initialization, an error was encountered: OCC did not change to requested state.

**Response:**

The FRU callouts are calculated at the time of the failure. See the error log for the actual replacement strategy.

---

**BC602635****Explanation:**

During processor/memory subsystem initialization, an error was encountered: Timeout waiting for OCC response.

**Response:**

The FRU callouts are calculated at the time of the failure. See the error log for the actual replacement strategy.

---

**BC602645****Explanation:**

During processor/memory subsystem initialization, an error was encountered: No OCC target found for proc Target,.

**Response:**

The FRU callouts are calculated at the time of the failure. See the error log for the actual replacement strategy.

---

**BC602655**

**Explanation:**

During processor/memory subsystem initialization, an error was encountered: No OCC master was found.

**Response:**

The FRU callouts are calculated at the time of the failure. See the error log for the actual replacement strategy.

---

**BC602656**

**Explanation:**

During processor/memory subsystem initialization, an error was encountered: OCC reset threshold reached. Leaving OCCs in reset state.

**Response:**

The FRU callouts are calculated at the time of the failure. See the error log for the actual replacement strategy.

---

**BC602663**

**Explanation:**

During processor/memory subsystem initialization, an error was encountered: Invalid OCC error log data.

**Response:**

The FRU callouts are calculated at the time of the failure. See the error log for the actual replacement strategy.

---

**BC60267D**

**Explanation:**

During processor/memory subsystem initialization, an error was encountered: Bad FRU data received in OCC error log.

**Response:**

The FRU callouts are calculated at the time of the failure. See the error log for the actual replacement strategy.

---

**BC60267F**

**Explanation:**

During processor/memory subsystem initialization, an error was encountered: No FRU callouts found for non-info OCC Error.

**Response:**

The FRU callouts are calculated at the time of the failure. See the error log for the actual replacement strategy.

---

**BC602701**

**Explanation:**

During processor/memory subsystem initialization, an error was encountered: Invalid operation type.

**Response:**

The FRU callouts are calculated at the time of the failure. See the error log for the actual replacement strategy.

---

**BC602702**

**Explanation:**

A problem was detected during the IPL of the system: Device type not supported.

**Response:**

The FRU callouts are calculated at the time of the failure. See the error log for the actual replacement strategy.

---

**BC602703**

**Explanation:**

During processor/memory subsystem initialization, an error was encountered: TPM attribute was not found.

**Response:**

The FRU callouts are calculated at the time of the failure. See the error log for the actual replacement strategy.

---

**BC602704**

**Explanation:**

During processor/memory subsystem initialization, an error was encountered: Invalid TPM chip to access.

**Response:**

The FRU callouts are calculated at the time of the failure. See the error log for the actual replacement strategy.

---

**BC602705**

**Explanation:**

During processor/memory subsystem initialization, an error was encountered: I2C master entity path doesn't exist.

**Response:**

The FRU callouts are calculated at the time of the failure. See the error log for the actual replacement strategy.

---

**BC602706**

**Explanation:**

During processor/memory subsystem initialization, an error was encountered: I2C master path target is null.

**Response:**

The FRU callouts are calculated at the time of the failure. See the error log for the actual replacement strategy.

---

---

**BC602707****Explanation:**

During processor/memory subsystem initialization, an error was encountered: Invalid address offset size.

**Response:**

The FRU callouts are calculated at the time of the failure. See the error log for the actual replacement strategy.

---

**BC602708****Explanation:**

A problem occurred during the IPL of the system: TPM buffer is too large.

**Response:**

The FRU callouts are calculated at the time of the failure. See the error log for the actual replacement strategy.

---

**BC602709****Explanation:**

A problem occurred during the IPL of the system: TPM underflow.

**Response:**

The FRU callouts are calculated at the time of the failure. See the error log for the actual replacement strategy.

---

**BC60270A****Explanation:**

A problem occurred during the IPL of the system: TPM timeout.

**Response:**

The FRU callouts are calculated at the time of the failure. See the error log for the actual replacement strategy.

---

**BC60270B****Explanation:**

During processor/memory subsystem initialization, an error was encountered: Invalid operation type.

**Response:**

The FRU callouts are calculated at the time of the failure. See the error log for the actual replacement strategy.

---

**BC60270C****Explanation:**

During processor/memory subsystem initialization, an error was encountered: Invalid address offset size.

**Response:**

The FRU callouts are calculated at the time of the failure. See the error log for the actual replacement strategy.

---

**BC60270D****Explanation:**

A trusted platform module (TPM) that was expected to be present was not detected properly.

**Response:**

The FRU callouts are calculated at the time of the failure. See the error log for the actual replacement strategy.

---

**BC60270E****Explanation:**

Trusted boot problem detected.

**Response:**

The FRU callouts are calculated at the time of the failure. See the error log for the actual replacement strategy.

---

**BC60270F****Explanation:**

Trusted boot problem detected.

**Response:**

The FRU callouts are calculated at the time of the failure. See the error log for the actual replacement strategy.

---

**BC602710****Explanation:**

Unexpected trusted boot related failure.

**Response:**

The FRU callouts are calculated at the time of the failure. See the error log for the actual replacement strategy.

---

**BC602711****Explanation:**

Unexpected trusted boot related failure.

**Response:**

The FRU callouts are calculated at the time of the failure. See the error log for the actual replacement strategy.

---

**BC602801****Explanation:**

Firmware error communicating with boot device.

**Response:**

The FRU callouts are calculated at the time of the failure. See the error log for the actual replacement strategy.

---

**BC602802****Explanation:**

Firmware error communicating with boot device.

**Response:**

The FRU callouts are calculated at the time of the failure. See the error log for the actual replacement strategy.

---

**BC602803****Explanation:**

Firmware error communicating with boot device.

**Response:**

The FRU callouts are calculated at the time of the failure. See the error log for the actual replacement strategy.

---

**BC602804****Explanation:**

Firmware error communicating with boot device.

**Response:**

The FRU callouts are calculated at the time of the failure. See the error log for the actual replacement strategy.

---

**BC602806****Explanation:**

Firmware logic bug detected.

**Response:**

The FRU callouts are calculated at the time of the failure. See the error log for the actual replacement strategy.

---

**BC602810****Explanation:**

During processor/memory subsystem initialization, an error was encountered: Timeout waiting for upstream FIFO to have room to write.

**Response:**

The FRU callouts are calculated at the time of the failure. See the error log for the actual replacement strategy.

---

**BC602811****Explanation:**

During processor/memory subsystem initialization, an error was encountered: EOT not received before downstream buffer full.

**Response:**

The FRU callouts are calculated at the time of the failure. See the error log for the actual replacement strategy.

---

**BC602812****Explanation:**

During processor/memory subsystem initialization, an error was encountered: The distance to the status header is not within the response buffer.

**Response:**

The FRU callouts are calculated at the time of the failure. See the error log for the actual replacement strategy.

---

**BC602813****Explanation:**

During processor/memory subsystem initialization, an error was encountered: Status header does not start with magic number or non-zero primary or secondary status.

**Response:**

The FRU callouts are calculated at the time of the failure. See the error log for the actual replacement strategy.

---

**BC602814****Explanation:**

During processor/memory subsystem initialization, an error was encountered: Timeout waiting for downstream FIFO to have data to receive.

**Response:**

The FRU callouts are calculated at the time of the failure. See the error log for the actual replacement strategy.

---

**BC602815****Explanation:**

Firmware error communicating with boot device.

**Response:**

The FRU callouts are calculated at the time of the failure. See the error log for the actual replacement strategy.

---

**BC602816****Explanation:**

Firmware error communicating with boot device.

**Response:**

The FRU callouts are calculated at the time of the failure. See the error log for the actual replacement strategy.

---

**BC602817****Explanation:**

Firmware error communicating with boot device.

**Response:**

The FRU callouts are calculated at the time of the failure. See the error log for the actual replacement strategy.

---

**BC602818****Explanation:**

Firmware error communicating with boot device.

**Response:**

The FRU callouts are calculated at the time of the failure. See the error log for the actual replacement strategy.

---

**BC602819****Explanation:**

Firmware error communicating with boot device.

**Response:**

The FRU callouts are calculated at the time of the failure. See the error log for the actual replacement strategy.

---

**BC60281A****Explanation:**

During processor/memory subsystem initialization, an error was encountered: If the size of the FFDC package exceeds our allocated buffer size, we log it.

**Response:**

The FRU callouts are calculated at the time of the failure. See the error log for the actual replacement strategy.

---

**BC602831****Explanation:**

Firmware error communicating with boot device.

**Response:**

The FRU callouts are calculated at the time of the failure. See the error log for the actual replacement strategy.

---

**BC602832****Explanation:**

Firmware error communicating with boot device.

**Response:**

The FRU callouts are calculated at the time of the failure. See the error log for the actual replacement strategy.

---

**BC602833****Explanation:**

Firmware error communicating with boot device.

**Response:**

The FRU callouts are calculated at the time of the failure. See the error log for the actual replacement strategy.

---

**BC602834****Explanation:**

Firmware error communicating with boot device.

**Response:**

The FRU callouts are calculated at the time of the failure. See the error log for the actual replacement strategy.

---

**BC602835****Explanation:**

Firmware error communicating with boot device.

**Response:**

The FRU callouts are calculated at the time of the failure. See the error log for the actual replacement strategy.

---

**BC602836****Explanation:**

Firmware error communicating with boot device.

**Response:**

The FRU callouts are calculated at the time of the failure. See the error log for the actual replacement strategy.

---

**BC602837****Explanation:**

Firmware error communicating with boot device.

**Response:**

The FRU callouts are calculated at the time of the failure. See the error log for the actual replacement strategy.

---

**BC602838****Explanation:**

Firmware error communicating with boot device.

**Response:**

The FRU callouts are calculated at the time of the failure. See the error log for the actual replacement strategy.

---

**BC602839****Explanation:**

Firmware error communicating with boot device.

**Response:**

The FRU callouts are calculated at the time of the failure. See the error log for the actual replacement strategy.

---

**BC60283A****Explanation:**

Firmware error communicating with boot device.

**Response:**

The FRU callouts are calculated at the time of the failure. See the error log for the actual replacement strategy.

---

**BC60283B****Explanation:**

Firmware error communicating with boot device.

**Response:**

The FRU callouts are calculated at the time of the failure. See the error log for the actual replacement strategy.



---

**BC60283C****Explanation:**

Firmware error communicating with boot device.

**Response:**

The FRU callouts are calculated at the time of the failure. See the error log for the actual replacement strategy.

---

**BC60283D****Explanation:**

During processor/memory subsystem initialization, an error was encountered: Unable to inform OPAL of SBE failure.

**Response:**

The FRU callouts are calculated at the time of the failure. See the error log for the actual replacement strategy.

---

**BC602850****Explanation:**

A problem occurred during the IPL.

**Response:**

The FRU callouts are calculated at the time of the failure. See the error log for the actual replacement strategy.

---

**BC602851****Explanation:**

A problem occurred during the IPL.

**Response:**

The FRU callouts are calculated at the time of the failure. See the error log for the actual replacement strategy.

---

**BC602852****Explanation:**

During processor/memory subsystem initialization, an error was encountered: SBE booted from unexpected side.

**Response:**

The FRU callouts are calculated at the time of the failure. See the error log for the actual replacement strategy.

---

**BC602853****Explanation:**

Processor Error.

**Response:**

The FRU callouts are calculated at the time of the failure. See the error log for the actual replacement strategy.

---

**BC602854****Explanation:**

Processor Error.

**Response:**

The FRU callouts are calculated at the time of the failure. See the error log for the actual replacement strategy.

---

**BC602856****Explanation:**

During processor/memory subsystem initialization, an error was encountered: This function was called incorrectly or there is a new enum that is not handled yet.

**Response:**

The FRU callouts are calculated at the time of the failure. See the error log for the actual replacement strategy.

---

**BC602857****Explanation:**

FFDC associated with boot device failing to boot.

**Response:**

The FRU callouts are calculated at the time of the failure. See the error log for the actual replacement strategy.

---

**BC602858****Explanation:**

A processor in the system has failed to initialize.

**Response:**

The FRU callouts are calculated at the time of the failure. See the error log for the actual replacement strategy.

---

**BC60285B****Explanation:**

Extra FFDC gathered, marked information event.

**Response:**

The FRU callouts are calculated at the time of the failure. See the error log for the actual replacement strategy.

---

**BC60285C****Explanation:**

Processor Error.

**Response:**

The FRU callouts are calculated at the time of the failure. See the error log for the actual replacement strategy.

---

**BC60285D****Explanation:**

Processor Error.

**Response:**

The FRU callouts are calculated at the time of the failure. See the error log for the actual replacement strategy.

---

**BC60285E****Explanation:**

Processor Error.

**Response:**

The FRU callouts are calculated at the time of the failure. See the error log for the actual replacement strategy.

---

**BC60285F****Explanation:**

During processor/memory subsystem initialization, an error was encountered: Call to PSU Chip Op returned an unexpected message type.

**Response:**

The FRU callouts are calculated at the time of the failure. See the error log for the actual replacement strategy.

---

**BC602861****Explanation:**

During processor/memory subsystem initialization, an error was encountered: Could not register mailbox message queue.

**Response:**

The FRU callouts are calculated at the time of the failure. See the error log for the actual replacement strategy.

---

**BC602862****Explanation:**

Processor Error.

**Response:**

The FRU callouts are calculated at the time of the failure. See the error log for the actual replacement strategy.

---

**BC602BA0****Explanation:**

Failure detected in security subsystem.

**Response:**

The FRU callouts are calculated at the time of the failure. See the error log for the actual replacement strategy.

---

**BC602BA2****Explanation:**

Failure detected in security subsystem.

**Response:**

The FRU callouts are calculated at the time of the failure. See the error log for the actual replacement strategy.

---

**BC602BA3****Explanation:**

Failure detected in security subsystem.

**Response:**

The FRU callouts are calculated at the time of the failure. See the error log for the actual replacement strategy.

---

**BC602BA4****Explanation:**

Failure detected in security subsystem.

**Response:**

The FRU callouts are calculated at the time of the failure. See the error log for the actual replacement strategy.

---

**BC602BA5****Explanation:**

Failure detected in security subsystem.

**Response:**

The FRU callouts are calculated at the time of the failure. See the error log for the actual replacement strategy.

---

**BC602BA6****Explanation:**

Failure detected in security subsystem.

**Response:**

The FRU callouts are calculated at the time of the failure. See the error log for the actual replacement strategy.

---

**BC602BA7****Explanation:**

Failure detected in security subsystem.

**Response:**

The FRU callouts are calculated at the time of the failure. See the error log for the actual replacement strategy.

---

**BC602BA8****Explanation:**

Failure detected in security subsystem.

**Response:**

The FRU callouts are calculated at the time of the failure. See the error log for the actual replacement strategy.

---

**BC602BA9****Explanation:**

During processor/memory subsystem initialization, an error was encountered: Unmarshal error while replaying tpm log.

**Response:**

The FRU callouts are calculated at the time of the failure. See the error log for the actual replacement strategy.

---

**BC602BAA****Explanation:**

TPM log overflow.

**Response:**

The FRU callouts are calculated at the time of the failure. See the error log for the actual replacement strategy.

---

**BC602BAB****Explanation:**

TPM log operation failure.

**Response:**

The FRU callouts are calculated at the time of the failure. See the error log for the actual replacement strategy.

---

**BC602BAC****Explanation:**

TPM log buffer init failure.

**Response:**

The FRU callouts are calculated at the time of the failure. See the error log for the actual replacement strategy.

---

**BC602BAD****Explanation:**

The system is configured for Secure Boot and trusted platform module required mode; a functional boot processor trusted platform module is required to boot the system (or node, if multi-node system), but none are available. Therefore, the system (or node, if multi-node system) will terminate. Trusted platform module required mode may be disabled via the appropriate systems management interface to allow platform boot without the remote trusted attestation capability. Look for other errors which call out the trusted platform module and follow the repair actions for these errors.

**Response:**

The FRU callouts are calculated at the time of the failure. See the error log for the actual replacement strategy.

---

**BC602BAE****Explanation:**

Failure detected in security subsystem.

**Response:**

The FRU callouts are calculated at the time of the failure. See the error log for the actual replacement strategy.

---

**BC602BAF****Explanation:**

Failure detected in security subsystem.

**Response:**

The FRU callouts are calculated at the time of the failure. See the error log for the actual replacement strategy.

---

**BC602BB0****Explanation:**

TPM log invalid format.

**Response:**

The FRU callouts are calculated at the time of the failure. See the error log for the actual replacement strategy.

---

**BC602BB1****Explanation:**

Trusted boot failure.

**Response:**

The FRU callouts are calculated at the time of the failure. See the error log for the actual replacement strategy.

---

**BC602BB2****Explanation:**

Firmware error during system boot.

**Response:**

The FRU callouts are calculated at the time of the failure. See the error log for the actual replacement strategy.

---

**BC602BB3****Explanation:**

Firmware error during system boot.

**Response:**

The FRU callouts are calculated at the time of the failure. See the error log for the actual replacement strategy.

---

**BC602BB4****Explanation:**

Platform security problem detected.

**Response:**

The FRU callouts are calculated at the time of the failure. See the error log for the actual replacement strategy.

---

**BC602BB5****Explanation:**

Failure detected in security subsystem.

**Response:**

The FRU callouts are calculated at the time of the failure. See the error log for the actual replacement strategy.

---

---

**BC602BB7****Explanation:**

Trusted Boot failure.

**Response:**

The FRU callouts are calculated at the time of the failure. See the error log for the actual replacement strategy.

---

**BC602BB8****Explanation:**

Trusted boot failure.

**Response:**

The FRU callouts are calculated at the time of the failure. See the error log for the actual replacement strategy.

---

**BC602BB9****Explanation:**

Trusted boot failure.

**Response:**

The FRU callouts are calculated at the time of the failure. See the error log for the actual replacement strategy.

---

**BC602BBA****Explanation:**

Trusted boot failure.

**Response:**

The FRU callouts are calculated at the time of the failure. See the error log for the actual replacement strategy.

---

**BC602BBB****Explanation:**

Trusted boot failure.

**Response:**

The FRU callouts are calculated at the time of the failure. See the error log for the actual replacement strategy.

---

**BC602BBC****Explanation:**

Trusted boot failure.

**Response:**

The FRU callouts are calculated at the time of the failure. See the error log for the actual replacement strategy.

---

**BC602BBD****Explanation:**

trustedboot failure.

**Response:**

The FRU callouts are calculated at the time of the failure. See the error log for the actual replacement strategy.

---

**BC603325****Explanation:**

During processor/memory subsystem initialization, an error was encountered: Unable to resolve other end of xbus.

**Response:**

The FRU callouts are calculated at the time of the failure. See the error log for the actual replacement strategy.

---

**BC603326****Explanation:**

During processor/memory subsystem initialization, an error was encountered: Unable to resolve other end of xbus.

**Response:**

The FRU callouts are calculated at the time of the failure. See the error log for the actual replacement strategy.

---

**BC603327****Explanation:**

Firmware Error.

**Response:**

The FRU callouts are calculated at the time of the failure. See the error log for the actual replacement strategy.

---

**BC603328****Explanation:**

Firmware Error.

**Response:**

The FRU callouts are calculated at the time of the failure. See the error log for the actual replacement strategy.

---

**BC603329****Explanation:**

Firmware Error.

**Response:**

The FRU callouts are calculated at the time of the failure. See the error log for the actual replacement strategy.

---

**BC60332A****Explanation:**

Firmware Error.

**Response:**

The FRU callouts are calculated at the time of the failure. See the error log for the actual replacement strategy.

---

**BC60332B****Explanation:**

Firmware Error.

**Response:**

The FRU callouts are calculated at the time of the failure. See the error log for the actual replacement strategy.

---

**BC60332C****Explanation:**

Firmware Error.

**Response:**

The FRU callouts are calculated at the time of the failure. See the error log for the actual replacement strategy.

---

**BC60332D****Explanation:**

Firmware Error or unsupported part.

**Response:**

The FRU callouts are calculated at the time of the failure. See the error log for the actual replacement strategy.

---

**BC60332E****Explanation:**

Firmware Error.

**Response:**

The FRU callouts are calculated at the time of the failure. See the error log for the actual replacement strategy.

---

**BC60332F****Explanation:**

Firmware Error.

**Response:**

The FRU callouts are calculated at the time of the failure. See the error log for the actual replacement strategy.

---

**BC603330****Explanation:**

Firmware Error.

**Response:**

The FRU callouts are calculated at the time of the failure. See the error log for the actual replacement strategy.

---

**BC603331****Explanation:**

Firmware Error.

**Response:**

The FRU callouts are calculated at the time of the failure. See the error log for the actual replacement strategy.

---

**BC603332****Explanation:**

Firmware Error.

**Response:**

The FRU callouts are calculated at the time of the failure. See the error log for the actual replacement strategy.

---

**BC603333****Explanation:**

Firmware Error.

**Response:**

The FRU callouts are calculated at the time of the failure. See the error log for the actual replacement strategy.

---

**BC603334****Explanation:**

During processor/memory subsystem initialization, an error was encountered: platGetMBvpdMemoryDataVersion could not find the expected 1 mba from the passed dimm target.

**Response:**

The FRU callouts are calculated at the time of the failure. See the error log for the actual replacement strategy.

---

**BC603335****Explanation:**

During processor/memory subsystem initialization, an error was encountered: platGetMBvpdMemoryDataVersion could not find an mba parent target from the passed in dimm target.

**Response:**

The FRU callouts are calculated at the time of the failure. See the error log for the actual replacement strategy.

---

**BC603336****Explanation:**

During processor/memory subsystem initialization, an error was encountered: platGetMBvpdMemoryDataVersion could not find any child mba's from the passed in target of type TYPE\_MEMBUF.

**Response:**

The FRU callouts are calculated at the time of the failure. See the error log for the actual replacement strategy.

---

**BC603337**

**Explanation:**

During processor/memory subsystem initialization, an error was encountered: platGetMBvpdMemoryDataVersion requires a target of type TYPE\_MBA or TYPE\_MEMBUF.

**Response:**

The FRU callouts are calculated at the time of the failure. See the error log for the actual replacement strategy.

---

**BC603339****Explanation:**

Internal firmware error.

**Response:**

The FRU callouts are calculated at the time of the failure. See the error log for the actual replacement strategy.

---

**BC60333A****Explanation:**

Internal firmware error.

**Response:**

The FRU callouts are calculated at the time of the failure. See the error log for the actual replacement strategy.

---

**BC60333B****Explanation:**

Internal firmware error.

**Response:**

The FRU callouts are calculated at the time of the failure. See the error log for the actual replacement strategy.

---

**BC60333C****Explanation:**

Internal firmware error.

**Response:**

The FRU callouts are calculated at the time of the failure. See the error log for the actual replacement strategy.

---

**BC60333D****Explanation:**

Internal firmware error.

**Response:**

The FRU callouts are calculated at the time of the failure. See the error log for the actual replacement strategy.

---

**BC60333E****Explanation:**

Internal firmware error.

**Response:**

The FRU callouts are calculated at the time of the failure. See the error log for the actual replacement strategy.

---

**BC603340****Explanation:**

Internal firmware error.

**Response:**

The FRU callouts are calculated at the time of the failure. See the error log for the actual replacement strategy.

---

**BC603343****Explanation:**

Internal firmware error.

**Response:**

The FRU callouts are calculated at the time of the failure. See the error log for the actual replacement strategy.

---

**BC603403****Explanation:**

A problem occurred while running processor boot code.

**Response:**

The FRU callouts are calculated at the time of the failure. See the error log for the actual replacement strategy.

---

**BC603404****Explanation:**

A problem occurred while running processor boot code.

**Response:**

The FRU callouts are calculated at the time of the failure. See the error log for the actual replacement strategy.

---

**BC603405****Explanation:**

A problem occurred while running processor boot code.

**Response:**

The FRU callouts are calculated at the time of the failure. See the error log for the actual replacement strategy.

---

**BC603406****Explanation:**

A problem occurred while running processor boot code.

**Response:**

The FRU callouts are calculated at the time of the failure. See the error log for the actual replacement strategy.

---

**BC603407****Explanation:**

A problem occurred while running processor boot code.

**Response:**

The FRU callouts are calculated at the time of the failure. See the error log for the actual replacement strategy.

---

**BC603408****Explanation:**

A problem occurred while running processor boot code.

**Response:**

The FRU callouts are calculated at the time of the failure. See the error log for the actual replacement strategy.

---

**BC603409****Explanation:**

A problem occurred while running processor boot code.

**Response:**

The FRU callouts are calculated at the time of the failure. See the error log for the actual replacement strategy.

---

**BC60340A****Explanation:**

A problem occurred while running processor boot code.

**Response:**

The FRU callouts are calculated at the time of the failure. See the error log for the actual replacement strategy.

---

**BC60340B****Explanation:**

A problem occurred while running processor boot code.

**Response:**

The FRU callouts are calculated at the time of the failure. See the error log for the actual replacement strategy.

---

**BC60340C****Explanation:**

A problem occurred while running processor boot code.

**Response:**

The FRU callouts are calculated at the time of the failure. See the error log for the actual replacement strategy.

---

---

**BC60340F****Explanation:**

Failed to load boot firmware.

**Response:**

The FRU callouts are calculated at the time of the failure. See the error log for the actual replacement strategy.

---

**BC603501****Explanation:**

During processor/memory subsystem initialization, an error was encountered: Invalid operation type.

**Response:**

The FRU callouts are calculated at the time of the failure. See the error log for the actual replacement strategy.

---

**BC603502****Explanation:**

A problem was detected during the IPL of the system: Device type not supported.

**Response:**

The FRU callouts are calculated at the time of the failure. See the error log for the actual replacement strategy.

---

**BC603503****Explanation:**

During processor/memory subsystem initialization, an error was encountered: NVDIMM attribute was not found.

**Response:**

The FRU callouts are calculated at the time of the failure. See the error log for the actual replacement strategy.

---

**BC603505****Explanation:**

During processor/memory subsystem initialization, an error was encountered: I2C master entity path doesn't exist.

**Response:**

The FRU callouts are calculated at the time of the failure. See the error log for the actual replacement strategy.

---

**BC603506****Explanation:**

During processor/memory subsystem initialization, an error was encountered: I2C master path target is null.

**Response:**

The FRU callouts are calculated at the time of the failure. See the error log for the actual replacement strategy.

---

---

**BC603507****Explanation:**

During processor/memory subsystem initialization, an error was encountered: Invalid address offset size.

**Response:**

The FRU callouts are calculated at the time of the failure. See the error log for the actual replacement strategy.

---

**BC603508****Explanation:**

A problem occurred during the IPL of the system: I2C buffer offset is too large.

**Response:**

The FRU callouts are calculated at the time of the failure. See the error log for the actual replacement strategy.

---

**BC603509****Explanation:**

During processor/memory subsystem initialization, an error was encountered: I2C write page size is zero.

**Response:**

The FRU callouts are calculated at the time of the failure. See the error log for the actual replacement strategy.

---

**BC60350A****Explanation:**

During processor/memory subsystem initialization, an error was encountered: NVDIMM register offset out of bound.

**Response:**

The FRU callouts are calculated at the time of the failure. See the error log for the actual replacement strategy.

---

**BC60350D****Explanation:**

NVDIMM timed out.

**Response:**

The FRU callouts are calculated at the time of the failure. See the error log for the actual replacement strategy.

---

**BC60350E****Explanation:**

NVDIMM timed out.

**Response:**

The FRU callouts are calculated at the time of the failure. See the error log for the actual replacement strategy.

---

**BC60350F****Explanation:**

NVDIMM timed out.

**Response:**

The FRU callouts are calculated at the time of the failure. See the error log for the actual replacement strategy.

---

**BC603512****Explanation:**

NVDIMM encountered error setting the energy source policy.

**Response:**

The FRU callouts are calculated at the time of the failure. See the error log for the actual replacement strategy.

---

**BC603516****Explanation:**

Encountered error performing internal operation on NVDIMM.

**Response:**

The FRU callouts are calculated at the time of the failure. See the error log for the actual replacement strategy.

---

**BC603517****Explanation:**

NVDIMM timed out.

**Response:**

The FRU callouts are calculated at the time of the failure. See the error log for the actual replacement strategy.

---

**BC603518****Explanation:**

NVDIMM encountered error arming save trigger.

**Response:**

The FRU callouts are calculated at the time of the failure. See the error log for the actual replacement strategy.

---

**BC603519****Explanation:**

NVDIMM error erasing data image.

**Response:**

The FRU callouts are calculated at the time of the failure. See the error log for the actual replacement strategy.

---

**BC60351A****Explanation:**

NVDIMM failed to restore data.

**Response:**



The FRU callouts are calculated at the time of the failure. See the error log for the actual replacement strategy.

---

**BC60351B****Explanation:**

NVDIMM not ready.

**Response:**

The FRU callouts are calculated at the time of the failure. See the error log for the actual replacement strategy.

---

**BC60351C****Explanation:**

Internal firmware error.

**Response:**

The FRU callouts are calculated at the time of the failure. See the error log for the actual replacement strategy.

---

**BC60351D****Explanation:**

NVDIMM not updated.

**Response:**

The FRU callouts are calculated at the time of the failure. See the error log for the actual replacement strategy.

---

**BC60351E****Explanation:**

NVDIMM not updated.

**Response:**

The FRU callouts are calculated at the time of the failure. See the error log for the actual replacement strategy.

---

**BC60351F****Explanation:**

NVDIMM not updated.

**Response:**

The FRU callouts are calculated at the time of the failure. See the error log for the actual replacement strategy.

---

**BC603520****Explanation:**

NVDIMM not updated.

**Response:**

The FRU callouts are calculated at the time of the failure. See the error log for the actual replacement strategy.

---

**BC603521****Explanation:**

NVDIMM not updated.

**Response:**

The FRU callouts are calculated at the time of the failure. See the error log for the actual replacement strategy.

---

**BC603522****Explanation:**

NVDIMM not updated.

**Response:**

The FRU callouts are calculated at the time of the failure. See the error log for the actual replacement strategy.

---

**BC603523****Explanation:**

NVDIMM not updated.

**Response:**

The FRU callouts are calculated at the time of the failure. See the error log for the actual replacement strategy.

---

**BC603524****Explanation:**

NVDIMM not updated.

**Response:**

The FRU callouts are calculated at the time of the failure. See the error log for the actual replacement strategy.

---

**BC603525****Explanation:**

NVDIMM not updated.

**Response:**

The FRU callouts are calculated at the time of the failure. See the error log for the actual replacement strategy.

---

**BC603526****Explanation:**

NVDIMM not updated.

**Response:**

The FRU callouts are calculated at the time of the failure. See the error log for the actual replacement strategy.

---

**BC603527****Explanation:**

NVDIMM not updated.

**Response:**

The FRU callouts are calculated at the time of the failure. See the error log for the actual replacement strategy.

---

**BC603528****Explanation:**

NVDIMM update started.

**Response:**

The FRU callouts are calculated at the time of the failure. See the error log for the actual replacement strategy.

---

**BC603529**

**Explanation:**

NVDIMM was successfully updated.

**Response:**

The FRU callouts are calculated at the time of the failure. See the error log for the actual replacement strategy.

---

**BC60352A**

**Explanation:**

NVDIMM error generating encryption keys.

**Response:**

The FRU callouts are calculated at the time of the failure. See the error log for the actual replacement strategy.

---

**BC60352B**

**Explanation:**

NVDIMM error erasing data image.

**Response:**

The FRU callouts are calculated at the time of the failure. See the error log for the actual replacement strategy.

---

**BC60352C**

**Explanation:**

NVDIMM error during Catastrophic Save.

**Response:**

The FRU callouts are calculated at the time of the failure. See the error log for the actual replacement strategy.

---

**BC60352D**

**Explanation:**

NVDIMM failed module health status check.

**Response:**

The FRU callouts are calculated at the time of the failure. See the error log for the actual replacement strategy.

---

**BC60352E**

**Explanation:**

NVDIMM failed module health status check.

**Response:**

The FRU callouts are calculated at the time of the failure. See the error log for the actual replacement strategy.

---

**BC60352F**

**Explanation:**

NVDIMM failed module health status check.

**Response:**

The FRU callouts are calculated at the time of the failure. See the error log for the actual replacement strategy.

---

**BC603538**

**Explanation:**

NVDIMM failed module health status check.

**Response:**

The FRU callouts are calculated at the time of the failure. See the error log for the actual replacement strategy.

---

**BC60353E**

**Explanation:**

NVDIMM failed to enable event notificaitons.

**Response:**

The FRU callouts are calculated at the time of the failure. See the error log for the actual replacement strategy.

---

**BC60353F**

**Explanation:**

NVDIMM register error.

**Response:**

The FRU callouts are calculated at the time of the failure. See the error log for the actual replacement strategy.

---

**BC603540**

**Explanation:**

NVDIMM encryption error.

**Response:**

The FRU callouts are calculated at the time of the failure. See the error log for the actual replacement strategy.

---

**BC603541**

**Explanation:**

NVDIMM register error.

**Response:**

The FRU callouts are calculated at the time of the failure. See the error log for the actual replacement strategy.

---

**BC603542**

**Explanation:**

NVDIMM register error.

**Response:**

The FRU callouts are calculated at the time of the failure. See the error log for the actual replacement strategy.

---

---

**BC603543****Explanation:**

NVDIMM encryption error.

**Response:**

The FRU callouts are calculated at the time of the failure. See the error log for the actual replacement strategy.

---

**BC603544****Explanation:**

NVDIMM encryption error.

**Response:**

The FRU callouts are calculated at the time of the failure. See the error log for the actual replacement strategy.

---

**BC603545****Explanation:**

NVDIMM encryption error.

**Response:**

The FRU callouts are calculated at the time of the failure. See the error log for the actual replacement strategy.

---

**BC603546****Explanation:**

NVDIMM encryption error.

**Response:**

The FRU callouts are calculated at the time of the failure. See the error log for the actual replacement strategy.

---

**BC603548****Explanation:**

NVDIMM encryption error.

**Response:**

The FRU callouts are calculated at the time of the failure. See the error log for the actual replacement strategy.

---

**BC603549****Explanation:**

NVDIMM ES health check failed.

**Response:**

The FRU callouts are calculated at the time of the failure. See the error log for the actual replacement strategy.

---

**BC60354A****Explanation:**

NVDIMM ES health check failed.

**Response:**

The FRU callouts are calculated at the time of the failure. See the error log for the actual replacement strategy.

---

**BC60354B****Explanation:**

NVDIMM ES health check failed.

**Response:**

The FRU callouts are calculated at the time of the failure. See the error log for the actual replacement strategy.

---

**BC60354C****Explanation:**

NVDIMM ES health check failed.

**Response:**

The FRU callouts are calculated at the time of the failure. See the error log for the actual replacement strategy.

---

**BC60354D****Explanation:**

NVDIMM NVM health check failed.

**Response:**

The FRU callouts are calculated at the time of the failure. See the error log for the actual replacement strategy.

---

**BC60354E****Explanation:**

NVDIMM logging error.

**Response:**

The FRU callouts are calculated at the time of the failure. See the error log for the actual replacement strategy.

---

**BC60354F****Explanation:**

NVDIMM logging error.

**Response:**

The FRU callouts are calculated at the time of the failure. See the error log for the actual replacement strategy.

---

**BC603550****Explanation:**

NVDIMM incorrect firmware slot.

**Response:**

The FRU callouts are calculated at the time of the failure. See the error log for the actual replacement strategy.

---

**BC603551****Explanation:**

NVDIMM error during nvdimm erase.

**Response:**

The FRU callouts are calculated at the time of the failure. See the error log for the actual replacement strategy.

---

**BC603552****Explanation:**

NVDIMM failed the arm precheck and is unable to arm.

**Response:**

The FRU callouts are calculated at the time of the failure. See the error log for the actual replacement strategy.

---

**BC603553****Explanation:**

NVDIMM failed to ARM.

**Response:**

The FRU callouts are calculated at the time of the failure. See the error log for the actual replacement strategy.

---

**BC603554****Explanation:**

NVDIMM requires an arm retry.

**Response:**

The FRU callouts are calculated at the time of the failure. See the error log for the actual replacement strategy.

---

**BC603555****Explanation:**

NVDIMM not updated.

**Response:**

The FRU callouts are calculated at the time of the failure. See the error log for the actual replacement strategy.

---

**BC603556****Explanation:**

NVDIMM not running latest firmware level.

**Response:**

The FRU callouts are calculated at the time of the failure. See the error log for the actual replacement strategy.

---

**BC603557****Explanation:**

NVDIMM erase error.

**Response:**

The FRU callouts are calculated at the time of the failure. See the error log for the actual replacement strategy.

---

**BC603558****Explanation:**

NVDIMM erase error.

**Response:**

The FRU callouts are calculated at the time of the failure. See the error log for the actual replacement strategy.

---

**BC603601****Explanation:**

A problem occurred during the IPL of the system: Invalid data length for a SCOM operation.

**Response:**

The FRU callouts are calculated at the time of the failure. See the error log for the actual replacement strategy.

---

**BC603602****Explanation:**

A problem occurred during the IPL of the system: Invalid target type for a SCOM operation.

**Response:**

The FRU callouts are calculated at the time of the failure. See the error log for the actual replacement strategy.

---

**BC603603****Explanation:**

A problem occurred during the IPL of the system: Invalid operation type for a SCOM operation.

**Response:**

The FRU callouts are calculated at the time of the failure. See the error log for the actual replacement strategy.

---

**BC603604****Explanation:**

A problem occurred during the IPL of the system: Invalid address for a SCOM operation.

**Response:**

The FRU callouts are calculated at the time of the failure. See the error log for the actual replacement strategy.

---

**BC603701****Explanation:**

Unexpected memory subsystem firmware error.

**Response:**

The FRU callouts are calculated at the time of the failure. See the error log for the actual replacement strategy.

---

**BC603702****Explanation:**

Unexpected memory subsystem firmware error.

**Response:**

The FRU callouts are calculated at the time of the failure. See the error log for the actual replacement strategy.

---

**BC603703****Explanation:**

Unexpected memory subsystem firmware error.

**Response:**

The FRU callouts are calculated at the time of the failure. See the error log for the actual replacement strategy.

---

**BC603704****Explanation:**

Unexpected memory subsystem firmware error.

**Response:**

The FRU callouts are calculated at the time of the failure. See the error log for the actual replacement strategy.

---

**BC603705****Explanation:**

Unexpected memory subsystem firmware error.

**Response:**

The FRU callouts are calculated at the time of the failure. See the error log for the actual replacement strategy.

---

**BC603706****Explanation:**

Unexpected memory subsystem firmware error.

**Response:**

The FRU callouts are calculated at the time of the failure. See the error log for the actual replacement strategy.

---

**BC603707****Explanation:**

Unexpected memory subsystem firmware error.

**Response:**

The FRU callouts are calculated at the time of the failure. See the error log for the actual replacement strategy.

---

**BC603708****Explanation:**

Unexpected memory subsystem firmware error.

**Response:**

The FRU callouts are calculated at the time of the failure. See the error log for the actual replacement strategy.

---

**BC603709****Explanation:**

Unexpected memory subsystem firmware error.

**Response:**

The FRU callouts are calculated at the time of the failure. See the error log for the actual replacement strategy.

---

**BC60370A****Explanation:**

Unexpected memory subsystem firmware error.

**Response:**

The FRU callouts are calculated at the time of the failure. See the error log for the actual replacement strategy.

---

**BC603901****Explanation:**

Error occurred during system boot.

**Response:**

The FRU callouts are calculated at the time of the failure. See the error log for the actual replacement strategy.

---

**BC603902****Explanation:**

Error occurred during system boot.

**Response:**

The FRU callouts are calculated at the time of the failure. See the error log for the actual replacement strategy.

---

**BC604101****Explanation:**

A problem occurred during the IPL of the system: Internal Firmware Error.

**Response:**

The FRU callouts are calculated at the time of the failure. See the error log for the actual replacement strategy.

---

**BC604102****Explanation:**

A problem occurred during the IPL of the system: Internal Firmware Error.

**Response:**

The FRU callouts are calculated at the time of the failure. See the error log for the actual replacement strategy.

---

**BC604103****Explanation:**

Unexpected IPL firmware data format error.

**Response:**

The FRU callouts are calculated at the time of the failure. See the error log for the actual replacement strategy.

---

**BC604104****Explanation:**

Unexpected IPL firmware data format error.

**Response:**

The FRU callouts are calculated at the time of the failure. See the error log for the actual replacement strategy.

---

**BC604105****Explanation:**

Unexpected IPL firmware data format error.

**Response:**

The FRU callouts are calculated at the time of the failure. See the error log for the actual replacement strategy.

---

**BC604106****Explanation:**

Unsupported device found during firmware IPL.

**Response:**

The FRU callouts are calculated at the time of the failure. See the error log for the actual replacement strategy.

---

**BC604107****Explanation:**

Unexpected boot firmware data format error.

**Response:**

The FRU callouts are calculated at the time of the failure. See the error log for the actual replacement strategy.

---

**BC604108****Explanation:**

Unexpected IPL firmware data format error.

**Response:**

The FRU callouts are calculated at the time of the failure. See the error log for the actual replacement strategy.

---

**BC604109****Explanation:**

Unexpected IPL firmware data format error.

**Response:**

The FRU callouts are calculated at the time of the failure. See the error log for the actual replacement strategy.

---

**BC60410A****Explanation:**

PCIE hotplug controller flash update failure.

**Response:**

The FRU callouts are calculated at the time of the failure. See the error log for the actual replacement strategy.

---

**BC60410B****Explanation:**

PCIE hotplug controller flash update failure.

**Response:**

The FRU callouts are calculated at the time of the failure. See the error log for the actual replacement strategy.

---

**BC60410C****Explanation:**

A problem occurred during the IPL of the system: Internal Firmware Error.

**Response:**

The FRU callouts are calculated at the time of the failure. See the error log for the actual replacement strategy.

---

**BC60410D****Explanation:**

Unexpected IPL firmware data format error.

**Response:**

The FRU callouts are calculated at the time of the failure. See the error log for the actual replacement strategy.

---

**BC60430C****Explanation:**

A problem occurred during IPL of the system.

**Response:**

The FRU callouts are calculated at the time of the failure. See the error log for the actual replacement strategy.

---

**BC60430D****Explanation:**

A problem occurred during IPL of the system.

**Response:**

The FRU callouts are calculated at the time of the failure. See the error log for the actual replacement strategy.

---

**BC60430E****Explanation:**

A problem occurred during IPL of the system.

**Response:**

The FRU callouts are calculated at the time of the failure. See the error log for the actual replacement strategy.

---

**BC60430F****Explanation:**

A problem occurred during IPL of the system.

**Response:**

The FRU callouts are calculated at the time of the failure. See the error log for the actual replacement strategy.

---

**BC6043FB**

**Explanation:**

Informational log associated with DIMM updates.

**Response:**

The FRU callouts are calculated at the time of the failure. See the error log for the actual replacement strategy.

---

**BC6043FC**

**Explanation:**

Informational log associated with DIMM updates.

**Response:**

The FRU callouts are calculated at the time of the failure. See the error log for the actual replacement strategy.

---

**BC6043FD**

**Explanation:**

Informational log associated with DIMM updates.

**Response:**

The FRU callouts are calculated at the time of the failure. See the error log for the actual replacement strategy.

---

**BC6043FE**

**Explanation:**

Informational log associated with DIMM updates.

**Response:**

The FRU callouts are calculated at the time of the failure. See the error log for the actual replacement strategy.

---

**BC604601**

**Explanation:**

A problem occurred during the IPL of the system.

**Response:**

The FRU callouts are calculated at the time of the failure. See the error log for the actual replacement strategy.

---

**BC604705**

**Explanation:**

A problem occurred during the IPL of the system.

**Response:**

The FRU callouts are calculated at the time of the failure. See the error log for the actual replacement strategy.

---

**BC604708**

**Explanation:**

A problem occurred during the IPL of the system.

**Response:**

The FRU callouts are calculated at the time of the failure. See the error log for the actual replacement strategy.

---

**BC609001**

**Explanation:**

Firmware encountered an internal error while retrieving target data.

**Response:**

The FRU callouts are calculated at the time of the failure. See the error log for the actual replacement strategy.

---

**BC609002**

**Explanation:**

Firmware encountered an internal error while retrieving target data.

**Response:**

The FRU callouts are calculated at the time of the failure. See the error log for the actual replacement strategy.

---

**BC609003**

**Explanation:**

Firmware encountered an internal error while retrieving attribute data.

**Response:**

The FRU callouts are calculated at the time of the failure. See the error log for the actual replacement strategy.

---

**BC609004**

**Explanation:**

Firmware encountered an internal error while retrieving attribute data.

**Response:**

The FRU callouts are calculated at the time of the failure. See the error log for the actual replacement strategy.

---

**BC609005**

**Explanation:**

Firmware encountered an internal error.

**Response:**

The FRU callouts are calculated at the time of the failure. See the error log for the actual replacement strategy.

---

**BC609006**

**Explanation:**

Firmware encountered an internal error while retrieving target data.

**Response:**

The FRU callouts are calculated at the time of the failure. See the error log for the actual replacement strategy.

---

**BC60900A****Explanation:**

Firmware encountered an internal error.

**Response:**

The FRU callouts are calculated at the time of the failure. See the error log for the actual replacement strategy.

---

**BC60900B****Explanation:**

Firmware encountered an internal error.

**Response:**

The FRU callouts are calculated at the time of the failure. See the error log for the actual replacement strategy.

---

**BC60900D****Explanation:**

Firmware encountered an internal error.

**Response:**

The FRU callouts are calculated at the time of the failure. See the error log for the actual replacement strategy.

---

**BC60900E****Explanation:**

Firmware encountered an internal error.

**Response:**

The FRU callouts are calculated at the time of the failure. See the error log for the actual replacement strategy.

---

**BC60900F****Explanation:**

Firmware encountered an internal error.

**Response:**

The FRU callouts are calculated at the time of the failure. See the error log for the actual replacement strategy.

---

**BC609010****Explanation:**

Firmware encountered an internal error.

**Response:**

The FRU callouts are calculated at the time of the failure. See the error log for the actual replacement strategy.

---

**BC609011****Explanation:**

During processor/memory subsystem initialization, an error was encountered: Failed trying to add another entry to a mainstore area address range array.

**Response:**

The FRU callouts are calculated at the time of the failure. See the error log for the actual replacement strategy.

---

**BC609012****Explanation:**

During processor/memory subsystem initialization, an error was encountered: Attempted to add a RAM FRU for an invalid mainstore area.

**Response:**

The FRU callouts are calculated at the time of the failure. See the error log for the actual replacement strategy.

---

**BC609014****Explanation:**

Firmware encountered an internal error while retrieving target handle.

**Response:**

The FRU callouts are calculated at the time of the failure. See the error log for the actual replacement strategy.

---

**BC609015****Explanation:**

Firmware encountered an internal error.

**Response:**

The FRU callouts are calculated at the time of the failure. See the error log for the actual replacement strategy.

---

**BC609016****Explanation:**

Firmware encountered an internal error.

**Response:**

The FRU callouts are calculated at the time of the failure. See the error log for the actual replacement strategy.

---

**BC609017****Explanation:**

Firmware encountered an internal error.

**Response:**

The FRU callouts are calculated at the time of the failure. See the error log for the actual replacement strategy.

---

**BC609018****Explanation:**

Firmware encountered an internal error.



**Response:**

The FRU callouts are calculated at the time of the failure. See the error log for the actual replacement strategy.

---

**BC609019****Explanation:**

Firmware encountered an internal error.

**Response:**

The FRU callouts are calculated at the time of the failure. See the error log for the actual replacement strategy.

---

**BC60901A****Explanation:**

Firmware encountered an internal error.

**Response:**

The FRU callouts are calculated at the time of the failure. See the error log for the actual replacement strategy.

---

**BC60901B****Explanation:**

Firmware encountered an internal error.

**Response:**

The FRU callouts are calculated at the time of the failure. See the error log for the actual replacement strategy.

---

**BC60901C****Explanation:**

Firmware encountered an internal error.

**Response:**

The FRU callouts are calculated at the time of the failure. See the error log for the actual replacement strategy.

---

**BC60901E****Explanation:**

Firmware encountered an internal error while getting obus brick ID.

**Response:**

The FRU callouts are calculated at the time of the failure. See the error log for the actual replacement strategy.

---

**BC60901F****Explanation:**

Firmware encountered an internal error while getting obus frequency bucket.

**Response:**

The FRU callouts are calculated at the time of the failure. See the error log for the actual replacement strategy.

---

**BC609020****Explanation:**

Firmware encountered an internal error while finding proc model and ec.

**Response:**

The FRU callouts are calculated at the time of the failure. See the error log for the actual replacement strategy.

---

**BC609021****Explanation:**

Firmware encountered an internal error while retrieving obus pll frequency values.

**Response:**

The FRU callouts are calculated at the time of the failure. See the error log for the actual replacement strategy.

---

**BC60E504****Explanation:**

During processor/memory subsystem initialization, an error was encountered: CEC hardware failure detected.

**Response:**

The FRU callouts are calculated at the time of the failure. See the error log for the actual replacement strategy.

---

**BC60E540****Explanation:**

During processor/memory subsystem initialization, an error was encountered: CEC hardware failure detected. Cause is most likely hardware, but there are other callouts including Software or Next Level Support.

**Response:**

The FRU callouts are calculated at the time of the failure. See the error log for the actual replacement strategy.

---

**BC60E550****Explanation:**

During processor/memory subsystem initialization, an error was encountered: CEC hardware failure detected. Cause is most likely Software, but there are also Hardware callouts.

**Response:**

The FRU callouts are calculated at the time of the failure. See the error log for the actual replacement strategy.

---

**BC60E560****Explanation:**

During processor/memory subsystem initialization, an error was encountered: CEC hardware failure detected. Cause is most likely Software.

---

**Response:**

The FRU callouts are calculated at the time of the failure. See the error log for the actual replacement strategy.

**BC60E570****Explanation:**

During processor/memory subsystem initialization, an error was encountered: An errorlog containing extra FFDC collected by the HWP.

**Response:**

The FRU callouts are calculated at the time of the failure. See the error log for the actual replacement strategy.

**BC60E580****Explanation:**

Chip diagnosis did not find any chip with an attention.

**Response:**

The FRU callouts are calculated at the time of the failure. See the error log for the actual replacement strategy.

## (BC7x) Reference codes

---

A BC7x reference code indicates that an event or exception occurred in boot firmware. To resolve any BC7x reference code, determine if the SRC requires a service action or if it is for tracking purposes only.

Diagnostics analyze an event when it occurs to determine if the event requires service or if the event will only be recorded for tracking purposes and future reference. The determination is based on machine type, model, installed features, configuration, topology and activations at the time of the event.

If you do not find the SRC in a serviceable event view then it is a tracking event only and does not require service.

- Tracking events appear as "informational" or "Misc." or "temp" in the IBM i product activity log and the Advanced System Manage Interface (ASMI).
- Serviceable event views are:
  - AIX® Diagnostics Results Log
  - IBM i problem log
  - IBM i service action log (SAL)
  - Management console service focal point
  - Linux® Diagnostic Messages Log
  - System control panel
  - ASMI listed under serviceable events

**BC700102****Explanation:**

During processor/memory subsystem initialization, an error was encountered.

**Response:**

The FRU callouts are calculated at the time of the failure. Examine the error log for the actual replacement strategy.

**BC60E582****Explanation:**

During processor/memory subsystem initialization, an error was encountered: Invalid configuration in CS FIR Data handling.

**Response:**

The FRU callouts are calculated at the time of the failure. See the error log for the actual replacement strategy.

**BC60E583****Explanation:**

During processor/memory subsystem initialization, an error was encountered: NULL system target.

**Response:**

The FRU callouts are calculated at the time of the failure. See the error log for the actual replacement strategy.

**BC700103****Explanation:**

During processor/memory subsystem initialization, an error was encountered.

**Response:**

The FRU callouts are calculated at the time of the failure. Examine the error log for the actual replacement strategy.

---

**BC700104****Explanation:**

During processor/memory subsystem initialization, an error was encountered.

**Response:**

The FRU callouts are calculated at the time of the failure. Examine the error log for the actual replacement strategy.

---

**BC700105****Explanation:**

During processor/memory subsystem initialization, an error was encountered.

**Response:**

The FRU callouts are calculated at the time of the failure. Examine the error log for the actual replacement strategy.

---

**BC700107****Explanation:**

During processor/memory subsystem initialization, an error was encountered.

**Response:**

The FRU callouts are calculated at the time of the failure. Examine the error log for the actual replacement strategy.

---

**BC700202****Explanation:**

During processor/memory subsystem initialization, an error was encountered: A device driver operation was attempted for which no driver has been registered.

**Response:**

The FRU callouts are calculated at the time of the failure. See the error log for the actual replacement strategy.

---

**BC700203****Explanation:**

During processor/memory subsystem initialization, an error was encountered: A device driver operation on a NULL target.

**Response:**

The FRU callouts are calculated at the time of the failure. See the error log for the actual replacement strategy.

---

**BC700204****Explanation:**

During processor/memory subsystem initialization, an error was encountered: A double registration was attempted with the routing framework.

**Response:**

The FRU callouts are calculated at the time of the failure. See the error log for the actual replacement strategy.

---

**BC700301****Explanation:**

During processor/memory subsystem initialization, an error was encountered: The provided address is over 32 bits long which makes it invalid.

**Response:**

The FRU callouts are calculated at the time of the failure. See the error log for the actual replacement strategy.

---

**BC700302****Explanation:**

During processor/memory subsystem initialization, an error was encountered.

**Response:**

The FRU callouts are calculated at the time of the failure. Examine the error log for the actual replacement strategy.

---

**BC700303****Explanation:**

During processor/memory subsystem initialization, an error was encountered.

**Response:**

The FRU callouts are calculated at the time of the failure. Examine the error log for the actual replacement strategy.

---

**BC700305****Explanation:**

During processor/memory subsystem initialization, an error was encountered: Indirect SCOM Read error.

**Response:**

The FRU callouts are calculated at the time of the failure. See the error log for the actual replacement strategy.

---

**BC700306****Explanation:**

During processor/memory subsystem initialization, an error was encountered: Indirect SCOM complete bit did not come on.

**Response:**

The FRU callouts are calculated at the time of the failure. See the error log for the actual replacement strategy.

---

**BC700307****Explanation:**

During processor/memory subsystem initialization, an error was encountered: Indirect SCOM Write failed for this address.

**Response:**

The FRU callouts are calculated at the time of the failure. See the error log for the actual replacement strategy.

---

**BC700308**

**Explanation:**

During processor/memory subsystem initialization, an error was encountered: Indirect SCOM complete bit did not come on.

**Response:**

The FRU callouts are calculated at the time of the failure. See the error log for the actual replacement strategy.

---

**BC700309**

**Explanation:**

During processor/memory subsystem initialization, an error was encountered: Scom Translate not supported for this type.

**Response:**

The FRU callouts are calculated at the time of the failure. See the error log for the actual replacement strategy.

---

**BC70030A**

**Explanation:**

During processor/memory subsystem initialization, an error was encountered: Scom Translation did not modify the address.

**Response:**

The FRU callouts are calculated at the time of the failure. See the error log for the actual replacement strategy.

---

**BC70030C**

**Explanation:**

Firmware error during system IPL.

**Response:**

The FRU callouts are calculated at the time of the failure. See the error log for the actual replacement strategy.

---

**BC70030D**

**Explanation:**

Firmware error during system IPL.

**Response:**

The FRU callouts are calculated at the time of the failure. See the error log for the actual replacement strategy.

---

**BC70030E**

**Explanation:**

A problem occurred during the IPL of the system.

**Response:**

The FRU callouts are calculated at the time of the failure. See the error log for the actual replacement strategy.

---

**BC70030F**

**Explanation:**

During processor/memory subsystem initialization, an error was encountered: Bits 0:11 in user supplied data is not zero.

**Response:**

The FRU callouts are calculated at the time of the failure. See the error log for the actual replacement strategy.

---

**BC700310**

**Explanation:**

During processor/memory subsystem initialization, an error was encountered: No read op on form 1 indirect scom.

**Response:**

The FRU callouts are calculated at the time of the failure. See the error log for the actual replacement strategy.

---

**BC700311**

**Explanation:**

During processor/memory subsystem initialization, an error was encountered: Hypervisor wakeup failed.

**Response:**

The FRU callouts are calculated at the time of the failure. See the error log for the actual replacement strategy.

---

**BC700312**

**Explanation:**

During processor/memory subsystem initialization, an error was encountered: SCOM runtime interface not linked.

**Response:**

The FRU callouts are calculated at the time of the failure. See the error log for the actual replacement strategy.

---

**BC700313**

**Explanation:**

During processor/memory subsystem initialization, an error was encountered: Disabling special wakeup when not enabled.

**Response:**

The FRU callouts are calculated at the time of the failure. See the error log for the actual replacement strategy.

---

---

**BC700314****Explanation:**

During processor/memory subsystem initialization, an error was encountered: Scm Translate not supported for this type.

**Response:**

The FRU callouts are calculated at the time of the failure. See the error log for the actual replacement strategy.

---

**BC700315****Explanation:**

During processor/memory subsystem initialization, an error was encountered: Error from Hypervisor attempting SCOM.

**Response:**

The FRU callouts are calculated at the time of the failure. See the error log for the actual replacement strategy.

---

**BC700316****Explanation:**

During processor/memory subsystem initialization, an error was encountered: Buffer size is less than allowed or NULL data buffer.

**Response:**

The FRU callouts are calculated at the time of the failure. See the error log for the actual replacement strategy.

---

**BC700317****Explanation:**

During processor/memory subsystem initialization, an error was encountered: Scm invalid operation type.

**Response:**

The FRU callouts are calculated at the time of the failure. See the error log for the actual replacement strategy.

---

**BC700318****Explanation:**

Secure Boot failure.

**Response:**

The FRU callouts are calculated at the time of the failure. See the error log for the actual replacement strategy.

---

**BC700319****Explanation:**

Secure Boot failure.

**Response:**

The FRU callouts are calculated at the time of the failure. See the error log for the actual replacement strategy.

---

**BC70031A****Explanation:**

Secure Boot failure.

**Response:**

The FRU callouts are calculated at the time of the failure. See the error log for the actual replacement strategy.

---

**BC70031B****Explanation:**

Secure Boot failure.

**Response:**

The FRU callouts are calculated at the time of the failure. See the error log for the actual replacement strategy.

---

**BC70031C****Explanation:**

Secure Boot failure.

**Response:**

The FRU callouts are calculated at the time of the failure. See the error log for the actual replacement strategy.

---

**BC70031D****Explanation:**

During processor/memory subsystem initialization, an error was encountered: Invalid mode parm for wakeup operation.

**Response:**

The FRU callouts are calculated at the time of the failure. See the error log for the actual replacement strategy.

---

**BC70031E****Explanation:**

During processor/memory subsystem initialization, an error was encountered: Unexpectedly forcing wakeup off when the counter is non-zero, implies a bug in the code flow.

**Response:**

The FRU callouts are calculated at the time of the failure. See the error log for the actual replacement strategy.

---

**BC70031F****Explanation:**

During processor/memory subsystem initialization, an error was encountered: Unsupported multicast op.

**Response:**

The FRU callouts are calculated at the time of the failure. See the error log for the actual replacement strategy.

---

**BC700401****Explanation:**

During processor/memory subsystem initialization, an error was encountered: XSCOM access error.

**Response:**

The FRU callouts are calculated at the time of the failure. See the error log for the actual replacement strategy.

---

**BC700402****Explanation:**

During processor/memory subsystem initialization, an error was encountered.

**Response:**

The FRU callouts are calculated at the time of the failure. Examine the error log for the actual replacement strategy.

---

**BC700403****Explanation:**

During processor/memory subsystem initialization, an error was encountered.

**Response:**

The FRU callouts are calculated at the time of the failure. Examine the error log for the actual replacement strategy.

---

**BC700404****Explanation:**

During processor/memory subsystem initialization, an error was encountered.

**Response:**

The FRU callouts are calculated at the time of the failure. Examine the error log for the actual replacement strategy.

---

**BC700405****Explanation:**

A problem occurred during the IPL of the system.

**Response:**

The FRU callouts are calculated at the time of the failure. See the error log for the actual replacement strategy.

---

**BC700406****Explanation:**

During processor/memory subsystem initialization, an error was encountered.

**Response:**

The FRU callouts are calculated at the time of the failure. Examine the error log for the actual replacement strategy.

---

**BC700407****Explanation:**

During processor/memory subsystem initialization, an error was encountered.

**Response:**

The FRU callouts are calculated at the time of the failure. Examine the error log for the actual replacement strategy.

---

**BC700501****Explanation:**

During processor/memory subsystem initialization, an error was encountered: Initialization Service failed to start a task.

**Response:**

The FRU callouts are calculated at the time of the failure. See the error log for the actual replacement strategy.

---

**BC700502****Explanation:**

During processor/memory subsystem initialization, an error was encountered: Initialization Service attempted to start a function within a module but the function failed to launch.

**Response:**

The FRU callouts are calculated at the time of the failure. See the error log for the actual replacement strategy.

---

**BC700503****Explanation:**

During processor/memory subsystem initialization, an error was encountered: One or more CxxTest Unit Tests failed.

**Response:**

The FRU callouts are calculated at the time of the failure. See the error log for the actual replacement strategy.

---

**BC700504****Explanation:**

During processor/memory subsystem initialization, an error was encountered: Could not FLUSH virtual memory.

**Response:**

The FRU callouts are calculated at the time of the failure. See the error log for the actual replacement strategy.

---

**BC700505****Explanation:**

During processor/memory subsystem initialization, an error was encountered: Initialization Service launched a task and the task returned an error.

**Response:**

The FRU callouts are calculated at the time of the failure. See the error log for the actual replacement strategy.

---

**BC700506****Explanation:**

During processor/memory subsystem initialization, an error was encountered: Initialization Service launched a function and the task returned an error.

**Response:**

The FRU callouts are calculated at the time of the failure. See the error log for the actual replacement strategy.

---

**BC700507****Explanation:**

During processor/memory subsystem initialization, an error was encountered: Initialization Service failed to load a module needed to load a function or task. UserDetails will contain the name of the function or task.

**Response:**

The FRU callouts are calculated at the time of the failure. See the error log for the actual replacement strategy.

---

**BC700508****Explanation:**

During processor/memory subsystem initialization, an error was encountered: Request to send Istep Complete msg to Fsp, but no outstanding message from service processor found.

**Response:**

The FRU callouts are calculated at the time of the failure. See the error log for the actual replacement strategy.

---

**BC700509****Explanation:**

During processor/memory subsystem initialization, an error was encountered: IStep failed and HW deconfigured. Looped back to an earlier istep (Reconfigure loop).

**Response:**

The FRU callouts are calculated at the time of the failure. See the error log for the actual replacement strategy.

---

**BC70050A****Explanation:**

A hardware error occurred during the IPL. See previous logs for details.

**Response:**

The FRU callouts are calculated at the time of the failure. See the error log for the actual replacement strategy.

---

**BC70050B****Explanation:**

During processor/memory subsystem initialization, an error was encountered: Received shutdown request from service processor.

**Response:**

The FRU callouts are calculated at the time of the failure. See the error log for the actual replacement strategy.

---

**BC70050C****Explanation:**

A problem occurred during the IPL of the system.

**Response:**

The FRU callouts are calculated at the time of the failure. See the error log for the actual replacement strategy.

---

**BC70050D****Explanation:**

During processor/memory subsystem initialization, an error was encountered: Istep messaged received by non-master node.

**Response:**

The FRU callouts are calculated at the time of the failure. See the error log for the actual replacement strategy.

---

**BC70050F****Explanation:**

A reconfigure loop is being induced for testing purposes.

**Response:**

The FRU callouts are calculated at the time of the failure. See the error log for the actual replacement strategy.

---

**BC700510****Explanation:**

During processor/memory subsystem initialization, an error was encountered: Received shutdown request due to deconfigure outside of reconfig loop.

**Response:**

The FRU callouts are calculated at the time of the failure. See the error log for the actual replacement strategy.

---

**BC700511****Explanation:**

An internal firmware error occurred.

**Response:**

The FRU callouts are calculated at the time of the failure. See the error log for the actual replacement strategy.

---

**BC700512****Explanation:**

Node is no longer accepting istep requests.

**Response:**

The FRU callouts are calculated at the time of the failure. See the error log for the actual replacement strategy.

---

**BC700516****Explanation:**

Firmware error during boot.

**Response:**

The FRU callouts are calculated at the time of the failure. See the error log for the actual replacement strategy.

---

**BC700601****Explanation:**

A problem occurred while accessing the boot flash.

**Response:**

The FRU callouts are calculated at the time of the failure. See the error log for the actual replacement strategy.

---

**BC700602****Explanation:**

A problem occurred while accessing the boot flash.

**Response:**

The FRU callouts are calculated at the time of the failure. See the error log for the actual replacement strategy.

---

**BC700603****Explanation:**

During processor/memory subsystem initialization, an error was encountered: invalid section passed to flush.

**Response:**

The FRU callouts are calculated at the time of the failure. See the error log for the actual replacement strategy.

---

**BC700604****Explanation:**

A problem occurred while initializing secure PNOR.

**Response:**

The FRU callouts are calculated at the time of the failure. See the error log for the actual replacement strategy.

---

**BC700605****Explanation:**

Processor NOR flash: A problem occurred while accessing the boot flash.

**Response:**

The FRU callouts are calculated at the time of the failure. See the error log for the actual replacement strategy.

---

**BC700606****Explanation:**

A problem occurred while accessing the boot flash.

**Response:**

The FRU callouts are calculated at the time of the failure. See the error log for the actual replacement strategy.

---

**BC700607****Explanation:**

During processor/memory subsystem initialization, an error was encountered: SfcIBM::hwReset> Unsupported Reset Level requested.

**Response:**

The FRU callouts are calculated at the time of the failure. See the error log for the actual replacement strategy.

---

**BC700608****Explanation:**

LPC bus error communicating with the BMC.

**Response:**

The FRU callouts are calculated at the time of the failure. See the error log for the actual replacement strategy.

---

**BC700609****Explanation:**

A problem occurred while accessing the boot flash.

**Response:**

The FRU callouts are calculated at the time of the failure. See the error log for the actual replacement strategy.

---

**BC70060B****Explanation:**

Hardware error accessing flash during IPL.

**Response:**

The FRU callouts are calculated at the time of the failure. See the error log for the actual replacement strategy.

---

**BC70060C****Explanation:**

Fail verifying Flash File System (FFS) Header on Master Candidate Processor NOR flash Table of Contents

**Response:**



The FRU callouts are calculated at the time of the failure. See the error log for the actual replacement strategy.

---

**BC700610****Explanation:**

A problem occurred while accessing the boot flash.

**Response:**

The FRU callouts are calculated at the time of the failure. See the error log for the actual replacement strategy.

---

**BC700612****Explanation:**

Hardware error accessing flash during IPL.

**Response:**

The FRU callouts are calculated at the time of the failure. See the error log for the actual replacement strategy.

---

**BC700614****Explanation:**

Firmware error accessing flash during IPL.

**Response:**

The FRU callouts are calculated at the time of the failure. See the error log for the actual replacement strategy.

---

**BC700615****Explanation:**

BMC not responding while accessing the flash.

**Response:**

The FRU callouts are calculated at the time of the failure. See the error log for the actual replacement strategy.

---

**BC700616****Explanation:**

Error accessing system firmware flash.

**Response:**

The FRU callouts are calculated at the time of the failure. See the error log for the actual replacement strategy.

---

**BC700617****Explanation:**

Error accessing system firmware flash.

**Response:**

The FRU callouts are calculated at the time of the failure. See the error log for the actual replacement strategy.

---

**BC700619****Explanation:**

A problem occurred while reading Processor NOR flash partition table.

**Response:**

The FRU callouts are calculated at the time of the failure. See the error log for the actual replacement strategy.

---

**BC70061B****Explanation:**

During processor/memory subsystem initialization, an error was encountered: invalid section passed to getSectionInfo or section prohibited by secureboot.

**Response:**

The FRU callouts are calculated at the time of the failure. See the error log for the actual replacement strategy.

---

**BC70061C****Explanation:**

During processor/memory subsystem initialization, an error was encountered: UNCORRECTABLE ECC.

**Response:**

The FRU callouts are calculated at the time of the failure. See the error log for the actual replacement strategy.

---

**BC70061D****Explanation:**

During processor/memory subsystem initialization, an error was encountered: section size is zero.

**Response:**

The FRU callouts are calculated at the time of the failure. See the error log for the actual replacement strategy.

---

**BC70061E****Explanation:**

Failed to remove pages.

**Response:**

The FRU callouts are calculated at the time of the failure. See the error log for the actual replacement strategy.

---

**BC70061F****Explanation:**

Error accessing system firmware flash.

**Response:**

The FRU callouts are calculated at the time of the failure. See the error log for the actual replacement strategy.

---

**BC700620****Explanation:**

Error accessing system firmware flash.

**Response:**

The FRU callouts are calculated at the time of the failure. See the error log for the actual replacement strategy.

---

**BC700621****Explanation:**

During processor/memory subsystem initialization, an error was encountered: Non ECC protected section is passed to fixECC.

**Response:**

The FRU callouts are calculated at the time of the failure. See the error log for the actual replacement strategy.

---

**BC700622****Explanation:**

A problem occurred while reading Processor NOR flash partition table.

**Response:**

The FRU callouts are calculated at the time of the failure. See the error log for the actual replacement strategy.

---

**BC700623****Explanation:**

A problem occurred while reading Processor NOR flash partition table.

**Response:**

The FRU callouts are calculated at the time of the failure. See the error log for the actual replacement strategy.

---

**BC700627****Explanation:**

A problem occurred while accessing the boot flash.

**Response:**

The FRU callouts are calculated at the time of the failure. See the error log for the actual replacement strategy.

---

**BC700629****Explanation:**

No valid Table of Contents (TOC) found for Processor NOR flash.

**Response:**

The FRU callouts are calculated at the time of the failure. See the error log for the actual replacement strategy.

---

**BC70062A****Explanation:**

Error accessing system firmware flash.

**Response:**

The FRU callouts are calculated at the time of the failure. See the error log for the actual replacement strategy.

---

**BC70062B****Explanation:**

A problem occurred while reading Processor NOR flash partition table.

**Response:**

The FRU callouts are calculated at the time of the failure. See the error log for the actual replacement strategy.

---

**BC70062C****Explanation:**

A problem occurred while reading Processor NOR flash partition table.

**Response:**

The FRU callouts are calculated at the time of the failure. See the error log for the actual replacement strategy.

---

**BC70062D****Explanation:**

A problem occurred while reading Processor NOR flash partition table.

**Response:**

The FRU callouts are calculated at the time of the failure. See the error log for the actual replacement strategy.

---

**BC70062F****Explanation:**

Firmware level mismatch.

**Response:**

The FRU callouts are calculated at the time of the failure. See the error log for the actual replacement strategy.

---

**BC700630****Explanation:**

Secureboot key transition failure.

**Response:**

The FRU callouts are calculated at the time of the failure. See the error log for the actual replacement strategy.

---

**BC700631****Explanation:**

Firmware Error.

**Response:**

The FRU callouts are calculated at the time of the failure. See the error log for the actual replacement strategy.

---

**BC700632****Explanation:**

BMC not responding while accessing the flash.

**Response:**

The FRU callouts are calculated at the time of the failure. See the error log for the actual replacement strategy.

---

**BC700633****Explanation:**

BMC not responding while accessing the flash.

**Response:**

The FRU callouts are calculated at the time of the failure. See the error log for the actual replacement strategy.

---

**BC700634****Explanation:**

Security failure: unable to securely load requested firmware.

**Response:**

The FRU callouts are calculated at the time of the failure. See the error log for the actual replacement strategy.

---

**BC700635****Explanation:**

A problem occurred within the security subsystem.

**Response:**

The FRU callouts are calculated at the time of the failure. See the error log for the actual replacement strategy.

---

**BC700636****Explanation:**

A problem occurred within the security subsystem.

**Response:**

The FRU callouts are calculated at the time of the failure. See the error log for the actual replacement strategy.

---

**BC700637****Explanation:**

A problem occurred within the security subsystem.

**Response:**

The FRU callouts are calculated at the time of the failure. See the error log for the actual replacement strategy.

---

**BC700638****Explanation:**

Failure in security subsystem.

**Response:**

The FRU callouts are calculated at the time of the failure. See the error log for the actual replacement strategy.

---

**BC700639****Explanation:**

Platform Security Error.

**Response:**

The FRU callouts are calculated at the time of the failure. See the error log for the actual replacement strategy.

---

**BC70063A****Explanation:**

Failure in security subsystem.

**Response:**

The FRU callouts are calculated at the time of the failure. See the error log for the actual replacement strategy.

---

**BC70063B****Explanation:**

Failure in security subsystem.

**Response:**

The FRU callouts are calculated at the time of the failure. See the error log for the actual replacement strategy.

---

**BC70063C****Explanation:**

Failure in security subsystem.

**Response:**

The FRU callouts are calculated at the time of the failure. See the error log for the actual replacement strategy.

---

**BC70063D****Explanation:**

A problem occurred while reading Processor NOR flash partition table.

**Response:**

The FRU callouts are calculated at the time of the failure. See the error log for the actual replacement strategy.

---

**BC700702****Explanation:**

A problem occurred during the IPL of the system.

**Response:**

The FRU callouts are calculated at the time of the failure. See the error log for the actual replacement strategy.

---

**BC700703****Explanation:**

During processor/memory subsystem initialization, an error was encountered: Timed out waiting for data in FIFO to read.

**Response:**

The FRU callouts are calculated at the time of the failure. See the error log for the actual replacement strategy.

---

**BC700705**

**Explanation:**

During processor/memory subsystem initialization, an error was encountered: Timed out waiting for command complete.

**Response:**

The FRU callouts are calculated at the time of the failure. See the error log for the actual replacement strategy.

---

**BC700706**

**Explanation:**

A problem occurred during the IPL of the system: An error was found in the I2C status register.

**Response:**

The FRU callouts are calculated at the time of the failure. See the error log for the actual replacement strategy.

---

**BC700707**

**Explanation:**

During processor/memory subsystem initialization, an error was encountered: Master Sentinel chip was used as a target for an I2C operation. This is not permitted.

**Response:**

The FRU callouts are calculated at the time of the failure. See the error log for the actual replacement strategy.

---

**BC70070A**

**Explanation:**

A problem occurred during the IPL of the system.

**Response:**

The FRU callouts are calculated at the time of the failure. See the error log for the actual replacement strategy.

---

**BC70070B**

**Explanation:**

A problem occurred during the IPL of the system: A NACK error was found in the I2C Status register.

**Response:**

The FRU callouts are calculated at the time of the failure. See the error log for the actual replacement strategy.

---

**BC70070C**

**Explanation:**

A problem occurred during the IPL of the system: A Bus Arbitration Lost error was found in the I2C status register.

**Response:**

The FRU callouts are calculated at the time of the failure. See the error log for the actual replacement strategy.

---

**BC70070D**

**Explanation:**

During processor/memory subsystem initialization, an error was encountered: I2C read/write interface not linked.

**Response:**

The FRU callouts are calculated at the time of the failure. See the error log for the actual replacement strategy.

---

**BC70070E**

**Explanation:**

During processor/memory subsystem initialization, an error was encountered: I2C access error.

**Response:**

The FRU callouts are calculated at the time of the failure. See the error log for the actual replacement strategy.

---

**BC70070F**

**Explanation:**

During processor/memory subsystem initialization, an error was encountered: I2C offset length is invalid.

**Response:**

The FRU callouts are calculated at the time of the failure. See the error log for the actual replacement strategy.

---

**BC700710**

**Explanation:**

During processor/memory subsystem initialization, an error was encountered: There was an error retrieving the EEPROM page mutex for this i2c master engine.

**Response:**

The FRU callouts are calculated at the time of the failure. See the error log for the actual replacement strategy.

---

**BC700711**

**Explanation:**

During processor/memory subsystem initialization, an error was encountered: Invalid page requested.

**Response:**

The FRU callouts are calculated at the time of the failure. See the error log for the actual replacement strategy.

---

**BC700712****Explanation:**

During processor/memory subsystem initialization, an error was encountered: I2C master encountered an error while trying to unlock the eepromPage.

**Response:**

The FRU callouts are calculated at the time of the failure. See the error log for the actual replacement strategy.

---

**BC700713****Explanation:**

A problem occurred during the IPL of the system.

**Response:**

The FRU callouts are calculated at the time of the failure. See the error log for the actual replacement strategy.

---

**BC700714****Explanation:**

Unexpected boot firmware error.

**Response:**

The FRU callouts are calculated at the time of the failure. See the error log for the actual replacement strategy.

---

**BC700715****Explanation:**

Unexpected boot firmware error.

**Response:**

The FRU callouts are calculated at the time of the failure. See the error log for the actual replacement strategy.

---

**BC700716****Explanation:**

Firmware error during boot.

**Response:**

The FRU callouts are calculated at the time of the failure. See the error log for the actual replacement strategy.

---

**BC700717****Explanation:**

Firmware error during boot.

**Response:**

The FRU callouts are calculated at the time of the failure. See the error log for the actual replacement strategy.

---

**BC700718****Explanation:**

Unexpected firmware error.

**Response:**

The FRU callouts are calculated at the time of the failure. See the error log for the actual replacement strategy.

---

**BC700719****Explanation:**

Unexpected firmware error.

**Response:**

The FRU callouts are calculated at the time of the failure. See the error log for the actual replacement strategy.

---

**BC70071A****Explanation:**

Unexpected firmware error.

**Response:**

The FRU callouts are calculated at the time of the failure. See the error log for the actual replacement strategy.

---

**BC70071B****Explanation:**

Unexpected firmware error.

**Response:**

The FRU callouts are calculated at the time of the failure. See the error log for the actual replacement strategy.

---

**BC70071C****Explanation:**

Unexpected firmware error.

**Response:**

The FRU callouts are calculated at the time of the failure. See the error log for the actual replacement strategy.

---

**BC70071D****Explanation:**

Unexpected firmware error.

**Response:**

The FRU callouts are calculated at the time of the failure. See the error log for the actual replacement strategy.

---

**BC700801****Explanation:**

During processor/memory subsystem initialization, an error was encountered: Could not load/unload module.

**Response:**

The FRU callouts are calculated at the time of the failure. See the error log for the actual replacement strategy.

---

**BC700803**

**Explanation:**

During processor/memory subsystem initialization, an error was encountered: Could not allocate virtual memory.

**Response:**

The FRU callouts are calculated at the time of the failure. See the error log for the actual replacement strategy.

---

**BC700804****Explanation:**

During processor/memory subsystem initialization, an error was encountered: Could not set permissions on virtual memory.

**Response:**

The FRU callouts are calculated at the time of the failure. See the error log for the actual replacement strategy.

---

**BC700805****Explanation:**

During processor/memory subsystem initialization, an error was encountered: Module does not exist.

**Response:**

The FRU callouts are calculated at the time of the failure. See the error log for the actual replacement strategy.

---

**BC700806****Explanation:**

During processor/memory subsystem initialization, an error was encountered: Module is not a data module.

**Response:**

The FRU callouts are calculated at the time of the failure. See the error log for the actual replacement strategy.

---

**BC700807****Explanation:**

A problem was detected during the IPL of they system: Task crashed.

**Response:**

The FRU callouts are calculated at the time of the failure. See the error log for the actual replacement strategy.

---

**BC700808****Explanation:**

Corrupted flash image or firmware error during system boot.

**Response:**

The FRU callouts are calculated at the time of the failure. See the error log for the actual replacement strategy.

---

**BC700901****Explanation:**

A problem was detected during the IPL of the system: A hardware initialization procedure requested an invalid attribute.

**Response:**

The FRU callouts are calculated at the time of the failure. See the error log for the actual replacement strategy.

---

**BC700902****Explanation:**

During processor/memory subsystem initialization, an error was encountered: Request for EC features on an attribute without EC features.

**Response:**

The FRU callouts are calculated at the time of the failure. See the error log for the actual replacement strategy.

---

**BC700907****Explanation:**

Internal firmware error.

**Response:**

The FRU callouts are calculated at the time of the failure. See the error log for the actual replacement strategy.

---

**BC700908****Explanation:**

Firmware Error.

**Response:**

The FRU callouts are calculated at the time of the failure. See the error log for the actual replacement strategy.

---

**BC700909****Explanation:**

Firmware Error.

**Response:**

The FRU callouts are calculated at the time of the failure. See the error log for the actual replacement strategy.

---

**BC70090A****Explanation:**

Firmware Error.

**Response:**

The FRU callouts are calculated at the time of the failure. See the error log for the actual replacement strategy.

---

**BC70090D****Explanation:**

Firmware error during IPL.

**Response:**

The FRU callouts are calculated at the time of the failure. See the error log for the actual replacement strategy.

---

**BC70090E**

**Explanation:**

Firmware error during IPL.

**Response:**

The FRU callouts are calculated at the time of the failure. See the error log for the actual replacement strategy.

---

**BC70090F**

**Explanation:**

Error initializing processor/memory subsystem during boot. See FRU list for repair actions.

**Response:**

The FRU callouts are calculated at the time of the failure. See the error log for the actual replacement strategy.

---

**BC700910**

**Explanation:**

Firmware error during IPL.

**Response:**

The FRU callouts are calculated at the time of the failure. See the error log for the actual replacement strategy.

---

**BC700911**

**Explanation:**

Firmware error during IPL.

**Response:**

The FRU callouts are calculated at the time of the failure. See the error log for the actual replacement strategy.

---

**BC700912**

**Explanation:**

A problem occurred during the IPL of the system.

**Response:**

The FRU callouts are calculated at the time of the failure. Examine the error log for the actual replacement strategy.

---

**BC700913**

**Explanation:**

During processor/memory subsystem initialization, an error was encountered.

**Response:**

The FRU callouts are calculated at the time of the failure. Examine the error log for the actual replacement strategy.

---

**BC700914**

**Explanation:**

During processor/memory subsystem initialization, an error was encountered.

**Response:**

The FRU callouts are calculated at the time of the failure. Examine the error log for the actual replacement strategy.

---

**BC700915**

**Explanation:**

During processor/memory subsystem initialization, an error was encountered.

**Response:**

The FRU callouts are calculated at the time of the failure. Examine the error log for the actual replacement strategy.

---

**BC700916**

**Explanation:**

During processor/memory subsystem initialization, an error was encountered.

**Response:**

The FRU callouts are calculated at the time of the failure. Examine the error log for the actual replacement strategy.

---

**BC700917**

**Explanation:**

During processor/memory subsystem initialization, an error was encountered.

**Response:**

The FRU callouts are calculated at the time of the failure. Examine the error log for the actual replacement strategy.

---

**BC70091B**

**Explanation:**

A problem occurred during the IPL of the system.

**Response:**

The FRU callouts are calculated at the time of the failure. Examine the error log for the actual replacement strategy.

---

**BC70091C**

**Explanation:**

During processor/memory subsystem initialization, an error was encountered.

**Response:**

The FRU callouts are calculated at the time of the failure. Examine the error log for the actual replacement strategy.

---

**BC70091D****Explanation:**

A problem occurred during the IPL of the system.

**Response:**

The FRU callouts are calculated at the time of the failure. Examine the error log for the actual replacement strategy.

---

**BC70091E****Explanation:**

During processor/memory subsystem initialization, an error was encountered.

**Response:**

The FRU callouts are calculated at the time of the failure. Examine the error log for the actual replacement strategy.

---

**BC70091F****Explanation:**

During processor/memory subsystem initialization, an error was encountered.

**Response:**

The FRU callouts are calculated at the time of the failure. Examine the error log for the actual replacement strategy.

---

**BC700920****Explanation:**

A problem occurred during the IPL of the system.

**Response:**

The FRU callouts are calculated at the time of the failure. Examine the error log for the actual replacement strategy.

---

**BC700921****Explanation:**

A problem occurred during the IPL of the system.

**Response:**

The FRU callouts are calculated at the time of the failure. Examine the error log for the actual replacement strategy.

---

**BC700922****Explanation:**

A problem occurred during the IPL of the system.

**Response:**

The FRU callouts are calculated at the time of the failure. Examine the error log for the actual replacement strategy.

---

**BC700923****Explanation:**

A problem occurred during the IPL of the system.

**Response:**

The FRU callouts are calculated at the time of the failure. Examine the error log for the actual replacement strategy.

---

**BC700924****Explanation:**

Error unmapping memory section.

**Response:**

The FRU callouts are calculated at the time of the failure. See the error log for the actual replacement strategy.

---

**BC700925****Explanation:**

During processor/memory subsystem initialization, an error was encountered: The hwsv returned a message where the extra data was null. This should not happen so need to tell HostBoot to stop the ipl.

**Response:**

The FRU callouts are calculated at the time of the failure. See the error log for the actual replacement strategy.

---

**BC700926****Explanation:**

During processor/memory subsystem initialization, an error was encountered: The hwsv found an error while processing the message so it sent an error message back to indicate to HostBoot to stop the IPL. Userdata1 will have the error PLID from hwsv's errorlog.

**Response:**

The FRU callouts are calculated at the time of the failure. See the error log for the actual replacement strategy.

---

**BC700927****Explanation:**

During processor/memory subsystem initialization, an error was encountered: The hwsv returned a message where there was an error when the powr function was called. userdata1 contains the errorlog plid from hwsv generated by the powr function.

**Response:**

The FRU callouts are calculated at the time of the failure. See the error log for the actual replacement strategy.

---

**BC700928****Explanation:**

During processor/memory subsystem initialization, an error was encountered: HB got an incorrect type



message. HB did not provide the correct message type in the istep. Userdata1 shows the message type passed in.

**Response:**

The FRU callouts are calculated at the time of the failure. See the error log for the actual replacement strategy.

---

**BC700929**

**Explanation:**

A problem occurred during the IPL of the system.

**Response:**

The FRU callouts are calculated at the time of the failure. Examine the error log for the actual replacement strategy.

---

**BC70092A**

**Explanation:**

During processor/memory subsystem initialization, an error was encountered: messages from other nodes have not returned in time.

**Response:**

The FRU callouts are calculated at the time of the failure. See the error log for the actual replacement strategy.

---

**BC70092B**

**Explanation:**

During processor/memory subsystem initialization, an error was encountered: host coalesce host timer thread failed.

**Response:**

The FRU callouts are calculated at the time of the failure. See the error log for the actual replacement strategy.

---

**BC70092C**

**Explanation:**

During processor/memory subsystem initialization, an error was encountered.

**Response:**

The FRU callouts are calculated at the time of the failure. Examine the error log for the actual replacement strategy.

---

**BC70092D**

**Explanation:**

During processor/memory subsystem initialization, an error was encountered.

**Response:**

The FRU callouts are calculated at the time of the failure. Examine the error log for the actual replacement strategy.

---

**BC70092E**

**Explanation:**

During processor/memory subsystem initialization, an error was encountered: Request given to load payload into mirrored memory, but no mirrored memory exists at that location.

**Response:**

The FRU callouts are calculated at the time of the failure. See the error log for the actual replacement strategy.

---

**BC700930**

**Explanation:**

Read/write requested while in DISABLE\_DRAM\_REPAIRS mode found extra bad bits set for DIMM.

**Response:**

The FRU callouts are calculated at the time of the failure. See the error log for the actual replacement strategy.

---

**BC700931**

**Explanation:**

A problem occurred during the IPL of the system.

**Response:**

The FRU callouts are calculated at the time of the failure. See the error log for the actual replacement strategy.

---

**BC700932**

**Explanation:**

A problem occurred during the IPL of the system.

**Response:**

The FRU callouts are calculated at the time of the failure. See the error log for the actual replacement strategy.

---

**BC700933**

**Explanation:**

During processor/memory subsystem initialization, an error was encountered: Failed due to wrong DIMM type.

**Response:**

The FRU callouts are calculated at the time of the failure. See the error log for the actual replacement strategy.

---

**BC700934**

**Explanation:**

During processor/memory subsystem initialization, an error was encountered: Either nominal, max turbo or min power save frequency for the processor HUID (userdata1) is zero.

**Response:**

The FRU callouts are calculated at the time of the failure. See the error log for the actual replacement strategy.

---

**BC700935****Explanation:**

During processor/memory subsystem initialization, an error was encountered: Input buffer size is smaller than expected length.

**Response:**

The FRU callouts are calculated at the time of the failure. See the error log for the actual replacement strategy.

---

**BC700936****Explanation:**

During processor/memory subsystem initialization, an error was encountered: Nominal frequency(userdata1) does not match nominal frequency(userdata2) on other cores. Should be the same for all chips.

**Response:**

The FRU callouts are calculated at the time of the failure. See the error log for the actual replacement strategy.

---

**BC700937****Explanation:**

During processor/memory subsystem initialization, an error was encountered: Invalid bucket id found for the voltage data.

**Response:**

The FRU callouts are calculated at the time of the failure. See the error log for the actual replacement strategy.

---

**BC700938****Explanation:**

During processor/memory subsystem initialization, an error was encountered: Bucket id from PR keyword does not match bucket id in the voltage data.

**Response:**

The FRU callouts are calculated at the time of the failure. See the error log for the actual replacement strategy.

---

**BC700939****Explanation:**

During processor/memory subsystem initialization, an error was encountered: Unsupported #V keyword data version found.

**Response:**

The FRU callouts are calculated at the time of the failure. See the error log for the actual replacement strategy.

---

**BC70093B****Explanation:**

During processor/memory subsystem initialization, an error was encountered: When Workload Optimized Frequency (WOF) is enabled, ultra turbo freq should not be 0.

**Response:**

The FRU callouts are calculated at the time of the failure. See the error log for the actual replacement strategy.

---

**BC70093C****Explanation:**

During processor/memory subsystem initialization, an error was encountered: When Workload Optimized Frequency (WOF) is enabled, the WOF Freq Uplift index should be 1,2,3, or 4.

**Response:**

The FRU callouts are calculated at the time of the failure. See the error log for the actual replacement strategy.

---

**BC70093D****Explanation:**

A problem occurred during the IPL of the system.

**Response:**

The FRU callouts are calculated at the time of the failure. See the error log for the actual replacement strategy.

---

**BC70093E****Explanation:**

Error uncompressing payload image from boot flash.

**Response:**

The FRU callouts are calculated at the time of the failure. See the error log for the actual replacement strategy.

---

**BC700A01****Explanation:**

An internal function called the FSI device driver with an improper data length.

**Response:**

The FRU callouts are calculated at the time of the failure. See the error log for the actual replacement strategy.

---

**BC700A03****Explanation:**

A problem occurred during the IPL of the system.

**Response:**

The FRU callouts are calculated at the time of the failure. See the error log for the actual replacement strategy.

---

**BC700A04**

**Explanation:**

A problem occurred during the IPL of the system.

**Response:**

The FRU callouts are calculated at the time of the failure. See the error log for the actual replacement strategy.

---

**BC700A06****Explanation:**

A problem occurred during the IPL of the system.

**Response:**

The FRU callouts are calculated at the time of the failure. See the error log for the actual replacement strategy.

---

**BC700A08****Explanation:**

A problem occurred during the IPL of the system.

**Response:**

The FRU callouts are calculated at the time of the failure. See the error log for the actual replacement strategy.

---

**BC700A09****Explanation:**

A problem occurred during the IPL of the system.

**Response:**

The FRU callouts are calculated at the time of the failure. See the error log for the actual replacement strategy.

---

**BC700A0A****Explanation:**

A problem occurred during the IPL of the system.

**Response:**

The FRU callouts are calculated at the time of the failure. See the error log for the actual replacement strategy.

---

**BC700A0B****Explanation:**

A problem occurred during the IPL of the system.

**Response:**

The FRU callouts are calculated at the time of the failure. See the error log for the actual replacement strategy.

---

**BC700A0C****Explanation:**

A problem occurred during the IPL of the system.

**Response:**

The FRU callouts are calculated at the time of the failure. See the error log for the actual replacement strategy.

---

**BC700A0D****Explanation:**

A problem occurred during the IPL of the system.

**Response:**

The FRU callouts are calculated at the time of the failure. See the error log for the actual replacement strategy.

---

**BC700A0E****Explanation:**

A problem occurred during the IPL of the system.

**Response:**

The FRU callouts are calculated at the time of the failure. See the error log for the actual replacement strategy.

---

**BC700A0F****Explanation:**

FSI and MVPD do not agree.

**Response:**

The FRU callouts are calculated at the time of the failure. See the error log for the actual replacement strategy.

---

**BC700A10****Explanation:**

FSI and CVPD do not agree.

**Response:**

The FRU callouts are calculated at the time of the failure. See the error log for the actual replacement strategy.

---

**BC700A11****Explanation:**

A problem occurred during the IPL of the system.

**Response:**

The FRU callouts are calculated at the time of the failure. See the error log for the actual replacement strategy.

---

**BC700A12****Explanation:**

A problem occurred during the IPL of the system.

**Response:**

The FRU callouts are calculated at the time of the failure. See the error log for the actual replacement strategy.

---

**BC700B01****Explanation:**

During processor/memory subsystem initialization, an error was encountered.

**Response:**

The FRU callouts are calculated at the time of the failure. Examine the error log for the actual replacement strategy.

---

**BC700B02****Explanation:**

A problem occurred during the IPL of the system. The eyecatch value observed in memory does not match the expected value and therefore the contents of the attribute sections are unable to be parsed.

**Response:**

The FRU callouts are calculated at the time of the failure. See the error log for the actual replacement strategy.

---

**BC700B03****Explanation:**

Kernel failed to block memory.

**Response:**

The FRU callouts are calculated at the time of the failure. See the error log for the actual replacement strategy.

---

**BC700B04****Explanation:**

Kernel failed to set permissions on virtual memory block.

**Response:**

The FRU callouts are calculated at the time of the failure. See the error log for the actual replacement strategy.

---

**BC700B05****Explanation:**

Unexpected boot firmware error occurred.

**Response:**

The FRU callouts are calculated at the time of the failure. See the error log for the actual replacement strategy.

---

**BC700B06****Explanation:**

FW error, unexpected Attribute section type.

**Response:**

The FRU callouts are calculated at the time of the failure. See the error log for the actual replacement strategy.

---

**BC700B07****Explanation:**

A problem occurred during the IPL of the system: Attributes were not fully synchronized between the host firmware and service processor.

**Response:**

The FRU callouts are calculated at the time of the failure. See the error log for the actual replacement strategy.

---

**BC700B08****Explanation:**

During processor/memory subsystem initialization, an error was encountered: The attribute synchronization code on the service processor side was unable to fulfill the sync to HostBoot request.

**Response:**

The FRU callouts are calculated at the time of the failure. See the error log for the actual replacement strategy.

---

**BC700B09****Explanation:**

During processor/memory subsystem initialization, an error was encountered: The attribute synchronization from the service processor failed.

**Response:**

The FRU callouts are calculated at the time of the failure. See the error log for the actual replacement strategy.

---

**BC700B0A****Explanation:**

During processor/memory subsystem initialization, an error was encountered.

**Response:**

The FRU callouts are calculated at the time of the failure. Examine the error log for the actual replacement strategy.

---

**BC700B0B****Explanation:**

During processor/memory subsystem initialization, an error was encountered.

**Response:**

The FRU callouts are calculated at the time of the failure. Examine the error log for the actual replacement strategy.

---

**BC700B0C****Explanation:**

During processor/memory subsystem initialization, an error was encountered: Targeting target's type not supported by runtime code.

**Response:**

The FRU callouts are calculated at the time of the failure. See the error log for the actual replacement strategy.

---

**BC700B0D****Explanation:**

Invalid configuration data in firmware Processor NOR flash.

**Response:**

The FRU callouts are calculated at the time of the failure. See the error log for the actual replacement strategy.

---

**BC700B0E**

**Explanation:**

Invalid configuration data in firmware Processor NOR flash.

**Response:**

The FRU callouts are calculated at the time of the failure. See the error log for the actual replacement strategy.

---

**BC700B0F**

**Explanation:**

During processor/memory subsystem initialization, an error was encountered: Failure applying given attribute override on given target.

**Response:**

The FRU callouts are calculated at the time of the failure. See the error log for the actual replacement strategy.

---

**BC700B10**

**Explanation:**

During processor/memory subsystem initialization, an error was encountered: Given target does not have given attribute to apply override.

**Response:**

The FRU callouts are calculated at the time of the failure. See the error log for the actual replacement strategy.

---

**BC700B11**

**Explanation:**

Invalid configuration data in firmware Processor NOR flash.

**Response:**

The FRU callouts are calculated at the time of the failure. See the error log for the actual replacement strategy.

---

**BC700B12**

**Explanation:**

Invalid configuration data in firmware Processor NOR flash.

**Response:**

The FRU callouts are calculated at the time of the failure. See the error log for the actual replacement strategy.

---

**BC700B13**

**Explanation:**

Kernel failed to block map memory.

**Response:**

The FRU callouts are calculated at the time of the failure. See the error log for the actual replacement strategy.

---

**BC700B15**

**Explanation:**

Kernel failed to unblock mapped memory.

**Response:**

The FRU callouts are calculated at the time of the failure. See the error log for the actual replacement strategy.

---

**BC700B16**

**Explanation:**

Unexpected internal firmware error.

**Response:**

The FRU callouts are calculated at the time of the failure. See the error log for the actual replacement strategy.

---

**BC700B17**

**Explanation:**

Unexpected internal firmware error.

**Response:**

The FRU callouts are calculated at the time of the failure. See the error log for the actual replacement strategy.

---

**BC700B18**

**Explanation:**

Internal firmware error preparing for concurrent code update.

**Response:**

The FRU callouts are calculated at the time of the failure. See the error log for the actual replacement strategy.

---

**BC700B19**

**Explanation:**

Unsupported override configuration data.

**Response:**

The FRU callouts are calculated at the time of the failure. See the error log for the actual replacement strategy.

---

**BC700B1A**

**Explanation:**

Unexpected boot firmware failure.

**Response:**

The FRU callouts are calculated at the time of the failure. See the error log for the actual replacement strategy.

---

**BC700B1B****Explanation:**

Tolerated boot firmware error occurred.

**Response:**

The FRU callouts are calculated at the time of the failure. See the error log for the actual replacement strategy.

---

**BC700B80****Explanation:**

During processor/memory subsystem initialization, an error was encountered: The caller passed an invalid node target to find the master proc handle.

**Response:**

The FRU callouts are calculated at the time of the failure. See the error log for the actual replacement strategy.

---

**BC700B81****Explanation:**

During processor/memory subsystem initialization, an error was encountered: The caller passed an invalid node target to find the master proc handle.

**Response:**

The FRU callouts are calculated at the time of the failure. See the error log for the actual replacement strategy.

---

**BC700B82****Explanation:**

Internal firmware error applying custom configuration settings.

**Response:**

The FRU callouts are calculated at the time of the failure. See the error log for the actual replacement strategy.

---

**BC700B83****Explanation:**

Firmware error doing code update.

**Response:**

The FRU callouts are calculated at the time of the failure. See the error log for the actual replacement strategy.

---

**BC700B84****Explanation:**

Firmware error doing code update.

**Response:**

The FRU callouts are calculated at the time of the failure. See the error log for the actual replacement strategy.

---

**BC700B85****Explanation:**

Firmware error doing code update.

**Response:**

The FRU callouts are calculated at the time of the failure. See the error log for the actual replacement strategy.

---

**BC700B86****Explanation:**

Firmware error doing code update.

**Response:**

The FRU callouts are calculated at the time of the failure. See the error log for the actual replacement strategy.

---

**BC700B87****Explanation:**

Firmware error doing code update.

**Response:**

The FRU callouts are calculated at the time of the failure. See the error log for the actual replacement strategy.

---

**BC700B88****Explanation:**

Firmware error doing code update.

**Response:**

The FRU callouts are calculated at the time of the failure. See the error log for the actual replacement strategy.

---

**BC700B89****Explanation:**

Attempted to perform an invalid attribute look up.

**Response:**

The FRU callouts are calculated at the time of the failure. See the error log for the actual replacement strategy.

---

**BC700B8A****Explanation:**

A problem occurred during the IPL of the system. Expected resource was not indicated to be present.

**Response:**

The FRU callouts are calculated at the time of the failure. See the error log for the actual replacement strategy.

---

**BC700B8B****Explanation:**

During processor/memory subsystem initialization, an error was encountered: Error: Failed to translate common association address to platform address.

**Response:**

The FRU callouts are calculated at the time of the failure. See the error log for the actual replacement strategy.

---

**BC700B8C**

**Explanation:**

During processor/memory subsystem initialization, an error was encountered: Error: No free association entry to set.

**Response:**

The FRU callouts are calculated at the time of the failure. See the error log for the actual replacement strategy.

---

**BC700C01**

**Explanation:**

During processor/memory subsystem initialization, an error was encountered: Attempt to deconfigure a target that is not deconfigurable or not present.

**Response:**

The FRU callouts are calculated at the time of the failure. See the error log for the actual replacement strategy.

---

**BC700C03**

**Explanation:**

During processor/memory subsystem initialization, an error was encountered: Invalid target encountered in processing of HW callout.

**Response:**

The FRU callouts are calculated at the time of the failure. See the error log for the actual replacement strategy.

---

**BC700C04**

**Explanation:**

During processor/memory subsystem initialization, an error was encountered: Insufficient hardware to continue.

**Response:**

The FRU callouts are calculated at the time of the failure. See the error log for the actual replacement strategy.

---

**BC700C05**

**Explanation:**

A problem occurred during the IPL of the system: No functional processor cores were found on the master processor.

**Response:**

The FRU callouts are calculated at the time of the failure. See the error log for the actual replacement strategy.

---

**BC700C06**

**Explanation:**

A problem occurred during the IPL of the system: Found no functional dimm cards.

**Response:**

The FRU callouts are calculated at the time of the failure. See the error log for the actual replacement strategy.

---

**BC700C07**

**Explanation:**

A problem occurred during the IPL of the system: No functional master processor was found on this node.

**Response:**

The FRU callouts are calculated at the time of the failure. See the error log for the actual replacement strategy.

---

**BC700C08**

**Explanation:**

A problem occurred during the IPL of the system: No functional nodes were found on the system.

**Response:**

The FRU callouts are calculated at the time of the failure. See the error log for the actual replacement strategy.

---

**BC700C09**

**Explanation:**

A problem occurred during the IPL of the system: Found no functional dimm cards.

**Response:**

The FRU callouts are calculated at the time of the failure. See the error log for the actual replacement strategy.

---

**BC700C0A**

**Explanation:**

A previously discovered hardware issue is being ignored to allow the system to boot.

**Response:**

The FRU callouts are calculated at the time of the failure. See the error log for the actual replacement strategy.

---

**BC700C0B**

**Explanation:**

A problem occurred during the IPL of the system: A critical resource was found to be deconfigured.

**Response:**

The FRU callouts are calculated at the time of the failure. See the error log for the actual replacement strategy.

---

**BC700C0C****Explanation:**

A problem occurred during the IPL of the system:  
Found no functional dimm cards.

**Response:**

The FRU callouts are calculated at the time of the failure. See the error log for the actual replacement strategy.

---

**BC700C0E****Explanation:**

Insufficient hardware to continue IPL.

**Response:**

The FRU callouts are calculated at the time of the failure. See the error log for the actual replacement strategy.

---

**BC700C0F****Explanation:**

Incompatible Processor Chip Levels.

**Response:**

The FRU callouts are calculated at the time of the failure. See the error log for the actual replacement strategy.

---

**BC700C10****Explanation:**

Incompatible Processor Chip Levels.

**Response:**

The FRU callouts are calculated at the time of the failure. See the error log for the actual replacement strategy.

---

**BC700C11****Explanation:**

Host firmware encountered an internal error.

**Response:**

The FRU callouts are calculated at the time of the failure. See the error log for the actual replacement strategy.

---

**BC700C12****Explanation:**

Host firmware encountered an internal error.

**Response:**

The FRU callouts are calculated at the time of the failure. See the error log for the actual replacement strategy.

---

**BC700C13****Explanation:**

Host Firmware encountered an internal error.

**Response:**

The FRU callouts are calculated at the time of the failure. See the error log for the actual replacement strategy.

---

**BC700C14****Explanation:**

A problem occurred during the IPL of the system:  
Found too many obus links.

**Response:**

The FRU callouts are calculated at the time of the failure. See the error log for the actual replacement strategy.

---

**BC700C15****Explanation:**

A problem occurred during the IPL of the system: No memory found.

**Response:**

The FRU callouts are calculated at the time of the failure. See the error log for the actual replacement strategy.

---

**BC700C16****Explanation:**

A problem occurred during IPL of the system: Internal Firmware Error.

**Response:**

The FRU callouts are calculated at the time of the failure. See the error log for the actual replacement strategy.

---

**BC700C19****Explanation:**

A problem occurred during IPL of the system: Internal Firmware Error.

**Response:**

The FRU callouts are calculated at the time of the failure. See the error log for the actual replacement strategy.

---

**BC700C1A****Explanation:**

An issue occurred during IPL of the system: Internal Firmware Error.

**Response:**

The FRU callouts are calculated at the time of the failure. See the error log for the actual replacement strategy.

---

**BC700C1B****Explanation:**

Incompatible Processor Chip Levels.



**Response:**

The FRU callouts are calculated at the time of the failure. See the error log for the actual replacement strategy.

---

**BC700C1C****Explanation:**

Incompatible Processor Chip Levels.

**Response:**

The FRU callouts are calculated at the time of the failure. See the error log for the actual replacement strategy.

---

**BC700C1D****Explanation:**

Incompatible Processor Chip Levels.

**Response:**

The FRU callouts are calculated at the time of the failure. See the error log for the actual replacement strategy.

---

**BC700C81****Explanation:**

A problem occurred during the IPL of the system. Attempt to create a deconfiguration record for a target that is not deconfigurable or not present.

**Response:**

The FRU callouts are calculated at the time of the failure. See the error log for the actual replacement strategy.

---

**BC700C82****Explanation:**

A problem occurred during the IPL of the system. Attempt to create a deconfiguration record for a target, but the deconfiguration repository is full.

**Response:**

The FRU callouts are calculated at the time of the failure. See the error log for the actual replacement strategy.

---

**BC700C83****Explanation:**

Invalid chipid from hardware (all FFs).

**Response:**

The FRU callouts are calculated at the time of the failure. See the error log for the actual replacement strategy.

---

**BC700C84****Explanation:**

Invalid Lx keyword.

**Response:**

The FRU callouts are calculated at the time of the failure. See the error log for the actual replacement strategy.

---

**BC700C85****Explanation:**

Bad MCA target.

**Response:**

The FRU callouts are calculated at the time of the failure. See the error log for the actual replacement strategy.

---

**BC700C86****Explanation:**

During processor/memory subsystem initialization, an error was encountered: Post de-configuration of target failed.

**Response:**

The FRU callouts are calculated at the time of the failure. See the error log for the actual replacement strategy.

---

**BC700C87****Explanation:**

During processor/memory subsystem initialization, an error was encountered: Post de-configuration of target failed.

**Response:**

The FRU callouts are calculated at the time of the failure. See the error log for the actual replacement strategy.

---

**BC700C88****Explanation:**

Insufficient DIMM resources.

**Response:**

The FRU callouts are calculated at the time of the failure. See the error log for the actual replacement strategy.

---

**BC700D01****Explanation:**

A problem occurred during the IPL of the system: Error returned from SCOM engine after write.

**Response:**

The FRU callouts are calculated at the time of the failure. See the error log for the actual replacement strategy.

---

**BC700D02****Explanation:**

A problem occurred during the IPL of the system: Error returned from SCOM engine after read.

**Response:**

The FRU callouts are calculated at the time of the failure. See the error log for the actual replacement strategy.

---

**BC700D03****Explanation:**

During processor/memory subsystem initialization, an error was encountered: Multi-SCOM read did not return correct SCOMs.

**Response:**

The FRU callouts are calculated at the time of the failure. See the error log for the actual replacement strategy.

---

**BC700D04****Explanation:**

A problem occurred during the IPL of the system: Invalid address on a SCOM operation.

**Response:**

The FRU callouts are calculated at the time of the failure. See the error log for the actual replacement strategy.

---

**BC700D05****Explanation:**

A problem occurred during the IPL of the system: Unsupported SCOM operation type.

**Response:**

The FRU callouts are calculated at the time of the failure. See the error log for the actual replacement strategy.

---

**BC700D06****Explanation:**

During processor/memory subsystem initialization, an error was encountered: Hypervisor firmware request interface not linked.

**Response:**

The FRU callouts are calculated at the time of the failure. See the error log for the actual replacement strategy.

---

**BC700D07****Explanation:**

During processor/memory subsystem initialization, an error was encountered: Unable to allocate firmware request messages.

**Response:**

The FRU callouts are calculated at the time of the failure. See the error log for the actual replacement strategy.

---

**BC700E01****Explanation:**

During processor/memory subsystem initialization, an error was encountered: Invalid operation type.

**Response:**

The FRU callouts are calculated at the time of the failure. See the error log for the actual replacement strategy.

---

**BC700E02****Explanation:**

A problem was detected during the IPL of the system: Device type not supported.

**Response:**

The FRU callouts are calculated at the time of the failure. See the error log for the actual replacement strategy.

---

**BC700E03****Explanation:**

During processor/memory subsystem initialization, an error was encountered: EEPROM attribute was not found.

**Response:**

The FRU callouts are calculated at the time of the failure. See the error log for the actual replacement strategy.

---

**BC700E04****Explanation:**

During processor/memory subsystem initialization, an error was encountered: Invalid EEPROM chip to access.

**Response:**

The FRU callouts are calculated at the time of the failure. See the error log for the actual replacement strategy.

---

**BC700E05****Explanation:**

During processor/memory subsystem initialization, an error was encountered: I2C master entity path doesn't exist.

**Response:**

The FRU callouts are calculated at the time of the failure. See the error log for the actual replacement strategy.

---

**BC700E06****Explanation:**

During processor/memory subsystem initialization, an error was encountered: I2C master path target is null.

**Response:**

The FRU callouts are calculated at the time of the failure. See the error log for the actual replacement strategy.

---

**BC700E07****Explanation:**

During processor/memory subsystem initialization, an error was encountered: Invalid address offset size.

**Response:**

The FRU callouts are calculated at the time of the failure. See the error log for the actual replacement strategy.

---

**BC700E08****Explanation:**

A problem occurred during the IPL of the system: I2C buffer offset is too large.

**Response:**

The FRU callouts are calculated at the time of the failure. See the error log for the actual replacement strategy.

---

**BC700E09****Explanation:**

During processor/memory subsystem initialization, an error was encountered: I2C write page size is zero.

**Response:**

The FRU callouts are calculated at the time of the failure. See the error log for the actual replacement strategy.

---

**BC700E0A****Explanation:**

During processor/memory subsystem initialization, an error was encountered: cacheEeprom mm\_remove\_pages FLUSH failed.

**Response:**

The FRU callouts are calculated at the time of the failure. See the error log for the actual replacement strategy.

---

**BC700E0B****Explanation:**

During processor/memory subsystem initialization, an error was encountered: cacheEeprom mm\_remove\_pages FLUSH failed.

**Response:**

The FRU callouts are calculated at the time of the failure. See the error log for the actual replacement strategy.

---

**BC700E0C****Explanation:**

During processor/memory subsystem initialization, an error was encountered: buildEepromRecordHeader invalid mux target.

**Response:**

The FRU callouts are calculated at the time of the failure. See the error log for the actual replacement strategy.

---

**BC700E0D****Explanation:**

Soft error in Firmware.

**Response:**

The FRU callouts are calculated at the time of the failure. See the error log for the actual replacement strategy.

---

**BC700E0E****Explanation:**

Firmware detected new part and is restarting.

**Response:**

The FRU callouts are calculated at the time of the failure. See the error log for the actual replacement strategy.

---

**BC700F01****Explanation:**

During processor/memory subsystem initialization, an error was encountered: Interrupt type already registered.

**Response:**

The FRU callouts are calculated at the time of the failure. See the error log for the actual replacement strategy.

---

**BC700F02****Explanation:**

During processor/memory subsystem initialization, an error was encountered: Interrupt resource provider not initialized yet.

**Response:**

The FRU callouts are calculated at the time of the failure. See the error log for the actual replacement strategy.

---

**BC700F03****Explanation:**

During processor/memory subsystem initialization, an error was encountered: Interrupt resource provider not initialized yet.

**Response:**

The FRU callouts are calculated at the time of the failure. See the error log for the actual replacement strategy.

---

**BC700F04****Explanation:**

During processor/memory subsystem initialization, an error was encountered.

**Response:**

The FRU callouts are calculated at the time of the failure. Examine the error log for the actual replacement strategy.

---

**BC700F05****Explanation:**

During processor/memory subsystem initialization, an error was encountered.

**Response:**

The FRU callouts are calculated at the time of the failure. Examine the error log for the actual replacement strategy.

---

**BC700F07****Explanation:**

During processor/memory subsystem initialization, an error was encountered: Error mapping in memory.

**Response:**

The FRU callouts are calculated at the time of the failure. See the error log for the actual replacement strategy.

---

**BC700F08****Explanation:**

During processor/memory subsystem initialization, an error was encountered: Unexpected RC from issuing PSIH B EOI store.

**Response:**

The FRU callouts are calculated at the time of the failure. See the error log for the actual replacement strategy.

---

**BC700F09****Explanation:**

During processor/memory subsystem initialization, an error was encountered: Error unmasking interrupt source.

**Response:**

The FRU callouts are calculated at the time of the failure. See the error log for the actual replacement strategy.

---

**BC700F0C****Explanation:**

During processor/memory subsystem initialization, an error was encountered: Error encountered sending coalesce message to INTRP.

**Response:**

The FRU callouts are calculated at the time of the failure. See the error log for the actual replacement strategy.

---

**BC700F0D****Explanation:**

During processor/memory subsystem initialization, an error was encountered: Error encountered routing IPC message.

**Response:**

The FRU callouts are calculated at the time of the failure. See the error log for the actual replacement strategy.

---

**BC700F0E****Explanation:**

Error handling processor interrupts.

**Response:**

The FRU callouts are calculated at the time of the failure. See the error log for the actual replacement strategy.

---

**BC701001****Explanation:**

Service Processor Firmware couldn't detect any functional master processor required to boot the host.

**Response:**

The FRU callouts are calculated at the time of the failure. See the error log for the actual replacement strategy.

---

**BC701002****Explanation:**

During processor/memory subsystem initialization, an error was encountered: MDMT could not find a functional node.

**Response:**

The FRU callouts are calculated at the time of the failure. See the error log for the actual replacement strategy.

---

**BC701003****Explanation:**

Host failed to boot because there was a problem configuring Time Of Day on the Host processors.

**Response:**

The FRU callouts are calculated at the time of the failure. See the error log for the actual replacement strategy.

---

**BC701004****Explanation:**

During processor/memory subsystem initialization, an error was encountered.

**Response:**

The FRU callouts are calculated at the time of the failure. Examine the error log for the actual replacement strategy.

---

**BC701005****Explanation:**

Service Processor Firmware encountered an internal error.

**Response:**

The FRU callouts are calculated at the time of the failure. See the error log for the actual replacement strategy.

---

**BC701006**

**Explanation:**

During processor/memory subsystem initialization, an error was encountered: Error: Unsupported bus port was detected for the specified bus type. Possible Causes: Invalid bus configuration in targeting, or getBusPort method has not been updated to support all the possible port for a bus on a given system type. Resolution: Development team should be contacted.

**Response:**

The FRU callouts are calculated at the time of the failure. See the error log for the actual replacement strategy.

---

**BC701007**

**Explanation:**

Host failed to boot because there was a problem configuring Time Of Day on the Host processors.

**Response:**

The FRU callouts are calculated at the time of the failure. See the error log for the actual replacement strategy.

---

**BC701008**

**Explanation:**

Host failed to boot because there was a problem configuring Time Of Day on the Host processors.

**Response:**

The FRU callouts are calculated at the time of the failure. See the error log for the actual replacement strategy.

---

**BC701009**

**Explanation:**

Service Processor Firmware encountered an internal error.

**Response:**

The FRU callouts are calculated at the time of the failure. See the error log for the actual replacement strategy.

---

**BC70100A**

**Explanation:**

During processor/memory subsystem initialization, an error was encountered.

**Response:**

The FRU callouts are calculated at the time of the failure. Examine the error log for the actual replacement strategy.

---

**BC70100B**

**Explanation:**

During processor/memory subsystem initialization, an error was encountered.

**Response:**

The FRU callouts are calculated at the time of the failure. Examine the error log for the actual replacement strategy.

---

**BC70100C**

**Explanation:**

An internal error occurred. This will force the Time of Day function to run with complete redundancy.

**Response:**

The FRU callouts are calculated at the time of the failure. See the error log for the actual replacement strategy.

---

**BC70100D**

**Explanation:**

Host failed to boot because there was a problem configuring Time Of Day on the Host processors.

**Response:**

The FRU callouts are calculated at the time of the failure. See the error log for the actual replacement strategy.

---

**BC70100E**

**Explanation:**

During processor/memory subsystem initialization, an error was encountered.

**Response:**

The FRU callouts are calculated at the time of the failure. Examine the error log for the actual replacement strategy.

---

**BC70100F**

**Explanation:**

During processor/memory subsystem initialization, an error was encountered.

**Response:**

The FRU callouts are calculated at the time of the failure. Examine the error log for the actual replacement strategy.

---

**BC701011**

**Explanation:**

Service Processor Firmware encountered an internal error.

**Response:**

The FRU callouts are calculated at the time of the failure. See the error log for the actual replacement strategy.

---

**BC701012****Explanation:**

Service Processor Firmware encountered an internal error.

**Response:**

The FRU callouts are calculated at the time of the failure. See the error log for the actual replacement strategy.

---

**BC701013****Explanation:**

Host failed to boot because there was a problem configuring Time Of Day on the Host processors.

**Response:**

The FRU callouts are calculated at the time of the failure. See the error log for the actual replacement strategy.

---

**BC701014****Explanation:**

Service Processor Firmware encountered an internal error.

**Response:**

The FRU callouts are calculated at the time of the failure. See the error log for the actual replacement strategy.

---

**BC701015****Explanation:**

There was a problem in configuring Time Of Day on the Host processor.

**Response:**

The FRU callouts are calculated at the time of the failure. See the error log for the actual replacement strategy.

---

**BC701017****Explanation:**

Service Processor Firmware encountered an internal error.

**Response:**

The FRU callouts are calculated at the time of the failure. See the error log for the actual replacement strategy.

---

**BC701019****Explanation:**

Service Processor Firmware encountered an internal error.

**Response:**

The FRU callouts are calculated at the time of the failure. See the error log for the actual replacement strategy.

---

**BC70101A****Explanation:**

An internal error occurred. This will force the Time of Day function to run with complete redundancy.

**Response:**

The FRU callouts are calculated at the time of the failure. See the error log for the actual replacement strategy.

---

**BC701101****Explanation:**

A problem occurred during the IPL of the system.

**Response:**

The FRU callouts are calculated at the time of the failure. See the error log for the actual replacement strategy.

---

**BC701102****Explanation:**

During processor/memory subsystem initialization, an error was encountered: Message from service processor. Message type is not within a valid range. Message dropped.

**Response:**

The FRU callouts are calculated at the time of the failure. See the error log for the actual replacement strategy.

---

**BC701104****Explanation:**

A problem occurred during the IPL of the system.

**Response:**

The FRU callouts are calculated at the time of the failure. See the error log for the actual replacement strategy.

---

**BC701105****Explanation:**

During processor/memory subsystem initialization, an error was encountered: Message from service processor. An invalid message queue ID or message type was sent to the service processor.

**Response:**

The FRU callouts are calculated at the time of the failure. See the error log for the actual replacement strategy.

---

**BC701107****Explanation:**

During processor/memory subsystem initialization, an error was encountered: Message queue already registered with mailbox using a different queue.

**Response:**

The FRU callouts are calculated at the time of the failure. See the error log for the actual replacement strategy.

---

**BC701109**

**Explanation:**

During processor/memory subsystem initialization, an error was encountered: Retry failed. Bad status indicated in PIB status reg.

**Response:**

The FRU callouts are calculated at the time of the failure. See the error log for the actual replacement strategy.

---

**BC70110A**

**Explanation:**

During processor/memory subsystem initialization, an error was encountered: Mailbox Data Write attempted before ACK.

**Response:**

The FRU callouts are calculated at the time of the failure. See the error log for the actual replacement strategy.

---

**BC70110B**

**Explanation:**

During processor/memory subsystem initialization, an error was encountered: Mailbox Hardware detected parity error.

**Response:**

The FRU callouts are calculated at the time of the failure. See the error log for the actual replacement strategy.

---

**BC70110C**

**Explanation:**

During processor/memory subsystem initialization, an error was encountered: Invalid message type sent to mailbox msgQ.

**Response:**

The FRU callouts are calculated at the time of the failure. See the error log for the actual replacement strategy.

---

**BC70110D**

**Explanation:**

During processor/memory subsystem initialization, an error was encountered: Host boot mailbox service is not available at this time.

**Response:**

The FRU callouts are calculated at the time of the failure. See the error log for the actual replacement strategy.

---

**BC70110E**

**Explanation:**

During processor/memory subsystem initialization, an error was encountered: Failed to allocate a DMA buffer. Message dropped.

**Response:**

The FRU callouts are calculated at the time of the failure. See the error log for the actual replacement strategy.

---

**BC70110F**

**Explanation:**

During processor/memory subsystem initialization, an error was encountered: Could not register mailbox message queue.

**Response:**

The FRU callouts are calculated at the time of the failure. See the error log for the actual replacement strategy.

---

**BC701110**

**Explanation:**

During processor/memory subsystem initialization, an error was encountered: Mailbox is disabled, message dropped.

**Response:**

The FRU callouts are calculated at the time of the failure. See the error log for the actual replacement strategy.

---

**BC701111**

**Explanation:**

During processor/memory subsystem initialization, an error was encountered: An invalid node was specified.

**Response:**

The FRU callouts are calculated at the time of the failure. See the error log for the actual replacement strategy.

---

**BC701112**

**Explanation:**

During processor/memory subsystem initialization, an error was encountered: Invalid msg or msg queue.

**Response:**

The FRU callouts are calculated at the time of the failure. See the error log for the actual replacement strategy.

---

**BC701113**

**Explanation:**

During processor/memory subsystem initialization, an error was encountered: IPC Message data corrupted.

**Response:**

The FRU callouts are calculated at the time of the failure. See the error log for the actual replacement strategy.

---

**BC701202**

**Explanation:**

During processor/memory subsystem initialization, an error was encountered: Invalid address and size returned from HDAT.

**Response:**

The FRU callouts are calculated at the time of the failure. See the error log for the actual replacement strategy.

---

**BC701204**

**Explanation:**

During processor/memory subsystem initialization, an error was encountered: Cannot unmap the source table section.

**Response:**

The FRU callouts are calculated at the time of the failure. See the error log for the actual replacement strategy.

---

**BC701205**

**Explanation:**

During processor/memory subsystem initialization, an error was encountered: Cannot unmap the source table section.

**Response:**

The FRU callouts are calculated at the time of the failure. See the error log for the actual replacement strategy.

---

**BC701207**

**Explanation:**

During processor/memory subsystem initialization, an error was encountered: MDRT table is not big enough to hold all entries.

**Response:**

The FRU callouts are calculated at the time of the failure. See the error log for the actual replacement strategy.

---

**BC701209**

**Explanation:**

During processor/memory subsystem initialization, an error was encountered: MDDT table is not big enough to hold all src entries.

**Response:**

The FRU callouts are calculated at the time of the failure. See the error log for the actual replacement strategy.

---

**BC70120A**

**Explanation:**

During processor/memory subsystem initialization, an error was encountered: MDDT table is not big enough to hold all src entries.

**Response:**

The FRU callouts are calculated at the time of the failure. See the error log for the actual replacement strategy.

---

**BC70120B**

**Explanation:**

During processor/memory subsystem initialization, an error was encountered: MDST table entry with page aligned is greater than 32GB.

**Response:**

The FRU callouts are calculated at the time of the failure. See the error log for the actual replacement strategy.

---

**BC70120C**

**Explanation:**

During processor/memory subsystem initialization, an error was encountered: MDDT table entry with page aligned is greater than 32GB.

**Response:**

The FRU callouts are calculated at the time of the failure. See the error log for the actual replacement strategy.

---

**BC701301**

**Explanation:**

During processor/memory subsystem initialization, an error was encountered: Unexpected data from LPC-UART interface.

**Response:**

The FRU callouts are calculated at the time of the failure. See the error log for the actual replacement strategy.

---

**BC701302**

**Explanation:**

During processor/memory subsystem initialization, an error was encountered: Timeout from LPC-UART interface.

**Response:**

The FRU callouts are calculated at the time of the failure. See the error log for the actual replacement strategy.

---

**BC701401**



**Explanation:**

During processor/memory subsystem initialization, an error was encountered: A maint command HW timed out.

**Response:**

The FRU callouts are calculated at the time of the failure. See the error log for the actual replacement strategy.

---

**BC701402****Explanation:**

During processor/memory subsystem initialization, an error was encountered: A maint command SW timed out.

**Response:**

The FRU callouts are calculated at the time of the failure. See the error log for the actual replacement strategy.

---

**BC701403****Explanation:**

Task handling mainstore init crashed.

**Response:**

The FRU callouts are calculated at the time of the failure. See the error log for the actual replacement strategy.

---

**BC701602****Explanation:**

A problem occurred during the IPL of the system.

**Response:**

The FRU callouts are calculated at the time of the failure. See the error log for the actual replacement strategy.

---

**BC701603****Explanation:**

During processor/memory subsystem initialization, an error was encountered: End of file reached.

**Response:**

The FRU callouts are calculated at the time of the failure. See the error log for the actual replacement strategy.

---

**BC701604****Explanation:**

During processor/memory subsystem initialization, an error was encountered: Unable to load LID via host interface.

**Response:**

The FRU callouts are calculated at the time of the failure. See the error log for the actual replacement strategy.

---

**BC701605****Explanation:**

During processor/memory subsystem initialization, an error was encountered: DMA message contains data for wrong LID.

**Response:**

The FRU callouts are calculated at the time of the failure. See the error log for the actual replacement strategy.

---

**BC701606****Explanation:**

During processor/memory subsystem initialization, an error was encountered: Insufficient space provided for LID by calling function.

**Response:**

The FRU callouts are calculated at the time of the failure. See the error log for the actual replacement strategy.

---

**BC701607****Explanation:**

During processor/memory subsystem initialization, an error was encountered: Invalid Message type received from service processor when transferring LID pages.

**Response:**

The FRU callouts are calculated at the time of the failure. See the error log for the actual replacement strategy.

---

**BC701608****Explanation:**

During processor/memory subsystem initialization, an error was encountered: Insufficient space provided for LID by calling function.

**Response:**

The FRU callouts are calculated at the time of the failure. See the error log for the actual replacement strategy.

---

**BC701609****Explanation:**

During processor/memory subsystem initialization, an error was encountered: Unable to unload LID via host interface.

**Response:**

The FRU callouts are calculated at the time of the failure. See the error log for the actual replacement strategy.

---

**BC70160A****Explanation:**

During processor/memory subsystem initialization, an error was encountered: Unable to find Lid.

**Response:**

The FRU callouts are calculated at the time of the failure. See the error log for the actual replacement strategy.

---

**BC70160B****Explanation:**

Firmware error during boot.

**Response:**

The FRU callouts are calculated at the time of the failure. See the error log for the actual replacement strategy.

---

**BC70160C****Explanation:**

A problem occurred during the IPL of the system.

**Response:**

The FRU callouts are calculated at the time of the failure. See the error log for the actual replacement strategy.

---

**BC70160D****Explanation:**

A problem occurred during the IPL of the system.

**Response:**

The FRU callouts are calculated at the time of the failure. See the error log for the actual replacement strategy.

---

**BC70160E****Explanation:**

A problem occurred during the IPL of the system.

**Response:**

The FRU callouts are calculated at the time of the failure. See the error log for the actual replacement strategy.

---

**BC70160F****Explanation:**

A problem occurred during the IPL of the system.

**Response:**

The FRU callouts are calculated at the time of the failure. See the error log for the actual replacement strategy.

---

**BC701610****Explanation:**

A problem occurred during the IPL of the system.

**Response:**

The FRU callouts are calculated at the time of the failure. See the error log for the actual replacement strategy.

---

**BC701611****Explanation:**

A problem occurred during the IPL of the system.

**Response:**

The FRU callouts are calculated at the time of the failure. See the error log for the actual replacement strategy.

---

**BC701612****Explanation:**

A problem occurred during the IPL of the system.

**Response:**

The FRU callouts are calculated at the time of the failure. See the error log for the actual replacement strategy.

---

**BC701613****Explanation:**

A problem occurred during the IPL of the system.

**Response:**

The FRU callouts are calculated at the time of the failure. See the error log for the actual replacement strategy.

---

**BC701615****Explanation:**

A problem occurred during the IPL of the system.

**Response:**

The FRU callouts are calculated at the time of the failure. See the error log for the actual replacement strategy.

---

**BC701616****Explanation:**

Firmware Error.

**Response:**

The FRU callouts are calculated at the time of the failure. See the error log for the actual replacement strategy.

---

**BC701617****Explanation:**

Firmware Error.

**Response:**

The FRU callouts are calculated at the time of the failure. See the error log for the actual replacement strategy.

---

**BC701618****Explanation:**

Firmware Error.

**Response:**

The FRU callouts are calculated at the time of the failure. See the error log for the actual replacement strategy.

---

**BC70161A****Explanation:**

Firmware Error.

**Response:**

The FRU callouts are calculated at the time of the failure. See the error log for the actual replacement strategy.

---

**BC70161B**

**Explanation:**

Firmware Error.

**Response:**

The FRU callouts are calculated at the time of the failure. See the error log for the actual replacement strategy.

---

**BC70161C**

**Explanation:**

Firmware encountered an internal error.

**Response:**

The FRU callouts are calculated at the time of the failure. See the error log for the actual replacement strategy.

---

**BC70161D**

**Explanation:**

Firmware load error.

**Response:**

The FRU callouts are calculated at the time of the failure. See the error log for the actual replacement strategy.

---

**BC701700**

**Explanation:**

During processor/memory subsystem initialization, an error was encountered: Request given to load payload into mirrored memory, but no mirrored memory exists at that location.

**Response:**

The FRU callouts are calculated at the time of the failure. See the error log for the actual replacement strategy.

---

**BC701701**

**Explanation:**

During processor/memory subsystem initialization, an error was encountered: Failure extending memory to after exiting cache contained mode.

**Response:**

The FRU callouts are calculated at the time of the failure. See the error log for the actual replacement strategy.

---

**BC701702**

**Explanation:**

A problem occurred during the IPL of the system.

**Response:**

The FRU callouts are calculated at the time of the failure. Examine the error log for the actual replacement strategy.

---

**BC701703**

**Explanation:**

During processor/memory subsystem initialization, an error was encountered: IStep failed, see other log(s) with the same PLID for reason.

**Response:**

The FRU callouts are calculated at the time of the failure. See the error log for the actual replacement strategy.

---

**BC701704**

**Explanation:**

A problem occurred during the IPL of the system.

**Response:**

The FRU callouts are calculated at the time of the failure. See the error log for the actual replacement strategy.

---

**BC701705**

**Explanation:**

During processor/memory subsystem initialization, an error was encountered: Kernel returned error when trying to activate core.

**Response:**

The FRU callouts are calculated at the time of the failure. See the error log for the actual replacement strategy.

---

**BC701706**

**Explanation:**

During processor/memory subsystem initialization, an error was encountered: cpu\_master\_winkle returned an error.

**Response:**

The FRU callouts are calculated at the time of the failure. See the error log for the actual replacement strategy.

---

**BC701707**

**Explanation:**

A problem occurred during the IPL of the system.

**Response:**

The FRU callouts are calculated at the time of the failure. See the error log for the actual replacement strategy.

---

**BC701708**

**Explanation:**

A problem occurred during the IPL of the system.

**Response:**

The FRU callouts are calculated at the time of the failure. Examine the error log for the actual replacement strategy.

---

**BC701709****Explanation:**

During processor/memory subsystem initialization, an error was encountered: Call to getParentAffinityTarget requesting the number of EX chips with parent affinity to a core, returned an incorrect vector size, the expected size is 1.

**Response:**

The FRU callouts are calculated at the time of the failure. See the error log for the actual replacement strategy.

---

**BC70170A****Explanation:**

A problem occurred during the IPL of the system.

**Response:**

The FRU callouts are calculated at the time of the failure. See the error log for the actual replacement strategy.

---

**BC70170B****Explanation:**

A problem isolated to firmware or firmware customization occurred during the IPL of the system.

**Response:**

The FRU callouts are calculated at the time of the failure. See the error log for the actual replacement strategy.

---

**BC70170C****Explanation:**

Platform generated error. See User Data.

**Response:**

The FRU callouts are calculated at the time of the failure. See the error log for the actual replacement strategy.

---

**BC70170D****Explanation:**

A problem isolated to firmware or firmware customization occurred during the IPL of the system.

**Response:**

The FRU callouts are calculated at the time of the failure. See the error log for the actual replacement strategy.

---

**BC70170E****Explanation:**

A problem isolated to firmware or firmware customization occurred during the IPL of the system.

**Response:**

The FRU callouts are calculated at the time of the failure. See the error log for the actual replacement strategy.

---

**BC701711****Explanation:**

Platform generated error. See User Data.

**Response:**

The FRU callouts are calculated at the time of the failure. See the error log for the actual replacement strategy.

---

**BC701712****Explanation:**

Platform generated error.

**Response:**

The FRU callouts are calculated at the time of the failure. See the error log for the actual replacement strategy.

---

**BC701713****Explanation:**

Platform generated error. See User Data.

**Response:**

The FRU callouts are calculated at the time of the failure. See the error log for the actual replacement strategy.

---

**BC701714****Explanation:**

A problem occurred during the IPL of the system.

**Response:**

The FRU callouts are calculated at the time of the failure. See the error log for the actual replacement strategy.

---

**BC701715****Explanation:**

A problem occurred during the IPL of the system.

**Response:**

The FRU callouts are calculated at the time of the failure. See the error log for the actual replacement strategy.

---

**BC701716****Explanation:**

A problem occurred during the IPL of the system.

**Response:**

The FRU callouts are calculated at the time of the failure. See the error log for the actual replacement strategy.

---

**BC70171A****Explanation:**

A problem occurred during the IPL of the system.

**Response:**

The FRU callouts are calculated at the time of the failure. See the error log for the actual replacement strategy.

---

**BC70171B****Explanation:**

A problem occurred during the IPL of the system.

**Response:**

The FRU callouts are calculated at the time of the failure. See the error log for the actual replacement strategy.

---

**BC70171C****Explanation:**

A problem occurred during the IPL of the system.

**Response:**

The FRU callouts are calculated at the time of the failure. See the error log for the actual replacement strategy.

---

**BC70171D****Explanation:**

Platform security problem detected.

**Response:**

The FRU callouts are calculated at the time of the failure. See the error log for the actual replacement strategy.

---

**BC70171E****Explanation:**

During processor/memory subsystem initialization, an error was encountered: There is no functional memory.

**Response:**

The FRU callouts are calculated at the time of the failure. See the error log for the actual replacement strategy.

---

**BC70171F****Explanation:**

A problem occurred during the IPL of the system.

**Response:**

The FRU callouts are calculated at the time of the failure. See the error log for the actual replacement strategy.

---

**BC701720****Explanation:**

A problem occurred during the IPL of the system.

**Response:**

The FRU callouts are calculated at the time of the failure. See the error log for the actual replacement strategy.

---

**BC701721****Explanation:**

Platform security problem detected.

**Response:**

The FRU callouts are calculated at the time of the failure. See the error log for the actual replacement strategy.

---

**BC701722****Explanation:**

Platform security problem detected.

**Response:**

The FRU callouts are calculated at the time of the failure. See the error log for the actual replacement strategy.

---

**BC701723****Explanation:**

Platform security problem detected.

**Response:**

The FRU callouts are calculated at the time of the failure. See the error log for the actual replacement strategy.

---

**BC701724****Explanation:**

Platform security problem detected.

**Response:**

The FRU callouts are calculated at the time of the failure. See the error log for the actual replacement strategy.

---

**BC701725****Explanation:**

Platform security problem detected.

**Response:**

The FRU callouts are calculated at the time of the failure. See the error log for the actual replacement strategy.

---

**BC701726****Explanation:**

Platform security problem detected.

**Response:**

The FRU callouts are calculated at the time of the failure. See the error log for the actual replacement strategy.

---

**BC701727****Explanation:**

Platform security problem detected.

**Response:**

The FRU callouts are calculated at the time of the failure. See the error log for the actual replacement strategy.

---

**BC701728****Explanation:**

Platform security problem detected.

**Response:**

The FRU callouts are calculated at the time of the failure. See the error log for the actual replacement strategy.

---

**BC701729****Explanation:**

Host firmware did not find enough hardware to continue the boot.

**Response:**

The FRU callouts are calculated at the time of the failure. See the error log for the actual replacement strategy.

---

**BC701732****Explanation:**

Illegal action during boot.

**Response:**

The FRU callouts are calculated at the time of the failure. See the error log for the actual replacement strategy.

---

**BC701735****Explanation:**

A problem occurred during the IPL of the system.

**Response:**

The FRU callouts are calculated at the time of the failure. See the error log for the actual replacement strategy.

---

**BC701736****Explanation:**

A problem occurred during the IPL of the system.

**Response:**

The FRU callouts are calculated at the time of the failure. See the error log for the actual replacement strategy.

---

**BC701737****Explanation:**

A problem occurred during the IPL of the system.

**Response:**

The FRU callouts are calculated at the time of the failure. See the error log for the actual replacement strategy.

---

**BC701738****Explanation:**

Processor Error.

**Response:**

The FRU callouts are calculated at the time of the failure. See the error log for the actual replacement strategy.

---

**BC701739****Explanation:**

A problem occurred during the IPL of the system and the system will reboot.

**Response:**

The FRU callouts are calculated at the time of the failure. See the error log for the actual replacement strategy.

---

**BC70173A****Explanation:**

A problem occurred during the IPL of the system.

**Response:**

The FRU callouts are calculated at the time of the failure. See the error log for the actual replacement strategy.

---

**BC701740****Explanation:**

During processor/memory subsystem initialization, an error was encountered: messages from other nodes have not returned in time.

**Response:**

The FRU callouts are calculated at the time of the failure. See the error log for the actual replacement strategy.

---

**BC701741****Explanation:**

During processor/memory subsystem initialization, an error was encountered: Freq attribute DATA timer thread failed.

**Response:**

The FRU callouts are calculated at the time of the failure. See the error log for the actual replacement strategy.

---

**BC701742****Explanation:**

Incompatible processor modules installed between drawers.

**Response:**

The FRU callouts are calculated at the time of the failure. See the error log for the actual replacement strategy.

---

**BC701743****Explanation:**

Incompatible processor modules installed between drawers.

**Response:**

The FRU callouts are calculated at the time of the failure. See the error log for the actual replacement strategy.

---

**BC701744****Explanation:**

Incompatible processor modules installed between drawers.

**Response:**

The FRU callouts are calculated at the time of the failure. See the error log for the actual replacement strategy.

---

**BC701745****Explanation:**

Incompatible processor modules installed between drawers.

**Response:**

The FRU callouts are calculated at the time of the failure. See the error log for the actual replacement strategy.

---

**BC701746****Explanation:**

Incompatible processor modules installed between drawers.

**Response:**

The FRU callouts are calculated at the time of the failure. See the error log for the actual replacement strategy.

---

**BC701747****Explanation:**

Host firmware did not find valid hardware to continue the boot.

**Response:**

The FRU callouts are calculated at the time of the failure. See the error log for the actual replacement strategy.

---

**BC701748****Explanation:**

Platform security problem detected.

**Response:**

The FRU callouts are calculated at the time of the failure. See the error log for the actual replacement strategy.

---

**BC701749****Explanation:**

Platform security problem detected.

**Response:**

The FRU callouts are calculated at the time of the failure. See the error log for the actual replacement strategy.

---

**BC70174A****Explanation:**

There was an error training the SMP cables.

**Response:**

The FRU callouts are calculated at the time of the failure. See the error log for the actual replacement strategy.

---

**BC701750****Explanation:**

Platform security problem detected.

**Response:**

The FRU callouts are calculated at the time of the failure. See the error log for the actual replacement strategy.

---

**BC701752****Explanation:**

Platform security problem detected.

**Response:**

The FRU callouts are calculated at the time of the failure. See the error log for the actual replacement strategy.

---

**BC701803****Explanation:**

Task analyzing HW errors has failed.

**Response:**

The FRU callouts are calculated at the time of the failure. See the error log for the actual replacement strategy.

---

**BC701804****Explanation:**

Task analyzing HW errors has failed.

**Response:**

The FRU callouts are calculated at the time of the failure. See the error log for the actual replacement strategy.

---

**BC701901****Explanation:**

A problem occurred during the IPL of the system.

**Response:**

The FRU callouts are calculated at the time of the failure. See the error log for the actual replacement strategy.

---

**BC701902****Explanation:**

A problem occurred during the IPL of the system.

**Response:**

The FRU callouts are calculated at the time of the failure. See the error log for the actual replacement strategy.

---

**BC701903****Explanation:**

A problem occurred during the IPL of the system.

**Response:**

The FRU callouts are calculated at the time of the failure. See the error log for the actual replacement strategy.

---

**BC701904****Explanation:**

A problem occurred during the IPL of the system.

**Response:**

The FRU callouts are calculated at the time of the failure. See the error log for the actual replacement strategy.

---

**BC70190C****Explanation:**

A problem occurred during the IPL of the system.

**Response:**

The FRU callouts are calculated at the time of the failure. See the error log for the actual replacement strategy.

---

**BC701A01****Explanation:**

During processor/memory subsystem initialization, an error was encountered.

**Response:**

The FRU callouts are calculated at the time of the failure. Examine the error log for the actual replacement strategy.

---

**BC701A02****Explanation:**

During processor/memory subsystem initialization, an error was encountered: HDAT Header data not as expected.

**Response:**

The FRU callouts are calculated at the time of the failure. See the error log for the actual replacement strategy.

---

**BC701A03****Explanation:**

During processor/memory subsystem initialization, an error was encountered: Tuple is unallocated.

**Response:**

The FRU callouts are calculated at the time of the failure. See the error log for the actual replacement strategy.

---

**BC701A04****Explanation:**

During processor/memory subsystem initialization, an error was encountered: Section is not valid in standalone mode.

**Response:**

The FRU callouts are calculated at the time of the failure. See the error log for the actual replacement strategy.

---

**BC701A05****Explanation:**

During processor/memory subsystem initialization, an error was encountered: Error mapping in memory.

**Response:**

The FRU callouts are calculated at the time of the failure. See the error log for the actual replacement strategy.

---

**BC701A08****Explanation:**

During processor/memory subsystem initialization, an error was encountered: There is no host data for specified kind of payload.

**Response:**

The FRU callouts are calculated at the time of the failure. See the error log for the actual replacement strategy.

---

**BC701A09****Explanation:**

During processor/memory subsystem initialization, an error was encountered.

**Response:**

The FRU callouts are calculated at the time of the failure. Examine the error log for the actual replacement strategy.

---

**BC701A0A****Explanation:**

During processor/memory subsystem initialization, an error was encountered: NACA data doesn't seem right.

**Response:**

The FRU callouts are calculated at the time of the failure. See the error log for the actual replacement strategy.

---

**BC701A0B****Explanation:**

During processor/memory subsystem initialization, an error was encountered: HDAT data block falls outside valid range.

**Response:**



The FRU callouts are calculated at the time of the failure. See the error log for the actual replacement strategy.

---

**BC701A0C****Explanation:**

During processor/memory subsystem initialization, an error was encountered: Unknown section requested.

**Response:**

The FRU callouts are calculated at the time of the failure. See the error log for the actual replacement strategy.

---

**BC701A0E****Explanation:**

During processor/memory subsystem initialization, an error was encountered.

**Response:**

The FRU callouts are calculated at the time of the failure. Examine the error log for the actual replacement strategy.

---

**BC701A0F****Explanation:**

During processor/memory subsystem initialization, an error was encountered.

**Response:**

The FRU callouts are calculated at the time of the failure. Examine the error log for the actual replacement strategy.

---

**BC701A10****Explanation:**

During processor/memory subsystem initialization, an error was encountered.

**Response:**

The FRU callouts are calculated at the time of the failure. Examine the error log for the actual replacement strategy.

---

**BC701A11****Explanation:**

During processor/memory subsystem initialization, an error was encountered.

**Response:**

The FRU callouts are calculated at the time of the failure. Examine the error log for the actual replacement strategy.

---

**BC701A12****Explanation:**

During processor/memory subsystem initialization, an error was encountered.

**Response:**

The FRU callouts are calculated at the time of the failure. Examine the error log for the actual replacement strategy.

---

**BC701A14****Explanation:**

During processor/memory subsystem initialization, an error was encountered.

**Response:**

The FRU callouts are calculated at the time of the failure. Examine the error log for the actual replacement strategy.

---

**BC701A15****Explanation:**

During processor/memory subsystem initialization, an error was encountered.

**Response:**

The FRU callouts are calculated at the time of the failure. Examine the error log for the actual replacement strategy.

---

**BC701A16****Explanation:**

During processor/memory subsystem initialization, an error was encountered: Could not find a valid SPIRA of any type.

**Response:**

The FRU callouts are calculated at the time of the failure. See the error log for the actual replacement strategy.

---

**BC701A18****Explanation:**

During processor/memory subsystem initialization, an error was encountered.

**Response:**

The FRU callouts are calculated at the time of the failure. Examine the error log for the actual replacement strategy.

---

**BC701A19****Explanation:**

During processor/memory subsystem initialization, an error was encountered: No associated DMI targeting target(s) found for given MEMBUF targeting target.

**Response:**

The FRU callouts are calculated at the time of the failure. See the error log for the actual replacement strategy.

---

**BC701A1A****Explanation:**

During processor/memory subsystem initialization, an error was encountered: The targeting type of the input targeting target is not supported by runtime code.

**Response:**

The FRU callouts are calculated at the time of the failure. See the error log for the actual replacement strategy.

---

**BC701A1B**

**Explanation:**

During processor/memory subsystem initialization, an error was encountered: No processor targeting target was found for the given targeting target.

**Response:**

The FRU callouts are calculated at the time of the failure. See the error log for the actual replacement strategy.

---

**BC701A1C**

**Explanation:**

Kernel failed to unmap memory.

**Response:**

The FRU callouts are calculated at the time of the failure. See the error log for the actual replacement strategy.

---

**BC701A1D**

**Explanation:**

During processor/memory subsystem initialization, an error was encountered: PM load complex unknown mode.

**Response:**

The FRU callouts are calculated at the time of the failure. See the error log for the actual replacement strategy.

---

**BC701A1E**

**Explanation:**

During processor/memory subsystem initialization, an error was encountered: HCODE scom update runtime interface not linked.

**Response:**

The FRU callouts are calculated at the time of the failure. See the error log for the actual replacement strategy.

---

**BC701A1F**

**Explanation:**

During processor/memory subsystem initialization, an error was encountered: HCODE SCOM update error.

**Response:**

The FRU callouts are calculated at the time of the failure. See the error log for the actual replacement strategy.

---

---

**BC701A20**

**Explanation:**

Firmware error during boot.

**Response:**

The FRU callouts are calculated at the time of the failure. See the error log for the actual replacement strategy.

---

**BC701A21**

**Explanation:**

Platform security problem detected.

**Response:**

The FRU callouts are calculated at the time of the failure. See the error log for the actual replacement strategy.

---

**BC701A22**

**Explanation:**

Platform security problem detected.

**Response:**

The FRU callouts are calculated at the time of the failure. See the error log for the actual replacement strategy.

---

**BC701A23**

**Explanation:**

Unexpected boot firmware error.

**Response:**

The FRU callouts are calculated at the time of the failure. See the error log for the actual replacement strategy.

---

**BC701A24**

**Explanation:**

Platform security problem detected.

**Response:**

The FRU callouts are calculated at the time of the failure. See the error log for the actual replacement strategy.

---

**BC701A25**

**Explanation:**

Platform security problem detected.

**Response:**

The FRU callouts are calculated at the time of the failure. See the error log for the actual replacement strategy.

---

**BC701A26**

**Explanation:**

Unexpected boot firmware error.

**Response:**

The FRU callouts are calculated at the time of the failure. See the error log for the actual replacement strategy.

---

**BC701A27****Explanation:**

During processor/memory subsystem initialization, an error was encountered: Unable to fill in HB data memory.

**Response:**

The FRU callouts are calculated at the time of the failure. See the error log for the actual replacement strategy.

---

**BC701A28****Explanation:**

Internal system error occurred.

**Response:**

The FRU callouts are calculated at the time of the failure. See the error log for the actual replacement strategy.

---

**BC701A29****Explanation:**

Internal system error occurred.

**Response:**

The FRU callouts are calculated at the time of the failure. See the error log for the actual replacement strategy.

---

**BC701A2A****Explanation:**

Platform security problem detected.

**Response:**

The FRU callouts are calculated at the time of the failure. See the error log for the actual replacement strategy.

---

**BC701A2B****Explanation:**

Platform security problem detected.

**Response:**

The FRU callouts are calculated at the time of the failure. See the error log for the actual replacement strategy.

---

**BC701A2C****Explanation:**

Platform security problem detected.

**Response:**

The FRU callouts are calculated at the time of the failure. See the error log for the actual replacement strategy.

---

**BC701A2D****Explanation:**

Platform security problem detected.

**Response:**

The FRU callouts are calculated at the time of the failure. See the error log for the actual replacement strategy.

---

**BC701A2E****Explanation:**

Platform security problem detected.

**Response:**

The FRU callouts are calculated at the time of the failure. See the error log for the actual replacement strategy.

---

**BC701A2F****Explanation:**

Platform security problem detected.

**Response:**

The FRU callouts are calculated at the time of the failure. See the error log for the actual replacement strategy.

---

**BC701A30****Explanation:**

Platform security problem detected.

**Response:**

The FRU callouts are calculated at the time of the failure. See the error log for the actual replacement strategy.

---

**BC701A31****Explanation:**

Platform security problem detected.

**Response:**

The FRU callouts are calculated at the time of the failure. See the error log for the actual replacement strategy.

---

**BC701A32****Explanation:**

During processor/memory subsystem initialization, an error was encountered: Error with Firmware Notify request.

**Response:**

The FRU callouts are calculated at the time of the failure. See the error log for the actual replacement strategy.

---

**BC701A34****Explanation:**

During processor/memory subsystem initialization, an error was encountered: SBE error recovery attempt failed.

**Response:**

The FRU callouts are calculated at the time of the failure. See the error log for the actual replacement strategy.

---

**BC701A35****Explanation:**

During processor/memory subsystem initialization, an error was encountered: SBE error recovery attempt failed.

**Response:**

The FRU callouts are calculated at the time of the failure. See the error log for the actual replacement strategy.

---

**BC701A37****Explanation:**

During processor/memory subsystem initialization, an error was encountered: The Firmware Request call failed.

**Response:**

The FRU callouts are calculated at the time of the failure. See the error log for the actual replacement strategy.

---

**BC701A38****Explanation:**

During processor/memory subsystem initialization, an error was encountered: The Firmware Request call failed.

**Response:**

The FRU callouts are calculated at the time of the failure. See the error log for the actual replacement strategy.

---

**BC701A39****Explanation:**

During processor/memory subsystem initialization, an error was encountered: The Firmware Request call failed.

**Response:**

The FRU callouts are calculated at the time of the failure. See the error log for the actual replacement strategy.

---

**BC701A3A****Explanation:**

Firmware encountered an internal error.

**Response:**

The FRU callouts are calculated at the time of the failure. See the error log for the actual replacement strategy.

---

**BC701A3B****Explanation:**

Firmware encountered an internal error.

**Response:**

The FRU callouts are calculated at the time of the failure. See the error log for the actual replacement strategy.

---

**BC701A3C****Explanation:**

During processor/memory subsystem initialization, an error was encountered: Attribute failed to update on HBRT side.

**Response:**

The FRU callouts are calculated at the time of the failure. See the error log for the actual replacement strategy.

---

**BC701A3D****Explanation:**

Hostboot attempted to reserve memory outside of allowed range.

**Response:**

The FRU callouts are calculated at the time of the failure. See the error log for the actual replacement strategy.

---

**BC701A3E****Explanation:**

During processor/memory subsystem initialization, an error was encountered: messages from other nodes have not returned in time.

**Response:**

The FRU callouts are calculated at the time of the failure. See the error log for the actual replacement strategy.

---

**BC701A3F****Explanation:**

During processor/memory subsystem initialization, an error was encountered: sendSBESystemConfig timer thread failed.

**Response:**

The FRU callouts are calculated at the time of the failure. See the error log for the actual replacement strategy.

---

**BC701A40****Explanation:**

Informational log containing historic data.

**Response:**

The FRU callouts are calculated at the time of the failure. See the error log for the actual replacement strategy.

---

**BC701A42****Explanation:**

Failure in the security subsystem.

**Response:**

The FRU callouts are calculated at the time of the failure. See the error log for the actual replacement strategy.

---

**BC701A43**

**Explanation:**

Failure in the security subsystem.

**Response:**

The FRU callouts are calculated at the time of the failure. See the error log for the actual replacement strategy.

---

**BC701A44**

**Explanation:**

Firmware error initializing system data structures during boot.

**Response:**

The FRU callouts are calculated at the time of the failure. See the error log for the actual replacement strategy.

---

**BC701B01**

**Explanation:**

Boot firmware has crashed with an internal error.

**Response:**

The FRU callouts are calculated at the time of the failure. See the error log for the actual replacement strategy.

---

**BC701B02**

**Explanation:**

Boot firmware has crashed with an internal error.

**Response:**

The FRU callouts are calculated at the time of the failure. See the error log for the actual replacement strategy.

---

**BC701B03**

**Explanation:**

Boot firmware has crashed with an internal error.

**Response:**

The FRU callouts are calculated at the time of the failure. See the error log for the actual replacement strategy.

---

**BC701C01**

**Explanation:**

During processor/memory subsystem initialization, an error was encountered.

**Response:**

The FRU callouts are calculated at the time of the failure. Examine the error log for the actual replacement strategy.

---

**BC701C02**

**Explanation:**

During processor/memory subsystem initialization, an error was encountered.

**Response:**

The FRU callouts are calculated at the time of the failure. Examine the error log for the actual replacement strategy.

---

**BC701C03**

**Explanation:**

During processor/memory subsystem initialization, an error was encountered: System configuration does not have a Parent DMI for the current centaur.

**Response:**

The FRU callouts are calculated at the time of the failure. See the error log for the actual replacement strategy.

---

**BC701C05**

**Explanation:**

During processor/memory subsystem initialization, an error was encountered: SUE Encountered when collecting IBSCOM Error Data.

**Response:**

The FRU callouts are calculated at the time of the failure. See the error log for the actual replacement strategy.

---

**BC701C06**

**Explanation:**

During processor/memory subsystem initialization, an error was encountered: Bus failure when attempting to perform IBSCOM operation. IBSCOM disabled.

**Response:**

The FRU callouts are calculated at the time of the failure. See the error log for the actual replacement strategy.

---

**BC701C07**

**Explanation:**

During processor/memory subsystem initialization, an error was encountered.

**Response:**

The FRU callouts are calculated at the time of the failure. Examine the error log for the actual replacement strategy.

---

**BC701C08**

**Explanation:**

During processor/memory subsystem initialization, an error was encountered: PIB error when attempting to perform IBSCOM operation.

**Response:**

The FRU callouts are calculated at the time of the failure. See the error log for the actual replacement strategy.

---

**BC701C09**

**Explanation:**

During processor/memory subsystem initialization, an error was encountered: Detected error doesn't match the address we failed on.

**Response:**

The FRU callouts are calculated at the time of the failure. See the error log for the actual replacement strategy.

---

**BC701C0A**

**Explanation:**

During processor/memory subsystem initialization, an error was encountered: Previous error disabled ibscom, so forcing a retry via FSI.

**Response:**

The FRU callouts are calculated at the time of the failure. See the error log for the actual replacement strategy.

---

**BC701D01**

**Explanation:**

A problem occurred during the IPL of the system.

**Response:**

The FRU callouts are calculated at the time of the failure. See the error log for the actual replacement strategy.

---

**BC701D03**

**Explanation:**

During processor/memory subsystem initialization, an error was encountered: The record enumeration did not have a corresponding string value.

**Response:**

The FRU callouts are calculated at the time of the failure. See the error log for the actual replacement strategy.

---

**BC701D04**

**Explanation:**

A problem occurred during the IPL of the system.

**Response:**

The FRU callouts are calculated at the time of the failure. See the error log for the actual replacement strategy.

---

**BC701D05**

**Explanation:**

During processor/memory subsystem initialization, an error was encountered: Record name does not match value expected for offset read.

**Response:**

The FRU callouts are calculated at the time of the failure. See the error log for the actual replacement strategy.

---

**BC701D06**

**Explanation:**

A problem occurred during the IPL of the system.

**Response:**

The FRU callouts are calculated at the time of the failure. See the error log for the actual replacement strategy.

---

**BC701D07**

**Explanation:**

During processor/memory subsystem initialization, an error was encountered: Invalid Basic Memory Type.

**Response:**

The FRU callouts are calculated at the time of the failure. See the error log for the actual replacement strategy.

---

**BC701D09**

**Explanation:**

A problem occurred during the IPL of the system.

**Response:**

The FRU callouts are calculated at the time of the failure. See the error log for the actual replacement strategy.

---

**BC701D0B**

**Explanation:**

A problem occurred during the IPL of the system.

**Response:**

The FRU callouts are calculated at the time of the failure. See the error log for the actual replacement strategy.

---

**BC701D0D**

**Explanation:**

A problem occurred during the IPL of the system.

**Response:**

The FRU callouts are calculated at the time of the failure. See the error log for the actual replacement strategy.

---

**BC701D0E**

**Explanation:**

A problem occurred during the IPL of the system.

**Response:**

The FRU callouts are calculated at the time of the failure. See the error log for the actual replacement strategy.

---

**BC701D0F****Explanation:**

A problem occurred during the IPL of the system.

**Response:**

The FRU callouts are calculated at the time of the failure. See the error log for the actual replacement strategy.

---

**BC701D10****Explanation:**

A problem occurred during the IPL of the system.

**Response:**

The FRU callouts are calculated at the time of the failure. See the error log for the actual replacement strategy.

---

**BC701D11****Explanation:**

A problem occurred during the IPL of the system.

**Response:**

The FRU callouts are calculated at the time of the failure. See the error log for the actual replacement strategy.

---

**BC701D13****Explanation:**

A problem occurred during the IPL of the system.

**Response:**

The FRU callouts are calculated at the time of the failure. Examine the error log for the actual replacement strategy.

---

**BC701D14****Explanation:**

A problem occurred during the IPL of the system.

**Response:**

The FRU callouts are calculated at the time of the failure. See the error log for the actual replacement strategy.

---

**BC701D15****Explanation:**

A problem occurred during the IPL of the system.

**Response:**

The FRU callouts are calculated at the time of the failure. See the error log for the actual replacement strategy.

---

**BC701D16****Explanation:**

During processor/memory subsystem initialization, an error was encountered: Requested VPD type is invalid or not supported at runtime.

**Response:**

The FRU callouts are calculated at the time of the failure. See the error log for the actual replacement strategy.

---

**BC701D18****Explanation:**

During processor/memory subsystem initialization, an error was encountered.

**Response:**

The FRU callouts are calculated at the time of the failure. Examine the error log for the actual replacement strategy.

---

**BC701D19****Explanation:**

During processor/memory subsystem initialization, an error was encountered.

**Response:**

The FRU callouts are calculated at the time of the failure. Examine the error log for the actual replacement strategy.

---

**BC701D1A****Explanation:**

During processor/memory subsystem initialization, an error was encountered: Hypervisor returned NULL address for VPD.

**Response:**

The FRU callouts are calculated at the time of the failure. See the error log for the actual replacement strategy.

---

**BC701D1B****Explanation:**

During processor/memory subsystem initialization, an error was encountered: Reserved size in memory insufficient for runtime VPD.

**Response:**

The FRU callouts are calculated at the time of the failure. See the error log for the actual replacement strategy.

---

**BC701D1C****Explanation:**

During processor/memory subsystem initialization, an error was encountered.

**Response:**

The FRU callouts are calculated at the time of the failure. Examine the error log for the actual replacement strategy.

---

**BC701D30****Explanation:**

During processor/memory subsystem initialization, an error was encountered: The VHDR was invalid.

**Response:**

The FRU callouts are calculated at the time of the failure. See the error log for the actual replacement strategy.

---

**BC701D31****Explanation:**

During processor/memory subsystem initialization, an error was encountered: Unable to resolve the VPD source (PNOR or SEEPROM).

**Response:**

The FRU callouts are calculated at the time of the failure. See the error log for the actual replacement strategy.

---

**BC701D32****Explanation:**

During processor/memory subsystem initialization, an error was encountered: writePNOR mm\_remove\_pages FLUSH failed.

**Response:**

The FRU callouts are calculated at the time of the failure. See the error log for the actual replacement strategy.

---

**BC701D33****Explanation:**

During processor/memory subsystem initialization, an error was encountered: Unexpected target type.

**Response:**

The FRU callouts are calculated at the time of the failure. See the error log for the actual replacement strategy.

---

**BC701D34****Explanation:**

During processor/memory subsystem initialization, an error was encountered: Unable to resolve the VPD destination (PNOR or SEEPROM).

**Response:**

The FRU callouts are calculated at the time of the failure. See the error log for the actual replacement strategy.

---

**BC701D35****Explanation:**

Fatal firmware boot error.

**Response:**

The FRU callouts are calculated at the time of the failure. See the error log for the actual replacement strategy.

---

**BC701D36****Explanation:**

During processor/memory subsystem initialization, an error was encountered: Invalid data length.

**Response:**

The FRU callouts are calculated at the time of the failure. See the error log for the actual replacement strategy.

---

**BC701D37****Explanation:**

During processor/memory subsystem initialization, an error was encountered: MBOX send not supported in HBRT.

**Response:**

The FRU callouts are calculated at the time of the failure. See the error log for the actual replacement strategy.

---

**BC701D3B****Explanation:**

During processor/memory subsystem initialization, an error was encountered: Node for VPD is too large.

**Response:**

The FRU callouts are calculated at the time of the failure. See the error log for the actual replacement strategy.

---

**BC701D3C****Explanation:**

Firmware error writing VPD.

**Response:**

The FRU callouts are calculated at the time of the failure. See the error log for the actual replacement strategy.

---

**BC701D3D****Explanation:**

Runtime vital product data update failure.

**Response:**

The FRU callouts are calculated at the time of the failure. See the error log for the actual replacement strategy.

---

**BC701D3E****Explanation:**

Firmware configuration error.

**Response:**

The FRU callouts are calculated at the time of the failure. See the error log for the actual replacement strategy.



---

**BC701D3F****Explanation:**

Firmware error during boot.

**Response:**

The FRU callouts are calculated at the time of the failure. See the error log for the actual replacement strategy.

---

**BC701E01****Explanation:**

During processor/memory subsystem initialization, an error was encountered.

**Response:**

The FRU callouts are calculated at the time of the failure. Examine the error log for the actual replacement strategy.

---

**BC701E02****Explanation:**

During processor/memory subsystem initialization, an error was encountered.

**Response:**

The FRU callouts are calculated at the time of the failure. Examine the error log for the actual replacement strategy.

---

**BC701E03****Explanation:**

A problem occurred during the IPL of the system.

**Response:**

The FRU callouts are calculated at the time of the failure. Examine the error log for the actual replacement strategy.

---

**BC701E05****Explanation:**

A problem occurred during the IPL of the system.

**Response:**

The FRU callouts are calculated at the time of the failure. See the error log for the actual replacement strategy.

---

**BC701E06****Explanation:**

A problem occurred during the IPL of the system.

**Response:**

The FRU callouts are calculated at the time of the failure. Examine the error log for the actual replacement strategy.

---

**BC701E07****Explanation:**

Secure Boot firmware validation failed.

**Response:**

The FRU callouts are calculated at the time of the failure. See the error log for the actual replacement strategy.

---

**BC701E09****Explanation:**

Unexpected internal firmware error.

**Response:**

The FRU callouts are calculated at the time of the failure. See the error log for the actual replacement strategy.

---

**BC701E0B****Explanation:**

Security failure occurred during the IPL of the system.

**Response:**

The FRU callouts are calculated at the time of the failure. See the error log for the actual replacement strategy.

---

**BC701E0C****Explanation:**

Boot firmware integrity issue; Reinstall boot firmware.

**Response:**

The FRU callouts are calculated at the time of the failure. See the error log for the actual replacement strategy.

---

**BC701E0D****Explanation:**

Firmware Error.

**Response:**

The FRU callouts are calculated at the time of the failure. See the error log for the actual replacement strategy.

---

**BC701E0E****Explanation:**

Platform security problem detected.

**Response:**

The FRU callouts are calculated at the time of the failure. See the error log for the actual replacement strategy.

---

**BC701E0F****Explanation:**

Firmware Error.

**Response:**

The FRU callouts are calculated at the time of the failure. See the error log for the actual replacement strategy.

---

**BC701E10****Explanation:**

Firmware Error.

**Response:**

The FRU callouts are calculated at the time of the failure. See the error log for the actual replacement strategy.

---

**BC701E11**

**Explanation:**

Firmware Error.

**Response:**

The FRU callouts are calculated at the time of the failure. See the error log for the actual replacement strategy.

---

**BC701E12**

**Explanation:**

Firmware Error.

**Response:**

The FRU callouts are calculated at the time of the failure. See the error log for the actual replacement strategy.

---

**BC701E13**

**Explanation:**

Boot firmware integrity issue; Reinstall boot firmware.

**Response:**

The FRU callouts are calculated at the time of the failure. See the error log for the actual replacement strategy.

---

**BC701E14**

**Explanation:**

Secure Boot failure.

**Response:**

The FRU callouts are calculated at the time of the failure. See the error log for the actual replacement strategy.

---

**BC701E15**

**Explanation:**

Planar jumper configuration.

**Response:**

The FRU callouts are calculated at the time of the failure. See the error log for the actual replacement strategy.

---

**BC701E17**

**Explanation:**

Could not allocate any requested SMF memory.

**Response:**

The FRU callouts are calculated at the time of the failure. See the error log for the actual replacement strategy.

---

**BC701E18**

**Explanation:**

SMF secure memory allocation request altered to satisfy memory allocation rules.

**Response:**

The FRU callouts are calculated at the time of the failure. See the error log for the actual replacement strategy.

---

**BC701E20**

**Explanation:**

Secure Boot failure.

**Response:**

The FRU callouts are calculated at the time of the failure. See the error log for the actual replacement strategy.

---

**BC701E21**

**Explanation:**

Secure Boot failure.

**Response:**

The FRU callouts are calculated at the time of the failure. See the error log for the actual replacement strategy.

---

**BC701E22**

**Explanation:**

Secure Boot failure.

**Response:**

The FRU callouts are calculated at the time of the failure. See the error log for the actual replacement strategy.

---

**BC701E23**

**Explanation:**

Secure Boot failure.

**Response:**

The FRU callouts are calculated at the time of the failure. See the error log for the actual replacement strategy.

---

**BC701E24**

**Explanation:**

Secure Boot failure.

**Response:**

The FRU callouts are calculated at the time of the failure. See the error log for the actual replacement strategy.

---

**BC701E25**

**Explanation:**

Secure Boot failure.

**Response:**

The FRU callouts are calculated at the time of the failure. See the error log for the actual replacement strategy.

---

**BC701E26****Explanation:**

Secure Boot failure.

**Response:**

The FRU callouts are calculated at the time of the failure. See the error log for the actual replacement strategy.

---

**BC701E27****Explanation:**

Secure Boot failure.

**Response:**

The FRU callouts are calculated at the time of the failure. See the error log for the actual replacement strategy.

---

**BC701E28****Explanation:**

Secure Boot failure.

**Response:**

The FRU callouts are calculated at the time of the failure. See the error log for the actual replacement strategy.

---

**BC701E29****Explanation:**

Secure Boot failure.

**Response:**

The FRU callouts are calculated at the time of the failure. See the error log for the actual replacement strategy.

---

**BC701E2A****Explanation:**

Secure Boot failure.

**Response:**

The FRU callouts are calculated at the time of the failure. See the error log for the actual replacement strategy.

---

**BC701E2B****Explanation:**

Secure Boot failure.

**Response:**

The FRU callouts are calculated at the time of the failure. See the error log for the actual replacement strategy.

---

**BC701E2D****Explanation:**

During processor/memory subsystem initialization, an error was encountered: Could not fetch primary TPM's Log.

**Response:**

The FRU callouts are calculated at the time of the failure. See the error log for the actual replacement strategy.

---

**BC701E30****Explanation:**

Trusted Boot failure.

**Response:**

The FRU callouts are calculated at the time of the failure. See the error log for the actual replacement strategy.

---

**BC701E31****Explanation:**

Trusted Boot failure.

**Response:**

The FRU callouts are calculated at the time of the failure. See the error log for the actual replacement strategy.

---

**BC701E32****Explanation:**

Trusted Boot failure.

**Response:**

The FRU callouts are calculated at the time of the failure. See the error log for the actual replacement strategy.

---

**BC701E33****Explanation:**

Trusted Boot failure.

**Response:**

The FRU callouts are calculated at the time of the failure. See the error log for the actual replacement strategy.

---

**BC701E34****Explanation:**

Trusted Boot failure.

**Response:**

The FRU callouts are calculated at the time of the failure. See the error log for the actual replacement strategy.

---

**BC701E41****Explanation:**

A problem occurred during the IPL of the system.

**Response:**

The FRU callouts are calculated at the time of the failure. See the error log for the actual replacement strategy.

---

**BC701E42****Explanation:**

A problem occurred during the IPL of the system.

**Response:**

The FRU callouts are calculated at the time of the failure. See the error log for the actual replacement strategy.

---

**BC701E43****Explanation:**

A problem occurred during the IPL of the system.

**Response:**

The FRU callouts are calculated at the time of the failure. See the error log for the actual replacement strategy.

---

**BC701E44****Explanation:**

Physical Presence was Asserted.

**Response:**

The FRU callouts are calculated at the time of the failure. See the error log for the actual replacement strategy.

---

**BC701E45****Explanation:**

Re-IPLing to open a Physical Presence Window.

**Response:**

The FRU callouts are calculated at the time of the failure. See the error log for the actual replacement strategy.

---

**BC701E46****Explanation:**

A problem occurred during the IPL of the system.

**Response:**

The FRU callouts are calculated at the time of the failure. See the error log for the actual replacement strategy.

---

**BC701E47****Explanation:**

Detected Special Key Clear Request.

**Response:**

The FRU callouts are calculated at the time of the failure. See the error log for the actual replacement strategy.

---

**BC701EA0****Explanation:**

During processor/memory subsystem initialization, an error was encountered: Invalid operation type.

**Response:**

The FRU callouts are calculated at the time of the failure. See the error log for the actual replacement strategy.

---

**BC701EA1****Explanation:**

During processor/memory subsystem initialization, an error was encountered: No Trusted Platform Modules (TPM) found in system.

**Response:**

The FRU callouts are calculated at the time of the failure. See the error log for the actual replacement strategy.

---

**BC701EA2****Explanation:**

During processor/memory subsystem initialization, an error was encountered: Command failure reading Trusted Platform Module (TPM) FW version.

**Response:**

The FRU callouts are calculated at the time of the failure. See the error log for the actual replacement strategy.

---

**BC701EA3****Explanation:**

During processor/memory subsystem initialization, an error was encountered: Command failure reading Trusted Platform Module (TPM) FW version.

**Response:**

The FRU callouts are calculated at the time of the failure. See the error log for the actual replacement strategy.

---

**BC701EA4****Explanation:**

During processor/memory subsystem initialization, an error was encountered: Command failure reading Trusted Platform Module (TPM) FW version.

**Response:**

The FRU callouts are calculated at the time of the failure. See the error log for the actual replacement strategy.

---

**BC701EA5****Explanation:**

During processor/memory subsystem initialization, an error was encountered: Command failure reading Trusted Platform Module (TPM) FW version.

**Response:**

The FRU callouts are calculated at the time of the failure. See the error log for the actual replacement strategy.

---

**BC701EA6****Explanation:**

During processor/memory subsystem initialization, an error was encountered: Unsupported command code during marshal.

**Response:**

The FRU callouts are calculated at the time of the failure. See the error log for the actual replacement strategy.

---

**BC701EA7****Explanation:**

During processor/memory subsystem initialization, an error was encountered: Marshaling error detected.

**Response:**

The FRU callouts are calculated at the time of the failure. See the error log for the actual replacement strategy.

---

**BC701EA8****Explanation:**

During processor/memory subsystem initialization, an error was encountered: Unsupported command code during unmarshal.

**Response:**

The FRU callouts are calculated at the time of the failure. See the error log for the actual replacement strategy.

---

**BC701EA9****Explanation:**

During processor/memory subsystem initialization, an error was encountered: Unmarshaling error detected.

**Response:**

The FRU callouts are calculated at the time of the failure. See the error log for the actual replacement strategy.

---

**BC701F01****Explanation:**

During processor/memory subsystem initialization, an error was encountered: IPC service provider received an unexpected message.

**Response:**

The FRU callouts are calculated at the time of the failure. See the error log for the actual replacement strategy.

---

**BC70200F****Explanation:**

Error while initializing power management hardware.

**Response:**

Consult FRU list to determine exact failure.

---

**BC702026****Explanation:**

Hardware access error while initializing power management hardware.

**Response:**

Consult FRU list to determine exact failure.

---

**BC702027****Explanation:**

Hardware access error while initializing power management hardware.

**Response:**

Consult FRU list to determine exact failure.

---

**BC702030****Explanation:**

Error accessing VPD information while initializing power management hardware.

**Response:**

Consult FRU list to determine exact failure.

---

**BC702031****Explanation:**

Error accessing VPD information while initializing power management hardware.

**Response:**

Consult FRU list to determine exact failure.

---

**BC702033****Explanation:**

Error accessing VPD information while initializing power management hardware.

**Response:**

Consult FRU list to determine exact failure.

---

**BC702034****Explanation:**

Error accessing VPD information while initializing power management hardware.

**Response:**

Consult FRU list to determine exact failure.

---

**BC702035****Explanation:**

Error accessing VPD information while initializing power management hardware.

**Response:**

Consult FRU list to determine exact failure.

---

**BC70203B****Explanation:**

Hardware error while initializing power management hardware.

**Response:**

Consult FRU list to determine exact failure.

---

**BC70203D**

**Explanation:**

Error while initializing power management hardware.

**Response:**

Consult FRU list to determine exact failure.

---

**BC702101**

**Explanation:**

During processor/memory subsystem initialization, an error was encountered.

**Response:**

The FRU callouts are calculated at the time of the failure. Examine the error log for the actual replacement strategy.

---

**BC702102**

**Explanation:**

During processor/memory subsystem initialization, an error was encountered.

**Response:**

The FRU callouts are calculated at the time of the failure. Examine the error log for the actual replacement strategy.

---

**BC702201**

**Explanation:**

A problem occurred while updating processor boot code.

**Response:**

The FRU callouts are calculated at the time of the failure. See the error log for the actual replacement strategy.

---

**BC702202**

**Explanation:**

A problem occurred while updating processor boot code.

**Response:**

The FRU callouts are calculated at the time of the failure. See the error log for the actual replacement strategy.

---

**BC702203**

**Explanation:**

A problem occurred while updating processor boot code.

**Response:**

The FRU callouts are calculated at the time of the failure. See the error log for the actual replacement strategy.

---

**BC702204**

**Explanation:**

A problem occurred while updating processor boot code.

**Response:**

The FRU callouts are calculated at the time of the failure. See the error log for the actual replacement strategy.

---

**BC702206**

**Explanation:**

A problem occurred while updating processor boot code.

**Response:**

The FRU callouts are calculated at the time of the failure. See the error log for the actual replacement strategy.

---

**BC702207**

**Explanation:**

A problem occurred while updating processor boot code.

**Response:**

The FRU callouts are calculated at the time of the failure. See the error log for the actual replacement strategy.

---

**BC702208**

**Explanation:**

A problem occurred while updating processor boot code.

**Response:**

The FRU callouts are calculated at the time of the failure. See the error log for the actual replacement strategy.

---

**BC70220A**

**Explanation:**

A problem occurred while updating processor boot code.

**Response:**

The FRU callouts are calculated at the time of the failure. See the error log for the actual replacement strategy.

---

**BC70220B**

**Explanation:**

A problem occurred while updating processor boot code.

**Response:**

The FRU callouts are calculated at the time of the failure. See the error log for the actual replacement strategy.

---

**BC70220D****Explanation:**

A problem occurred while updating processor boot code.

**Response:**

The FRU callouts are calculated at the time of the failure. See the error log for the actual replacement strategy.

---

**BC70220E****Explanation:**

During processor/memory subsystem initialization, an error was encountered: Invalid Boot SEEPROM Side Found.

**Response:**

The FRU callouts are calculated at the time of the failure. See the error log for the actual replacement strategy.

---

**BC70220F****Explanation:**

ECC or Data Miscompare Fail Reading Back Self Boot Engine (SBE) Version Information.

**Response:**

The FRU callouts are calculated at the time of the failure. See the error log for the actual replacement strategy.

---

**BC702210****Explanation:**

A problem occurred while updating processor boot code.

**Response:**

The FRU callouts are calculated at the time of the failure. See the error log for the actual replacement strategy.

---

**BC702211****Explanation:**

A problem occurred while updating processor boot code.

**Response:**

The FRU callouts are calculated at the time of the failure. See the error log for the actual replacement strategy.

---

**BC702212****Explanation:**

Successful Update of Self Boot Engine (SBE) SEEPROM SBE Version Information.

**Response:**

The FRU callouts are calculated at the time of the failure. See the error log for the actual replacement strategy.

---

**BC702213****Explanation:**

Self Boot Engine (SBE) Version Miscompare with Master Target.

**Response:**

The FRU callouts are calculated at the time of the failure. See the error log for the actual replacement strategy.

---

**BC702214****Explanation:**

During processor/memory subsystem initialization, an error was encountered: Error Associated with Updating this Target.

**Response:**

The FRU callouts are calculated at the time of the failure. See the error log for the actual replacement strategy.

---

**BC702215****Explanation:**

Self Boot Engine (SBE) Image Version Miscompare with Master Target.

**Response:**

The FRU callouts are calculated at the time of the failure. See the error log for the actual replacement strategy.

---

**BC702216****Explanation:**

A problem occurred while updating processor boot code.

**Response:**

The FRU callouts are calculated at the time of the failure. See the error log for the actual replacement strategy.

---

**BC702217****Explanation:**

Unsupported system configuration.

**Response:**

The FRU callouts are calculated at the time of the failure. See the error log for the actual replacement strategy.

---

**BC702218****Explanation:**

Unsupported system configuration.

**Response:**

The FRU callouts are calculated at the time of the failure. See the error log for the actual replacement strategy.

---

**BC702219****Explanation:**

A problem occurred while updating processor boot code.

**Response:**

The FRU callouts are calculated at the time of the failure. See the error log for the actual replacement strategy.

---

**BC70221A****Explanation:**

A problem occurred while updating processor boot code.

**Response:**

The FRU callouts are calculated at the time of the failure. See the error log for the actual replacement strategy.

---

**BC70221B****Explanation:**

SBE is not being updated.

**Response:**

The FRU callouts are calculated at the time of the failure. See the error log for the actual replacement strategy.

---

**BC70221D****Explanation:**

Chip level is invalid.

**Response:**

The FRU callouts are calculated at the time of the failure. See the error log for the actual replacement strategy.

---

**BC70221E****Explanation:**

A problem occurred while updating processor boot code.

**Response:**

The FRU callouts are calculated at the time of the failure. See the error log for the actual replacement strategy.

---

**BC70221F****Explanation:**

A problem occurred while updating processor boot code.

**Response:**

The FRU callouts are calculated at the time of the failure. See the error log for the actual replacement strategy.

---

**BC702300****Explanation:**

A problem occurred during the IPL of the system.

**Response:**

The FRU callouts are calculated at the time of the failure. See the error log for the actual replacement strategy.

---

**BC702301****Explanation:**

A problem occurred during the IPL of the system.

**Response:**

The FRU callouts are calculated at the time of the failure. See the error log for the actual replacement strategy.

---

**BC702302****Explanation:**

A problem occurred during the IPL of the system.

**Response:**

The FRU callouts are calculated at the time of the failure. See the error log for the actual replacement strategy.

---

**BC702303****Explanation:**

A problem occurred during the IPL of the system.

**Response:**

The FRU callouts are calculated at the time of the failure. See the error log for the actual replacement strategy.

---

**BC702310****Explanation:**

A problem occurred during the IPL of the system.

**Response:**

The FRU callouts are calculated at the time of the failure. See the error log for the actual replacement strategy.

---

**BC702401****Explanation:**

Firmware error accessing internal bus during IPL.

**Response:**

The FRU callouts are calculated at the time of the failure. See the error log for the actual replacement strategy.

---

**BC702402****Explanation:**

Hardware error accessing internal bus during IPL.

**Response:**



The FRU callouts are calculated at the time of the failure. See the error log for the actual replacement strategy.

---

**BC702403****Explanation:**

Firmware error accessing internal bus during IPL.

**Response:**

The FRU callouts are calculated at the time of the failure. See the error log for the actual replacement strategy.

---

**BC702404****Explanation:**

Error(s) found in OPB Status Register.

**Response:**

The FRU callouts are calculated at the time of the failure. See the error log for the actual replacement strategy.

---

**BC702405****Explanation:**

Unsupported Reset Level requested.

**Response:**

The FRU callouts are calculated at the time of the failure. See the error log for the actual replacement strategy.

---

**BC702406****Explanation:**

Firmware error during boot flash diagnostics.

**Response:**

The FRU callouts are calculated at the time of the failure. See the error log for the actual replacement strategy.

---

**BC702407****Explanation:**

Firmware error during boot flash diagnostics.

**Response:**

The FRU callouts are calculated at the time of the failure. See the error log for the actual replacement strategy.

---

**BC702408****Explanation:**

Firmware error during boot flash diagnostics.

**Response:**

The FRU callouts are calculated at the time of the failure. See the error log for the actual replacement strategy.

---

**BC702409****Explanation:**

Firmware error during boot flash diagnostics.

**Response:**

The FRU callouts are calculated at the time of the failure. See the error log for the actual replacement strategy.

---

**BC70240A****Explanation:**

Error(s) found in LPCHC Status Register.

**Response:**

The FRU callouts are calculated at the time of the failure. See the error log for the actual replacement strategy.

---

**BC702501****Explanation:**

Firmware error during system boot.

**Response:**

The FRU callouts are calculated at the time of the failure. See the error log for the actual replacement strategy.

---

**BC702502****Explanation:**

Firmware error.

**Response:**

The FRU callouts are calculated at the time of the failure. See the error log for the actual replacement strategy.

---

**BC702503****Explanation:**

Firmware error during IPMI event handling.

**Response:**

The FRU callouts are calculated at the time of the failure. See the error log for the actual replacement strategy.

---

**BC702504****Explanation:**

During processor/memory subsystem initialization, an error was encountered: Command not valid for this sensor.

**Response:**

The FRU callouts are calculated at the time of the failure. See the error log for the actual replacement strategy.

---

**BC702505****Explanation:**

During processor/memory subsystem initialization, an error was encountered: Set sensor reading command failed.

**Response:**

The FRU callouts are calculated at the time of the failure. See the error log for the actual replacement strategy.

---

**BC702506****Explanation:**

During processor/memory subsystem initialization, an error was encountered: Set sensor reading command failed.

**Response:**

The FRU callouts are calculated at the time of the failure. See the error log for the actual replacement strategy.

---

**BC702507****Explanation:**

During processor/memory subsystem initialization, an error was encountered: Requested sensor is not present.

**Response:**

The FRU callouts are calculated at the time of the failure. See the error log for the actual replacement strategy.

---

**BC702508****Explanation:**

During processor/memory subsystem initialization, an error was encountered: Set sensor reading command failed.

**Response:**

The FRU callouts are calculated at the time of the failure. See the error log for the actual replacement strategy.

---

**BC702509****Explanation:**

Unexpected IPMI completion code from the BMC.

**Response:**

The FRU callouts are calculated at the time of the failure. See the error log for the actual replacement strategy.

---

**BC70250A****Explanation:**

The DCMI command to retrieve the power limit data from the BMC has failed, the user defined power limit cannot be applied.

**Response:**

The FRU callouts are calculated at the time of the failure. See the error log for the actual replacement strategy.

---

**BC70250B****Explanation:**

Request to get sensor reading IPMI completion code can be seen in userdata1 field of the log.

**Response:**

The FRU callouts are calculated at the time of the failure. See the error log for the actual replacement strategy.

---

**BC70250C****Explanation:**

During processor/memory subsystem initialization, an error was encountered: Request to get sensor type form the bmc failed.

**Response:**

The FRU callouts are calculated at the time of the failure. See the error log for the actual replacement strategy.

---

**BC70250D****Explanation:**

Unable to determine sensor information.

**Response:**

The FRU callouts are calculated at the time of the failure. See the error log for the actual replacement strategy.

---

**BC70250E****Explanation:**

During processor/memory subsystem initialization, an error was encountered: VPD data is invalid size.

**Response:**

The FRU callouts are calculated at the time of the failure. See the error log for the actual replacement strategy.

---

**BC70250F****Explanation:**

The passed in sensor number is not valid.

**Response:**

The FRU callouts are calculated at the time of the failure. See the error log for the actual replacement strategy.

---

**BC702510****Explanation:**

Unable to find a valid sensor setting.

**Response:**

The FRU callouts are calculated at the time of the failure. See the error log for the actual replacement strategy.

---

**BC702601****Explanation:**

During processor/memory subsystem initialization, an error was encountered: OCC is not valid.

**Response:**

The FRU callouts are calculated at the time of the failure. See the error log for the actual replacement strategy.

---

**BC702602****Explanation:**

During processor/memory subsystem initialization, an error was encountered: Throttle numerator calculated doesn't meet min utilization.

**Response:**

The FRU callouts are calculated at the time of the failure. See the error log for the actual replacement strategy.

---

**BC702603****Explanation:**

During processor/memory subsystem initialization, an error was encountered: Throttle HW procedure calculated an invalid numerator value.

**Response:**

The FRU callouts are calculated at the time of the failure. See the error log for the actual replacement strategy.

---

**BC702605****Explanation:**

During processor/memory subsystem initialization, an error was encountered: OCC not ready for target state.

**Response:**

The FRU callouts are calculated at the time of the failure. See the error log for the actual replacement strategy.

---

**BC702606****Explanation:**

During processor/memory subsystem initialization, an error was encountered: Unable to read `FREQ_EXT_BIAS` attributes.

**Response:**

The FRU callouts are calculated at the time of the failure. See the error log for the actual replacement strategy.

---

**BC70260E****Explanation:**

During processor/memory subsystem initialization, an error was encountered: Unable to send cmd to OCC exception.

**Response:**

The FRU callouts are calculated at the time of the failure. See the error log for the actual replacement strategy.

---

**BC702616****Explanation:**

During processor/memory subsystem initialization, an error was encountered: Homer pointer is nullptr, unable to communicate with the OCCs. Leaving system in safe mode.

**Response:**

The FRU callouts are calculated at the time of the failure. See the error log for the actual replacement strategy.

---

**BC702618****Explanation:**

During processor/memory subsystem initialization, an error was encountered: Invalid response length received.

**Response:**

The FRU callouts are calculated at the time of the failure. See the error log for the actual replacement strategy.

---

**BC702619****Explanation:**

During processor/memory subsystem initialization, an error was encountered: OCC response had checksum failure.

**Response:**

The FRU callouts are calculated at the time of the failure. See the error log for the actual replacement strategy.

---

**BC70261B****Explanation:**

During processor/memory subsystem initialization, an error was encountered: Invalid length in OCC response.

**Response:**

The FRU callouts are calculated at the time of the failure. See the error log for the actual replacement strategy.

---

**BC70261C****Explanation:**

During processor/memory subsystem initialization, an error was encountered: Invalid POLL response length.

**Response:**

The FRU callouts are calculated at the time of the failure. See the error log for the actual replacement strategy.

---

**BC70261D****Explanation:**

During processor/memory subsystem initialization, an error was encountered: Bad FRU data received in OCC error log.

**Response:**

The FRU callouts are calculated at the time of the failure. See the error log for the actual replacement strategy.

---

**BC702622****Explanation:**

During processor/memory subsystem initialization, an error was encountered: Invalid role is POLL response.

**Response:**

The FRU callouts are calculated at the time of the failure. See the error log for the actual replacement strategy.

---

**BC702623****Explanation:**

During processor/memory subsystem initialization, an error was encountered: Invalid OCC state requested.

**Response:**

The FRU callouts are calculated at the time of the failure. See the error log for the actual replacement strategy.

---

**BC702624****Explanation:**

During processor/memory subsystem initialization, an error was encountered: OCC comm not established or command is not supported.

**Response:**

The FRU callouts are calculated at the time of the failure. See the error log for the actual replacement strategy.

---

**BC702625****Explanation:**

During processor/memory subsystem initialization, an error was encountered: OCCs were not loaded/started successfully.

**Response:**

The FRU callouts are calculated at the time of the failure. See the error log for the actual replacement strategy.

---

**BC702626****Explanation:**

During processor/memory subsystem initialization, an error was encountered: OCC did not change to requested state.

**Response:**

The FRU callouts are calculated at the time of the failure. See the error log for the actual replacement strategy.

---

**BC702635****Explanation:**

During processor/memory subsystem initialization, an error was encountered: Timeout waiting for OCC response.

**Response:**

The FRU callouts are calculated at the time of the failure. See the error log for the actual replacement strategy.

---

**BC702645****Explanation:**

During processor/memory subsystem initialization, an error was encountered: No OCC target found for proc Target,.

**Response:**

The FRU callouts are calculated at the time of the failure. See the error log for the actual replacement strategy.

---

**BC702655****Explanation:**

During processor/memory subsystem initialization, an error was encountered: No OCC master was found.

**Response:**

The FRU callouts are calculated at the time of the failure. See the error log for the actual replacement strategy.

---

**BC702656****Explanation:**

During processor/memory subsystem initialization, an error was encountered: OCC reset threshold reached. Leaving OCCs in reset state.

**Response:**

The FRU callouts are calculated at the time of the failure. See the error log for the actual replacement strategy.

---

**BC702663****Explanation:**

During processor/memory subsystem initialization, an error was encountered: Invalid OCC error log data.

**Response:**

The FRU callouts are calculated at the time of the failure. See the error log for the actual replacement strategy.

---

**BC70267D****Explanation:**

During processor/memory subsystem initialization, an error was encountered: Bad FRU data received in OCC error log.

**Response:**

The FRU callouts are calculated at the time of the failure. See the error log for the actual replacement strategy.

---

**BC70267F****Explanation:**

During processor/memory subsystem initialization, an error was encountered: No FRU callouts found for non-info OCC Error.

**Response:**

The FRU callouts are calculated at the time of the failure. See the error log for the actual replacement strategy.

---

**BC702701****Explanation:**

During processor/memory subsystem initialization, an error was encountered: Invalid operation type.

**Response:**

The FRU callouts are calculated at the time of the failure. See the error log for the actual replacement strategy.

---

**BC702702****Explanation:**

A problem was detected during the IPL of the system: Device type not supported.

**Response:**

The FRU callouts are calculated at the time of the failure. See the error log for the actual replacement strategy.

---

**BC702703****Explanation:**

During processor/memory subsystem initialization, an error was encountered: Trusted Platform Module (TPM) attribute was not found.

**Response:**

The FRU callouts are calculated at the time of the failure. See the error log for the actual replacement strategy.

---

**BC702704****Explanation:**

During processor/memory subsystem initialization, an error was encountered: Invalid Trusted Platform Module (TPM) chip to access.

**Response:**

The FRU callouts are calculated at the time of the failure. See the error log for the actual replacement strategy.

---

**BC702705****Explanation:**

During processor/memory subsystem initialization, an error was encountered: I2C master entity path doesn't exist.

**Response:**

The FRU callouts are calculated at the time of the failure. See the error log for the actual replacement strategy.

---

**BC702706****Explanation:**

During processor/memory subsystem initialization, an error was encountered: I2C master path target is null.

**Response:**

The FRU callouts are calculated at the time of the failure. See the error log for the actual replacement strategy.

---

**BC702707****Explanation:**

During processor/memory subsystem initialization, an error was encountered: Invalid address offset size.

**Response:**

The FRU callouts are calculated at the time of the failure. See the error log for the actual replacement strategy.

---

**BC702708****Explanation:**

A problem occurred during the IPL of the system: Trusted Platform Module (TPM) buffer is too large.

**Response:**

The FRU callouts are calculated at the time of the failure. See the error log for the actual replacement strategy.

---

**BC702709****Explanation:**

A problem occurred during the IPL of the system: Trusted Platform Module (TPM) underflow.

**Response:**

The FRU callouts are calculated at the time of the failure. See the error log for the actual replacement strategy.

---

**BC70270A****Explanation:**

A problem occurred during the IPL of the system: Trusted Platform Module (TPM) timeout.

**Response:**

The FRU callouts are calculated at the time of the failure. See the error log for the actual replacement strategy.

---

**BC70270B****Explanation:**

During processor/memory subsystem initialization, an error was encountered: Invalid operation type.

**Response:**

The FRU callouts are calculated at the time of the failure. See the error log for the actual replacement strategy.

---

**BC70270C****Explanation:**

During processor/memory subsystem initialization, an error was encountered: Invalid address offset size.

**Response:**

The FRU callouts are calculated at the time of the failure. See the error log for the actual replacement strategy.

---

**BC70270D****Explanation:**

A trusted platform module (TPM) that was expected to be present was not detected properly.

**Response:**

The FRU callouts are calculated at the time of the failure. See the error log for the actual replacement strategy.

---

**BC70270E****Explanation:**

Trusted boot problem detected.

**Response:**

The FRU callouts are calculated at the time of the failure. See the error log for the actual replacement strategy.

---

**BC70270F****Explanation:**

Trusted boot problem detected.

**Response:**

The FRU callouts are calculated at the time of the failure. See the error log for the actual replacement strategy.

---

**BC702710****Explanation:**

Unexpected trusted boot related failure.

**Response:**

The FRU callouts are calculated at the time of the failure. See the error log for the actual replacement strategy.

---

**BC702711****Explanation:**

Unexpected trusted boot related failure.

**Response:**

The FRU callouts are calculated at the time of the failure. See the error log for the actual replacement strategy.

---

**BC702801****Explanation:**

Firmware error communicating with boot device.

**Response:**

The FRU callouts are calculated at the time of the failure. See the error log for the actual replacement strategy.

---

**BC702802****Explanation:**

Firmware error communicating with boot device.

**Response:**

The FRU callouts are calculated at the time of the failure. See the error log for the actual replacement strategy.

---

**BC702803****Explanation:**

Firmware error communicating with boot device.

**Response:**

The FRU callouts are calculated at the time of the failure. See the error log for the actual replacement strategy.

---

**BC702804****Explanation:**

Firmware error communicating with boot device.

**Response:**

The FRU callouts are calculated at the time of the failure. See the error log for the actual replacement strategy.

---

**BC702806****Explanation:**

Firmware logic bug detected.

**Response:**

The FRU callouts are calculated at the time of the failure. See the error log for the actual replacement strategy.

---

**BC702810****Explanation:**

During processor/memory subsystem initialization, an error was encountered: Timeout waiting for upstream FIFO to have room to write.

**Response:**

The FRU callouts are calculated at the time of the failure. See the error log for the actual replacement strategy.

---

**BC702811****Explanation:**

During processor/memory subsystem initialization, an error was encountered: EOT not received before downstream buffer full.

**Response:**

The FRU callouts are calculated at the time of the failure. See the error log for the actual replacement strategy.

---

**BC702812****Explanation:**

During processor/memory subsystem initialization, an error was encountered: The distance to the status header is not within the response buffer.

**Response:**

The FRU callouts are calculated at the time of the failure. See the error log for the actual replacement strategy.

---

**BC702813****Explanation:**

During processor/memory subsystem initialization, an error was encountered: Status header does not start with magic number or non-zero primary or secondary status.

**Response:**

The FRU callouts are calculated at the time of the failure. See the error log for the actual replacement strategy.

---

**BC702814****Explanation:**

During processor/memory subsystem initialization, an error was encountered: Timeout waiting for downstream FIFO to have data to receive.

**Response:**

The FRU callouts are calculated at the time of the failure. See the error log for the actual replacement strategy.

---

**BC702815****Explanation:**

Firmware error communicating with boot device.

**Response:**

The FRU callouts are calculated at the time of the failure. See the error log for the actual replacement strategy.

---

**BC702816****Explanation:**

Firmware error communicating with boot device.

**Response:**

The FRU callouts are calculated at the time of the failure. See the error log for the actual replacement strategy.

---

**BC702817****Explanation:**

Firmware error communicating with boot device.

**Response:**

The FRU callouts are calculated at the time of the failure. See the error log for the actual replacement strategy.

---

**BC702818****Explanation:**

Firmware error communicating with boot device.

**Response:**

The FRU callouts are calculated at the time of the failure. See the error log for the actual replacement strategy.

---

**BC702819****Explanation:**

Firmware error communicating with boot device.

**Response:**

The FRU callouts are calculated at the time of the failure. See the error log for the actual replacement strategy.

---

**BC70281A****Explanation:**

During processor/memory subsystem initialization, an error was encountered: If the size of the FFDC package exceeds our allocated buffer size, we log it.

**Response:**

The FRU callouts are calculated at the time of the failure. See the error log for the actual replacement strategy.

---

**BC702831****Explanation:**

Firmware error communicating with boot device.

**Response:**

The FRU callouts are calculated at the time of the failure. See the error log for the actual replacement strategy.

---

**BC702832****Explanation:**

Firmware error communicating with boot device.

**Response:**

The FRU callouts are calculated at the time of the failure. See the error log for the actual replacement strategy.

---

**BC702833****Explanation:**

Firmware error communicating with boot device.

**Response:**

The FRU callouts are calculated at the time of the failure. See the error log for the actual replacement strategy.

---

**BC702834****Explanation:**

Firmware error communicating with boot device.

**Response:**

The FRU callouts are calculated at the time of the failure. See the error log for the actual replacement strategy.

---

**BC702835****Explanation:**

Firmware error communicating with boot device.

**Response:**

The FRU callouts are calculated at the time of the failure. See the error log for the actual replacement strategy.

---

**BC702836****Explanation:**

Firmware error communicating with boot device.

**Response:**

The FRU callouts are calculated at the time of the failure. See the error log for the actual replacement strategy.

---

**BC702837****Explanation:**

Firmware error communicating with boot device.

**Response:**

The FRU callouts are calculated at the time of the failure. See the error log for the actual replacement strategy.

---

**BC702838****Explanation:**

Firmware error communicating with boot device.

**Response:**

The FRU callouts are calculated at the time of the failure. See the error log for the actual replacement strategy.

---

**BC702839****Explanation:**

Firmware error communicating with boot device.

**Response:**

The FRU callouts are calculated at the time of the failure. See the error log for the actual replacement strategy.

---

**BC70283A****Explanation:**

Firmware error communicating with boot device.

**Response:**

The FRU callouts are calculated at the time of the failure. See the error log for the actual replacement strategy.

---

**BC70283B****Explanation:**

Firmware error communicating with boot device.

**Response:**

The FRU callouts are calculated at the time of the failure. See the error log for the actual replacement strategy.

---

**BC70283C****Explanation:**

Firmware error communicating with boot device.

**Response:**

The FRU callouts are calculated at the time of the failure. See the error log for the actual replacement strategy.

---

**BC70283D****Explanation:**

During processor/memory subsystem initialization, an error was encountered: Unable to inform OPAL of SBE failure.

**Response:**

The FRU callouts are calculated at the time of the failure. See the error log for the actual replacement strategy.

---

**BC702850****Explanation:**

A problem occurred during the IPL.

**Response:**

The FRU callouts are calculated at the time of the failure. See the error log for the actual replacement strategy.

---

**BC702851****Explanation:**

A problem occurred during the IPL.

**Response:**

The FRU callouts are calculated at the time of the failure. See the error log for the actual replacement strategy.

---

**BC702852****Explanation:**

During processor/memory subsystem initialization, an error was encountered: SBE booted from unexpected side.

**Response:**

The FRU callouts are calculated at the time of the failure. See the error log for the actual replacement strategy.



---

**BC702853****Explanation:**

Processor Error.

**Response:**

The FRU callouts are calculated at the time of the failure. See the error log for the actual replacement strategy.

---

**BC702854****Explanation:**

Processor Error.

**Response:**

The FRU callouts are calculated at the time of the failure. See the error log for the actual replacement strategy.

---

**BC702856****Explanation:**

During processor/memory subsystem initialization, an error was encountered: This function was called incorrectly or there is a new enum that is not handled yet.

**Response:**

The FRU callouts are calculated at the time of the failure. See the error log for the actual replacement strategy.

---

**BC702857****Explanation:**

FFDC associated with boot device failing to boot.

**Response:**

The FRU callouts are calculated at the time of the failure. See the error log for the actual replacement strategy.

---

**BC702858****Explanation:**

A processor in the system has failed to initialize.

**Response:**

The FRU callouts are calculated at the time of the failure. See the error log for the actual replacement strategy.

---

**BC70285B****Explanation:**

Extra FFDC gathered, marked information event.

**Response:**

The FRU callouts are calculated at the time of the failure. See the error log for the actual replacement strategy.

---

**BC70285C****Explanation:**

Processor Error.

**Response:**

The FRU callouts are calculated at the time of the failure. See the error log for the actual replacement strategy.

---

**BC70285D****Explanation:**

Processor Error.

**Response:**

The FRU callouts are calculated at the time of the failure. See the error log for the actual replacement strategy.

---

**BC70285E****Explanation:**

Processor Error.

**Response:**

The FRU callouts are calculated at the time of the failure. See the error log for the actual replacement strategy.

---

**BC70285F****Explanation:**

During processor/memory subsystem initialization, an error was encountered: Call to PSU Chip Op returned an unexpected message type.

**Response:**

The FRU callouts are calculated at the time of the failure. See the error log for the actual replacement strategy.

---

**BC702861****Explanation:**

During processor/memory subsystem initialization, an error was encountered: Could not register mailbox message queue.

**Response:**

The FRU callouts are calculated at the time of the failure. See the error log for the actual replacement strategy.

---

**BC702862****Explanation:**

Processor Error.

**Response:**

The FRU callouts are calculated at the time of the failure. See the error log for the actual replacement strategy.

---

**BC702BA0****Explanation:**

Failure detected in security subsystem.

**Response:**

The FRU callouts are calculated at the time of the failure. See the error log for the actual replacement strategy.

---

**BC702BA2****Explanation:**

Failure detected in security subsystem.

**Response:**

The FRU callouts are calculated at the time of the failure. See the error log for the actual replacement strategy.

---

**BC702BA3****Explanation:**

Failure detected in security subsystem.

**Response:**

The FRU callouts are calculated at the time of the failure. See the error log for the actual replacement strategy.

---

**BC702BA4****Explanation:**

Failure detected in security subsystem.

**Response:**

The FRU callouts are calculated at the time of the failure. See the error log for the actual replacement strategy.

---

**BC702BA5****Explanation:**

Failure detected in security subsystem.

**Response:**

The FRU callouts are calculated at the time of the failure. See the error log for the actual replacement strategy.

---

**BC702BA6****Explanation:**

Failure detected in security subsystem.

**Response:**

The FRU callouts are calculated at the time of the failure. See the error log for the actual replacement strategy.

---

**BC702BA7****Explanation:**

Failure detected in security subsystem.

**Response:**

The FRU callouts are calculated at the time of the failure. See the error log for the actual replacement strategy.

---

**BC702BA8****Explanation:**

Failure detected in security subsystem.

**Response:**

The FRU callouts are calculated at the time of the failure. See the error log for the actual replacement strategy.

---

**BC702BA9****Explanation:**

During processor/memory subsystem initialization, an error was encountered: Unmarshal error while replaying tpm log.

**Response:**

The FRU callouts are calculated at the time of the failure. See the error log for the actual replacement strategy.

---

**BC702BAA****Explanation:**

TPM log overflow.

**Response:**

The FRU callouts are calculated at the time of the failure. See the error log for the actual replacement strategy.

---

**BC702BAB****Explanation:**

TPM log operation failure.

**Response:**

The FRU callouts are calculated at the time of the failure. See the error log for the actual replacement strategy.

---

**BC702BAC****Explanation:**

TPM log buffer init failure.

**Response:**

The FRU callouts are calculated at the time of the failure. See the error log for the actual replacement strategy.

---

**BC702BAD****Explanation:**

The system is configured for Secure Boot and trusted platform module required mode; a functional boot processor trusted platform module is required to boot the system (or node, if multi-node system), but none are available. Therefore, the system (or node, if multi-node system) will terminate. Trusted platform module required mode may be disabled via the appropriate systems management interface to allow platform boot without the remote trusted attestation capability. Look for other errors which call out the trusted platform module and follow the repair actions for these errors.

**Response:**

The FRU callouts are calculated at the time of the failure. See the error log for the actual replacement strategy.

---

**BC702BAE****Explanation:**

Failure detected in security subsystem.

**Response:**

The FRU callouts are calculated at the time of the failure. See the error log for the actual replacement strategy.

---

**BC702BAF****Explanation:**

Failure detected in security subsystem.

**Response:**

The FRU callouts are calculated at the time of the failure. See the error log for the actual replacement strategy.

---

**BC702BB0****Explanation:**

TPM log invalid format.

**Response:**

The FRU callouts are calculated at the time of the failure. See the error log for the actual replacement strategy.

---

**BC702BB1****Explanation:**

Trusted boot failure.

**Response:**

The FRU callouts are calculated at the time of the failure. See the error log for the actual replacement strategy.

---

**BC702BB2****Explanation:**

Firmware error during system boot.

**Response:**

The FRU callouts are calculated at the time of the failure. See the error log for the actual replacement strategy.

---

**BC702BB3****Explanation:**

Firmware error during system boot.

**Response:**

The FRU callouts are calculated at the time of the failure. See the error log for the actual replacement strategy.

---

**BC702BB4****Explanation:**

Platform security problem detected.

**Response:**

The FRU callouts are calculated at the time of the failure. See the error log for the actual replacement strategy.

---

**BC702BB5****Explanation:**

Failure detected in security subsystem.

**Response:**

The FRU callouts are calculated at the time of the failure. See the error log for the actual replacement strategy.

---

**BC702BB7****Explanation:**

Trusted Boot failure.

**Response:**

The FRU callouts are calculated at the time of the failure. See the error log for the actual replacement strategy.

---

**BC702BB8****Explanation:**

Trusted boot failure.

**Response:**

The FRU callouts are calculated at the time of the failure. See the error log for the actual replacement strategy.

---

**BC702BB9****Explanation:**

Trusted boot failure.

**Response:**

The FRU callouts are calculated at the time of the failure. See the error log for the actual replacement strategy.

---

**BC702BBA****Explanation:**

Trusted boot failure.

**Response:**

The FRU callouts are calculated at the time of the failure. See the error log for the actual replacement strategy.

---

**BC702BBB****Explanation:**

Trusted boot failure.

**Response:**

The FRU callouts are calculated at the time of the failure. See the error log for the actual replacement strategy.

---

**BC702BBC****Explanation:**

Trusted boot failure.

**Response:**

The FRU callouts are calculated at the time of the failure. See the error log for the actual replacement strategy.

---

**BC702BBD**

**Explanation:**

trustedboot failure.

**Response:**

The FRU callouts are calculated at the time of the failure. See the error log for the actual replacement strategy.

---

**BC703325**

**Explanation:**

During processor/memory subsystem initialization, an error was encountered: Unable to resolve other end of xbus.

**Response:**

The FRU callouts are calculated at the time of the failure. See the error log for the actual replacement strategy.

---

**BC703326**

**Explanation:**

During processor/memory subsystem initialization, an error was encountered: Unable to resolve other end of xbus.

**Response:**

The FRU callouts are calculated at the time of the failure. See the error log for the actual replacement strategy.

---

**BC703327**

**Explanation:**

Firmware Error.

**Response:**

The FRU callouts are calculated at the time of the failure. See the error log for the actual replacement strategy.

---

**BC703328**

**Explanation:**

Firmware Error.

**Response:**

The FRU callouts are calculated at the time of the failure. See the error log for the actual replacement strategy.

---

**BC703329**

**Explanation:**

Firmware Error.

**Response:**

The FRU callouts are calculated at the time of the failure. See the error log for the actual replacement strategy.

---

**BC70332A**

**Explanation:**

Firmware Error.

**Response:**

The FRU callouts are calculated at the time of the failure. See the error log for the actual replacement strategy.

---

**BC70332B**

**Explanation:**

Firmware Error.

**Response:**

The FRU callouts are calculated at the time of the failure. See the error log for the actual replacement strategy.

---

**BC70332C**

**Explanation:**

Firmware Error.

**Response:**

The FRU callouts are calculated at the time of the failure. See the error log for the actual replacement strategy.

---

**BC70332D**

**Explanation:**

Firmware Error or unsupported part.

**Response:**

The FRU callouts are calculated at the time of the failure. See the error log for the actual replacement strategy.

---

**BC70332E**

**Explanation:**

Firmware Error.

**Response:**

The FRU callouts are calculated at the time of the failure. See the error log for the actual replacement strategy.

---

**BC70332F**

**Explanation:**

Firmware Error.

**Response:**

The FRU callouts are calculated at the time of the failure. See the error log for the actual replacement strategy.

---

**BC703330**

**Explanation:**

Firmware Error.

**Response:**

The FRU callouts are calculated at the time of the failure. See the error log for the actual replacement strategy.

---

**BC703331****Explanation:**

Firmware Error.

**Response:**

The FRU callouts are calculated at the time of the failure. See the error log for the actual replacement strategy.

---

**BC703332****Explanation:**

Firmware Error.

**Response:**

The FRU callouts are calculated at the time of the failure. See the error log for the actual replacement strategy.

---

**BC703333****Explanation:**

Firmware Error.

**Response:**

The FRU callouts are calculated at the time of the failure. See the error log for the actual replacement strategy.

---

**BC703334****Explanation:**

During processor/memory subsystem initialization, an error was encountered: platGetMBvdpdMemoryDataVersion could not find the expected 1 mba from the passed dimm target.

**Response:**

The FRU callouts are calculated at the time of the failure. See the error log for the actual replacement strategy.

---

**BC703335****Explanation:**

During processor/memory subsystem initialization, an error was encountered: platGetMBvdpdMemoryDataVersion could not find an mba parent target from the passed in dimm target.

**Response:**

The FRU callouts are calculated at the time of the failure. See the error log for the actual replacement strategy.

---

**BC703336****Explanation:**

During processor/memory subsystem initialization, an error was encountered:

platGetMBvdpdMemoryDataVersion could not find any child mba's from the passed in target of type TYPE\_MEMBUF.

**Response:**

The FRU callouts are calculated at the time of the failure. See the error log for the actual replacement strategy.

---

**BC703337****Explanation:**

During processor/memory subsystem initialization, an error was encountered: platGetMBvdpdMemoryDataVersion requires a target of type TYPE\_MBA or TYPE\_MEMBUF.

**Response:**

The FRU callouts are calculated at the time of the failure. See the error log for the actual replacement strategy.

---

**BC703339****Explanation:**

Internal firmware error.

**Response:**

The FRU callouts are calculated at the time of the failure. See the error log for the actual replacement strategy.

---

**BC70333A****Explanation:**

Internal firmware error.

**Response:**

The FRU callouts are calculated at the time of the failure. See the error log for the actual replacement strategy.

---

**BC70333B****Explanation:**

Internal firmware error.

**Response:**

The FRU callouts are calculated at the time of the failure. See the error log for the actual replacement strategy.

---

**BC70333C****Explanation:**

Internal firmware error.

**Response:**

The FRU callouts are calculated at the time of the failure. See the error log for the actual replacement strategy.

---

**BC70333D****Explanation:**

Internal firmware error.

**Response:**

The FRU callouts are calculated at the time of the failure. See the error log for the actual replacement strategy.

---

**BC70333E****Explanation:**

Internal firmware error.

**Response:**

The FRU callouts are calculated at the time of the failure. See the error log for the actual replacement strategy.

---

**BC703340****Explanation:**

Internal firmware error.

**Response:**

The FRU callouts are calculated at the time of the failure. See the error log for the actual replacement strategy.

---

**BC703343****Explanation:**

Internal firmware error.

**Response:**

The FRU callouts are calculated at the time of the failure. See the error log for the actual replacement strategy.

---

**BC703403****Explanation:**

A problem occurred while running processor boot code.

**Response:**

The FRU callouts are calculated at the time of the failure. See the error log for the actual replacement strategy.

---

**BC703404****Explanation:**

A problem occurred while running processor boot code.

**Response:**

The FRU callouts are calculated at the time of the failure. See the error log for the actual replacement strategy.

---

**BC703405****Explanation:**

A problem occurred while running processor boot code.

**Response:**

The FRU callouts are calculated at the time of the failure. See the error log for the actual replacement strategy.

---

**BC703406****Explanation:**

A problem occurred while running processor boot code.

**Response:**

The FRU callouts are calculated at the time of the failure. See the error log for the actual replacement strategy.

---

**BC703407****Explanation:**

A problem occurred while running processor boot code.

**Response:**

The FRU callouts are calculated at the time of the failure. See the error log for the actual replacement strategy.

---

**BC703408****Explanation:**

A problem occurred while running processor boot code.

**Response:**

The FRU callouts are calculated at the time of the failure. See the error log for the actual replacement strategy.

---

**BC703409****Explanation:**

A problem occurred while running processor boot code.

**Response:**

The FRU callouts are calculated at the time of the failure. See the error log for the actual replacement strategy.

---

**BC70340A****Explanation:**

A problem occurred while running processor boot code.

**Response:**

The FRU callouts are calculated at the time of the failure. See the error log for the actual replacement strategy.

---

**BC70340B****Explanation:**

A problem occurred while running processor boot code.

**Response:**

The FRU callouts are calculated at the time of the failure. See the error log for the actual replacement strategy.

---

---

**BC70340C****Explanation:**

A problem occurred while running processor boot code.

**Response:**

The FRU callouts are calculated at the time of the failure. See the error log for the actual replacement strategy.

---

**BC70340F****Explanation:**

Failed to load boot firmware.

**Response:**

The FRU callouts are calculated at the time of the failure. See the error log for the actual replacement strategy.

---

**BC703501****Explanation:**

During processor/memory subsystem initialization, an error was encountered: Invalid operation type.

**Response:**

The FRU callouts are calculated at the time of the failure. See the error log for the actual replacement strategy.

---

**BC703502****Explanation:**

A problem was detected during the IPL of the system: Device type not supported.

**Response:**

The FRU callouts are calculated at the time of the failure. See the error log for the actual replacement strategy.

---

**BC703503****Explanation:**

During processor/memory subsystem initialization, an error was encountered: NVDIMM attribute was not found.

**Response:**

The FRU callouts are calculated at the time of the failure. See the error log for the actual replacement strategy.

---

**BC703505****Explanation:**

During processor/memory subsystem initialization, an error was encountered: I2C master entity path doesn't exist.

**Response:**

The FRU callouts are calculated at the time of the failure. See the error log for the actual replacement strategy.

---

---

**BC703506****Explanation:**

During processor/memory subsystem initialization, an error was encountered: I2C master path target is null.

**Response:**

The FRU callouts are calculated at the time of the failure. See the error log for the actual replacement strategy.

---

**BC703507****Explanation:**

During processor/memory subsystem initialization, an error was encountered: Invalid address offset size.

**Response:**

The FRU callouts are calculated at the time of the failure. See the error log for the actual replacement strategy.

---

**BC703508****Explanation:**

A problem occurred during the IPL of the system: I2C buffer offset is too large.

**Response:**

The FRU callouts are calculated at the time of the failure. See the error log for the actual replacement strategy.

---

**BC703509****Explanation:**

During processor/memory subsystem initialization, an error was encountered: I2C write page size is zero.

**Response:**

The FRU callouts are calculated at the time of the failure. See the error log for the actual replacement strategy.

---

**BC70350A****Explanation:**

During processor/memory subsystem initialization, an error was encountered: NVDIMM register offset out of bound.

**Response:**

The FRU callouts are calculated at the time of the failure. See the error log for the actual replacement strategy.

---

**BC70350D****Explanation:**

NVDIMM timed out.

**Response:**

The FRU callouts are calculated at the time of the failure. See the error log for the actual replacement strategy.

---

---

**BC70350E****Explanation:**

NVDIMM timed out.

**Response:**

The FRU callouts are calculated at the time of the failure. See the error log for the actual replacement strategy.

---

**BC70350F****Explanation:**

NVDIMM timed out.

**Response:**

The FRU callouts are calculated at the time of the failure. See the error log for the actual replacement strategy.

---

**BC703512****Explanation:**

NVDIMM encountered error setting the energy source policy.

**Response:**

The FRU callouts are calculated at the time of the failure. See the error log for the actual replacement strategy.

---

**BC703516****Explanation:**

Encountered error performing internal operation on NVDIMM.

**Response:**

The FRU callouts are calculated at the time of the failure. See the error log for the actual replacement strategy.

---

**BC703517****Explanation:**

NVDIMM timed out.

**Response:**

The FRU callouts are calculated at the time of the failure. See the error log for the actual replacement strategy.

---

**BC703518****Explanation:**

NVDIMM encountered error arming save trigger.

**Response:**

The FRU callouts are calculated at the time of the failure. See the error log for the actual replacement strategy.

---

**BC703519****Explanation:**

NVDIMM error erasing data image.

**Response:**

The FRU callouts are calculated at the time of the failure. See the error log for the actual replacement strategy.

---

**BC70351A****Explanation:**

NVDIMM failed to restore data.

**Response:**

The FRU callouts are calculated at the time of the failure. See the error log for the actual replacement strategy.

---

**BC70351B****Explanation:**

NVDIMM not ready.

**Response:**

The FRU callouts are calculated at the time of the failure. See the error log for the actual replacement strategy.

---

**BC70351C****Explanation:**

Internal firmware error.

**Response:**

The FRU callouts are calculated at the time of the failure. See the error log for the actual replacement strategy.

---

**BC70351D****Explanation:**

NVDIMM not updated.

**Response:**

The FRU callouts are calculated at the time of the failure. See the error log for the actual replacement strategy.

---

**BC70351E****Explanation:**

NVDIMM not updated.

**Response:**

The FRU callouts are calculated at the time of the failure. See the error log for the actual replacement strategy.

---

**BC70351F****Explanation:**

NVDIMM not updated.

**Response:**

The FRU callouts are calculated at the time of the failure. See the error log for the actual replacement strategy.

---

**BC703520****Explanation:**



NVDIMM not updated.

**Response:**

The FRU callouts are calculated at the time of the failure. See the error log for the actual replacement strategy.

---

**BC703521**

**Explanation:**

NVDIMM not updated.

**Response:**

The FRU callouts are calculated at the time of the failure. See the error log for the actual replacement strategy.

---

**BC703522**

**Explanation:**

NVDIMM not updated.

**Response:**

The FRU callouts are calculated at the time of the failure. See the error log for the actual replacement strategy.

---

**BC703523**

**Explanation:**

NVDIMM not updated.

**Response:**

The FRU callouts are calculated at the time of the failure. See the error log for the actual replacement strategy.

---

**BC703524**

**Explanation:**

NVDIMM not updated.

**Response:**

The FRU callouts are calculated at the time of the failure. See the error log for the actual replacement strategy.

---

**BC703525**

**Explanation:**

NVDIMM not updated.

**Response:**

The FRU callouts are calculated at the time of the failure. See the error log for the actual replacement strategy.

---

**BC703526**

**Explanation:**

NVDIMM not updated.

**Response:**

The FRU callouts are calculated at the time of the failure. See the error log for the actual replacement strategy.

---

**BC703527**

**Explanation:**

NVDIMM not updated.

**Response:**

The FRU callouts are calculated at the time of the failure. See the error log for the actual replacement strategy.

---

**BC703528**

**Explanation:**

NVDIMM update started.

**Response:**

The FRU callouts are calculated at the time of the failure. See the error log for the actual replacement strategy.

---

**BC703529**

**Explanation:**

NVDIMM was successfully updated.

**Response:**

The FRU callouts are calculated at the time of the failure. See the error log for the actual replacement strategy.

---

**BC70352A**

**Explanation:**

NVDIMM error generating encryption keys.

**Response:**

The FRU callouts are calculated at the time of the failure. See the error log for the actual replacement strategy.

---

**BC70352B**

**Explanation:**

NVDIMM error erasing data image.

**Response:**

The FRU callouts are calculated at the time of the failure. See the error log for the actual replacement strategy.

---

**BC70352C**

**Explanation:**

NVDIMM error during Catastrophic Save.

**Response:**

The FRU callouts are calculated at the time of the failure. See the error log for the actual replacement strategy.

---

**BC70352D**

**Explanation:**

NVDIMM failed module health status check.

**Response:**

The FRU callouts are calculated at the time of the failure. See the error log for the actual replacement strategy.

---

---

**BC70352E****Explanation:**

NVDIMM failed module health status check.

**Response:**

The FRU callouts are calculated at the time of the failure. See the error log for the actual replacement strategy.

---

**BC70352F****Explanation:**

NVDIMM failed module health status check.

**Response:**

The FRU callouts are calculated at the time of the failure. See the error log for the actual replacement strategy.

---

**BC703538****Explanation:**

NVDIMM failed module health status check.

**Response:**

The FRU callouts are calculated at the time of the failure. See the error log for the actual replacement strategy.

---

**BC70353E****Explanation:**

NVDIMM failed to enable event notificaitons.

**Response:**

The FRU callouts are calculated at the time of the failure. See the error log for the actual replacement strategy.

---

**BC70353F****Explanation:**

NVDIMM register error.

**Response:**

The FRU callouts are calculated at the time of the failure. See the error log for the actual replacement strategy.

---

**BC703540****Explanation:**

NVDIMM encryption error.

**Response:**

The FRU callouts are calculated at the time of the failure. See the error log for the actual replacement strategy.

---

**BC703541****Explanation:**

NVDIMM register error.

**Response:**

The FRU callouts are calculated at the time of the failure. See the error log for the actual replacement strategy.

---

**BC703542****Explanation:**

NVDIMM register error.

**Response:**

The FRU callouts are calculated at the time of the failure. See the error log for the actual replacement strategy.

---

**BC703543****Explanation:**

NVDIMM encryption error.

**Response:**

The FRU callouts are calculated at the time of the failure. See the error log for the actual replacement strategy.

---

**BC703544****Explanation:**

NVDIMM encryption error.

**Response:**

The FRU callouts are calculated at the time of the failure. See the error log for the actual replacement strategy.

---

**BC703545****Explanation:**

NVDIMM encryption error.

**Response:**

The FRU callouts are calculated at the time of the failure. See the error log for the actual replacement strategy.

---

**BC703546****Explanation:**

NVDIMM encryption error.

**Response:**

The FRU callouts are calculated at the time of the failure. See the error log for the actual replacement strategy.

---

**BC703548****Explanation:**

NVDIMM encryption error.

**Response:**

The FRU callouts are calculated at the time of the failure. See the error log for the actual replacement strategy.

---

**BC703549****Explanation:**

NVDIMM ES health check failed.

**Response:**

The FRU callouts are calculated at the time of the failure. See the error log for the actual replacement strategy.

---

**BC70354A****Explanation:**

NVDIMM ES health check failed.

**Response:**

The FRU callouts are calculated at the time of the failure. See the error log for the actual replacement strategy.

---

**BC70354B****Explanation:**

NVDIMM ES health check failed.

**Response:**

The FRU callouts are calculated at the time of the failure. See the error log for the actual replacement strategy.

---

**BC70354C****Explanation:**

NVDIMM ES health check failed.

**Response:**

The FRU callouts are calculated at the time of the failure. See the error log for the actual replacement strategy.

---

**BC70354D****Explanation:**

NVDIMM NVM health check failed.

**Response:**

The FRU callouts are calculated at the time of the failure. See the error log for the actual replacement strategy.

---

**BC70354E****Explanation:**

NVDIMM logging error.

**Response:**

The FRU callouts are calculated at the time of the failure. See the error log for the actual replacement strategy.

---

**BC70354F****Explanation:**

NVDIMM logging error.

**Response:**

The FRU callouts are calculated at the time of the failure. See the error log for the actual replacement strategy.

---

**BC703550****Explanation:**

NVDIMM incorrect firmware slot.

**Response:**

The FRU callouts are calculated at the time of the failure. See the error log for the actual replacement strategy.

---

**BC703551****Explanation:**

NVDIMM error during nvdimm erase.

**Response:**

The FRU callouts are calculated at the time of the failure. See the error log for the actual replacement strategy.

---

**BC703552****Explanation:**

NVDIMM failed the arm precheck and is unable to arm.

**Response:**

The FRU callouts are calculated at the time of the failure. See the error log for the actual replacement strategy.

---

**BC703553****Explanation:**

NVDIMM failed to ARM.

**Response:**

The FRU callouts are calculated at the time of the failure. See the error log for the actual replacement strategy.

---

**BC703554****Explanation:**

NVDIMM requires an arm retry.

**Response:**

The FRU callouts are calculated at the time of the failure. See the error log for the actual replacement strategy.

---

**BC703555****Explanation:**

NVDIMM not updated.

**Response:**

The FRU callouts are calculated at the time of the failure. See the error log for the actual replacement strategy.

---

**BC703556****Explanation:**

NVDIMM not running latest firmware level.

**Response:**

The FRU callouts are calculated at the time of the failure. See the error log for the actual replacement strategy.

---

**BC703557**

**Explanation:**

NVDIMM erase error.

**Response:**

The FRU callouts are calculated at the time of the failure. See the error log for the actual replacement strategy.

---

**BC703558****Explanation:**

NVDIMM erase error.

**Response:**

The FRU callouts are calculated at the time of the failure. See the error log for the actual replacement strategy.

---

**BC703601****Explanation:**

A problem occurred during the IPL of the system: Invalid data length for a SCOM operation.

**Response:**

The FRU callouts are calculated at the time of the failure. See the error log for the actual replacement strategy.

---

**BC703602****Explanation:**

A problem occurred during the IPL of the system: Invalid target type for a SCOM operation.

**Response:**

The FRU callouts are calculated at the time of the failure. See the error log for the actual replacement strategy.

---

**BC703603****Explanation:**

A problem occurred during the IPL of the system: Invalid operation type for a SCOM operation.

**Response:**

The FRU callouts are calculated at the time of the failure. See the error log for the actual replacement strategy.

---

**BC703604****Explanation:**

A problem occurred during the IPL of the system: Invalid address for a SCOM operation.

**Response:**

The FRU callouts are calculated at the time of the failure. See the error log for the actual replacement strategy.

---

**BC703701****Explanation:**

Unexpected memory subsystem firmware error.

**Response:**

The FRU callouts are calculated at the time of the failure. See the error log for the actual replacement strategy.

---

**BC703702****Explanation:**

Unexpected memory subsystem firmware error.

**Response:**

The FRU callouts are calculated at the time of the failure. See the error log for the actual replacement strategy.

---

**BC703703****Explanation:**

Unexpected memory subsystem firmware error.

**Response:**

The FRU callouts are calculated at the time of the failure. See the error log for the actual replacement strategy.

---

**BC703704****Explanation:**

Unexpected memory subsystem firmware error.

**Response:**

The FRU callouts are calculated at the time of the failure. See the error log for the actual replacement strategy.

---

**BC703705****Explanation:**

Unexpected memory subsystem firmware error.

**Response:**

The FRU callouts are calculated at the time of the failure. See the error log for the actual replacement strategy.

---

**BC703706****Explanation:**

Unexpected memory subsystem firmware error.

**Response:**

The FRU callouts are calculated at the time of the failure. See the error log for the actual replacement strategy.

---

**BC703707****Explanation:**

Unexpected memory subsystem firmware error.

**Response:**

The FRU callouts are calculated at the time of the failure. See the error log for the actual replacement strategy.

---

**BC703708****Explanation:**

Unexpected memory subsystem firmware error.

**Response:**

The FRU callouts are calculated at the time of the failure. See the error log for the actual replacement strategy.

---

**BC703709**

**Explanation:**

Unexpected memory subsystem firmware error.

**Response:**

The FRU callouts are calculated at the time of the failure. See the error log for the actual replacement strategy.

---

**BC70370A**

**Explanation:**

Unexpected memory subsystem firmware error.

**Response:**

The FRU callouts are calculated at the time of the failure. See the error log for the actual replacement strategy.

---

**BC703901**

**Explanation:**

Error occurred during system boot.

**Response:**

The FRU callouts are calculated at the time of the failure. See the error log for the actual replacement strategy.

---

**BC703902**

**Explanation:**

Error occurred during system boot.

**Response:**

The FRU callouts are calculated at the time of the failure. See the error log for the actual replacement strategy.

---

**BC704101**

**Explanation:**

A problem occurred during the IPL of the system: Internal Firmware Error.

**Response:**

The FRU callouts are calculated at the time of the failure. See the error log for the actual replacement strategy.

---

**BC704102**

**Explanation:**

A problem occurred during the IPL of the system: Internal Firmware Error.

**Response:**

The FRU callouts are calculated at the time of the failure. See the error log for the actual replacement strategy.

---

**BC704103**

**Explanation:**

Unexpected IPL firmware data format error.

**Response:**

The FRU callouts are calculated at the time of the failure. See the error log for the actual replacement strategy.

---

**BC704104**

**Explanation:**

Unexpected IPL firmware data format error.

**Response:**

The FRU callouts are calculated at the time of the failure. See the error log for the actual replacement strategy.

---

**BC704105**

**Explanation:**

Unexpected IPL firmware data format error.

**Response:**

The FRU callouts are calculated at the time of the failure. See the error log for the actual replacement strategy.

---

**BC704106**

**Explanation:**

Unsupported device found during firmware IPL.

**Response:**

The FRU callouts are calculated at the time of the failure. See the error log for the actual replacement strategy.

---

**BC704107**

**Explanation:**

Unexpected boot firmware data format error.

**Response:**

The FRU callouts are calculated at the time of the failure. See the error log for the actual replacement strategy.

---

**BC704108**

**Explanation:**

Unexpected IPL firmware data format error.

**Response:**

The FRU callouts are calculated at the time of the failure. See the error log for the actual replacement strategy.

---

**BC704109**

**Explanation:**

Unexpected IPL firmware data format error.

**Response:**

The FRU callouts are calculated at the time of the failure. See the error log for the actual replacement strategy.

---

**BC70410A****Explanation:**

PCIe hotplug controller flash update failure.

**Response:**

The FRU callouts are calculated at the time of the failure. See the error log for the actual replacement strategy.

---

**BC70410B****Explanation:**

PCIe hotplug controller flash update failure.

**Response:**

The FRU callouts are calculated at the time of the failure. See the error log for the actual replacement strategy.

---

**BC70410C****Explanation:**

A problem occurred during the IPL of the system: Internal Firmware Error.

**Response:**

The FRU callouts are calculated at the time of the failure. See the error log for the actual replacement strategy.

---

**BC70410D****Explanation:**

Unexpected IPL firmware data format error.

**Response:**

The FRU callouts are calculated at the time of the failure. See the error log for the actual replacement strategy.

---

**BC70430C****Explanation:**

A problem occurred during IPL of the system.

**Response:**

The FRU callouts are calculated at the time of the failure. See the error log for the actual replacement strategy.

---

**BC70430D****Explanation:**

A problem occurred during IPL of the system.

**Response:**

The FRU callouts are calculated at the time of the failure. See the error log for the actual replacement strategy.

---

**BC70430E****Explanation:**

A problem occurred during IPL of the system.

**Response:**

The FRU callouts are calculated at the time of the failure. See the error log for the actual replacement strategy.

---

**BC70430F****Explanation:**

A problem occurred during IPL of the system.

**Response:**

The FRU callouts are calculated at the time of the failure. See the error log for the actual replacement strategy.

---

**BC7043FB****Explanation:**

Informational log associated with DIMM updates.

**Response:**

The FRU callouts are calculated at the time of the failure. See the error log for the actual replacement strategy.

---

**BC7043FC****Explanation:**

Informational log associated with DIMM updates.

**Response:**

The FRU callouts are calculated at the time of the failure. See the error log for the actual replacement strategy.

---

**BC7043FD****Explanation:**

Informational log associated with DIMM updates.

**Response:**

The FRU callouts are calculated at the time of the failure. See the error log for the actual replacement strategy.

---

**BC7043FE****Explanation:**

Informational log associated with DIMM updates.

**Response:**

The FRU callouts are calculated at the time of the failure. See the error log for the actual replacement strategy.

---

**BC704601****Explanation:**

A problem occurred during the IPL of the system.

**Response:**

The FRU callouts are calculated at the time of the failure. See the error log for the actual replacement strategy.

---

**BC704705****Explanation:**

A problem occurred during the IPL of the system.

**Response:**

The FRU callouts are calculated at the time of the failure. See the error log for the actual replacement strategy.

---

**BC704708****Explanation:**

A problem occurred during the IPL of the system.

**Response:**

The FRU callouts are calculated at the time of the failure. See the error log for the actual replacement strategy.

---

**BC709001****Explanation:**

Firmware encountered an internal error while retrieving target data.

**Response:**

The FRU callouts are calculated at the time of the failure. See the error log for the actual replacement strategy.

---

**BC709002****Explanation:**

Firmware encountered an internal error while retrieving target data.

**Response:**

The FRU callouts are calculated at the time of the failure. See the error log for the actual replacement strategy.

---

**BC709003****Explanation:**

Firmware encountered an internal error while retrieving attribute data.

**Response:**

The FRU callouts are calculated at the time of the failure. See the error log for the actual replacement strategy.

---

**BC709004****Explanation:**

Firmware encountered an internal error while retrieving attribute data.

**Response:**

The FRU callouts are calculated at the time of the failure. See the error log for the actual replacement strategy.

---

**BC709005****Explanation:**

Firmware encountered an internal error.

**Response:**

The FRU callouts are calculated at the time of the failure. See the error log for the actual replacement strategy.

---

**BC709006****Explanation:**

Firmware encountered an internal error while retrieving target data.

**Response:**

The FRU callouts are calculated at the time of the failure. See the error log for the actual replacement strategy.

---

**BC70900A****Explanation:**

Firmware encountered an internal error.

**Response:**

The FRU callouts are calculated at the time of the failure. See the error log for the actual replacement strategy.

---

**BC70900B****Explanation:**

Firmware encountered an internal error.

**Response:**

The FRU callouts are calculated at the time of the failure. See the error log for the actual replacement strategy.

---

**BC70900D****Explanation:**

Firmware encountered an internal error.

**Response:**

The FRU callouts are calculated at the time of the failure. See the error log for the actual replacement strategy.

---

**BC70900E****Explanation:**

Firmware encountered an internal error.

**Response:**

The FRU callouts are calculated at the time of the failure. See the error log for the actual replacement strategy.

---

**BC70900F****Explanation:**

Firmware encountered an internal error.

**Response:**

The FRU callouts are calculated at the time of the failure. See the error log for the actual replacement strategy.

---

---

**BC709010****Explanation:**

Firmware encountered an internal error.

**Response:**

The FRU callouts are calculated at the time of the failure. See the error log for the actual replacement strategy.

---

**BC709011****Explanation:**

During processor/memory subsystem initialization, an error was encountered: Failed trying to add another entry to a mainstore area address range array.

**Response:**

The FRU callouts are calculated at the time of the failure. See the error log for the actual replacement strategy.

---

**BC709012****Explanation:**

During processor/memory subsystem initialization, an error was encountered: Attempted to add a RAM FRU for an invalid mainstore area.

**Response:**

The FRU callouts are calculated at the time of the failure. See the error log for the actual replacement strategy.

---

**BC709014****Explanation:**

Firmware encountered an internal error while retrieving target handle.

**Response:**

The FRU callouts are calculated at the time of the failure. See the error log for the actual replacement strategy.

---

**BC709015****Explanation:**

Firmware encountered an internal error.

**Response:**

The FRU callouts are calculated at the time of the failure. See the error log for the actual replacement strategy.

---

**BC709016****Explanation:**

Firmware encountered an internal error.

**Response:**

The FRU callouts are calculated at the time of the failure. See the error log for the actual replacement strategy.

---

**BC709017****Explanation:**

Firmware encountered an internal error.

**Response:**

The FRU callouts are calculated at the time of the failure. See the error log for the actual replacement strategy.

---

**BC709018****Explanation:**

Firmware encountered an internal error.

**Response:**

The FRU callouts are calculated at the time of the failure. See the error log for the actual replacement strategy.

---

**BC709019****Explanation:**

Firmware encountered an internal error.

**Response:**

The FRU callouts are calculated at the time of the failure. See the error log for the actual replacement strategy.

---

**BC70901A****Explanation:**

Firmware encountered an internal error.

**Response:**

The FRU callouts are calculated at the time of the failure. See the error log for the actual replacement strategy.

---

**BC70901B****Explanation:**

Firmware encountered an internal error.

**Response:**

The FRU callouts are calculated at the time of the failure. See the error log for the actual replacement strategy.

---

**BC70901C****Explanation:**

Firmware encountered an internal error.

**Response:**

The FRU callouts are calculated at the time of the failure. See the error log for the actual replacement strategy.

---

**BC70901E****Explanation:**

Firmware encountered an internal error while getting obus brick ID.

**Response:**



The FRU callouts are calculated at the time of the failure. See the error log for the actual replacement strategy.

---

**BC70901F****Explanation:**

Firmware encountered an internal error while getting obus frequency bucket.

**Response:**

The FRU callouts are calculated at the time of the failure. See the error log for the actual replacement strategy.

---

**BC709020****Explanation:**

Firmware encountered an internal error while finding proc model and ec.

**Response:**

The FRU callouts are calculated at the time of the failure. See the error log for the actual replacement strategy.

---

**BC709021****Explanation:**

Firmware encountered an internal error while retrieving obus pll frequency values.

**Response:**

The FRU callouts are calculated at the time of the failure. See the error log for the actual replacement strategy.

---

**BC70E504****Explanation:**

A hardware failure was detected in the central electronics complex (CEC).

**Response:**

The FRU callouts are calculated at the time of the failure. Examine the error log for the actual replacement strategy.

---

**BC70E540****Explanation:**

There was a failure most likely attributable to the service processor firmware, but it could also be software-related or require further support.

**Response:**

If this is a tracking event, no service actions are required. Otherwise, use the FRU and procedure callouts detailed with the SRC to determine service actions.

---

**BC70E550****Explanation:**

There was a firmware subsystem problem, but it could also be hardware-related or require further support.

**Response:**

If this is a tracking event, no service actions are required. Otherwise, use the FRU and procedure callouts detailed with the SRC to determine service actions.

---

**BC70E560****Explanation:**

During processor/memory subsystem initialization, an error was encountered: CEC hardware failure detected. Cause is most likely Software.

**Response:**

The FRU callouts are calculated at the time of the failure. See the error log for the actual replacement strategy.

---

**BC70E570****Explanation:**

During processor/memory subsystem initialization, an error was encountered: An errorlog containing extra FFDC collected by the HWP.

**Response:**

The FRU callouts are calculated at the time of the failure. See the error log for the actual replacement strategy.

---

**BC70E580****Explanation:**

Chip diagnosis did not find any chip with an attention.

**Response:**

The FRU callouts are calculated at the time of the failure. See the error log for the actual replacement strategy.

---

**BC70E582****Explanation:**

During processor/memory subsystem initialization, an error was encountered: Invalid configuration in CS FIR Data handling.

**Response:**

The FRU callouts are calculated at the time of the failure. See the error log for the actual replacement strategy.

---

**BC70E583****Explanation:**

During processor/memory subsystem initialization, an error was encountered: NULL system target.

**Response:**

The FRU callouts are calculated at the time of the failure. See the error log for the actual replacement strategy.

---

**BC75E540****Explanation:**

There was a failure most likely attributable to the service processor firmware, but it could also be software-related or require further support.

**Response:**

If this is a tracking event, no service actions are required. Otherwise, use the FRU and procedure callouts detailed with the SRC to determine service actions.

---

**BC7A1703**

**Explanation:**

A problem occurred during the IPL of the system.

**Response:**

The FRU callouts are calculated at the time of the failure. Examine the error log for the actual replacement strategy.

## (BC8x) Reference codes

---

A BC8x reference code indicates that an event or exception occurred in boot firmware. To resolve any BC8x reference code, determine if the SRC requires a service action or if it is for tracking purposes only.

Diagnostics analyze an event when it occurs to determine if the event requires service or if the event will only be recorded for tracking purposes and future reference. The determination is based on machine type, model, installed features, configuration, topology and activations at the time of the event.

If you do not find the SRC in a serviceable event view then it is a tracking event only and does not require service.

- Tracking events appear as "informational" or "Misc." or "temp" in the IBM i product activity log and the Advanced System Manage Interface (ASMI).
- Serviceable event views are:
  - AIX® Diagnostics Results Log
  - IBM i problem log
  - IBM i service action log (SAL)
  - Management console service focal point
  - Linux® Diagnostic Messages Log
  - System control panel
  - ASMI listed under serviceable events

---

**BC800202**

**Explanation:**

During processor/memory subsystem initialization, an error was encountered: A device driver operation was attempted for which no driver has been registered.

**Response:**

The FRU callouts are calculated at the time of the failure. See the error log for the actual replacement strategy.

---

**BC800203**

**Explanation:**

During processor/memory subsystem initialization, an error was encountered: A device driver operation on a NULL target.

**Response:**

The FRU callouts are calculated at the time of the failure. See the error log for the actual replacement strategy.

---

**BC800204**

**Explanation:**

During processor/memory subsystem initialization, an error was encountered: A double registration was attempted with the routing framework.

**Response:**

The FRU callouts are calculated at the time of the failure. See the error log for the actual replacement strategy.

---

**BC800301**

**Explanation:**

During processor/memory subsystem initialization, an error was encountered: The provided address is over 32 bits long which makes it invalid.

**Response:**

The FRU callouts are calculated at the time of the failure. See the error log for the actual replacement strategy.

---

**BC800305**

**Explanation:**

During processor/memory subsystem initialization, an error was encountered: Indirect SCOM Read error.

**Response:**

The FRU callouts are calculated at the time of the failure. See the error log for the actual replacement strategy.

---

**BC800306****Explanation:**

During processor/memory subsystem initialization, an error was encountered: Indirect SCOM complete bit did not come on.

**Response:**

The FRU callouts are calculated at the time of the failure. See the error log for the actual replacement strategy.

---

**BC800307****Explanation:**

During processor/memory subsystem initialization, an error was encountered: Indirect SCOM Write failed for this address.

**Response:**

The FRU callouts are calculated at the time of the failure. See the error log for the actual replacement strategy.

---

**BC800308****Explanation:**

During processor/memory subsystem initialization, an error was encountered: Indirect SCOM complete bit did not come on.

**Response:**

The FRU callouts are calculated at the time of the failure. See the error log for the actual replacement strategy.

---

**BC800309****Explanation:**

During processor/memory subsystem initialization, an error was encountered: Scom Translate not supported for this type.

**Response:**

The FRU callouts are calculated at the time of the failure. See the error log for the actual replacement strategy.

---

**BC80030A****Explanation:**

During processor/memory subsystem initialization, an error was encountered: Scom Translation did not modify the address.

**Response:**

The FRU callouts are calculated at the time of the failure. See the error log for the actual replacement strategy.

---

**BC80030C****Explanation:**

Firmware error during system IPL.

**Response:**

The FRU callouts are calculated at the time of the failure. See the error log for the actual replacement strategy.

---

**BC80030D****Explanation:**

Firmware error during system IPL.

**Response:**

The FRU callouts are calculated at the time of the failure. See the error log for the actual replacement strategy.

---

**BC80030E****Explanation:**

A problem occurred during the IPL of the system.

**Response:**

The FRU callouts are calculated at the time of the failure. See the error log for the actual replacement strategy.

---

**BC80030F****Explanation:**

During processor/memory subsystem initialization, an error was encountered: Bits 0:11 in user supplied data is not zero.

**Response:**

The FRU callouts are calculated at the time of the failure. See the error log for the actual replacement strategy.

---

**BC800310****Explanation:**

During processor/memory subsystem initialization, an error was encountered: No read op on form 1 indirect scom.

**Response:**

The FRU callouts are calculated at the time of the failure. See the error log for the actual replacement strategy.

---

**BC800311****Explanation:**

During processor/memory subsystem initialization, an error was encountered: Hypervisor wakeup failed.

**Response:**

The FRU callouts are calculated at the time of the failure. See the error log for the actual replacement strategy.

---

**BC800312****Explanation:**

During processor/memory subsystem initialization, an error was encountered: SCOM runtime interface not linked.

**Response:**

The FRU callouts are calculated at the time of the failure. See the error log for the actual replacement strategy.

---

**BC800313**

**Explanation:**

During processor/memory subsystem initialization, an error was encountered: Disabling special wakeup when not enabled.

**Response:**

The FRU callouts are calculated at the time of the failure. See the error log for the actual replacement strategy.

---

**BC800314**

**Explanation:**

During processor/memory subsystem initialization, an error was encountered: Scm Translate not supported for this type.

**Response:**

The FRU callouts are calculated at the time of the failure. See the error log for the actual replacement strategy.

---

**BC800315**

**Explanation:**

During processor/memory subsystem initialization, an error was encountered: Error from Hypervisor attempting SCOM.

**Response:**

The FRU callouts are calculated at the time of the failure. See the error log for the actual replacement strategy.

---

**BC800316**

**Explanation:**

During processor/memory subsystem initialization, an error was encountered: Buffer size is less than allowed or NULL data buffer.

**Response:**

The FRU callouts are calculated at the time of the failure. See the error log for the actual replacement strategy.

---

**BC800317**

**Explanation:**

During processor/memory subsystem initialization, an error was encountered: Scm invalid operation type.

**Response:**

The FRU callouts are calculated at the time of the failure. See the error log for the actual replacement strategy.

---

**BC800318**

**Explanation:**

Secure Boot failure.

**Response:**

The FRU callouts are calculated at the time of the failure. See the error log for the actual replacement strategy.

---

**BC800319**

**Explanation:**

Secure Boot failure.

**Response:**

The FRU callouts are calculated at the time of the failure. See the error log for the actual replacement strategy.

---

**BC80031A**

**Explanation:**

Secure Boot failure.

**Response:**

The FRU callouts are calculated at the time of the failure. See the error log for the actual replacement strategy.

---

**BC80031B**

**Explanation:**

Secure Boot failure.

**Response:**

The FRU callouts are calculated at the time of the failure. See the error log for the actual replacement strategy.

---

**BC80031C**

**Explanation:**

Secure Boot failure.

**Response:**

The FRU callouts are calculated at the time of the failure. See the error log for the actual replacement strategy.

---

**BC80031D**

**Explanation:**

During processor/memory subsystem initialization, an error was encountered: Invalid mode parm for wakeup operation.

**Response:**

The FRU callouts are calculated at the time of the failure. See the error log for the actual replacement strategy.

---

**BC80031E**

**Explanation:**

During processor/memory subsystem initialization, an error was encountered: Unexpectedly forcing wakeup off when the counter is non-zero, implies a bug in the code flow.

**Response:**

The FRU callouts are calculated at the time of the failure. See the error log for the actual replacement strategy.

---

**BC80031F****Explanation:**

During processor/memory subsystem initialization, an error was encountered: Unsupported multicast op.

**Response:**

The FRU callouts are calculated at the time of the failure. See the error log for the actual replacement strategy.

---

**BC800401****Explanation:**

During processor/memory subsystem initialization, an error was encountered: XSCom access error.

**Response:**

The FRU callouts are calculated at the time of the failure. See the error log for the actual replacement strategy.

---

**BC800402****Explanation:**

During processor/memory subsystem initialization, an error was encountered: XSCOM buffer size less than 8 bytes or NULL data buff.

**Response:**

The FRU callouts are calculated at the time of the failure. See the error log for the actual replacement strategy.

---

**BC800403****Explanation:**

During processor/memory subsystem initialization, an error was encountered: XSCOM invalid operation type.

**Response:**

The FRU callouts are calculated at the time of the failure. See the error log for the actual replacement strategy.

---

**BC800405****Explanation:**

A problem occurred during the IPL of the system.

**Response:**

The FRU callouts are calculated at the time of the failure. See the error log for the actual replacement strategy.

---

**BC800406****Explanation:**

During processor/memory subsystem initialization, an error was encountered: XSCOM access error.

**Response:**

The FRU callouts are calculated at the time of the failure. See the error log for the actual replacement strategy.

---

**BC800407****Explanation:**

During processor/memory subsystem initialization, an error was encountered: XSCOM runtime interface not linked.

**Response:**

The FRU callouts are calculated at the time of the failure. See the error log for the actual replacement strategy.

---

**BC800501****Explanation:**

During processor/memory subsystem initialization, an error was encountered: Initialization Service failed to start a task.

**Response:**

The FRU callouts are calculated at the time of the failure. See the error log for the actual replacement strategy.

---

**BC800502****Explanation:**

During processor/memory subsystem initialization, an error was encountered: Initialization Service attempted to start a function within a module but the function failed to launch.

**Response:**

The FRU callouts are calculated at the time of the failure. See the error log for the actual replacement strategy.

---

**BC800503****Explanation:**

During processor/memory subsystem initialization, an error was encountered: One or more CxxTest Unit Tests failed.

**Response:**

The FRU callouts are calculated at the time of the failure. See the error log for the actual replacement strategy.

---

**BC800504****Explanation:**

During processor/memory subsystem initialization, an error was encountered: Could not FLUSH virtual memory.

**Response:**

The FRU callouts are calculated at the time of the failure. See the error log for the actual replacement strategy.

---

**BC800505**

**Explanation:**

During processor/memory subsystem initialization, an error was encountered: Initialization Service launched a task and the task returned an error.

**Response:**

The FRU callouts are calculated at the time of the failure. See the error log for the actual replacement strategy.

---

**BC800506**

**Explanation:**

During processor/memory subsystem initialization, an error was encountered: Initialization Service launched a function and the task returned an error.

**Response:**

The FRU callouts are calculated at the time of the failure. See the error log for the actual replacement strategy.

---

**BC800507**

**Explanation:**

During processor/memory subsystem initialization, an error was encountered: Initialization Service failed to load a module needed to load a function or task. UserDetails will contain the name of the function or task.

**Response:**

The FRU callouts are calculated at the time of the failure. See the error log for the actual replacement strategy.

---

**BC800508**

**Explanation:**

During processor/memory subsystem initialization, an error was encountered: Request to send Istep Complete msg to Fsp, but no outstanding message from service processor found.

**Response:**

The FRU callouts are calculated at the time of the failure. See the error log for the actual replacement strategy.

---

**BC800509**

**Explanation:**

During processor/memory subsystem initialization, an error was encountered: IStep failed and HW

deconfigured. Looped back to an earlier istep (Reconfigure loop).

**Response:**

The FRU callouts are calculated at the time of the failure. See the error log for the actual replacement strategy.

---

**BC80050A**

**Explanation:**

A hardware error occurred during the IPL. See previous logs for details.

**Response:**

The FRU callouts are calculated at the time of the failure. See the error log for the actual replacement strategy.

---

**BC80050B**

**Explanation:**

During processor/memory subsystem initialization, an error was encountered: Received shutdown request from service processor.

**Response:**

The FRU callouts are calculated at the time of the failure. See the error log for the actual replacement strategy.

---

**BC80050C**

**Explanation:**

A problem occurred during the IPL of the system.

**Response:**

The FRU callouts are calculated at the time of the failure. See the error log for the actual replacement strategy.

---

**BC80050D**

**Explanation:**

During processor/memory subsystem initialization, an error was encountered: Istep messaged received by non-master node.

**Response:**

The FRU callouts are calculated at the time of the failure. See the error log for the actual replacement strategy.

---

**BC80050F**

**Explanation:**

A reconfigure loop is being induced for testing purposes.

**Response:**

The FRU callouts are calculated at the time of the failure. See the error log for the actual replacement strategy.

---

**BC800510**

**Explanation:**

During processor/memory subsystem initialization, an error was encountered: Received shutdown request due to deconfigure outside of reconfig loop.

**Response:**

The FRU callouts are calculated at the time of the failure. See the error log for the actual replacement strategy.

---

**BC800511**

**Explanation:**

An internal firmware error occurred.

**Response:**

The FRU callouts are calculated at the time of the failure. See the error log for the actual replacement strategy.

---

**BC800512**

**Explanation:**

Node is no longer accepting istep requests.

**Response:**

The FRU callouts are calculated at the time of the failure. See the error log for the actual replacement strategy.

---

**BC800516**

**Explanation:**

Firmware error during boot.

**Response:**

The FRU callouts are calculated at the time of the failure. See the error log for the actual replacement strategy.

---

**BC800601**

**Explanation:**

A problem occurred while accessing the boot flash.

**Response:**

The FRU callouts are calculated at the time of the failure. See the error log for the actual replacement strategy.

---

**BC800602**

**Explanation:**

A problem occurred while accessing the boot flash.

**Response:**

The FRU callouts are calculated at the time of the failure. See the error log for the actual replacement strategy.

---

**BC800603**

**Explanation:**

During processor/memory subsystem initialization, an error was encountered: invalid section passed to flush.

**Response:**

The FRU callouts are calculated at the time of the failure. See the error log for the actual replacement strategy.

---

**BC800604**

**Explanation:**

A problem occurred while initializing secure PNOR.

**Response:**

The FRU callouts are calculated at the time of the failure. See the error log for the actual replacement strategy.

---

**BC800605**

**Explanation:**

Processor NOR flash: A problem occurred while accessing the boot flash.

**Response:**

The FRU callouts are calculated at the time of the failure. See the error log for the actual replacement strategy.

---

**BC800606**

**Explanation:**

A problem occurred while accessing the boot flash.

**Response:**

The FRU callouts are calculated at the time of the failure. See the error log for the actual replacement strategy.

---

**BC800607**

**Explanation:**

During processor/memory subsystem initialization, an error was encountered: SfcIBM::hwReset> Unsupported Reset Level requested.

**Response:**

The FRU callouts are calculated at the time of the failure. See the error log for the actual replacement strategy.

---

**BC800608**

**Explanation:**

LPC bus error communicating with the BMC.

**Response:**

The FRU callouts are calculated at the time of the failure. See the error log for the actual replacement strategy.

---

**BC800609**

**Explanation:**

A problem occurred while accessing the boot flash.

**Response:**

The FRU callouts are calculated at the time of the failure. See the error log for the actual replacement strategy.

---

**BC80060B****Explanation:**

Hardware error accessing flash during IPL.

**Response:**

The FRU callouts are calculated at the time of the failure. See the error log for the actual replacement strategy.

---

**BC80060C****Explanation:**

Fail verifying Flash File System (FFS) Header on Master Candidate Processor NOR flash Table of Contents

**Response:**

The FRU callouts are calculated at the time of the failure. See the error log for the actual replacement strategy.

---

**BC800610****Explanation:**

A problem occurred while accessing the boot flash.

**Response:**

The FRU callouts are calculated at the time of the failure. See the error log for the actual replacement strategy.

---

**BC800614****Explanation:**

Firmware error accessing flash during IPL.

**Response:**

The FRU callouts are calculated at the time of the failure. See the error log for the actual replacement strategy.

---

**BC800615****Explanation:**

BMC not responding while accessing the flash.

**Response:**

The FRU callouts are calculated at the time of the failure. See the error log for the actual replacement strategy.

---

**BC800616****Explanation:**

Error accessing system firmware flash.

**Response:**

The FRU callouts are calculated at the time of the failure. See the error log for the actual replacement strategy.

---

**BC800617****Explanation:**

Error accessing system firmware flash.

**Response:**

The FRU callouts are calculated at the time of the failure. See the error log for the actual replacement strategy.

---

**BC800619****Explanation:**

A problem occurred while reading Processor NOR flash partition table.

**Response:**

The FRU callouts are calculated at the time of the failure. See the error log for the actual replacement strategy.

---

**BC80061B****Explanation:**

During processor/memory subsystem initialization, an error was encountered: invalid section passed to getSectionInfo or section prohibited by secureboot.

**Response:**

The FRU callouts are calculated at the time of the failure. See the error log for the actual replacement strategy.

---

**BC80061C****Explanation:**

During processor/memory subsystem initialization, an error was encountered: UNCORRECTABLE ECC.

**Response:**

The FRU callouts are calculated at the time of the failure. See the error log for the actual replacement strategy.

---

**BC80061D****Explanation:**

During processor/memory subsystem initialization, an error was encountered: section size is zero.

**Response:**

The FRU callouts are calculated at the time of the failure. See the error log for the actual replacement strategy.

---

**BC80061E****Explanation:**

Failed to remove pages.

**Response:**

The FRU callouts are calculated at the time of the failure. See the error log for the actual replacement strategy.

---

**BC80061F****Explanation:**

Error accessing system firmware flash.

**Response:**



The FRU callouts are calculated at the time of the failure. See the error log for the actual replacement strategy.

---

**BC800620****Explanation:**

Error accessing system firmware flash.

**Response:**

The FRU callouts are calculated at the time of the failure. See the error log for the actual replacement strategy.

---

**BC800621****Explanation:**

During processor/memory subsystem initialization, an error was encountered: Non ECC protected section is passed to fixECC.

**Response:**

The FRU callouts are calculated at the time of the failure. See the error log for the actual replacement strategy.

---

**BC800622****Explanation:**

A problem occurred while reading Processor NOR flash partition table.

**Response:**

The FRU callouts are calculated at the time of the failure. See the error log for the actual replacement strategy.

---

**BC800623****Explanation:**

A problem occurred while reading Processor NOR flash partition table.

**Response:**

The FRU callouts are calculated at the time of the failure. See the error log for the actual replacement strategy.

---

**BC800627****Explanation:**

A problem occurred while accessing the boot flash.

**Response:**

The FRU callouts are calculated at the time of the failure. See the error log for the actual replacement strategy.

---

**BC800629****Explanation:**

No valid Table of Contents (TOC) found for Processor NOR flash.

**Response:**

The FRU callouts are calculated at the time of the failure. See the error log for the actual replacement strategy.

---

**BC80062A****Explanation:**

Error accessing system firmware flash.

**Response:**

The FRU callouts are calculated at the time of the failure. See the error log for the actual replacement strategy.

---

**BC80062B****Explanation:**

A problem occurred while reading Processor NOR flash partition table.

**Response:**

The FRU callouts are calculated at the time of the failure. See the error log for the actual replacement strategy.

---

**BC80062C****Explanation:**

A problem occurred while reading Processor NOR flash partition table.

**Response:**

The FRU callouts are calculated at the time of the failure. See the error log for the actual replacement strategy.

---

**BC80062D****Explanation:**

A problem occurred while reading Processor NOR flash partition table.

**Response:**

The FRU callouts are calculated at the time of the failure. See the error log for the actual replacement strategy.

---

**BC80062F****Explanation:**

Firmware level mismatch.

**Response:**

The FRU callouts are calculated at the time of the failure. See the error log for the actual replacement strategy.

---

**BC800630****Explanation:**

Secureboot key transition failure.

**Response:**

The FRU callouts are calculated at the time of the failure. See the error log for the actual replacement strategy.

---

**BC800631****Explanation:**

Firmware Error.

**Response:**

The FRU callouts are calculated at the time of the failure. See the error log for the actual replacement strategy.

---

**BC800632****Explanation:**

BMC not responding while accessing the flash.

**Response:**

The FRU callouts are calculated at the time of the failure. See the error log for the actual replacement strategy.

---

**BC800633****Explanation:**

BMC not responding while accessing the flash.

**Response:**

The FRU callouts are calculated at the time of the failure. See the error log for the actual replacement strategy.

---

**BC800634****Explanation:**

Security failure: unable to securely load requested firmware.

**Response:**

The FRU callouts are calculated at the time of the failure. See the error log for the actual replacement strategy.

---

**BC800635****Explanation:**

A problem occurred within the security subsystem.

**Response:**

The FRU callouts are calculated at the time of the failure. See the error log for the actual replacement strategy.

---

**BC800636****Explanation:**

A problem occurred within the security subsystem.

**Response:**

The FRU callouts are calculated at the time of the failure. See the error log for the actual replacement strategy.

---

**BC800637****Explanation:**

A problem occurred within the security subsystem.

**Response:**

The FRU callouts are calculated at the time of the failure. See the error log for the actual replacement strategy.

---

**BC800638****Explanation:**

Failure in security subsystem.

**Response:**

The FRU callouts are calculated at the time of the failure. See the error log for the actual replacement strategy.

---

**BC800639****Explanation:**

Platform Security Error.

**Response:**

The FRU callouts are calculated at the time of the failure. See the error log for the actual replacement strategy.

---

**BC80063A****Explanation:**

Failure in security subsystem.

**Response:**

The FRU callouts are calculated at the time of the failure. See the error log for the actual replacement strategy.

---

**BC80063B****Explanation:**

Failure in security subsystem.

**Response:**

The FRU callouts are calculated at the time of the failure. See the error log for the actual replacement strategy.

---

**BC80063C****Explanation:**

Failure in security subsystem.

**Response:**

The FRU callouts are calculated at the time of the failure. See the error log for the actual replacement strategy.

---

**BC80063D****Explanation:**

A problem occurred while reading Processor NOR flash partition table.

**Response:**

The FRU callouts are calculated at the time of the failure. See the error log for the actual replacement strategy.

---

**BC800702****Explanation:**

A problem occurred during the IPL of the system.

**Response:**

The FRU callouts are calculated at the time of the failure. See the error log for the actual replacement strategy.

---

**BC800703**

**Explanation:**

During processor/memory subsystem initialization, an error was encountered: Timed out waiting for data in FIFO to read.

**Response:**

The FRU callouts are calculated at the time of the failure. See the error log for the actual replacement strategy.

---

**BC800705**

**Explanation:**

During processor/memory subsystem initialization, an error was encountered: Timed out waiting for command complete.

**Response:**

The FRU callouts are calculated at the time of the failure. See the error log for the actual replacement strategy.

---

**BC800706**

**Explanation:**

A problem occurred during the IPL of the system: An error was found in the I2C status register.

**Response:**

The FRU callouts are calculated at the time of the failure. See the error log for the actual replacement strategy.

---

**BC800707**

**Explanation:**

During processor/memory subsystem initialization, an error was encountered: Master Sentinel chip was used as a target for an I2C operation. This is not permitted.

**Response:**

The FRU callouts are calculated at the time of the failure. See the error log for the actual replacement strategy.

---

**BC80070A**

**Explanation:**

A problem occurred during the IPL of the system.

**Response:**

The FRU callouts are calculated at the time of the failure. See the error log for the actual replacement strategy.

---

**BC80070B**

**Explanation:**

A problem occurred during the IPL of the system: A NACK error was found in the I2C Status register.

**Response:**

The FRU callouts are calculated at the time of the failure. See the error log for the actual replacement strategy.

---

**BC80070C**

**Explanation:**

A problem occurred during the IPL of the system: A Bus Arbitration Lost error was found in the I2C status register.

**Response:**

The FRU callouts are calculated at the time of the failure. See the error log for the actual replacement strategy.

---

**BC80070D**

**Explanation:**

During processor/memory subsystem initialization, an error was encountered: I2C read/write interface not linked.

**Response:**

The FRU callouts are calculated at the time of the failure. See the error log for the actual replacement strategy.

---

**BC80070E**

**Explanation:**

During processor/memory subsystem initialization, an error was encountered: I2C access error.

**Response:**

The FRU callouts are calculated at the time of the failure. See the error log for the actual replacement strategy.

---

**BC80070F**

**Explanation:**

During processor/memory subsystem initialization, an error was encountered: I2C offset length is invalid.

**Response:**

The FRU callouts are calculated at the time of the failure. See the error log for the actual replacement strategy.

---

**BC800710**

**Explanation:**

During processor/memory subsystem initialization, an error was encountered: There was an error retrieving the EEPROM page mutex for this i2c master engine.

**Response:**

The FRU callouts are calculated at the time of the failure. See the error log for the actual replacement strategy.

---

---

**BC800711****Explanation:**

During processor/memory subsystem initialization, an error was encountered: There was a request for an invalid EEPROM page.

**Response:**

The FRU callouts are calculated at the time of the failure. See the error log for the actual replacement strategy.

---

**BC800712****Explanation:**

During processor/memory subsystem initialization, an error was encountered: I2C master encountered an error while trying to unlock the eepromPage.

**Response:**

The FRU callouts are calculated at the time of the failure. See the error log for the actual replacement strategy.

---

**BC800713****Explanation:**

A problem occurred during the IPL of the system.

**Response:**

The FRU callouts are calculated at the time of the failure. See the error log for the actual replacement strategy.

---

**BC800714****Explanation:**

Unexpected boot firmware error.

**Response:**

The FRU callouts are calculated at the time of the failure. See the error log for the actual replacement strategy.

---

**BC800715****Explanation:**

Unexpected boot firmware error.

**Response:**

The FRU callouts are calculated at the time of the failure. See the error log for the actual replacement strategy.

---

**BC800716****Explanation:**

Firmware error during boot.

**Response:**

The FRU callouts are calculated at the time of the failure. See the error log for the actual replacement strategy.

---

**BC800717****Explanation:**

Firmware error during boot.

**Response:**

The FRU callouts are calculated at the time of the failure. See the error log for the actual replacement strategy.

---

**BC800718****Explanation:**

Unexpected firmware error.

**Response:**

The FRU callouts are calculated at the time of the failure. See the error log for the actual replacement strategy.

---

**BC800719****Explanation:**

Unexpected firmware error.

**Response:**

The FRU callouts are calculated at the time of the failure. See the error log for the actual replacement strategy.

---

**BC80071A****Explanation:**

Unexpected firmware error.

**Response:**

The FRU callouts are calculated at the time of the failure. See the error log for the actual replacement strategy.

---

**BC80071B****Explanation:**

Unexpected firmware error.

**Response:**

The FRU callouts are calculated at the time of the failure. See the error log for the actual replacement strategy.

---

**BC80071C****Explanation:**

Unexpected firmware error.

**Response:**

The FRU callouts are calculated at the time of the failure. See the error log for the actual replacement strategy.

---

**BC80071D****Explanation:**

Unexpected firmware error.

**Response:**

The FRU callouts are calculated at the time of the failure. See the error log for the actual replacement strategy.

---

**BC800801**

**Explanation:**

During processor/memory subsystem initialization, an error was encountered: Could not load/unload module.

**Response:**

The FRU callouts are calculated at the time of the failure. See the error log for the actual replacement strategy.

---

**BC800803****Explanation:**

During processor/memory subsystem initialization, an error was encountered: Could not allocate virtual memory.

**Response:**

The FRU callouts are calculated at the time of the failure. See the error log for the actual replacement strategy.

---

**BC800804****Explanation:**

During processor/memory subsystem initialization, an error was encountered: Could not set permissions on virtual memory.

**Response:**

The FRU callouts are calculated at the time of the failure. See the error log for the actual replacement strategy.

---

**BC800805****Explanation:**

During processor/memory subsystem initialization, an error was encountered: Module does not exist.

**Response:**

The FRU callouts are calculated at the time of the failure. See the error log for the actual replacement strategy.

---

**BC800806****Explanation:**

During processor/memory subsystem initialization, an error was encountered: Module is not a data module.

**Response:**

The FRU callouts are calculated at the time of the failure. See the error log for the actual replacement strategy.

---

**BC800807****Explanation:**

A problem was detected during the IPL of they system: Task crashed.

**Response:**

The FRU callouts are calculated at the time of the failure. See the error log for the actual replacement strategy.

---

**BC800808****Explanation:**

Corrupted flash image or firmware error during system boot.

**Response:**

The FRU callouts are calculated at the time of the failure. See the error log for the actual replacement strategy.

---

**BC800901****Explanation:**

A problem was detected during the IPL of the system: A hardware initialization procedure requested an invalid attribute.

**Response:**

The FRU callouts are calculated at the time of the failure. See the error log for the actual replacement strategy.

---

**BC800902****Explanation:**

During processor/memory subsystem initialization, an error was encountered: Request for EC features on an attribute without EC features.

**Response:**

The FRU callouts are calculated at the time of the failure. See the error log for the actual replacement strategy.

---

**BC800907****Explanation:**

Internal firmware error.

**Response:**

The FRU callouts are calculated at the time of the failure. See the error log for the actual replacement strategy.

---

**BC800908****Explanation:**

Firmware Error.

**Response:**

The FRU callouts are calculated at the time of the failure. See the error log for the actual replacement strategy.

---

**BC800909****Explanation:**

Firmware Error.

**Response:**

The FRU callouts are calculated at the time of the failure. See the error log for the actual replacement strategy.

---

**BC80090A**

**Explanation:**

Firmware Error.

**Response:**

The FRU callouts are calculated at the time of the failure. See the error log for the actual replacement strategy.

---

**BC80090D****Explanation:**

Firmware error during IPL.

**Response:**

The FRU callouts are calculated at the time of the failure. See the error log for the actual replacement strategy.

---

**BC80090E****Explanation:**

Firmware error during IPL.

**Response:**

The FRU callouts are calculated at the time of the failure. See the error log for the actual replacement strategy.

---

**BC80090F****Explanation:**

Error initializing processor/memory subsystem during boot. See FRU list for repair actions.

**Response:**

The FRU callouts are calculated at the time of the failure. See the error log for the actual replacement strategy.

---

**BC800910****Explanation:**

Firmware error during IPL.

**Response:**

The FRU callouts are calculated at the time of the failure. See the error log for the actual replacement strategy.

---

**BC800911****Explanation:**

Firmware error during IPL.

**Response:**

The FRU callouts are calculated at the time of the failure. See the error log for the actual replacement strategy.

---

**BC800924****Explanation:**

Error unmapping memory section.

**Response:**

The FRU callouts are calculated at the time of the failure. See the error log for the actual replacement strategy.

---

**BC800925****Explanation:**

During processor/memory subsystem initialization, an error was encountered: The hwsv returned a message where the extra data was null. This should not happen so need to tell HostBoot to stop the ipl.

**Response:**

The FRU callouts are calculated at the time of the failure. See the error log for the actual replacement strategy.

---

**BC800926****Explanation:**

During processor/memory subsystem initialization, an error was encountered: The hwsv found an error while processing the message so it sent an error message back to indicate to HostBoot to stop the IPL. Userdata1 will have the error PLID from hwsv's errorlog.

**Response:**

The FRU callouts are calculated at the time of the failure. See the error log for the actual replacement strategy.

---

**BC800927****Explanation:**

During processor/memory subsystem initialization, an error was encountered: The hwsv returned a message where there was an error when the powr function was called. userdata1 contains the errorlog plid from hwsv generated by the powr function.

**Response:**

The FRU callouts are calculated at the time of the failure. See the error log for the actual replacement strategy.

---

**BC800928****Explanation:**

During processor/memory subsystem initialization, an error was encountered: HB got an incorrect type message. HB did not provide the correct message type in the istep. Userdata1 shows the message type passed in.

**Response:**

The FRU callouts are calculated at the time of the failure. See the error log for the actual replacement strategy.

---

**BC80092A****Explanation:**

During processor/memory subsystem initialization, an error was encountered: messages from other nodes have not returned in time.

**Response:**

The FRU callouts are calculated at the time of the failure. See the error log for the actual replacement strategy.

---

**BC80092B**

**Explanation:**

During processor/memory subsystem initialization, an error was encountered: host coalesce host timer thread failed.

**Response:**

The FRU callouts are calculated at the time of the failure. See the error log for the actual replacement strategy.

---

**BC800930**

**Explanation:**

Read/write requested while in DISABLE\_DRAM\_REPAIRS mode found extra bad bits set for DIMM.

**Response:**

The FRU callouts are calculated at the time of the failure. See the error log for the actual replacement strategy.

---

**BC800931**

**Explanation:**

A problem occurred during the IPL of the system.

**Response:**

The FRU callouts are calculated at the time of the failure. See the error log for the actual replacement strategy.

---

**BC800932**

**Explanation:**

A problem occurred during the IPL of the system.

**Response:**

The FRU callouts are calculated at the time of the failure. See the error log for the actual replacement strategy.

---

**BC80093E**

**Explanation:**

Error uncompressing payload image from boot flash.

**Response:**

The FRU callouts are calculated at the time of the failure. See the error log for the actual replacement strategy.

---

**BC800A01**

**Explanation:**

An internal function called the FSI device driver with an improper data length.

**Response:**

The FRU callouts are calculated at the time of the failure. See the error log for the actual replacement strategy.

---

**BC800A03**

**Explanation:**

A problem occurred during the IPL of the system.

**Response:**

The FRU callouts are calculated at the time of the failure. See the error log for the actual replacement strategy.

---

**BC800A04**

**Explanation:**

A problem occurred during the IPL of the system.

**Response:**

The FRU callouts are calculated at the time of the failure. See the error log for the actual replacement strategy.

---

**BC800A06**

**Explanation:**

A problem occurred during the IPL of the system.

**Response:**

The FRU callouts are calculated at the time of the failure. See the error log for the actual replacement strategy.

---

**BC800A08**

**Explanation:**

A problem occurred during the IPL of the system.

**Response:**

The FRU callouts are calculated at the time of the failure. See the error log for the actual replacement strategy.

---

**BC800A09**

**Explanation:**

A problem occurred during the IPL of the system.

**Response:**

The FRU callouts are calculated at the time of the failure. See the error log for the actual replacement strategy.

---

**BC800A0A**

**Explanation:**

A problem occurred during the IPL of the system.

**Response:**

The FRU callouts are calculated at the time of the failure. See the error log for the actual replacement strategy.

---

**BC800A0B****Explanation:**

A problem occurred during the IPL of the system.

**Response:**

The FRU callouts are calculated at the time of the failure. See the error log for the actual replacement strategy.

---

**BC800A0C****Explanation:**

A problem occurred during the IPL of the system.

**Response:**

The FRU callouts are calculated at the time of the failure. See the error log for the actual replacement strategy.

---

**BC800A0D****Explanation:**

A problem occurred during the IPL of the system.

**Response:**

The FRU callouts are calculated at the time of the failure. See the error log for the actual replacement strategy.

---

**BC800A0E****Explanation:**

A problem occurred during the IPL of the system.

**Response:**

The FRU callouts are calculated at the time of the failure. See the error log for the actual replacement strategy.

---

**BC800A0F****Explanation:**

FSI and MVPD do not agree.

**Response:**

The FRU callouts are calculated at the time of the failure. See the error log for the actual replacement strategy.

---

**BC800A10****Explanation:**

FSI and CVPD do not agree.

**Response:**

The FRU callouts are calculated at the time of the failure. See the error log for the actual replacement strategy.

---

**BC800A11****Explanation:**

A problem occurred during the IPL of the system.

**Response:**

The FRU callouts are calculated at the time of the failure. See the error log for the actual replacement strategy.

---

**BC800A12****Explanation:**

A problem occurred during the IPL of the system.

**Response:**

The FRU callouts are calculated at the time of the failure. See the error log for the actual replacement strategy.

---

**BC800B02****Explanation:**

A problem occurred during the IPL of the system. The eyecatch value observed in memory does not match the expected value and therefore the contents of the attribute sections are unable to be parsed.

**Response:**

The FRU callouts are calculated at the time of the failure. See the error log for the actual replacement strategy.

---

**BC800B03****Explanation:**

Kernel failed to block memory.

**Response:**

The FRU callouts are calculated at the time of the failure. See the error log for the actual replacement strategy.

---

**BC800B04****Explanation:**

Kernel failed to set permissions on virtual memory block.

**Response:**

The FRU callouts are calculated at the time of the failure. See the error log for the actual replacement strategy.

---

**BC800B05****Explanation:**

Unexpected boot firmware error occurred.

**Response:**

The FRU callouts are calculated at the time of the failure. See the error log for the actual replacement strategy.

---

**BC800B06****Explanation:**

FW error, unexpected Attribute section type.

**Response:**

The FRU callouts are calculated at the time of the failure. See the error log for the actual replacement strategy.



---

**BC800B07****Explanation:**

A problem occurred during the IPL of the system: Attributes were not fully synchronized between the host firmware and service processor.

**Response:**

The FRU callouts are calculated at the time of the failure. See the error log for the actual replacement strategy.

---

**BC800B08****Explanation:**

During processor/memory subsystem initialization, an error was encountered: The attribute synchronization code on the service processor side was unable to fulfill the sync to HostBoot request.

**Response:**

The FRU callouts are calculated at the time of the failure. See the error log for the actual replacement strategy.

---

**BC800B09****Explanation:**

During processor/memory subsystem initialization, an error was encountered: The attribute synchronization from the service processor failed.

**Response:**

The FRU callouts are calculated at the time of the failure. See the error log for the actual replacement strategy.

---

**BC800B0C****Explanation:**

During processor/memory subsystem initialization, an error was encountered: Targeting target's type not supported by runtime code.

**Response:**

The FRU callouts are calculated at the time of the failure. See the error log for the actual replacement strategy.

---

**BC800B0D****Explanation:**

Invalid configuration data in firmware Processor NOR flash.

**Response:**

The FRU callouts are calculated at the time of the failure. See the error log for the actual replacement strategy.

---

**BC800B0E****Explanation:**

Invalid configuration data in firmware Processor NOR flash.

**Response:**

The FRU callouts are calculated at the time of the failure. See the error log for the actual replacement strategy.

---

**BC800B0F****Explanation:**

During processor/memory subsystem initialization, an error was encountered: Failure applying given attribute override on given target.

**Response:**

The FRU callouts are calculated at the time of the failure. See the error log for the actual replacement strategy.

---

**BC800B10****Explanation:**

During processor/memory subsystem initialization, an error was encountered: Given target does not have given attribute to apply override.

**Response:**

The FRU callouts are calculated at the time of the failure. See the error log for the actual replacement strategy.

---

**BC800B11****Explanation:**

Invalid configuration data in firmware Processor NOR flash.

**Response:**

The FRU callouts are calculated at the time of the failure. See the error log for the actual replacement strategy.

---

**BC800B12****Explanation:**

Invalid configuration data in firmware Processor NOR flash.

**Response:**

The FRU callouts are calculated at the time of the failure. See the error log for the actual replacement strategy.

---

**BC800B13****Explanation:**

Kernel failed to block map memory.

**Response:**

The FRU callouts are calculated at the time of the failure. See the error log for the actual replacement strategy.

---

**BC800B15****Explanation:**

Kernel failed to unblock mapped memory.

**Response:**

The FRU callouts are calculated at the time of the failure. See the error log for the actual replacement strategy.

---

**BC800B16****Explanation:**

Unexpected internal firmware error.

**Response:**

The FRU callouts are calculated at the time of the failure. See the error log for the actual replacement strategy.

---

**BC800B17****Explanation:**

Unexpected internal firmware error.

**Response:**

The FRU callouts are calculated at the time of the failure. See the error log for the actual replacement strategy.

---

**BC800B19****Explanation:**

Unsupported override configuration data.

**Response:**

The FRU callouts are calculated at the time of the failure. See the error log for the actual replacement strategy.

---

**BC800B1A****Explanation:**

Unexpected boot firmware failure.

**Response:**

The FRU callouts are calculated at the time of the failure. See the error log for the actual replacement strategy.

---

**BC800B1B****Explanation:**

Tolerated boot firmware error occurred.

**Response:**

The FRU callouts are calculated at the time of the failure. See the error log for the actual replacement strategy.

---

**BC800B80****Explanation:**

During processor/memory subsystem initialization, an error was encountered: The caller passed an invalid node target to find the master proc handle.

**Response:**

The FRU callouts are calculated at the time of the failure. See the error log for the actual replacement strategy.

---

**BC800B81****Explanation:**

During processor/memory subsystem initialization, an error was encountered: The caller passed an invalid node target to find the master proc handle.

**Response:**

The FRU callouts are calculated at the time of the failure. See the error log for the actual replacement strategy.

---

**BC800B82****Explanation:**

Internal firmware error applying custom configuration settings.

**Response:**

The FRU callouts are calculated at the time of the failure. See the error log for the actual replacement strategy.

---

**BC800B83****Explanation:**

Firmware error doing code update.

**Response:**

The FRU callouts are calculated at the time of the failure. See the error log for the actual replacement strategy.

---

**BC800B84****Explanation:**

Firmware error doing code update.

**Response:**

The FRU callouts are calculated at the time of the failure. See the error log for the actual replacement strategy.

---

**BC800B85****Explanation:**

Firmware error doing code update.

**Response:**

The FRU callouts are calculated at the time of the failure. See the error log for the actual replacement strategy.

---

**BC800B86****Explanation:**

Firmware error doing code update.

**Response:**

The FRU callouts are calculated at the time of the failure. See the error log for the actual replacement strategy.

---

**BC800B87****Explanation:**

Firmware error doing code update.

**Response:**

The FRU callouts are calculated at the time of the failure. See the error log for the actual replacement strategy.

---

**BC800B88****Explanation:**

Firmware error doing code update.

**Response:**

The FRU callouts are calculated at the time of the failure. See the error log for the actual replacement strategy.

---

**BC800B89****Explanation:**

Attempted to perform an invalid attribute look up.

**Response:**

The FRU callouts are calculated at the time of the failure. See the error log for the actual replacement strategy.

---

**BC800B8A****Explanation:**

A problem occurred during the IPL of the system. Expected resource was not indicated to be present.

**Response:**

The FRU callouts are calculated at the time of the failure. See the error log for the actual replacement strategy.

---

**BC800B8B****Explanation:**

During processor/memory subsystem initialization, an error was encountered: Error: Failed to translate common association address to platform address.

**Response:**

The FRU callouts are calculated at the time of the failure. See the error log for the actual replacement strategy.

---

**BC800B8C****Explanation:**

During processor/memory subsystem initialization, an error was encountered: Error: No free association entry to set.

**Response:**

The FRU callouts are calculated at the time of the failure. See the error log for the actual replacement strategy.

---

**BC800C01****Explanation:**

During processor/memory subsystem initialization, an error was encountered: Attempt to deconfigure a target that is not deconfigurable or not present.

**Response:**

The FRU callouts are calculated at the time of the failure. See the error log for the actual replacement strategy.

---

**BC800C03****Explanation:**

During processor/memory subsystem initialization, an error was encountered: Invalid target encountered in processing of HW callout.

**Response:**

The FRU callouts are calculated at the time of the failure. See the error log for the actual replacement strategy.

---

**BC800C04****Explanation:**

During processor/memory subsystem initialization, an error was encountered: Insufficient hardware to continue.

**Response:**

The FRU callouts are calculated at the time of the failure. See the error log for the actual replacement strategy.

---

**BC800C05****Explanation:**

A problem occurred during the IPL of the system: No functional processor cores were found on the master processor.

**Response:**

The FRU callouts are calculated at the time of the failure. See the error log for the actual replacement strategy.

---

**BC800C06****Explanation:**

A problem occurred during the IPL of the system: Found no functional dimm cards.

**Response:**

The FRU callouts are calculated at the time of the failure. See the error log for the actual replacement strategy.

---

**BC800C07****Explanation:**

A problem occurred during the IPL of the system: No functional master processor was found on this node.

**Response:**

The FRU callouts are calculated at the time of the failure. See the error log for the actual replacement strategy.

---

**BC800C08****Explanation:**

A problem occurred during the IPL of the system: No functional nodes were found on the system.

**Response:**

The FRU callouts are calculated at the time of the failure. See the error log for the actual replacement strategy.

---

**BC800C09**

**Explanation:**

A problem occurred during the IPL of the system: Found no functional dimm cards.

**Response:**

The FRU callouts are calculated at the time of the failure. See the error log for the actual replacement strategy.

---

**BC800C0A**

**Explanation:**

A previously discovered hardware issue is being ignored to allow the system to boot.

**Response:**

The FRU callouts are calculated at the time of the failure. See the error log for the actual replacement strategy.

---

**BC800C0B**

**Explanation:**

A problem occurred during the IPL of the system: A critical resource was found to be deconfigured.

**Response:**

The FRU callouts are calculated at the time of the failure. See the error log for the actual replacement strategy.

---

**BC800C0C**

**Explanation:**

A problem occurred during the IPL of the system: Found no functional dimm cards.

**Response:**

The FRU callouts are calculated at the time of the failure. See the error log for the actual replacement strategy.

---

**BC800C0E**

**Explanation:**

Insufficient hardware to continue IPL.

**Response:**

The FRU callouts are calculated at the time of the failure. See the error log for the actual replacement strategy.

---

**BC800C0F**

**Explanation:**

Incompatible Processor Chip Levels.

**Response:**

The FRU callouts are calculated at the time of the failure. See the error log for the actual replacement strategy.

---

**BC800C10**

**Explanation:**

Incompatible Processor Chip Levels.

**Response:**

The FRU callouts are calculated at the time of the failure. See the error log for the actual replacement strategy.

---

**BC800C11**

**Explanation:**

Host firmware encountered an internal error.

**Response:**

The FRU callouts are calculated at the time of the failure. See the error log for the actual replacement strategy.

---

**BC800C12**

**Explanation:**

Host firmware encountered an internal error.

**Response:**

The FRU callouts are calculated at the time of the failure. See the error log for the actual replacement strategy.

---

**BC800C13**

**Explanation:**

Host Firmware encountered an internal error.

**Response:**

The FRU callouts are calculated at the time of the failure. See the error log for the actual replacement strategy.

---

**BC800C14**

**Explanation:**

A problem occurred during the IPL of the system: Found too many obus links.

**Response:**

The FRU callouts are calculated at the time of the failure. See the error log for the actual replacement strategy.

---

**BC800C15**

**Explanation:**

A problem occurred during the IPL of the system: No memory found.

**Response:**

The FRU callouts are calculated at the time of the failure. See the error log for the actual replacement strategy.

---

**BC800C19****Explanation:**

A problem occurred during IPL of the system: Internal Firmware Error.

**Response:**

The FRU callouts are calculated at the time of the failure. See the error log for the actual replacement strategy.

---

**BC800C1A****Explanation:**

An issue occurred during IPL of the system: Internal Firmware Error.

**Response:**

The FRU callouts are calculated at the time of the failure. See the error log for the actual replacement strategy.

---

**BC800C1B****Explanation:**

Incompatible Processor Chip Levels.

**Response:**

The FRU callouts are calculated at the time of the failure. See the error log for the actual replacement strategy.

---

**BC800C1C****Explanation:**

Incompatible Processor Chip Levels.

**Response:**

The FRU callouts are calculated at the time of the failure. See the error log for the actual replacement strategy.

---

**BC800C1D****Explanation:**

Incompatible Processor Chip Levels.

**Response:**

The FRU callouts are calculated at the time of the failure. See the error log for the actual replacement strategy.

---

**BC800C81****Explanation:**

A problem occurred during the IPL of the system. Attempt to create a deconfiguration record for a target that is not deconfigurable or not present.

**Response:**

The FRU callouts are calculated at the time of the failure. See the error log for the actual replacement strategy.

---

**BC800C82****Explanation:**

A problem occurred during the IPL of the system. Attempt to create a deconfiguration record for a target, but the deconfiguration repository is full.

**Response:**

The FRU callouts are calculated at the time of the failure. See the error log for the actual replacement strategy.

---

**BC800C83****Explanation:**

Invalid chipid from hardware (all FFs).

**Response:**

The FRU callouts are calculated at the time of the failure. See the error log for the actual replacement strategy.

---

**BC800C84****Explanation:**

Invalid Lx keyword.

**Response:**

The FRU callouts are calculated at the time of the failure. See the error log for the actual replacement strategy.

---

**BC800C85****Explanation:**

Bad MCA target.

**Response:**

The FRU callouts are calculated at the time of the failure. See the error log for the actual replacement strategy.

---

**BC800C86****Explanation:**

During processor/memory subsystem initialization, an error was encountered: Post de-configuration of target failed.

**Response:**

The FRU callouts are calculated at the time of the failure. See the error log for the actual replacement strategy.

---

**BC800C87****Explanation:**

During processor/memory subsystem initialization, an error was encountered: Post de-configuration of target failed.

**Response:**

The FRU callouts are calculated at the time of the failure. See the error log for the actual replacement strategy.

---

**BC800C88****Explanation:**

Insufficient DIMM resources.

**Response:**

The FRU callouts are calculated at the time of the failure. See the error log for the actual replacement strategy.

---

**BC800D01****Explanation:**

A problem occurred during the IPL of the system: Error returned from SCOM engine after write.

**Response:**

The FRU callouts are calculated at the time of the failure. See the error log for the actual replacement strategy.

---

**BC800D02****Explanation:**

A problem occurred during the IPL of the system: Error returned from SCOM engine after read.

**Response:**

The FRU callouts are calculated at the time of the failure. See the error log for the actual replacement strategy.

---

**BC800D03****Explanation:**

During processor/memory subsystem initialization, an error was encountered: Multi-SCOM read did not return correct SCOMs.

**Response:**

The FRU callouts are calculated at the time of the failure. See the error log for the actual replacement strategy.

---

**BC800D04****Explanation:**

A problem occurred during the IPL of the system: Invalid address on a SCOM operation.

**Response:**

The FRU callouts are calculated at the time of the failure. See the error log for the actual replacement strategy.

---

**BC800D05****Explanation:**

A problem occurred during the IPL of the system: Unsupported SCOM operation type.

**Response:**

The FRU callouts are calculated at the time of the failure. See the error log for the actual replacement strategy.

---

**BC800D06****Explanation:**

During processor/memory subsystem initialization, an error was encountered: Hypervisor firmware request interface not linked.

**Response:**

The FRU callouts are calculated at the time of the failure. See the error log for the actual replacement strategy.

---

**BC800D07****Explanation:**

During processor/memory subsystem initialization, an error was encountered: Unable to allocate firmware request messages.

**Response:**

The FRU callouts are calculated at the time of the failure. See the error log for the actual replacement strategy.

---

**BC800E01****Explanation:**

During processor/memory subsystem initialization, an error was encountered: Invalid operation type.

**Response:**

The FRU callouts are calculated at the time of the failure. See the error log for the actual replacement strategy.

---

**BC800E02****Explanation:**

A problem was detected during the IPL of the system: Device type not supported.

**Response:**

The FRU callouts are calculated at the time of the failure. See the error log for the actual replacement strategy.

---

**BC800E03****Explanation:**

During processor/memory subsystem initialization, an error was encountered: EEPROM attribute was not found.

**Response:**

The FRU callouts are calculated at the time of the failure. See the error log for the actual replacement strategy.

---

**BC800E04****Explanation:**

During processor/memory subsystem initialization, an error was encountered: Invalid EEPROM chip to access.

**Response:**

The FRU callouts are calculated at the time of the failure. See the error log for the actual replacement strategy.

---

**BC800E05****Explanation:**

During processor/memory subsystem initialization, an error was encountered: I2C master entity path doesn't exist.

**Response:**

The FRU callouts are calculated at the time of the failure. See the error log for the actual replacement strategy.

---

**BC800E06****Explanation:**

During processor/memory subsystem initialization, an error was encountered: I2C master path target is null.

**Response:**

The FRU callouts are calculated at the time of the failure. See the error log for the actual replacement strategy.

---

**BC800E07****Explanation:**

During processor/memory subsystem initialization, an error was encountered: Invalid address offset size.

**Response:**

The FRU callouts are calculated at the time of the failure. See the error log for the actual replacement strategy.

---

**BC800E08****Explanation:**

A problem occurred during the IPL of the system: I2C buffer offset is too large.

**Response:**

The FRU callouts are calculated at the time of the failure. See the error log for the actual replacement strategy.

---

**BC800E09****Explanation:**

During processor/memory subsystem initialization, an error was encountered: I2C write page size is zero.

**Response:**

The FRU callouts are calculated at the time of the failure. See the error log for the actual replacement strategy.

---

**BC800E0A****Explanation:**

During processor/memory subsystem initialization, an error was encountered: cacheEeprom mm\_remove\_pages FLUSH failed.

**Response:**

The FRU callouts are calculated at the time of the failure. See the error log for the actual replacement strategy.

---

**BC800E0B****Explanation:**

During processor/memory subsystem initialization, an error was encountered: cacheEeprom mm\_remove\_pages FLUSH failed.

**Response:**

The FRU callouts are calculated at the time of the failure. See the error log for the actual replacement strategy.

---

**BC800E0C****Explanation:**

During processor/memory subsystem initialization, an error was encountered: buildEepromRecordHeader invalid mux target.

**Response:**

The FRU callouts are calculated at the time of the failure. See the error log for the actual replacement strategy.

---

**BC800E0D****Explanation:**

Soft error in Firmware.

**Response:**

The FRU callouts are calculated at the time of the failure. See the error log for the actual replacement strategy.

---

**BC800E0E****Explanation:**

Firmware detected new part and is restarting.

**Response:**

The FRU callouts are calculated at the time of the failure. See the error log for the actual replacement strategy.

---

**BC800F01****Explanation:**

During processor/memory subsystem initialization, an error was encountered: Interrupt type already registered.

**Response:**

The FRU callouts are calculated at the time of the failure. See the error log for the actual replacement strategy.

---

**BC800F02****Explanation:**

During processor/memory subsystem initialization, an error was encountered: Interrupt resource provider not initialized yet.

**Response:**

The FRU callouts are calculated at the time of the failure. See the error log for the actual replacement strategy.

---

**BC800F03****Explanation:**

During processor/memory subsystem initialization, an error was encountered: Interrupt resource provider not initialized yet.

**Response:**

The FRU callouts are calculated at the time of the failure. See the error log for the actual replacement strategy.

---

**BC800F04****Explanation:**

During processor/memory subsystem initialization, an error was encountered: The virtual address is not a valid IO address.

**Response:**

The FRU callouts are calculated at the time of the failure. See the error log for the actual replacement strategy.

---

**BC800F07****Explanation:**

During processor/memory subsystem initialization, an error was encountered: Error mapping in memory.

**Response:**

The FRU callouts are calculated at the time of the failure. See the error log for the actual replacement strategy.

---

**BC800F08****Explanation:**

During processor/memory subsystem initialization, an error was encountered: Unexpected RC from issuing PSIHB EOI store.

**Response:**

The FRU callouts are calculated at the time of the failure. See the error log for the actual replacement strategy.

---

**BC800F09****Explanation:**

During processor/memory subsystem initialization, an error was encountered: Error unmasking interrupt source.

**Response:**

The FRU callouts are calculated at the time of the failure. See the error log for the actual replacement strategy.

---

**BC800F0C****Explanation:**

During processor/memory subsystem initialization, an error was encountered: Error encountered sending coalesce message to INTRP.

**Response:**

The FRU callouts are calculated at the time of the failure. See the error log for the actual replacement strategy.

---

**BC800F0D****Explanation:**

During processor/memory subsystem initialization, an error was encountered: Error encountered routing IPC message.

**Response:**

The FRU callouts are calculated at the time of the failure. See the error log for the actual replacement strategy.

---

**BC800F0E****Explanation:**

Error handling processor interrupts.

**Response:**

The FRU callouts are calculated at the time of the failure. See the error log for the actual replacement strategy.

---

**BC801001****Explanation:**

Service Processor Firmware couldn't detect any functional master processor required to boot the host.

**Response:**

The FRU callouts are calculated at the time of the failure. See the error log for the actual replacement strategy.

---

**BC801002****Explanation:**

During processor/memory subsystem initialization, an error was encountered: MDMT could not find a functional node.

**Response:**

The FRU callouts are calculated at the time of the failure. See the error log for the actual replacement strategy.

---

**BC801003****Explanation:**

Host failed to boot because there was a problem configuring Time Of Day on the Host processors.

**Response:**

The FRU callouts are calculated at the time of the failure. See the error log for the actual replacement strategy.



---

**BC801005****Explanation:**

Service Processor Firmware encountered an internal error.

**Response:**

The FRU callouts are calculated at the time of the failure. See the error log for the actual replacement strategy.

---

**BC801006****Explanation:**

During processor/memory subsystem initialization, an error was encountered: Error: Unsupported bus port was detected for the specified bus type. Possible Causes: Invalid bus configuration in targeting, or getBusPort method has not been updated to support all the possible port for a bus on a given system type. Resolution: Development team should be contacted.

**Response:**

The FRU callouts are calculated at the time of the failure. See the error log for the actual replacement strategy.

---

**BC801007****Explanation:**

Host failed to boot because there was a problem configuring Time Of Day on the Host processors.

**Response:**

The FRU callouts are calculated at the time of the failure. See the error log for the actual replacement strategy.

---

**BC801008****Explanation:**

Host failed to boot because there was a problem configuring Time Of Day on the Host processors.

**Response:**

The FRU callouts are calculated at the time of the failure. See the error log for the actual replacement strategy.

---

**BC801009****Explanation:**

Service Processor Firmware encountered an internal error.

**Response:**

The FRU callouts are calculated at the time of the failure. See the error log for the actual replacement strategy.

---

**BC80100C****Explanation:**

An internal error occurred. This will force the Time of Day function to run with complete redundancy.

**Response:**

The FRU callouts are calculated at the time of the failure. See the error log for the actual replacement strategy.

---

**BC80100D****Explanation:**

Host failed to boot because there was a problem configuring Time Of Day on the Host processors.

**Response:**

The FRU callouts are calculated at the time of the failure. See the error log for the actual replacement strategy.

---

**BC801011****Explanation:**

Service Processor Firmware encountered an internal error.

**Response:**

The FRU callouts are calculated at the time of the failure. See the error log for the actual replacement strategy.

---

**BC801012****Explanation:**

Service Processor Firmware encountered an internal error.

**Response:**

The FRU callouts are calculated at the time of the failure. See the error log for the actual replacement strategy.

---

**BC801013****Explanation:**

Host failed to boot because there was a problem configuring Time Of Day on the Host processors.

**Response:**

The FRU callouts are calculated at the time of the failure. See the error log for the actual replacement strategy.

---

**BC801014****Explanation:**

Service Processor Firmware encountered an internal error.

**Response:**

The FRU callouts are calculated at the time of the failure. See the error log for the actual replacement strategy.

---

**BC801015****Explanation:**

There was a problem in configuring Time Of Day on the Host processor.

**Response:**

The FRU callouts are calculated at the time of the failure. See the error log for the actual replacement strategy.

---

**BC801017****Explanation:**

Service Processor Firmware encountered an internal error.

**Response:**

The FRU callouts are calculated at the time of the failure. See the error log for the actual replacement strategy.

---

**BC801019****Explanation:**

Service Processor Firmware encountered an internal error.

**Response:**

The FRU callouts are calculated at the time of the failure. See the error log for the actual replacement strategy.

---

**BC80101A****Explanation:**

An internal error occurred. This will force the Time of Day function to run with complete redundancy.

**Response:**

The FRU callouts are calculated at the time of the failure. See the error log for the actual replacement strategy.

---

**BC801101****Explanation:**

A problem occurred during the IPL of the system.

**Response:**

The FRU callouts are calculated at the time of the failure. See the error log for the actual replacement strategy.

---

**BC801102****Explanation:**

During processor/memory subsystem initialization, an error was encountered: Message from service processor. Message type is not within a valid range. Message dropped.

**Response:**

The FRU callouts are calculated at the time of the failure. See the error log for the actual replacement strategy.

---

**BC801104****Explanation:**

A problem occurred during the IPL of the system.

**Response:**

The FRU callouts are calculated at the time of the failure. See the error log for the actual replacement strategy.

---

**BC801105****Explanation:**

During processor/memory subsystem initialization, an error was encountered: Message from service processor. An invalid message queue ID or message type was sent to the service processor.

**Response:**

The FRU callouts are calculated at the time of the failure. See the error log for the actual replacement strategy.

---

**BC801107****Explanation:**

During processor/memory subsystem initialization, an error was encountered: Message queue already registered with mailbox using a different queue.

**Response:**

The FRU callouts are calculated at the time of the failure. See the error log for the actual replacement strategy.

---

**BC801109****Explanation:**

During processor/memory subsystem initialization, an error was encountered: Retry failed. Bad status indicated in PIB status reg.

**Response:**

The FRU callouts are calculated at the time of the failure. See the error log for the actual replacement strategy.

---

**BC80110A****Explanation:**

During processor/memory subsystem initialization, an error was encountered: Mailbox Data Write attempted before ACK.

**Response:**

The FRU callouts are calculated at the time of the failure. See the error log for the actual replacement strategy.

---

**BC80110B****Explanation:**

During processor/memory subsystem initialization, an error was encountered: Mailbox Hardware detected parity error.

**Response:**

The FRU callouts are calculated at the time of the failure. See the error log for the actual replacement strategy.

---

**BC80110C**

**Explanation:**

During processor/memory subsystem initialization, an error was encountered: Invalid message type sent to mailbox msgQ.

**Response:**

The FRU callouts are calculated at the time of the failure. See the error log for the actual replacement strategy.

---

**BC80110D****Explanation:**

During processor/memory subsystem initialization, an error was encountered: Host boot mailbox service is not available at this time.

**Response:**

The FRU callouts are calculated at the time of the failure. See the error log for the actual replacement strategy.

---

**BC80110E****Explanation:**

During processor/memory subsystem initialization, an error was encountered: Failed to allocate a DMA buffer. Message dropped.

**Response:**

The FRU callouts are calculated at the time of the failure. See the error log for the actual replacement strategy.

---

**BC80110F****Explanation:**

During processor/memory subsystem initialization, an error was encountered: Could not register mailbox message queue.

**Response:**

The FRU callouts are calculated at the time of the failure. See the error log for the actual replacement strategy.

---

**BC801110****Explanation:**

During processor/memory subsystem initialization, an error was encountered: Mailbox is disabled, message dropped.

**Response:**

The FRU callouts are calculated at the time of the failure. See the error log for the actual replacement strategy.

---

**BC801111****Explanation:**

During processor/memory subsystem initialization, an error was encountered: An invalid node was specified.

**Response:**

The FRU callouts are calculated at the time of the failure. See the error log for the actual replacement strategy.

---

**BC801112****Explanation:**

During processor/memory subsystem initialization, an error was encountered: Invalid msg or msg queue.

**Response:**

The FRU callouts are calculated at the time of the failure. See the error log for the actual replacement strategy.

---

**BC801113****Explanation:**

During processor/memory subsystem initialization, an error was encountered: IPC Message data corrupted.

**Response:**

The FRU callouts are calculated at the time of the failure. See the error log for the actual replacement strategy.

---

**BC801202****Explanation:**

During processor/memory subsystem initialization, an error was encountered: Invalid address and size returned from HDAT.

**Response:**

The FRU callouts are calculated at the time of the failure. See the error log for the actual replacement strategy.

---

**BC801204****Explanation:**

During processor/memory subsystem initialization, an error was encountered: Cannot unmap the source table section.

**Response:**

The FRU callouts are calculated at the time of the failure. See the error log for the actual replacement strategy.

---

**BC801205****Explanation:**

During processor/memory subsystem initialization, an error was encountered: Cannot unmap the source table section.

**Response:**

The FRU callouts are calculated at the time of the failure. See the error log for the actual replacement strategy.

---

**BC801207****Explanation:**

During processor/memory subsystem initialization, an error was encountered: MDRT table is not big enough to hold all entries.

**Response:**

The FRU callouts are calculated at the time of the failure. See the error log for the actual replacement strategy.

---

**BC801209**

**Explanation:**

During processor/memory subsystem initialization, an error was encountered: MDDT table is not big enough to hold all src entries.

**Response:**

The FRU callouts are calculated at the time of the failure. See the error log for the actual replacement strategy.

---

**BC80120A**

**Explanation:**

During processor/memory subsystem initialization, an error was encountered: MDDT table is not big enough to hold all src entries.

**Response:**

The FRU callouts are calculated at the time of the failure. See the error log for the actual replacement strategy.

---

**BC80120B**

**Explanation:**

During processor/memory subsystem initialization, an error was encountered: MDST table entry with page aligned is greater than 32GB.

**Response:**

The FRU callouts are calculated at the time of the failure. See the error log for the actual replacement strategy.

---

**BC80120C**

**Explanation:**

During processor/memory subsystem initialization, an error was encountered: MDDT table entry with page aligned is greater than 32GB.

**Response:**

The FRU callouts are calculated at the time of the failure. See the error log for the actual replacement strategy.

---

**BC801301**

**Explanation:**

During processor/memory subsystem initialization, an error was encountered: Unexpected data from LPC-UART interface.

**Response:**

The FRU callouts are calculated at the time of the failure. See the error log for the actual replacement strategy.

---

**BC801302**

**Explanation:**

During processor/memory subsystem initialization, an error was encountered: Timeout from LPC-UART interface.

**Response:**

The FRU callouts are calculated at the time of the failure. See the error log for the actual replacement strategy.

---

**BC801401**

**Explanation:**

During processor/memory subsystem initialization, an error was encountered: A maint command HW timed out.

**Response:**

The FRU callouts are calculated at the time of the failure. See the error log for the actual replacement strategy.

---

**BC801402**

**Explanation:**

During processor/memory subsystem initialization, an error was encountered: A maint command SW timed out.

**Response:**

The FRU callouts are calculated at the time of the failure. See the error log for the actual replacement strategy.

---

**BC801403**

**Explanation:**

Task handling mainstore init crashed.

**Response:**

The FRU callouts are calculated at the time of the failure. See the error log for the actual replacement strategy.

---

**BC801602**

**Explanation:**

A problem occurred during the IPL of the system.

**Response:**

The FRU callouts are calculated at the time of the failure. See the error log for the actual replacement strategy.

---

**BC801603**

**Explanation:**

During processor/memory subsystem initialization, an error was encountered: End of file reached.

**Response:**

The FRU callouts are calculated at the time of the failure. See the error log for the actual replacement strategy.

---

**BC801604****Explanation:**

During processor/memory subsystem initialization, an error was encountered: Unable to load LID via host interface.

**Response:**

The FRU callouts are calculated at the time of the failure. See the error log for the actual replacement strategy.

---

**BC801605****Explanation:**

During processor/memory subsystem initialization, an error was encountered: DMA message contains data for wrong LID.

**Response:**

The FRU callouts are calculated at the time of the failure. See the error log for the actual replacement strategy.

---

**BC801606****Explanation:**

During processor/memory subsystem initialization, an error was encountered: Insufficient space provided for LID by calling function.

**Response:**

The FRU callouts are calculated at the time of the failure. See the error log for the actual replacement strategy.

---

**BC801607****Explanation:**

During processor/memory subsystem initialization, an error was encountered: Invalid Message type received from service processor when transferring LID pages.

**Response:**

The FRU callouts are calculated at the time of the failure. See the error log for the actual replacement strategy.

---

**BC801608****Explanation:**

During processor/memory subsystem initialization, an error was encountered: Insufficient space provided for LID by calling function.

**Response:**

The FRU callouts are calculated at the time of the failure. See the error log for the actual replacement strategy.

---

**BC801609****Explanation:**

During processor/memory subsystem initialization, an error was encountered: Unable to unload LID via host interface.

**Response:**

The FRU callouts are calculated at the time of the failure. See the error log for the actual replacement strategy.

---

**BC80160A****Explanation:**

During processor/memory subsystem initialization, an error was encountered: Unable to find Lid.

**Response:**

The FRU callouts are calculated at the time of the failure. See the error log for the actual replacement strategy.

---

**BC80160B****Explanation:**

Firmware error during boot.

**Response:**

The FRU callouts are calculated at the time of the failure. See the error log for the actual replacement strategy.

---

**BC80160C****Explanation:**

A problem occurred during the IPL of the system.

**Response:**

The FRU callouts are calculated at the time of the failure. See the error log for the actual replacement strategy.

---

**BC80160D****Explanation:**

A problem occurred during the IPL of the system.

**Response:**

The FRU callouts are calculated at the time of the failure. See the error log for the actual replacement strategy.

---

**BC80160E****Explanation:**

A problem occurred during the IPL of the system.

**Response:**

The FRU callouts are calculated at the time of the failure. See the error log for the actual replacement strategy.

---

**BC80160F****Explanation:**

A problem occurred during the IPL of the system.

**Response:**

The FRU callouts are calculated at the time of the failure. See the error log for the actual replacement strategy.

---

**BC801610****Explanation:**

A problem occurred during the IPL of the system.

**Response:**

The FRU callouts are calculated at the time of the failure. See the error log for the actual replacement strategy.

---

**BC801611****Explanation:**

A problem occurred during the IPL of the system.

**Response:**

The FRU callouts are calculated at the time of the failure. See the error log for the actual replacement strategy.

---

**BC801612****Explanation:**

A problem occurred during the IPL of the system.

**Response:**

The FRU callouts are calculated at the time of the failure. See the error log for the actual replacement strategy.

---

**BC801613****Explanation:**

A problem occurred during the IPL of the system.

**Response:**

The FRU callouts are calculated at the time of the failure. See the error log for the actual replacement strategy.

---

**BC801615****Explanation:**

A problem occurred during the IPL of the system.

**Response:**

The FRU callouts are calculated at the time of the failure. See the error log for the actual replacement strategy.

---

**BC801616****Explanation:**

Firmware Error.

**Response:**

The FRU callouts are calculated at the time of the failure. See the error log for the actual replacement strategy.

---

**BC801617****Explanation:**

Firmware Error.

**Response:**

The FRU callouts are calculated at the time of the failure. See the error log for the actual replacement strategy.

---

**BC801618****Explanation:**

Firmware Error.

**Response:**

The FRU callouts are calculated at the time of the failure. See the error log for the actual replacement strategy.

---

**BC80161A****Explanation:**

Firmware Error.

**Response:**

The FRU callouts are calculated at the time of the failure. See the error log for the actual replacement strategy.

---

**BC80161B****Explanation:**

Firmware Error.

**Response:**

The FRU callouts are calculated at the time of the failure. See the error log for the actual replacement strategy.

---

**BC80161C****Explanation:**

Firmware encountered an internal error.

**Response:**

The FRU callouts are calculated at the time of the failure. See the error log for the actual replacement strategy.

---

**BC80161D****Explanation:**

Firmware load error.

**Response:**

The FRU callouts are calculated at the time of the failure. See the error log for the actual replacement strategy.

---

**BC801700****Explanation:**

During processor/memory subsystem initialization, an error was encountered: Request given to load payload into mirrored memory, but no mirrored memory exists at that location.

**Response:**

The FRU callouts are calculated at the time of the failure. See the error log for the actual replacement strategy.

---

**BC801701****Explanation:**

During processor/memory subsystem initialization, an error was encountered: Failure extending memory to after exiting cache contained mode.

**Response:**

The FRU callouts are calculated at the time of the failure. See the error log for the actual replacement strategy.

---

**BC801703****Explanation:**

During processor/memory subsystem initialization, an error was encountered: IStep failed, see other log(s) with the same PLID for reason.

**Response:**

The FRU callouts are calculated at the time of the failure. See the error log for the actual replacement strategy.

---

**BC801704****Explanation:**

A problem occurred during the IPL of the system.

**Response:**

The FRU callouts are calculated at the time of the failure. See the error log for the actual replacement strategy.

---

**BC801705****Explanation:**

A problem occurred during the IPL of the system.

**Response:**

The FRU callouts are calculated at the time of the failure. See the error log for the actual replacement strategy.

---

**BC801706****Explanation:**

During processor/memory subsystem initialization, an error was encountered: cpu\_master\_winkle returned an error.

**Response:**

The FRU callouts are calculated at the time of the failure. See the error log for the actual replacement strategy.

---

**BC801707****Explanation:**

A problem occurred during the IPL of the system.

**Response:**

The FRU callouts are calculated at the time of the failure. See the error log for the actual replacement strategy.

---

**BC80170A****Explanation:**

A problem occurred during the IPL of the system.

**Response:**

The FRU callouts are calculated at the time of the failure. See the error log for the actual replacement strategy.

---

**BC80170C****Explanation:**

Platform generated error. See User Data.

**Response:**

The FRU callouts are calculated at the time of the failure. See the error log for the actual replacement strategy.

---

**BC80170D****Explanation:**

A problem isolated to firmware or firmware customization occurred during the IPL of the system.

**Response:**

The FRU callouts are calculated at the time of the failure. See the error log for the actual replacement strategy.

---

**BC80170E****Explanation:**

A problem isolated to firmware or firmware customization occurred during the IPL of the system.

**Response:**

The FRU callouts are calculated at the time of the failure. See the error log for the actual replacement strategy.

---

**BC801711****Explanation:**

Platform generated error. See User Data.

**Response:**

The FRU callouts are calculated at the time of the failure. See the error log for the actual replacement strategy.

---

**BC801712****Explanation:**

Platform generated error.

**Response:**

The FRU callouts are calculated at the time of the failure. See the error log for the actual replacement strategy.

---

**BC801713****Explanation:**

Platform generated error. See User Data.

**Response:**

The FRU callouts are calculated at the time of the failure. See the error log for the actual replacement strategy.

---

**BC801714****Explanation:**

A problem occurred during the IPL of the system.

**Response:**

The FRU callouts are calculated at the time of the failure. See the error log for the actual replacement strategy.

---

**BC801715****Explanation:**

A problem occurred during the IPL of the system.

**Response:**

The FRU callouts are calculated at the time of the failure. See the error log for the actual replacement strategy.

---

**BC801716****Explanation:**

A problem occurred during the IPL of the system.

**Response:**

The FRU callouts are calculated at the time of the failure. See the error log for the actual replacement strategy.

---

**BC80171A****Explanation:**

A problem occurred during the IPL of the system.

**Response:**

The FRU callouts are calculated at the time of the failure. See the error log for the actual replacement strategy.

---

**BC80171B****Explanation:**

A problem occurred during the IPL of the system.

**Response:**

The FRU callouts are calculated at the time of the failure. See the error log for the actual replacement strategy.

---

**BC80171C****Explanation:**

A problem occurred during the IPL of the system.

**Response:**

The FRU callouts are calculated at the time of the failure. See the error log for the actual replacement strategy.

---

**BC80171D****Explanation:**

Platform security problem detected.

**Response:**

The FRU callouts are calculated at the time of the failure. See the error log for the actual replacement strategy.

---

**BC80171E****Explanation:**

During processor/memory subsystem initialization, an error was encountered: There is no functional memory.

**Response:**

The FRU callouts are calculated at the time of the failure. See the error log for the actual replacement strategy.

---

**BC80171F****Explanation:**

A problem occurred during the IPL of the system.

**Response:**

The FRU callouts are calculated at the time of the failure. See the error log for the actual replacement strategy.

---

**BC801720****Explanation:**

A problem occurred during the IPL of the system.

**Response:**

The FRU callouts are calculated at the time of the failure. See the error log for the actual replacement strategy.

---

**BC801721****Explanation:**

Platform security problem detected.

**Response:**

The FRU callouts are calculated at the time of the failure. See the error log for the actual replacement strategy.

---

**BC801722****Explanation:**

Platform security problem detected.

**Response:**

The FRU callouts are calculated at the time of the failure. See the error log for the actual replacement strategy.

---

**BC801723****Explanation:**

Platform security problem detected.

**Response:**

The FRU callouts are calculated at the time of the failure. See the error log for the actual replacement strategy.



---

**BC801724****Explanation:**

Platform security problem detected.

**Response:**

The FRU callouts are calculated at the time of the failure. See the error log for the actual replacement strategy.

---

**BC801725****Explanation:**

Platform security problem detected.

**Response:**

The FRU callouts are calculated at the time of the failure. See the error log for the actual replacement strategy.

---

**BC801726****Explanation:**

Platform security problem detected.

**Response:**

The FRU callouts are calculated at the time of the failure. See the error log for the actual replacement strategy.

---

**BC801727****Explanation:**

Platform security problem detected.

**Response:**

The FRU callouts are calculated at the time of the failure. See the error log for the actual replacement strategy.

---

**BC801728****Explanation:**

Platform security problem detected.

**Response:**

The FRU callouts are calculated at the time of the failure. See the error log for the actual replacement strategy.

---

**BC801729****Explanation:**

Host firmware did not find enough hardware to continue the boot.

**Response:**

The FRU callouts are calculated at the time of the failure. See the error log for the actual replacement strategy.

---

**BC801732****Explanation:**

Illegal action during boot.

**Response:**

The FRU callouts are calculated at the time of the failure. See the error log for the actual replacement strategy.

---

**BC801735****Explanation:**

A problem occurred during the IPL of the system.

**Response:**

The FRU callouts are calculated at the time of the failure. See the error log for the actual replacement strategy.

---

**BC801736****Explanation:**

A problem occurred during the IPL of the system.

**Response:**

The FRU callouts are calculated at the time of the failure. See the error log for the actual replacement strategy.

---

**BC801737****Explanation:**

A problem occurred during the IPL of the system.

**Response:**

The FRU callouts are calculated at the time of the failure. See the error log for the actual replacement strategy.

---

**BC801738****Explanation:**

Processor Error.

**Response:**

The FRU callouts are calculated at the time of the failure. See the error log for the actual replacement strategy.

---

**BC801739****Explanation:**

A problem occurred during the IPL of the system and the system will reboot.

**Response:**

The FRU callouts are calculated at the time of the failure. See the error log for the actual replacement strategy.

---

**BC80173A****Explanation:**

A problem occurred during the IPL of the system.

**Response:**

The FRU callouts are calculated at the time of the failure. See the error log for the actual replacement strategy.

---

**BC801740****Explanation:**

During processor/memory subsystem initialization, an error was encountered: messages from other nodes have not returned in time.

**Response:**

The FRU callouts are calculated at the time of the failure. See the error log for the actual replacement strategy.

---

**BC801741**

**Explanation:**

During processor/memory subsystem initialization, an error was encountered: Freq attribute DATA timer thread failed.

**Response:**

The FRU callouts are calculated at the time of the failure. See the error log for the actual replacement strategy.

---

**BC801742**

**Explanation:**

Incompatible processor modules installed between drawers.

**Response:**

The FRU callouts are calculated at the time of the failure. See the error log for the actual replacement strategy.

---

**BC801743**

**Explanation:**

Incompatible processor modules installed between drawers.

**Response:**

The FRU callouts are calculated at the time of the failure. See the error log for the actual replacement strategy.

---

**BC801744**

**Explanation:**

Incompatible processor modules installed between drawers.

**Response:**

The FRU callouts are calculated at the time of the failure. See the error log for the actual replacement strategy.

---

**BC801745**

**Explanation:**

Incompatible processor modules installed between drawers.

**Response:**

The FRU callouts are calculated at the time of the failure. See the error log for the actual replacement strategy.

---

**BC801746**

**Explanation:**

Incompatible processor modules installed between drawers.

**Response:**

The FRU callouts are calculated at the time of the failure. See the error log for the actual replacement strategy.

---

**BC801747**

**Explanation:**

Host firmware did not find valid hardware to continue the boot.

**Response:**

The FRU callouts are calculated at the time of the failure. See the error log for the actual replacement strategy.

---

**BC801748**

**Explanation:**

Platform security problem detected.

**Response:**

The FRU callouts are calculated at the time of the failure. See the error log for the actual replacement strategy.

---

**BC801749**

**Explanation:**

Platform security problem detected.

**Response:**

The FRU callouts are calculated at the time of the failure. See the error log for the actual replacement strategy.

---

**BC80174A**

**Explanation:**

There was an error training the SMP cables.

**Response:**

The FRU callouts are calculated at the time of the failure. See the error log for the actual replacement strategy.

---

**BC80174C**

**Explanation:**

A problem isolated to firmware or firmware customization occurred during the IPL of the system.

**Response:**

The FRU callouts are calculated at the time of the failure. See the error log for the actual replacement strategy.

---

**BC80174D**

**Explanation:**

PNOR-IPMI not enabled, BMC firmware needs to be updated.

**Response:**

The FRU callouts are calculated at the time of the failure. See the error log for the actual replacement strategy.

---

**BC80174E****Explanation:**

During processor/memory subsystem initialization, an error was encountered: Kernel returned error when trying to activate core.

**Response:**

The FRU callouts are calculated at the time of the failure. See the error log for the actual replacement strategy.

---

**BC80174F****Explanation:**

Unexpected IPL firmware data load error.

**Response:**

The FRU callouts are calculated at the time of the failure. See the error log for the actual replacement strategy.

---

**BC801750****Explanation:**

Platform security problem detected.

**Response:**

The FRU callouts are calculated at the time of the failure. See the error log for the actual replacement strategy.

---

**BC801752****Explanation:**

Platform security problem detected.

**Response:**

The FRU callouts are calculated at the time of the failure. See the error log for the actual replacement strategy.

---

**BC801803****Explanation:**

Task analyzing HW errors has failed.

**Response:**

The FRU callouts are calculated at the time of the failure. See the error log for the actual replacement strategy.

---

**BC801804****Explanation:**

Task analyzing HW errors has failed.

**Response:**

The FRU callouts are calculated at the time of the failure. See the error log for the actual replacement strategy.

---

**BC801901****Explanation:**

A problem occurred during the IPL of the system.

**Response:**

The FRU callouts are calculated at the time of the failure. See the error log for the actual replacement strategy.

---

**BC801902****Explanation:**

A problem occurred during the IPL of the system.

**Response:**

The FRU callouts are calculated at the time of the failure. See the error log for the actual replacement strategy.

---

**BC801903****Explanation:**

A problem occurred during the IPL of the system.

**Response:**

The FRU callouts are calculated at the time of the failure. See the error log for the actual replacement strategy.

---

**BC801904****Explanation:**

A problem occurred during the IPL of the system.

**Response:**

The FRU callouts are calculated at the time of the failure. See the error log for the actual replacement strategy.

---

**BC80190C****Explanation:**

A problem occurred during the IPL of the system.

**Response:**

The FRU callouts are calculated at the time of the failure. See the error log for the actual replacement strategy.

---

**BC801A02****Explanation:**

During processor/memory subsystem initialization, an error was encountered: HDAT Header data not as expected.

**Response:**

The FRU callouts are calculated at the time of the failure. See the error log for the actual replacement strategy.

---

**BC801A03****Explanation:**

During processor/memory subsystem initialization, an error was encountered: Tuple is unallocated.

**Response:**

The FRU callouts are calculated at the time of the failure. See the error log for the actual replacement strategy.

---

**BC801A04****Explanation:**

During processor/memory subsystem initialization, an error was encountered: Section is not valid in standalone mode.

**Response:**

The FRU callouts are calculated at the time of the failure. See the error log for the actual replacement strategy.

---

**BC801A05****Explanation:**

During processor/memory subsystem initialization, an error was encountered: Error mapping in memory.

**Response:**

The FRU callouts are calculated at the time of the failure. See the error log for the actual replacement strategy.

---

**BC801A08****Explanation:**

During processor/memory subsystem initialization, an error was encountered: There is no host data for specified kind of payload.

**Response:**

The FRU callouts are calculated at the time of the failure. See the error log for the actual replacement strategy.

---

**BC801A0A****Explanation:**

During processor/memory subsystem initialization, an error was encountered: NACA data doesn't seem right.

**Response:**

The FRU callouts are calculated at the time of the failure. See the error log for the actual replacement strategy.

---

**BC801A0B****Explanation:**

During processor/memory subsystem initialization, an error was encountered: HDAT data block falls outside valid range.

**Response:**

The FRU callouts are calculated at the time of the failure. See the error log for the actual replacement strategy.

---

**BC801A0C****Explanation:**

During processor/memory subsystem initialization, an error was encountered: Unknown section requested.

**Response:**

The FRU callouts are calculated at the time of the failure. See the error log for the actual replacement strategy.

---

**BC801A16****Explanation:**

During processor/memory subsystem initialization, an error was encountered: Could not find a valid SPIRA of any type.

**Response:**

The FRU callouts are calculated at the time of the failure. See the error log for the actual replacement strategy.

---

**BC801A19****Explanation:**

During processor/memory subsystem initialization, an error was encountered: No associated DMI targeting target(s) found for given MEMBUF targeting target.

**Response:**

The FRU callouts are calculated at the time of the failure. See the error log for the actual replacement strategy.

---

**BC801A1A****Explanation:**

During processor/memory subsystem initialization, an error was encountered: The targeting type of the input targeting target is not supported by runtime code.

**Response:**

The FRU callouts are calculated at the time of the failure. See the error log for the actual replacement strategy.

---

**BC801A1B****Explanation:**

During processor/memory subsystem initialization, an error was encountered: No processor targeting target was found for the given targeting target.

**Response:**

The FRU callouts are calculated at the time of the failure. See the error log for the actual replacement strategy.

---

**BC801A1C****Explanation:**

Kernel failed to unmap memory.

**Response:**

The FRU callouts are calculated at the time of the failure. See the error log for the actual replacement strategy.

---

**BC801A1D****Explanation:**

During processor/memory subsystem initialization, an error was encountered: PM load complex unknown mode.

**Response:**

The FRU callouts are calculated at the time of the failure. See the error log for the actual replacement strategy.

---

**BC801A1E****Explanation:**

During processor/memory subsystem initialization, an error was encountered: HCODE scom update runtime interface not linked.

**Response:**

The FRU callouts are calculated at the time of the failure. See the error log for the actual replacement strategy.

---

**BC801A1F****Explanation:**

During processor/memory subsystem initialization, an error was encountered: HCODE SCOM update error.

**Response:**

The FRU callouts are calculated at the time of the failure. See the error log for the actual replacement strategy.

---

**BC801A20****Explanation:**

Firmware error during boot.

**Response:**

The FRU callouts are calculated at the time of the failure. See the error log for the actual replacement strategy.

---

**BC801A21****Explanation:**

Platform security problem detected.

**Response:**

The FRU callouts are calculated at the time of the failure. See the error log for the actual replacement strategy.

---

**BC801A22****Explanation:**

Platform security problem detected.

**Response:**

The FRU callouts are calculated at the time of the failure. See the error log for the actual replacement strategy.

---

**BC801A23****Explanation:**

Unexpected boot firmware error.

**Response:**

The FRU callouts are calculated at the time of the failure. See the error log for the actual replacement strategy.

---

**BC801A24****Explanation:**

Platform security problem detected.

**Response:**

The FRU callouts are calculated at the time of the failure. See the error log for the actual replacement strategy.

---

**BC801A25****Explanation:**

Platform security problem detected.

**Response:**

The FRU callouts are calculated at the time of the failure. See the error log for the actual replacement strategy.

---

**BC801A26****Explanation:**

Unexpected boot firmware error.

**Response:**

The FRU callouts are calculated at the time of the failure. See the error log for the actual replacement strategy.

---

**BC801A27****Explanation:**

During processor/memory subsystem initialization, an error was encountered: Unable to fill in HB data memory.

**Response:**

The FRU callouts are calculated at the time of the failure. See the error log for the actual replacement strategy.

---

**BC801A28****Explanation:**

Internal system error occurred.

**Response:**

The FRU callouts are calculated at the time of the failure. See the error log for the actual replacement strategy.

---

**BC801A29****Explanation:**

Internal system error occurred.

**Response:**

The FRU callouts are calculated at the time of the failure. See the error log for the actual replacement strategy.

---

**BC801A2A****Explanation:**

Platform security problem detected.

**Response:**

The FRU callouts are calculated at the time of the failure. See the error log for the actual replacement strategy.

---

**BC801A2B****Explanation:**

Platform security problem detected.

**Response:**

The FRU callouts are calculated at the time of the failure. See the error log for the actual replacement strategy.

---

**BC801A2C****Explanation:**

Platform security problem detected.

**Response:**

The FRU callouts are calculated at the time of the failure. See the error log for the actual replacement strategy.

---

**BC801A2D****Explanation:**

Platform security problem detected.

**Response:**

The FRU callouts are calculated at the time of the failure. See the error log for the actual replacement strategy.

---

**BC801A2E****Explanation:**

Platform security problem detected.

**Response:**

The FRU callouts are calculated at the time of the failure. See the error log for the actual replacement strategy.

---

**BC801A2F****Explanation:**

Platform security problem detected.

**Response:**

The FRU callouts are calculated at the time of the failure. See the error log for the actual replacement strategy.

---

**BC801A30****Explanation:**

Platform security problem detected.

**Response:**

The FRU callouts are calculated at the time of the failure. See the error log for the actual replacement strategy.

---

**BC801A31****Explanation:**

Platform security problem detected.

**Response:**

The FRU callouts are calculated at the time of the failure. See the error log for the actual replacement strategy.

---

**BC801A32****Explanation:**

During processor/memory subsystem initialization, an error was encountered: Error with Firmware Notify request.

**Response:**

The FRU callouts are calculated at the time of the failure. See the error log for the actual replacement strategy.

---

**BC801A34****Explanation:**

During processor/memory subsystem initialization, an error was encountered: SBE error recovery attempt failed.

**Response:**

The FRU callouts are calculated at the time of the failure. See the error log for the actual replacement strategy.

---

**BC801A35****Explanation:**

During processor/memory subsystem initialization, an error was encountered: SBE error recovery attempt failed.

**Response:**

The FRU callouts are calculated at the time of the failure. See the error log for the actual replacement strategy.

---

**BC801A37****Explanation:**

During processor/memory subsystem initialization, an error was encountered: The Firmware Request call failed.

**Response:**

The FRU callouts are calculated at the time of the failure. See the error log for the actual replacement strategy.

---

**BC801A38****Explanation:**

During processor/memory subsystem initialization, an error was encountered: The Firmware Request call failed.

**Response:**

The FRU callouts are calculated at the time of the failure. See the error log for the actual replacement strategy.

---

**BC801A39**

**Explanation:**

During processor/memory subsystem initialization, an error was encountered: The Firmware Request call failed.

**Response:**

The FRU callouts are calculated at the time of the failure. See the error log for the actual replacement strategy.

---

**BC801A3A**

**Explanation:**

Firmware encountered an internal error.

**Response:**

The FRU callouts are calculated at the time of the failure. See the error log for the actual replacement strategy.

---

**BC801A3B**

**Explanation:**

Firmware encountered an internal error.

**Response:**

The FRU callouts are calculated at the time of the failure. See the error log for the actual replacement strategy.

---

**BC801A3C**

**Explanation:**

During processor/memory subsystem initialization, an error was encountered: Attribute failed to update on HBRT side.

**Response:**

The FRU callouts are calculated at the time of the failure. See the error log for the actual replacement strategy.

---

**BC801A3D**

**Explanation:**

Hostboot attempted to reserve memory outside of allowed range.

**Response:**

The FRU callouts are calculated at the time of the failure. See the error log for the actual replacement strategy.

---

**BC801A3E**

**Explanation:**

During processor/memory subsystem initialization, an error was encountered: messages from other nodes have not returned in time.

**Response:**

The FRU callouts are calculated at the time of the failure. See the error log for the actual replacement strategy.

---

**BC801A3F**

**Explanation:**

During processor/memory subsystem initialization, an error was encountered: sendSBESystemConfig timer thread failed.

**Response:**

The FRU callouts are calculated at the time of the failure. See the error log for the actual replacement strategy.

---

**BC801A40**

**Explanation:**

Informational log containing historic data.

**Response:**

The FRU callouts are calculated at the time of the failure. See the error log for the actual replacement strategy.

---

**BC801A42**

**Explanation:**

Failure in the security subsystem.

**Response:**

The FRU callouts are calculated at the time of the failure. See the error log for the actual replacement strategy.

---

**BC801A43**

**Explanation:**

Failure in the security subsystem.

**Response:**

The FRU callouts are calculated at the time of the failure. See the error log for the actual replacement strategy.

---

**BC801A44**

**Explanation:**

Firmware error initializing system data structures during boot.

**Response:**

The FRU callouts are calculated at the time of the failure. See the error log for the actual replacement strategy.

---

**BC801B01**

**Explanation:**

Boot firmware has crashed with an internal error.

**Response:**

The FRU callouts are calculated at the time of the failure. See the error log for the actual replacement strategy.

---

**BC801B02****Explanation:**

Boot firmware has crashed with an internal error.

**Response:**

The FRU callouts are calculated at the time of the failure. See the error log for the actual replacement strategy.

---

**BC801B03****Explanation:**

Boot firmware has crashed with an internal error.

**Response:**

The FRU callouts are calculated at the time of the failure. See the error log for the actual replacement strategy.

---

**BC801C01****Explanation:**

During processor/memory subsystem initialization, an error was encountered: Inband buffer size less than 8 bytes or NULL data buffer.

**Response:**

The FRU callouts are calculated at the time of the failure. See the error log for the actual replacement strategy.

---

**BC801C02****Explanation:**

During processor/memory subsystem initialization, an error was encountered: inband scom invalid operation type.

**Response:**

The FRU callouts are calculated at the time of the failure. See the error log for the actual replacement strategy.

---

**BC801C03****Explanation:**

During processor/memory subsystem initialization, an error was encountered: System configuration does not have a Parent MCS for the current centaur.

**Response:**

The FRU callouts are calculated at the time of the failure. See the error log for the actual replacement strategy.

---

**BC801C05****Explanation:**

During processor/memory subsystem initialization, an error was encountered: SUE Encountered when collecting IBSCOM Error Data.

**Response:**

The FRU callouts are calculated at the time of the failure. See the error log for the actual replacement strategy.

---

**BC801C06****Explanation:**

During processor/memory subsystem initialization, an error was encountered: Bus failure when attempting to perform IBSCOM operation. IBSCOM disabled.

**Response:**

The FRU callouts are calculated at the time of the failure. See the error log for the actual replacement strategy.

---

**BC801C07****Explanation:**

During processor/memory subsystem initialization, an error was encountered: The provided address is over 32 bits long which makes it invalid.

**Response:**

The FRU callouts are calculated at the time of the failure. See the error log for the actual replacement strategy.

---

**BC801C08****Explanation:**

During processor/memory subsystem initialization, an error was encountered: PIB error when attempting to perform IBSCOM operation.

**Response:**

The FRU callouts are calculated at the time of the failure. See the error log for the actual replacement strategy.

---

**BC801C09****Explanation:**

During processor/memory subsystem initialization, an error was encountered: Detected error doesn't match the address we failed on.

**Response:**

The FRU callouts are calculated at the time of the failure. See the error log for the actual replacement strategy.

---

**BC801C0A****Explanation:**

During processor/memory subsystem initialization, an error was encountered: Previous error disabled ibscom, so forcing a retry via FSI.

**Response:**



The FRU callouts are calculated at the time of the failure. See the error log for the actual replacement strategy.

---

**BC801D01****Explanation:**

A problem occurred during the IPL of the system.

**Response:**

The FRU callouts are calculated at the time of the failure. See the error log for the actual replacement strategy.

---

**BC801D03****Explanation:**

During processor/memory subsystem initialization, an error was encountered: The record enumeration did not have a corresponding string value.

**Response:**

The FRU callouts are calculated at the time of the failure. See the error log for the actual replacement strategy.

---

**BC801D04****Explanation:**

A problem occurred during the IPL of the system.

**Response:**

The FRU callouts are calculated at the time of the failure. See the error log for the actual replacement strategy.

---

**BC801D05****Explanation:**

During processor/memory subsystem initialization, an error was encountered: Record name does not match value expected for offset read.

**Response:**

The FRU callouts are calculated at the time of the failure. See the error log for the actual replacement strategy.

---

**BC801D06****Explanation:**

During processor/memory subsystem initialization, an error was encountered: Buffer for checking Presence Detect was not the correct size.

**Response:**

The FRU callouts are calculated at the time of the failure. See the error log for the actual replacement strategy.

---

**BC801D07****Explanation:**

During processor/memory subsystem initialization, an error was encountered: Invalid Basic Memory Type.

**Response:**

The FRU callouts are calculated at the time of the failure. See the error log for the actual replacement strategy.

---

**BC801D09****Explanation:**

A problem occurred during the IPL of the system.

**Response:**

The FRU callouts are calculated at the time of the failure. See the error log for the actual replacement strategy.

---

**BC801D0B****Explanation:**

A problem occurred during the IPL of the system.

**Response:**

The FRU callouts are calculated at the time of the failure. See the error log for the actual replacement strategy.

---

**BC801D0D****Explanation:**

A problem occurred during the IPL of the system.

**Response:**

The FRU callouts are calculated at the time of the failure. See the error log for the actual replacement strategy.

---

**BC801D0E****Explanation:**

A problem occurred during the IPL of the system.

**Response:**

The FRU callouts are calculated at the time of the failure. See the error log for the actual replacement strategy.

---

**BC801D0F****Explanation:**

A problem occurred during the IPL of the system.

**Response:**

The FRU callouts are calculated at the time of the failure. See the error log for the actual replacement strategy.

---

**BC801D10****Explanation:**

A problem occurred during the IPL of the system.

**Response:**

The FRU callouts are calculated at the time of the failure. See the error log for the actual replacement strategy.

---

**BC801D11****Explanation:**

A problem occurred during the IPL of the system.

**Response:**

The FRU callouts are calculated at the time of the failure. See the error log for the actual replacement strategy.

---

**BC801D14****Explanation:**

A problem occurred during the IPL of the system.

**Response:**

The FRU callouts are calculated at the time of the failure. See the error log for the actual replacement strategy.

---

**BC801D15****Explanation:**

A problem occurred during the IPL of the system.

**Response:**

The FRU callouts are calculated at the time of the failure. See the error log for the actual replacement strategy.

---

**BC801D16****Explanation:**

During processor/memory subsystem initialization, an error was encountered: Requested VPD type is invalid or not supported at runtime.

**Response:**

The FRU callouts are calculated at the time of the failure. See the error log for the actual replacement strategy.

---

**BC801D1A****Explanation:**

During processor/memory subsystem initialization, an error was encountered: Hypervisor returned NULL address for VPD.

**Response:**

The FRU callouts are calculated at the time of the failure. See the error log for the actual replacement strategy.

---

**BC801D1B****Explanation:**

During processor/memory subsystem initialization, an error was encountered: Reserved size in memory insufficient for runtime VPD.

**Response:**

The FRU callouts are calculated at the time of the failure. See the error log for the actual replacement strategy.

---

**BC801D30****Explanation:**

During processor/memory subsystem initialization, an error was encountered: The VHDR was invalid.

**Response:**

The FRU callouts are calculated at the time of the failure. See the error log for the actual replacement strategy.

---

**BC801D31****Explanation:**

During processor/memory subsystem initialization, an error was encountered: Unable to resolve the VPD source (PNOR or SEEPROM).

**Response:**

The FRU callouts are calculated at the time of the failure. See the error log for the actual replacement strategy.

---

**BC801D32****Explanation:**

During processor/memory subsystem initialization, an error was encountered: writePNOR mm\_remove\_pages FLUSH failed.

**Response:**

The FRU callouts are calculated at the time of the failure. See the error log for the actual replacement strategy.

---

**BC801D33****Explanation:**

During processor/memory subsystem initialization, an error was encountered: Unexpected target type.

**Response:**

The FRU callouts are calculated at the time of the failure. See the error log for the actual replacement strategy.

---

**BC801D34****Explanation:**

During processor/memory subsystem initialization, an error was encountered: Unable to resolve the VPD destination (PNOR or SEEPROM).

**Response:**

The FRU callouts are calculated at the time of the failure. See the error log for the actual replacement strategy.

---

**BC801D35****Explanation:**

Fatal firmware boot error.

**Response:**

The FRU callouts are calculated at the time of the failure. See the error log for the actual replacement strategy.

---

**BC801D36****Explanation:**

During processor/memory subsystem initialization, an error was encountered: Invalid data length.

**Response:**

The FRU callouts are calculated at the time of the failure. See the error log for the actual replacement strategy.

---

**BC801D37**

**Explanation:**

During processor/memory subsystem initialization, an error was encountered: MBOX send not supported in HBRT.

**Response:**

The FRU callouts are calculated at the time of the failure. See the error log for the actual replacement strategy.

---

**BC801D3B**

**Explanation:**

During processor/memory subsystem initialization, an error was encountered: Node for VPD is too large.

**Response:**

The FRU callouts are calculated at the time of the failure. See the error log for the actual replacement strategy.

---

**BC801D3C**

**Explanation:**

Firmware error writing VPD.

**Response:**

The FRU callouts are calculated at the time of the failure. See the error log for the actual replacement strategy.

---

**BC801D3D**

**Explanation:**

Runtime vital product data update failure.

**Response:**

The FRU callouts are calculated at the time of the failure. See the error log for the actual replacement strategy.

---

**BC801D3E**

**Explanation:**

Firmware configuration error.

**Response:**

The FRU callouts are calculated at the time of the failure. See the error log for the actual replacement strategy.

---

**BC801D3F**

**Explanation:**

Firmware error during boot.

**Response:**

The FRU callouts are calculated at the time of the failure. See the error log for the actual replacement strategy.

---

**BC801E05**

**Explanation:**

A problem occurred during the IPL of the system.

**Response:**

The FRU callouts are calculated at the time of the failure. See the error log for the actual replacement strategy.

---

**BC801E07**

**Explanation:**

Secure Boot firmware validation failed.

**Response:**

The FRU callouts are calculated at the time of the failure. See the error log for the actual replacement strategy.

---

**BC801E09**

**Explanation:**

Unexpected internal firmware error.

**Response:**

The FRU callouts are calculated at the time of the failure. See the error log for the actual replacement strategy.

---

**BC801E0B**

**Explanation:**

Security failure occurred during the IPL of the system.

**Response:**

The FRU callouts are calculated at the time of the failure. See the error log for the actual replacement strategy.

---

**BC801E0C**

**Explanation:**

Firmware Error.

**Response:**

The FRU callouts are calculated at the time of the failure. See the error log for the actual replacement strategy.

---

**BC801E0D**

**Explanation:**

Firmware Error.

**Response:**

The FRU callouts are calculated at the time of the failure. See the error log for the actual replacement strategy.

---

**BC801E0E**

**Explanation:**

Platform security problem detected.

**Response:**

The FRU callouts are calculated at the time of the failure. See the error log for the actual replacement strategy.

---

**BC801E0F****Explanation:**

Firmware Error.

**Response:**

The FRU callouts are calculated at the time of the failure. See the error log for the actual replacement strategy.

---

**BC801E10****Explanation:**

Firmware Error.

**Response:**

The FRU callouts are calculated at the time of the failure. See the error log for the actual replacement strategy.

---

**BC801E11****Explanation:**

Firmware Error.

**Response:**

The FRU callouts are calculated at the time of the failure. See the error log for the actual replacement strategy.

---

**BC801E12****Explanation:**

Firmware Error.

**Response:**

The FRU callouts are calculated at the time of the failure. See the error log for the actual replacement strategy.

---

**BC801E13****Explanation:**

Boot firmware integrity issue; Reinstall boot firmware.

**Response:**

The FRU callouts are calculated at the time of the failure. See the error log for the actual replacement strategy.

---

**BC801E14****Explanation:**

Secure Boot failure.

**Response:**

The FRU callouts are calculated at the time of the failure. See the error log for the actual replacement strategy.

---

**BC801E15****Explanation:**

Planar jumper configuration.

**Response:**

The FRU callouts are calculated at the time of the failure. See the error log for the actual replacement strategy.

---

**BC801E16****Explanation:**

A problem occurred during the IPL of the system.

**Response:**

The FRU callouts are calculated at the time of the failure. See the error log for the actual replacement strategy.

---

**BC801E17****Explanation:**

Could not allocate any requested SMF memory.

**Response:**

The FRU callouts are calculated at the time of the failure. See the error log for the actual replacement strategy.

---

**BC801E18****Explanation:**

SMF secure memory allocation request altered to satisfy memory allocation rules.

**Response:**

The FRU callouts are calculated at the time of the failure. See the error log for the actual replacement strategy.

---

**BC801E20****Explanation:**

Secure Boot failure.

**Response:**

The FRU callouts are calculated at the time of the failure. See the error log for the actual replacement strategy.

---

**BC801E21****Explanation:**

Secure Boot failure.

**Response:**

The FRU callouts are calculated at the time of the failure. See the error log for the actual replacement strategy.

---

**BC801E22****Explanation:**

Secure Boot failure.

**Response:**

The FRU callouts are calculated at the time of the failure. See the error log for the actual replacement strategy.

---

**BC801E23****Explanation:**

Secure Boot failure.

**Response:**

The FRU callouts are calculated at the time of the failure. See the error log for the actual replacement strategy.

---

**BC801E24****Explanation:**

Secure Boot failure.

**Response:**

The FRU callouts are calculated at the time of the failure. See the error log for the actual replacement strategy.

---

**BC801E25****Explanation:**

Secure Boot failure.

**Response:**

The FRU callouts are calculated at the time of the failure. See the error log for the actual replacement strategy.

---

**BC801E26****Explanation:**

Secure Boot failure.

**Response:**

The FRU callouts are calculated at the time of the failure. See the error log for the actual replacement strategy.

---

**BC801E27****Explanation:**

Secure Boot failure.

**Response:**

The FRU callouts are calculated at the time of the failure. See the error log for the actual replacement strategy.

---

**BC801E28****Explanation:**

Secure Boot failure.

**Response:**

The FRU callouts are calculated at the time of the failure. See the error log for the actual replacement strategy.

---

**BC801E29****Explanation:**

Secure Boot failure.

**Response:**

The FRU callouts are calculated at the time of the failure. See the error log for the actual replacement strategy.

---

**BC801E2A****Explanation:**

Secure Boot failure.

**Response:**

The FRU callouts are calculated at the time of the failure. See the error log for the actual replacement strategy.

---

**BC801E2B****Explanation:**

Secure Boot failure.

**Response:**

The FRU callouts are calculated at the time of the failure. See the error log for the actual replacement strategy.

---

**BC801E2D****Explanation:**

During processor/memory subsystem initialization, an error was encountered: Could not fetch primary TPM's Log.

**Response:**

The FRU callouts are calculated at the time of the failure. See the error log for the actual replacement strategy.

---

**BC801E30****Explanation:**

Trusted Boot failure.

**Response:**

The FRU callouts are calculated at the time of the failure. See the error log for the actual replacement strategy.

---

**BC801E31****Explanation:**

Trusted Boot failure.

**Response:**

The FRU callouts are calculated at the time of the failure. See the error log for the actual replacement strategy.

---

**BC801E32****Explanation:**

Trusted Boot failure.

**Response:**

The FRU callouts are calculated at the time of the failure. See the error log for the actual replacement strategy.

---

**BC801E33**

**Explanation:**

Trusted Boot failure.

**Response:**

The FRU callouts are calculated at the time of the failure. See the error log for the actual replacement strategy.

---

**BC801E34****Explanation:**

Trusted Boot failure.

**Response:**

The FRU callouts are calculated at the time of the failure. See the error log for the actual replacement strategy.

---

**BC801E41****Explanation:**

A problem occurred during the IPL of the system.

**Response:**

The FRU callouts are calculated at the time of the failure. See the error log for the actual replacement strategy.

---

**BC801E42****Explanation:**

A problem occurred during the IPL of the system.

**Response:**

The FRU callouts are calculated at the time of the failure. See the error log for the actual replacement strategy.

---

**BC801E43****Explanation:**

A problem occurred during the IPL of the system.

**Response:**

The FRU callouts are calculated at the time of the failure. See the error log for the actual replacement strategy.

---

**BC801E44****Explanation:**

Physical Presence was Asserted.

**Response:**

The FRU callouts are calculated at the time of the failure. See the error log for the actual replacement strategy.

---

**BC801E45****Explanation:**

Re-IPLing to open a Physical Presence Window.

**Response:**

The FRU callouts are calculated at the time of the failure. See the error log for the actual replacement strategy.

---

**BC801E46****Explanation:**

A problem occurred during the IPL of the system.

**Response:**

The FRU callouts are calculated at the time of the failure. See the error log for the actual replacement strategy.

---

**BC801E47****Explanation:**

Detected Special Key Clear Request.

**Response:**

The FRU callouts are calculated at the time of the failure. See the error log for the actual replacement strategy.

---

**BC801F01****Explanation:**

During processor/memory subsystem initialization, an error was encountered: IPC service provider received an unexpected message.

**Response:**

The FRU callouts are calculated at the time of the failure. See the error log for the actual replacement strategy.

---

**BC802201****Explanation:**

A problem occurred while updating processor boot code.

**Response:**

The FRU callouts are calculated at the time of the failure. See the error log for the actual replacement strategy.

---

**BC802202****Explanation:**

A problem occurred while updating processor boot code.

**Response:**

The FRU callouts are calculated at the time of the failure. See the error log for the actual replacement strategy.

---

**BC802203****Explanation:**

A problem occurred while updating processor boot code.

**Response:**

The FRU callouts are calculated at the time of the failure. See the error log for the actual replacement strategy.

---

**BC802204**

**Explanation:**

A problem occurred while updating processor boot code.

**Response:**

The FRU callouts are calculated at the time of the failure. See the error log for the actual replacement strategy.

---

**BC802206****Explanation:**

A problem occurred while updating processor boot code.

**Response:**

The FRU callouts are calculated at the time of the failure. See the error log for the actual replacement strategy.

---

**BC802207****Explanation:**

A problem occurred while updating processor boot code.

**Response:**

The FRU callouts are calculated at the time of the failure. See the error log for the actual replacement strategy.

---

**BC802208****Explanation:**

A problem occurred while updating processor boot code.

**Response:**

The FRU callouts are calculated at the time of the failure. See the error log for the actual replacement strategy.

---

**BC80220A****Explanation:**

A problem occurred while updating processor boot code.

**Response:**

The FRU callouts are calculated at the time of the failure. See the error log for the actual replacement strategy.

---

**BC80220B****Explanation:**

A problem occurred while updating processor boot code.

**Response:**

The FRU callouts are calculated at the time of the failure. See the error log for the actual replacement strategy.

---

**BC80220D****Explanation:**

A problem occurred while updating processor boot code.

**Response:**

The FRU callouts are calculated at the time of the failure. See the error log for the actual replacement strategy.

---

**BC80220E****Explanation:**

During processor/memory subsystem initialization, an error was encountered: Invalid Boot SEEPROM Side Found.

**Response:**

The FRU callouts are calculated at the time of the failure. See the error log for the actual replacement strategy.

---

**BC80220F****Explanation:**

ECC or Data Miscompare Fail Reading Back Self Boot Engine (SBE) Version Information.

**Response:**

The FRU callouts are calculated at the time of the failure. See the error log for the actual replacement strategy.

---

**BC802210****Explanation:**

A problem occurred while updating processor boot code.

**Response:**

The FRU callouts are calculated at the time of the failure. See the error log for the actual replacement strategy.

---

**BC802211****Explanation:**

A problem occurred while updating processor boot code.

**Response:**

The FRU callouts are calculated at the time of the failure. See the error log for the actual replacement strategy.

---

**BC802212****Explanation:**

Successful Update of Self Boot Engine (SBE) SEEPROM SBE Version Information.

**Response:**

The FRU callouts are calculated at the time of the failure. See the error log for the actual replacement strategy.

---

**BC802213****Explanation:**

Self Boot Engine (SBE) Version Mismatch with Master Target.

**Response:**

The FRU callouts are calculated at the time of the failure. See the error log for the actual replacement strategy.

---

**BC802214**

**Explanation:**

During processor/memory subsystem initialization, an error was encountered: Error Associated with Updating this Target.

**Response:**

The FRU callouts are calculated at the time of the failure. See the error log for the actual replacement strategy.

---

**BC802215**

**Explanation:**

Self Boot Engine (SBE) Image Version Mismatch with Master Target.

**Response:**

The FRU callouts are calculated at the time of the failure. See the error log for the actual replacement strategy.

---

**BC802218**

**Explanation:**

A problem occurred while updating processor boot code.

**Response:**

The FRU callouts are calculated at the time of the failure. See the error log for the actual replacement strategy.

---

**BC802219**

**Explanation:**

A problem occurred while updating processor boot code.

**Response:**

The FRU callouts are calculated at the time of the failure. See the error log for the actual replacement strategy.

---

**BC80221A**

**Explanation:**

A problem occurred while updating processor boot code.

**Response:**

The FRU callouts are calculated at the time of the failure. See the error log for the actual replacement strategy.

---

**BC80221B**

**Explanation:**

SBE is not being updated.

**Response:**

The FRU callouts are calculated at the time of the failure. See the error log for the actual replacement strategy.

---

**BC80221D**

**Explanation:**

Chip level is invalid.

**Response:**

The FRU callouts are calculated at the time of the failure. See the error log for the actual replacement strategy.

---

**BC80221E**

**Explanation:**

A problem occurred while updating processor boot code.

**Response:**

The FRU callouts are calculated at the time of the failure. See the error log for the actual replacement strategy.

---

**BC80221F**

**Explanation:**

A problem occurred while updating processor boot code.

**Response:**

The FRU callouts are calculated at the time of the failure. See the error log for the actual replacement strategy.

---

**BC802300**

**Explanation:**

A problem occurred during the IPL of the system.

**Response:**

The FRU callouts are calculated at the time of the failure. See the error log for the actual replacement strategy.

---

**BC802301**

**Explanation:**

A problem occurred during the IPL of the system.

**Response:**

The FRU callouts are calculated at the time of the failure. See the error log for the actual replacement strategy.

---

**BC802302**

**Explanation:**

A problem occurred during the IPL of the system.

**Response:**



The FRU callouts are calculated at the time of the failure. See the error log for the actual replacement strategy.

---

**BC802303****Explanation:**

A problem occurred during the IPL of the system.

**Response:**

The FRU callouts are calculated at the time of the failure. See the error log for the actual replacement strategy.

---

**BC802310****Explanation:**

A problem occurred during the IPL of the system.

**Response:**

The FRU callouts are calculated at the time of the failure. See the error log for the actual replacement strategy.

---

**BC802401****Explanation:**

Firmware error accessing internal bus during IPL.

**Response:**

The FRU callouts are calculated at the time of the failure. See the error log for the actual replacement strategy.

---

**BC802403****Explanation:**

Firmware error accessing internal bus during IPL.

**Response:**

The FRU callouts are calculated at the time of the failure. See the error log for the actual replacement strategy.

---

**BC802404****Explanation:**

Error(s) found in OPB Status Register.

**Response:**

The FRU callouts are calculated at the time of the failure. See the error log for the actual replacement strategy.

---

**BC802405****Explanation:**

Unsupported Reset Level requested.

**Response:**

The FRU callouts are calculated at the time of the failure. See the error log for the actual replacement strategy.

---

**BC802406****Explanation:**

Firmware error during boot flash diagnostics.

**Response:**

The FRU callouts are calculated at the time of the failure. See the error log for the actual replacement strategy.

---

**BC802407****Explanation:**

Firmware error during boot flash diagnostics.

**Response:**

The FRU callouts are calculated at the time of the failure. See the error log for the actual replacement strategy.

---

**BC802408****Explanation:**

Firmware error during boot flash diagnostics.

**Response:**

The FRU callouts are calculated at the time of the failure. See the error log for the actual replacement strategy.

---

**BC802409****Explanation:**

Firmware error during boot flash diagnostics.

**Response:**

The FRU callouts are calculated at the time of the failure. See the error log for the actual replacement strategy.

---

**BC80240A****Explanation:**

Error(s) found in LPCHC Status Register.

**Response:**

The FRU callouts are calculated at the time of the failure. See the error log for the actual replacement strategy.

---

**BC802501****Explanation:**

Firmware error during system boot.

**Response:**

The FRU callouts are calculated at the time of the failure. See the error log for the actual replacement strategy.

---

**BC802502****Explanation:**

Firmware error.

**Response:**

The FRU callouts are calculated at the time of the failure. See the error log for the actual replacement strategy.

---

**BC802503****Explanation:**

Firmware error during IPMI event handling.

**Response:**

The FRU callouts are calculated at the time of the failure. See the error log for the actual replacement strategy.

---

**BC802504**

**Explanation:**

During processor/memory subsystem initialization, an error was encountered: Command not valid for this sensor.

**Response:**

The FRU callouts are calculated at the time of the failure. See the error log for the actual replacement strategy.

---

**BC802505**

**Explanation:**

During processor/memory subsystem initialization, an error was encountered: Set sensor reading command failed.

**Response:**

The FRU callouts are calculated at the time of the failure. See the error log for the actual replacement strategy.

---

**BC802506**

**Explanation:**

During processor/memory subsystem initialization, an error was encountered: Set sensor reading command failed.

**Response:**

The FRU callouts are calculated at the time of the failure. See the error log for the actual replacement strategy.

---

**BC802507**

**Explanation:**

During processor/memory subsystem initialization, an error was encountered: Requested sensor is not present.

**Response:**

The FRU callouts are calculated at the time of the failure. See the error log for the actual replacement strategy.

---

**BC802508**

**Explanation:**

During processor/memory subsystem initialization, an error was encountered: Set sensor reading command failed.

**Response:**

The FRU callouts are calculated at the time of the failure. See the error log for the actual replacement strategy.

---

**BC802509**

**Explanation:**

Unexpected IPMI completion code from the BMC.

**Response:**

The FRU callouts are calculated at the time of the failure. See the error log for the actual replacement strategy.

---

**BC80250A**

**Explanation:**

The DCMI command to retrieve the power limit data from the BMC has failed, the user defined power limit cannot be applied.

**Response:**

The FRU callouts are calculated at the time of the failure. See the error log for the actual replacement strategy.

---

**BC80250B**

**Explanation:**

Request to get sensor reading IPMI completion code can be seen in userdata1 field of the log.

**Response:**

The FRU callouts are calculated at the time of the failure. See the error log for the actual replacement strategy.

---

**BC80250C**

**Explanation:**

During processor/memory subsystem initialization, an error was encountered: Request to get sensor type form the bmc failed.

**Response:**

The FRU callouts are calculated at the time of the failure. See the error log for the actual replacement strategy.

---

**BC80250D**

**Explanation:**

Unable to determine sensor information.

**Response:**

The FRU callouts are calculated at the time of the failure. See the error log for the actual replacement strategy.

---

**BC80250E**

**Explanation:**

During processor/memory subsystem initialization, an error was encountered: VPD data is invalid size.

**Response:**

The FRU callouts are calculated at the time of the failure. See the error log for the actual replacement strategy.

---

**BC80250F****Explanation:**

The passed in sensor number is not valid.

**Response:**

The FRU callouts are calculated at the time of the failure. See the error log for the actual replacement strategy.

---

**BC802510****Explanation:**

Unable to find a valid sensor setting.

**Response:**

The FRU callouts are calculated at the time of the failure. See the error log for the actual replacement strategy.

---

**BC802601****Explanation:**

During processor/memory subsystem initialization, an error was encountered: OCC is not valid.

**Response:**

The FRU callouts are calculated at the time of the failure. See the error log for the actual replacement strategy.

---

**BC802605****Explanation:**

During processor/memory subsystem initialization, an error was encountered: OCC not ready for target state.

**Response:**

The FRU callouts are calculated at the time of the failure. See the error log for the actual replacement strategy.

---

**BC80260E****Explanation:**

During processor/memory subsystem initialization, an error was encountered: Unable to send cmd to OCC exception.

**Response:**

The FRU callouts are calculated at the time of the failure. See the error log for the actual replacement strategy.

---

**BC802616****Explanation:**

During processor/memory subsystem initialization, an error was encountered: Homer pointer is nullptr, unable to communicate with the OCCs. Leaving system in safe mode.

**Response:**

The FRU callouts are calculated at the time of the failure. See the error log for the actual replacement strategy.

---

---

**BC802618****Explanation:**

During processor/memory subsystem initialization, an error was encountered: Invalid response length received.

**Response:**

The FRU callouts are calculated at the time of the failure. See the error log for the actual replacement strategy.

---

**BC802619****Explanation:**

During processor/memory subsystem initialization, an error was encountered: OCC response had checksum failure.

**Response:**

The FRU callouts are calculated at the time of the failure. See the error log for the actual replacement strategy.

---

**BC80261B****Explanation:**

During processor/memory subsystem initialization, an error was encountered: Invalid length in OCC response.

**Response:**

The FRU callouts are calculated at the time of the failure. See the error log for the actual replacement strategy.

---

**BC80261C****Explanation:**

During processor/memory subsystem initialization, an error was encountered: Invalid POLL response length.

**Response:**

The FRU callouts are calculated at the time of the failure. See the error log for the actual replacement strategy.

---

**BC80261D****Explanation:**

During processor/memory subsystem initialization, an error was encountered: Bad FRU data received in OCC error log.

**Response:**

The FRU callouts are calculated at the time of the failure. See the error log for the actual replacement strategy.

---

**BC802622****Explanation:**

During processor/memory subsystem initialization, an error was encountered: Invalid role is POLL response.

**Response:**

The FRU callouts are calculated at the time of the failure. See the error log for the actual replacement strategy.

---

**BC802623****Explanation:**

During processor/memory subsystem initialization, an error was encountered: Invalid OCC state requested.

**Response:**

The FRU callouts are calculated at the time of the failure. See the error log for the actual replacement strategy.

---

**BC802624****Explanation:**

During processor/memory subsystem initialization, an error was encountered: OCC comm not established or command is not supported.

**Response:**

The FRU callouts are calculated at the time of the failure. See the error log for the actual replacement strategy.

---

**BC802625****Explanation:**

During processor/memory subsystem initialization, an error was encountered: OCCs were not loaded/started successfully.

**Response:**

The FRU callouts are calculated at the time of the failure. See the error log for the actual replacement strategy.

---

**BC802626****Explanation:**

During processor/memory subsystem initialization, an error was encountered: OCC did not change to requested state.

**Response:**

The FRU callouts are calculated at the time of the failure. See the error log for the actual replacement strategy.

---

**BC802635****Explanation:**

During processor/memory subsystem initialization, an error was encountered: Timeout waiting for OCC response.

**Response:**

The FRU callouts are calculated at the time of the failure. See the error log for the actual replacement strategy.

---

**BC802645****Explanation:**

During processor/memory subsystem initialization, an error was encountered: No OCC target found for proc Target,.

**Response:**

The FRU callouts are calculated at the time of the failure. See the error log for the actual replacement strategy.

---

**BC802655****Explanation:**

During processor/memory subsystem initialization, an error was encountered: No OCC master was found.

**Response:**

The FRU callouts are calculated at the time of the failure. See the error log for the actual replacement strategy.

---

**BC802656****Explanation:**

During processor/memory subsystem initialization, an error was encountered: OCC reset threshold reached. Leaving OCCs in reset state.

**Response:**

The FRU callouts are calculated at the time of the failure. See the error log for the actual replacement strategy.

---

**BC802663****Explanation:**

During processor/memory subsystem initialization, an error was encountered: Invalid OCC error log data.

**Response:**

The FRU callouts are calculated at the time of the failure. See the error log for the actual replacement strategy.

---

**BC80267D****Explanation:**

During processor/memory subsystem initialization, an error was encountered: Bad FRU data received in OCC error log.

**Response:**

The FRU callouts are calculated at the time of the failure. See the error log for the actual replacement strategy.

---

**BC80267F****Explanation:**

During processor/memory subsystem initialization, an error was encountered: No FRU callouts found for non-info OCC Error.

**Response:**

The FRU callouts are calculated at the time of the failure. See the error log for the actual replacement strategy.

---

**BC802701****Explanation:**

During processor/memory subsystem initialization, an error was encountered: Invalid operation type.

**Response:**

The FRU callouts are calculated at the time of the failure. See the error log for the actual replacement strategy.

---

**BC802702****Explanation:**

A problem was detected during the IPL of the system: Device type not supported.

**Response:**

The FRU callouts are calculated at the time of the failure. See the error log for the actual replacement strategy.

---

**BC802703****Explanation:**

During processor/memory subsystem initialization, an error was encountered: TPM attribute was not found.

**Response:**

The FRU callouts are calculated at the time of the failure. See the error log for the actual replacement strategy.

---

**BC802705****Explanation:**

During processor/memory subsystem initialization, an error was encountered: I2C master entity path doesn't exist.

**Response:**

The FRU callouts are calculated at the time of the failure. See the error log for the actual replacement strategy.

---

**BC802706****Explanation:**

During processor/memory subsystem initialization, an error was encountered: I2C master path target is null.

**Response:**

The FRU callouts are calculated at the time of the failure. See the error log for the actual replacement strategy.

---

**BC802707****Explanation:**

During processor/memory subsystem initialization, an error was encountered: Invalid address offset size.

**Response:**

The FRU callouts are calculated at the time of the failure. See the error log for the actual replacement strategy.

---

**BC802708****Explanation:**

A problem occurred during the IPL of the system: TPM buffer is too large.

**Response:**

The FRU callouts are calculated at the time of the failure. See the error log for the actual replacement strategy.

---

**BC802709****Explanation:**

A problem occurred during the IPL of the system: TPM underflow.

**Response:**

The FRU callouts are calculated at the time of the failure. See the error log for the actual replacement strategy.

---

**BC80270A****Explanation:**

A problem occurred during the IPL of the system: TPM timeout.

**Response:**

The FRU callouts are calculated at the time of the failure. See the error log for the actual replacement strategy.

---

**BC80270B****Explanation:**

During processor/memory subsystem initialization, an error was encountered: Invalid operation type.

**Response:**

The FRU callouts are calculated at the time of the failure. See the error log for the actual replacement strategy.

---

**BC80270C****Explanation:**

During processor/memory subsystem initialization, an error was encountered: Invalid address offset size.

**Response:**

The FRU callouts are calculated at the time of the failure. See the error log for the actual replacement strategy.

---

**BC80270D****Explanation:**

A trusted platform module (TPM) that was expected to be present was not detected properly.

**Response:**

The FRU callouts are calculated at the time of the failure. See the error log for the actual replacement strategy.

---

**BC80270E****Explanation:**

Trusted boot problem detected.

**Response:**

The FRU callouts are calculated at the time of the failure. See the error log for the actual replacement strategy.

---

**BC80270F****Explanation:**

Trusted boot problem detected.

**Response:**

The FRU callouts are calculated at the time of the failure. See the error log for the actual replacement strategy.

---

**BC802710****Explanation:**

Unexpected trusted boot related failure.

**Response:**

The FRU callouts are calculated at the time of the failure. See the error log for the actual replacement strategy.

---

**BC802711****Explanation:**

Unexpected trusted boot related failure.

**Response:**

The FRU callouts are calculated at the time of the failure. See the error log for the actual replacement strategy.

---

**BC802801****Explanation:**

Firmware error communicating with boot device.

**Response:**

The FRU callouts are calculated at the time of the failure. See the error log for the actual replacement strategy.

---

**BC802802****Explanation:**

Firmware error communicating with boot device.

**Response:**

The FRU callouts are calculated at the time of the failure. See the error log for the actual replacement strategy.

---

**BC802803****Explanation:**

Firmware error communicating with boot device.

**Response:**

The FRU callouts are calculated at the time of the failure. See the error log for the actual replacement strategy.

---

**BC802804****Explanation:**

Firmware error communicating with boot device.

**Response:**

The FRU callouts are calculated at the time of the failure. See the error log for the actual replacement strategy.

---

**BC802806****Explanation:**

Firmware logic bug detected.

**Response:**

The FRU callouts are calculated at the time of the failure. See the error log for the actual replacement strategy.

---

**BC802810****Explanation:**

During processor/memory subsystem initialization, an error was encountered: Timeout waiting for upstream FIFO to have room to write.

**Response:**

The FRU callouts are calculated at the time of the failure. See the error log for the actual replacement strategy.

---

**BC802811****Explanation:**

During processor/memory subsystem initialization, an error was encountered: EOT not received before downstream buffer full.

**Response:**

The FRU callouts are calculated at the time of the failure. See the error log for the actual replacement strategy.

---

**BC802812****Explanation:**

During processor/memory subsystem initialization, an error was encountered: The distance to the status header is not within the response buffer.

**Response:**

The FRU callouts are calculated at the time of the failure. See the error log for the actual replacement strategy.

---

**BC802813****Explanation:**

During processor/memory subsystem initialization, an error was encountered: Status header does not start

with magic number or non-zero primary or secondary status.

**Response:**

The FRU callouts are calculated at the time of the failure. See the error log for the actual replacement strategy.

---

**BC802814**

**Explanation:**

During processor/memory subsystem initialization, an error was encountered: Timeout waiting for downstream FIFO to have data to receive.

**Response:**

The FRU callouts are calculated at the time of the failure. See the error log for the actual replacement strategy.

---

**BC802815**

**Explanation:**

Firmware error communicating with boot device.

**Response:**

The FRU callouts are calculated at the time of the failure. See the error log for the actual replacement strategy.

---

**BC802816**

**Explanation:**

Firmware error communicating with boot device.

**Response:**

The FRU callouts are calculated at the time of the failure. See the error log for the actual replacement strategy.

---

**BC802817**

**Explanation:**

Firmware error communicating with boot device.

**Response:**

The FRU callouts are calculated at the time of the failure. See the error log for the actual replacement strategy.

---

**BC802818**

**Explanation:**

Firmware error communicating with boot device.

**Response:**

The FRU callouts are calculated at the time of the failure. See the error log for the actual replacement strategy.

---

**BC802819**

**Explanation:**

Firmware error communicating with boot device.

**Response:**

The FRU callouts are calculated at the time of the failure. See the error log for the actual replacement strategy.

---

**BC80281A**

**Explanation:**

During processor/memory subsystem initialization, an error was encountered: If the size of the FFDC package exceeds our allocated buffer size, we log it.

**Response:**

The FRU callouts are calculated at the time of the failure. See the error log for the actual replacement strategy.

---

**BC802831**

**Explanation:**

Firmware error communicating with boot device.

**Response:**

The FRU callouts are calculated at the time of the failure. See the error log for the actual replacement strategy.

---

**BC802832**

**Explanation:**

Firmware error communicating with boot device.

**Response:**

The FRU callouts are calculated at the time of the failure. See the error log for the actual replacement strategy.

---

**BC802833**

**Explanation:**

Firmware error communicating with boot device.

**Response:**

The FRU callouts are calculated at the time of the failure. See the error log for the actual replacement strategy.

---

**BC802834**

**Explanation:**

Firmware error communicating with boot device.

**Response:**

The FRU callouts are calculated at the time of the failure. See the error log for the actual replacement strategy.

---

**BC802835**

**Explanation:**

Firmware error communicating with boot device.

**Response:**

The FRU callouts are calculated at the time of the failure. See the error log for the actual replacement strategy.

---

**BC802836**

**Explanation:**

Firmware error communicating with boot device.

**Response:**

The FRU callouts are calculated at the time of the failure. See the error log for the actual replacement strategy.

---

**BC802837****Explanation:**

Firmware error communicating with boot device.

**Response:**

The FRU callouts are calculated at the time of the failure. See the error log for the actual replacement strategy.

---

**BC802838****Explanation:**

Firmware error communicating with boot device.

**Response:**

The FRU callouts are calculated at the time of the failure. See the error log for the actual replacement strategy.

---

**BC802839****Explanation:**

Firmware error communicating with boot device.

**Response:**

The FRU callouts are calculated at the time of the failure. See the error log for the actual replacement strategy.

---

**BC80283A****Explanation:**

Firmware error communicating with boot device.

**Response:**

The FRU callouts are calculated at the time of the failure. See the error log for the actual replacement strategy.

---

**BC80283B****Explanation:**

Firmware error communicating with boot device.

**Response:**

The FRU callouts are calculated at the time of the failure. See the error log for the actual replacement strategy.

---

**BC80283C****Explanation:**

Firmware error communicating with boot device.

**Response:**

The FRU callouts are calculated at the time of the failure. See the error log for the actual replacement strategy.

---

**BC80283D****Explanation:**

During processor/memory subsystem initialization, an error was encountered: Unable to inform OPAL of SBE failure.

**Response:**

The FRU callouts are calculated at the time of the failure. See the error log for the actual replacement strategy.

---

**BC802850****Explanation:**

A problem occurred during the IPL.

**Response:**

The FRU callouts are calculated at the time of the failure. See the error log for the actual replacement strategy.

---

**BC802851****Explanation:**

A problem occurred during the IPL.

**Response:**

The FRU callouts are calculated at the time of the failure. See the error log for the actual replacement strategy.

---

**BC802852****Explanation:**

During processor/memory subsystem initialization, an error was encountered: SBE booted from unexpected side.

**Response:**

The FRU callouts are calculated at the time of the failure. See the error log for the actual replacement strategy.

---

**BC802853****Explanation:**

During processor/memory subsystem initialization, an error was encountered: There is no recovery action on the SBE. We're guarding this proc.

**Response:**

The FRU callouts are calculated at the time of the failure. See the error log for the actual replacement strategy.

---

**BC802854****Explanation:**

The SBE did not start, we will attempt a reboot if possible.

**Response:**

The FRU callouts are calculated at the time of the failure. See the error log for the actual replacement strategy.

---



---

**BC802856****Explanation:**

During processor/memory subsystem initialization, an error was encountered: This function was called incorrectly or there is a new enum that is not handled yet.

**Response:**

The FRU callouts are calculated at the time of the failure. See the error log for the actual replacement strategy.

---

**BC802857****Explanation:**

FFDC associated with boot device failing to boot.

**Response:**

The FRU callouts are calculated at the time of the failure. See the error log for the actual replacement strategy.

---

**BC802858****Explanation:**

A processor in the system has failed to initialize.

**Response:**

The FRU callouts are calculated at the time of the failure. See the error log for the actual replacement strategy.

---

**BC80285B****Explanation:**

Extra FFDC gathered, marked information event.

**Response:**

The FRU callouts are calculated at the time of the failure. See the error log for the actual replacement strategy.

---

**BC80285C****Explanation:**

Processor Error.

**Response:**

The FRU callouts are calculated at the time of the failure. See the error log for the actual replacement strategy.

---

**BC80285D****Explanation:**

Processor Error.

**Response:**

The FRU callouts are calculated at the time of the failure. See the error log for the actual replacement strategy.

---

**BC80285E****Explanation:**

Processor Error.

**Response:**

The FRU callouts are calculated at the time of the failure. See the error log for the actual replacement strategy.

---

**BC80285F****Explanation:**

During processor/memory subsystem initialization, an error was encountered: Call to PSU Chip Op returned an unexpected message type.

**Response:**

The FRU callouts are calculated at the time of the failure. See the error log for the actual replacement strategy.

---

**BC802861****Explanation:**

During processor/memory subsystem initialization, an error was encountered: Could not register mailbox message queue.

**Response:**

The FRU callouts are calculated at the time of the failure. See the error log for the actual replacement strategy.

---

**BC802862****Explanation:**

Processor Error.

**Response:**

The FRU callouts are calculated at the time of the failure. See the error log for the actual replacement strategy.

---

**BC802BA0****Explanation:**

Failure detected in security subsystem.

**Response:**

The FRU callouts are calculated at the time of the failure. See the error log for the actual replacement strategy.

---

**BC802BA2****Explanation:**

Failure detected in security subsystem.

**Response:**

The FRU callouts are calculated at the time of the failure. See the error log for the actual replacement strategy.

---

**BC802BA3****Explanation:**

Failure detected in security subsystem.

**Response:**

The FRU callouts are calculated at the time of the failure. See the error log for the actual replacement strategy.

---

**BC802BA4****Explanation:**

Failure detected in security subsystem.

**Response:**

The FRU callouts are calculated at the time of the failure. See the error log for the actual replacement strategy.

---

**BC802BA5****Explanation:**

Failure detected in security subsystem.

**Response:**

The FRU callouts are calculated at the time of the failure. See the error log for the actual replacement strategy.

---

**BC802BA6****Explanation:**

Failure detected in security subsystem.

**Response:**

The FRU callouts are calculated at the time of the failure. See the error log for the actual replacement strategy.

---

**BC802BA7****Explanation:**

Failure detected in security subsystem.

**Response:**

The FRU callouts are calculated at the time of the failure. See the error log for the actual replacement strategy.

---

**BC802BA8****Explanation:**

Failure detected in security subsystem.

**Response:**

The FRU callouts are calculated at the time of the failure. See the error log for the actual replacement strategy.

---

**BC802BA9****Explanation:**

During processor/memory subsystem initialization, an error was encountered: Unmarshal error while replaying tpm log.

**Response:**

The FRU callouts are calculated at the time of the failure. See the error log for the actual replacement strategy.

---

**BC802BAA****Explanation:**

TPM log overflow.

**Response:**

The FRU callouts are calculated at the time of the failure. See the error log for the actual replacement strategy.

---

**BC802BAB****Explanation:**

TPM log operation failure.

**Response:**

The FRU callouts are calculated at the time of the failure. See the error log for the actual replacement strategy.

---

**BC802BAC****Explanation:**

TPM log buffer init failure.

**Response:**

The FRU callouts are calculated at the time of the failure. See the error log for the actual replacement strategy.

---

**BC802BAD****Explanation:**

The system is configured for Secure Boot and trusted platform module required mode; at least one functional trusted platform module is required to boot the system, but none are available. Therefore, the system will terminate. Trusted platform module required mode may be disabled via the appropriate systems management interface to allow platform boot without the remote trusted attestation capability. Look for other errors which call out the trusted platform module and follow the repair actions for these errors.

**Response:**

The FRU callouts are calculated at the time of the failure. See the error log for the actual replacement strategy.

---

**BC802BAE****Explanation:**

Failure detected in security subsystem.

**Response:**

The FRU callouts are calculated at the time of the failure. See the error log for the actual replacement strategy.

---

**BC802BAF****Explanation:**

Failure detected in security subsystem.

**Response:**

The FRU callouts are calculated at the time of the failure. See the error log for the actual replacement strategy.

---

**BC802BB0****Explanation:**

TPM log invalid format.

**Response:**

The FRU callouts are calculated at the time of the failure. See the error log for the actual replacement strategy.

---

**BC802BB1****Explanation:**

Firmware error during system boot.

**Response:**

The FRU callouts are calculated at the time of the failure. See the error log for the actual replacement strategy.

---

**BC802BB2****Explanation:**

Firmware error during system boot.

**Response:**

The FRU callouts are calculated at the time of the failure. See the error log for the actual replacement strategy.

---

**BC802BB3****Explanation:**

Firmware error during system boot.

**Response:**

The FRU callouts are calculated at the time of the failure. See the error log for the actual replacement strategy.

---

**BC802BB4****Explanation:**

Platform security problem detected.

**Response:**

The FRU callouts are calculated at the time of the failure. See the error log for the actual replacement strategy.

---

**BC802BB5****Explanation:**

Failure detected in security subsystem.

**Response:**

The FRU callouts are calculated at the time of the failure. See the error log for the actual replacement strategy.

---

**BC802BB7****Explanation:**

Trusted Boot failure.

**Response:**

The FRU callouts are calculated at the time of the failure. See the error log for the actual replacement strategy.

---

**BC802BB8****Explanation:**

Trusted boot failure.

**Response:**

The FRU callouts are calculated at the time of the failure. See the error log for the actual replacement strategy.

---

**BC802BB9****Explanation:**

Trusted boot failure.

**Response:**

The FRU callouts are calculated at the time of the failure. See the error log for the actual replacement strategy.

---

**BC802BBA****Explanation:**

Trusted boot failure.

**Response:**

The FRU callouts are calculated at the time of the failure. See the error log for the actual replacement strategy.

---

**BC802BBB****Explanation:**

Trusted boot failure.

**Response:**

The FRU callouts are calculated at the time of the failure. See the error log for the actual replacement strategy.

---

**BC802BBC****Explanation:**

Trusted boot failure.

**Response:**

The FRU callouts are calculated at the time of the failure. See the error log for the actual replacement strategy.

---

**BC802BBD****Explanation:**

trustedboot failure.

**Response:**

The FRU callouts are calculated at the time of the failure. See the error log for the actual replacement strategy.

---

**BC803325****Explanation:**

During processor/memory subsystem initialization, an error was encountered: Unable to resolve other end of xbus.

**Response:**

The FRU callouts are calculated at the time of the failure. See the error log for the actual replacement strategy.

---

**BC803326**

**Explanation:**

During processor/memory subsystem initialization, an error was encountered: Unable to resolve other end of xbus.

**Response:**

The FRU callouts are calculated at the time of the failure. See the error log for the actual replacement strategy.

---

**BC803327**

**Explanation:**

Firmware Error.

**Response:**

The FRU callouts are calculated at the time of the failure. See the error log for the actual replacement strategy.

---

**BC803328**

**Explanation:**

Firmware Error.

**Response:**

The FRU callouts are calculated at the time of the failure. See the error log for the actual replacement strategy.

---

**BC803329**

**Explanation:**

Firmware Error.

**Response:**

The FRU callouts are calculated at the time of the failure. See the error log for the actual replacement strategy.

---

**BC80332A**

**Explanation:**

Firmware Error.

**Response:**

The FRU callouts are calculated at the time of the failure. See the error log for the actual replacement strategy.

---

**BC80332B**

**Explanation:**

Firmware Error.

**Response:**

The FRU callouts are calculated at the time of the failure. See the error log for the actual replacement strategy.

---

**BC80332C**

**Explanation:**

Firmware Error.

**Response:**

The FRU callouts are calculated at the time of the failure. See the error log for the actual replacement strategy.

---

**BC80332D**

**Explanation:**

Firmware Error.

**Response:**

The FRU callouts are calculated at the time of the failure. See the error log for the actual replacement strategy.

---

**BC80332E**

**Explanation:**

Firmware Error.

**Response:**

The FRU callouts are calculated at the time of the failure. See the error log for the actual replacement strategy.

---

**BC80332F**

**Explanation:**

Firmware Error.

**Response:**

The FRU callouts are calculated at the time of the failure. See the error log for the actual replacement strategy.

---

**BC803330**

**Explanation:**

Firmware Error.

**Response:**

The FRU callouts are calculated at the time of the failure. See the error log for the actual replacement strategy.

---

**BC803331**

**Explanation:**

Firmware Error.

**Response:**

The FRU callouts are calculated at the time of the failure. See the error log for the actual replacement strategy.

---

**BC803332**

**Explanation:**

Firmware Error.

**Response:**

The FRU callouts are calculated at the time of the failure. See the error log for the actual replacement strategy.

---

**BC803333****Explanation:**

Firmware Error.

**Response:**

The FRU callouts are calculated at the time of the failure. See the error log for the actual replacement strategy.

---

**BC803334****Explanation:**

During processor/memory subsystem initialization, an error was encountered: platGetMBvdpdMemoryDataVersion could not find the expected 1 mba from the passed dimm target.

**Response:**

The FRU callouts are calculated at the time of the failure. See the error log for the actual replacement strategy.

---

**BC803335****Explanation:**

During processor/memory subsystem initialization, an error was encountered: platGetMBvdpdMemoryDataVersion could not find an mba parent target from the passed in dimm target.

**Response:**

The FRU callouts are calculated at the time of the failure. See the error log for the actual replacement strategy.

---

**BC803336****Explanation:**

During processor/memory subsystem initialization, an error was encountered: platGetMBvdpdMemoryDataVersion could not find any child mba's from the passed in target of type TYPE\_MEMBUF.

**Response:**

The FRU callouts are calculated at the time of the failure. See the error log for the actual replacement strategy.

---

**BC803337****Explanation:**

During processor/memory subsystem initialization, an error was encountered: platGetMBvdpdMemoryDataVersion requires a target of type TYPE\_MBA or TYPE\_MEMBUF.

**Response:**

The FRU callouts are calculated at the time of the failure. See the error log for the actual replacement strategy.

---

**BC803339****Explanation:**

Internal firmware error.

**Response:**

The FRU callouts are calculated at the time of the failure. See the error log for the actual replacement strategy.

---

**BC80333A****Explanation:**

Internal firmware error.

**Response:**

The FRU callouts are calculated at the time of the failure. See the error log for the actual replacement strategy.

---

**BC80333B****Explanation:**

Internal firmware error.

**Response:**

The FRU callouts are calculated at the time of the failure. See the error log for the actual replacement strategy.

---

**BC80333C****Explanation:**

Internal firmware error.

**Response:**

The FRU callouts are calculated at the time of the failure. See the error log for the actual replacement strategy.

---

**BC80333D****Explanation:**

Internal firmware error.

**Response:**

The FRU callouts are calculated at the time of the failure. See the error log for the actual replacement strategy.

---

**BC80333E****Explanation:**

Internal firmware error.

**Response:**

The FRU callouts are calculated at the time of the failure. See the error log for the actual replacement strategy.

---

**BC803340****Explanation:**

Internal firmware error.

**Response:**

The FRU callouts are calculated at the time of the failure. See the error log for the actual replacement strategy.

---

**BC803343****Explanation:**

Internal firmware error.

**Response:**

The FRU callouts are calculated at the time of the failure. See the error log for the actual replacement strategy.

---

**BC803403****Explanation:**

A problem occurred while running processor boot code.

**Response:**

The FRU callouts are calculated at the time of the failure. See the error log for the actual replacement strategy.

---

**BC803404****Explanation:**

A problem occurred while running processor boot code.

**Response:**

The FRU callouts are calculated at the time of the failure. See the error log for the actual replacement strategy.

---

**BC803405****Explanation:**

A problem occurred while running processor boot code.

**Response:**

The FRU callouts are calculated at the time of the failure. See the error log for the actual replacement strategy.

---

**BC803406****Explanation:**

A problem occurred while running processor boot code.

**Response:**

The FRU callouts are calculated at the time of the failure. See the error log for the actual replacement strategy.

---

**BC803407****Explanation:**

A problem occurred while running processor boot code.

**Response:**

The FRU callouts are calculated at the time of the failure. See the error log for the actual replacement strategy.

---

**BC803408****Explanation:**

A problem occurred while running processor boot code.

**Response:**

The FRU callouts are calculated at the time of the failure. See the error log for the actual replacement strategy.

---

**BC803409****Explanation:**

A problem occurred while running processor boot code.

**Response:**

The FRU callouts are calculated at the time of the failure. See the error log for the actual replacement strategy.

---

**BC80340A****Explanation:**

A problem occurred while running processor boot code.

**Response:**

The FRU callouts are calculated at the time of the failure. See the error log for the actual replacement strategy.

---

**BC80340B****Explanation:**

A problem occurred while running processor boot code.

**Response:**

The FRU callouts are calculated at the time of the failure. See the error log for the actual replacement strategy.

---

**BC80340C****Explanation:**

A problem occurred while running processor boot code.

**Response:**

The FRU callouts are calculated at the time of the failure. See the error log for the actual replacement strategy.

---

**BC80340F****Explanation:**

Failed to load boot firmware.

**Response:**

The FRU callouts are calculated at the time of the failure. See the error log for the actual replacement strategy.

---

**BC803501****Explanation:**

During processor/memory subsystem initialization, an error was encountered: Invalid operation type.

**Response:**

The FRU callouts are calculated at the time of the failure. See the error log for the actual replacement strategy.

---

**BC803502****Explanation:**

A problem was detected during the IPL of the system: Device type not supported.

**Response:**

The FRU callouts are calculated at the time of the failure. See the error log for the actual replacement strategy.

---

**BC803503****Explanation:**

During processor/memory subsystem initialization, an error was encountered: NVDIMM attribute was not found.

**Response:**

The FRU callouts are calculated at the time of the failure. See the error log for the actual replacement strategy.

---

**BC803505****Explanation:**

During processor/memory subsystem initialization, an error was encountered: I2C master entity path doesn't exist.

**Response:**

The FRU callouts are calculated at the time of the failure. See the error log for the actual replacement strategy.

---

**BC803506****Explanation:**

During processor/memory subsystem initialization, an error was encountered: I2C master path target is null.

**Response:**

The FRU callouts are calculated at the time of the failure. See the error log for the actual replacement strategy.

---

**BC803507****Explanation:**

During processor/memory subsystem initialization, an error was encountered: Invalid address offset size.

**Response:**

The FRU callouts are calculated at the time of the failure. See the error log for the actual replacement strategy.

---

**BC803508****Explanation:**

A problem occurred during the IPL of the system: I2C buffer offset is too large.

**Response:**

The FRU callouts are calculated at the time of the failure. See the error log for the actual replacement strategy.

---

**BC803509****Explanation:**

During processor/memory subsystem initialization, an error was encountered: I2C write page size is zero.

**Response:**

The FRU callouts are calculated at the time of the failure. See the error log for the actual replacement strategy.

---

**BC80350A****Explanation:**

During processor/memory subsystem initialization, an error was encountered: NVDIMM register offset out of bound.

**Response:**

The FRU callouts are calculated at the time of the failure. See the error log for the actual replacement strategy.

---

**BC80350D****Explanation:**

NVDIMM timed out.

**Response:**

The FRU callouts are calculated at the time of the failure. See the error log for the actual replacement strategy.

---

**BC80350E****Explanation:**

NVDIMM timed out.

**Response:**

The FRU callouts are calculated at the time of the failure. See the error log for the actual replacement strategy.

---

**BC80350F****Explanation:**

NVDIMM timed out.

**Response:**

The FRU callouts are calculated at the time of the failure. See the error log for the actual replacement strategy.

---

**BC803512****Explanation:**

NVDIMM encountered error setting the energy source policy.

**Response:**

The FRU callouts are calculated at the time of the failure. See the error log for the actual replacement strategy.

---

**BC803516****Explanation:**

Encountered error performing internal operation on NVDIMM.

**Response:**

The FRU callouts are calculated at the time of the failure. See the error log for the actual replacement strategy.

---

**BC803517****Explanation:**

NVDIMM timed out.

**Response:**

The FRU callouts are calculated at the time of the failure. See the error log for the actual replacement strategy.

---

**BC803518****Explanation:**

NVDIMM encountered error arming save trigger.

**Response:**

The FRU callouts are calculated at the time of the failure. See the error log for the actual replacement strategy.

---

**BC803519****Explanation:**

NVDIMM error erasing data image.

**Response:**

The FRU callouts are calculated at the time of the failure. See the error log for the actual replacement strategy.

---

**BC80351A****Explanation:**

NVDIMM failed to restore data.

**Response:**

The FRU callouts are calculated at the time of the failure. See the error log for the actual replacement strategy.

---

**BC80351B****Explanation:**

NVDIMM not ready.

**Response:**

The FRU callouts are calculated at the time of the failure. See the error log for the actual replacement strategy.

---

**BC80351C****Explanation:**

Internal firmware error.

**Response:**

The FRU callouts are calculated at the time of the failure. See the error log for the actual replacement strategy.

---

**BC80351D****Explanation:**

NVDIMM not updated.

**Response:**

The FRU callouts are calculated at the time of the failure. See the error log for the actual replacement strategy.

---

**BC80351E****Explanation:**

NVDIMM not updated.

**Response:**

The FRU callouts are calculated at the time of the failure. See the error log for the actual replacement strategy.

---

**BC80351F****Explanation:**

NVDIMM not updated.

**Response:**

The FRU callouts are calculated at the time of the failure. See the error log for the actual replacement strategy.

---

**BC803520****Explanation:**

NVDIMM not updated.

**Response:**

The FRU callouts are calculated at the time of the failure. See the error log for the actual replacement strategy.

---

**BC803521****Explanation:**

NVDIMM not updated.

**Response:**

The FRU callouts are calculated at the time of the failure. See the error log for the actual replacement strategy.



---

**BC803522****Explanation:**

NVDIMM not updated.

**Response:**

The FRU callouts are calculated at the time of the failure. See the error log for the actual replacement strategy.

---

**BC803523****Explanation:**

NVDIMM not updated.

**Response:**

The FRU callouts are calculated at the time of the failure. See the error log for the actual replacement strategy.

---

**BC803524****Explanation:**

NVDIMM not updated.

**Response:**

The FRU callouts are calculated at the time of the failure. See the error log for the actual replacement strategy.

---

**BC803525****Explanation:**

NVDIMM not updated.

**Response:**

The FRU callouts are calculated at the time of the failure. See the error log for the actual replacement strategy.

---

**BC803526****Explanation:**

NVDIMM not updated.

**Response:**

The FRU callouts are calculated at the time of the failure. See the error log for the actual replacement strategy.

---

**BC803527****Explanation:**

NVDIMM not updated.

**Response:**

The FRU callouts are calculated at the time of the failure. See the error log for the actual replacement strategy.

---

**BC803528****Explanation:**

NVDIMM update started.

**Response:**

The FRU callouts are calculated at the time of the failure. See the error log for the actual replacement strategy.

---

**BC803529****Explanation:**

NVDIMM was successfully updated.

**Response:**

The FRU callouts are calculated at the time of the failure. See the error log for the actual replacement strategy.

---

**BC80352A****Explanation:**

NVDIMM error generating encryption keys.

**Response:**

The FRU callouts are calculated at the time of the failure. See the error log for the actual replacement strategy.

---

**BC80352B****Explanation:**

NVDIMM error erasing data image.

**Response:**

The FRU callouts are calculated at the time of the failure. See the error log for the actual replacement strategy.

---

**BC80352C****Explanation:**

NVDIMM error during Catastrophic Save.

**Response:**

The FRU callouts are calculated at the time of the failure. See the error log for the actual replacement strategy.

---

**BC80352D****Explanation:**

NVDIMM failed module health status check.

**Response:**

The FRU callouts are calculated at the time of the failure. See the error log for the actual replacement strategy.

---

**BC80352E****Explanation:**

NVDIMM failed module health status check.

**Response:**

The FRU callouts are calculated at the time of the failure. See the error log for the actual replacement strategy.

---

**BC80352F****Explanation:**

NVDIMM failed module health status check.

**Response:**

The FRU callouts are calculated at the time of the failure. See the error log for the actual replacement strategy.

---

**BC803538****Explanation:**

NVDIMM failed module health status check.

**Response:**

The FRU callouts are calculated at the time of the failure. See the error log for the actual replacement strategy.

---

**BC80353E****Explanation:**

NVDIMM failed to enable event notificaitons.

**Response:**

The FRU callouts are calculated at the time of the failure. See the error log for the actual replacement strategy.

---

**BC80353F****Explanation:**

NVDIMM register error.

**Response:**

The FRU callouts are calculated at the time of the failure. See the error log for the actual replacement strategy.

---

**BC803540****Explanation:**

NVDIMM encryption error.

**Response:**

The FRU callouts are calculated at the time of the failure. See the error log for the actual replacement strategy.

---

**BC803541****Explanation:**

NVDIMM register error.

**Response:**

The FRU callouts are calculated at the time of the failure. See the error log for the actual replacement strategy.

---

**BC803542****Explanation:**

NVDIMM register error.

**Response:**

The FRU callouts are calculated at the time of the failure. See the error log for the actual replacement strategy.

---

**BC803543****Explanation:**

NVDIMM encryption error.

**Response:**

The FRU callouts are calculated at the time of the failure. See the error log for the actual replacement strategy.

---

**BC803544****Explanation:**

NVDIMM encryption error.

**Response:**

The FRU callouts are calculated at the time of the failure. See the error log for the actual replacement strategy.

---

**BC803545****Explanation:**

NVDIMM encryption error.

**Response:**

The FRU callouts are calculated at the time of the failure. See the error log for the actual replacement strategy.

---

**BC803546****Explanation:**

NVDIMM encryption error.

**Response:**

The FRU callouts are calculated at the time of the failure. See the error log for the actual replacement strategy.

---

**BC803548****Explanation:**

NVDIMM encryption error.

**Response:**

The FRU callouts are calculated at the time of the failure. See the error log for the actual replacement strategy.

---

**BC803549****Explanation:**

NVDIMM ES health check failed.

**Response:**

The FRU callouts are calculated at the time of the failure. See the error log for the actual replacement strategy.

---

**BC80354A****Explanation:**

NVDIMM ES health check failed.

**Response:**

The FRU callouts are calculated at the time of the failure. See the error log for the actual replacement strategy.

---

**BC80354B**

**Explanation:**

NVDIMM ES health check failed.

**Response:**

The FRU callouts are calculated at the time of the failure. See the error log for the actual replacement strategy.

---

**BC80354C****Explanation:**

NVDIMM ES health check failed.

**Response:**

The FRU callouts are calculated at the time of the failure. See the error log for the actual replacement strategy.

---

**BC80354D****Explanation:**

NVDIMM NVM health check failed.

**Response:**

The FRU callouts are calculated at the time of the failure. See the error log for the actual replacement strategy.

---

**BC80354E****Explanation:**

NVDIMM logging error.

**Response:**

The FRU callouts are calculated at the time of the failure. See the error log for the actual replacement strategy.

---

**BC80354F****Explanation:**

NVDIMM logging error.

**Response:**

The FRU callouts are calculated at the time of the failure. See the error log for the actual replacement strategy.

---

**BC803550****Explanation:**

NVDIMM incorrect firmware slot.

**Response:**

The FRU callouts are calculated at the time of the failure. See the error log for the actual replacement strategy.

---

**BC803551****Explanation:**

NVDIMM error during nvdimm erase.

**Response:**

The FRU callouts are calculated at the time of the failure. See the error log for the actual replacement strategy.

---

**BC803552****Explanation:**

NVDIMM failed the arm precheck and is unable to arm.

**Response:**

The FRU callouts are calculated at the time of the failure. See the error log for the actual replacement strategy.

---

**BC803553****Explanation:**

NVDIMM failed to ARM.

**Response:**

The FRU callouts are calculated at the time of the failure. See the error log for the actual replacement strategy.

---

**BC803554****Explanation:**

NVDIMM requires an arm retry.

**Response:**

The FRU callouts are calculated at the time of the failure. See the error log for the actual replacement strategy.

---

**BC803555****Explanation:**

NVDIMM not updated.

**Response:**

The FRU callouts are calculated at the time of the failure. See the error log for the actual replacement strategy.

---

**BC803556****Explanation:**

NVDIMM not running latest firmware level.

**Response:**

The FRU callouts are calculated at the time of the failure. See the error log for the actual replacement strategy.

---

**BC803557****Explanation:**

NVDIMM erase error.

**Response:**

The FRU callouts are calculated at the time of the failure. See the error log for the actual replacement strategy.

---

**BC803558****Explanation:**

NVDIMM erase error.

**Response:**

The FRU callouts are calculated at the time of the failure. See the error log for the actual replacement strategy.

---

**BC803601****Explanation:**

A problem occurred during the IPL of the system: Invalid data length for a SCOM operation.

**Response:**

The FRU callouts are calculated at the time of the failure. See the error log for the actual replacement strategy.

---

**BC803602****Explanation:**

A problem occurred during the IPL of the system: Invalid target type for a SCOM operation.

**Response:**

The FRU callouts are calculated at the time of the failure. See the error log for the actual replacement strategy.

---

**BC803603****Explanation:**

A problem occurred during the IPL of the system: Invalid operation type for a SCOM operation.

**Response:**

The FRU callouts are calculated at the time of the failure. See the error log for the actual replacement strategy.

---

**BC803604****Explanation:**

A problem occurred during the IPL of the system: Invalid address for a SCOM operation.

**Response:**

The FRU callouts are calculated at the time of the failure. See the error log for the actual replacement strategy.

---

**BC803701****Explanation:**

Unexpected memory subsystem firmware error.

**Response:**

The FRU callouts are calculated at the time of the failure. See the error log for the actual replacement strategy.

---

**BC803702****Explanation:**

Unexpected memory subsystem firmware error.

**Response:**

The FRU callouts are calculated at the time of the failure. See the error log for the actual replacement strategy.

---

**BC803703****Explanation:**

Unexpected memory subsystem firmware error.

**Response:**

The FRU callouts are calculated at the time of the failure. See the error log for the actual replacement strategy.

---

**BC803704****Explanation:**

Unexpected memory subsystem firmware error.

**Response:**

The FRU callouts are calculated at the time of the failure. See the error log for the actual replacement strategy.

---

**BC803705****Explanation:**

Unexpected memory subsystem firmware error.

**Response:**

The FRU callouts are calculated at the time of the failure. See the error log for the actual replacement strategy.

---

**BC803706****Explanation:**

Unexpected memory subsystem firmware error.

**Response:**

The FRU callouts are calculated at the time of the failure. See the error log for the actual replacement strategy.

---

**BC803707****Explanation:**

Unexpected memory subsystem firmware error.

**Response:**

The FRU callouts are calculated at the time of the failure. See the error log for the actual replacement strategy.

---

**BC803708****Explanation:**

Unexpected memory subsystem firmware error.

**Response:**

The FRU callouts are calculated at the time of the failure. See the error log for the actual replacement strategy.

---

**BC803709****Explanation:**

Unexpected memory subsystem firmware error.

**Response:**

The FRU callouts are calculated at the time of the failure. See the error log for the actual replacement strategy.

---

**BC80370A****Explanation:**

Unexpected memory subsystem firmware error.

**Response:**

The FRU callouts are calculated at the time of the failure. See the error log for the actual replacement strategy.

---

**BC803901****Explanation:**

Error occurred during system boot.

**Response:**

The FRU callouts are calculated at the time of the failure. See the error log for the actual replacement strategy.

---

**BC803902****Explanation:**

Error occurred during system boot.

**Response:**

The FRU callouts are calculated at the time of the failure. See the error log for the actual replacement strategy.

---

**BC804101****Explanation:**

A problem occurred during the IPL of the system: Internal Firmware Error.

**Response:**

The FRU callouts are calculated at the time of the failure. See the error log for the actual replacement strategy.

---

**BC804102****Explanation:**

A problem occurred during the IPL of the system: Internal Firmware Error.

**Response:**

The FRU callouts are calculated at the time of the failure. See the error log for the actual replacement strategy.

---

**BC804103****Explanation:**

Unexpected IPL firmware data format error.

**Response:**

The FRU callouts are calculated at the time of the failure. See the error log for the actual replacement strategy.

---

**BC804104****Explanation:**

Unexpected IPL firmware data format error.

**Response:**

The FRU callouts are calculated at the time of the failure. See the error log for the actual replacement strategy.

---

**BC804105****Explanation:**

Unexpected IPL firmware data format error.

**Response:**

The FRU callouts are calculated at the time of the failure. See the error log for the actual replacement strategy.

---

**BC804106****Explanation:**

Unsupported device found during firmware IPL.

**Response:**

The FRU callouts are calculated at the time of the failure. See the error log for the actual replacement strategy.

---

**BC804107****Explanation:**

Unexpected boot firmware data format error.

**Response:**

The FRU callouts are calculated at the time of the failure. See the error log for the actual replacement strategy.

---

**BC804108****Explanation:**

Unexpected IPL firmware data format error.

**Response:**

The FRU callouts are calculated at the time of the failure. See the error log for the actual replacement strategy.

---

**BC804109****Explanation:**

Unexpected IPL firmware data format error.

**Response:**

The FRU callouts are calculated at the time of the failure. See the error log for the actual replacement strategy.

---

**BC80410A****Explanation:**

PCIe hotplug controller flash update failure.

**Response:**

The FRU callouts are calculated at the time of the failure. See the error log for the actual replacement strategy.

---

**BC80410B****Explanation:**

PCIe hotplug controller flash update failure.

**Response:**

The FRU callouts are calculated at the time of the failure. See the error log for the actual replacement strategy.

---

**BC80410C****Explanation:**

A problem occurred during the IPL of the system:  
Internal Firmware Error.

**Response:**

The FRU callouts are calculated at the time of the failure. See the error log for the actual replacement strategy.

---

**BC80410D****Explanation:**

Unexpected IPL firmware data format error.

**Response:**

The FRU callouts are calculated at the time of the failure. See the error log for the actual replacement strategy.

---

**BC80430C****Explanation:**

A problem occurred during IPL of the system.

**Response:**

The FRU callouts are calculated at the time of the failure. See the error log for the actual replacement strategy.

---

**BC80430D****Explanation:**

A problem occurred during IPL of the system.

**Response:**

The FRU callouts are calculated at the time of the failure. See the error log for the actual replacement strategy.

---

**BC80430E****Explanation:**

A problem occurred during IPL of the system.

**Response:**

The FRU callouts are calculated at the time of the failure. See the error log for the actual replacement strategy.

---

**BC80430F****Explanation:**

A problem occurred during IPL of the system.

**Response:**

The FRU callouts are calculated at the time of the failure. See the error log for the actual replacement strategy.

---

**BC8043FB****Explanation:**

Informational log associated with DIMM updates.

**Response:**

The FRU callouts are calculated at the time of the failure. See the error log for the actual replacement strategy.

---

**BC8043FC****Explanation:**

Informational log associated with DIMM updates.

**Response:**

The FRU callouts are calculated at the time of the failure. See the error log for the actual replacement strategy.

---

**BC8043FD****Explanation:**

Informational log associated with DIMM updates.

**Response:**

The FRU callouts are calculated at the time of the failure. See the error log for the actual replacement strategy.

---

**BC8043FE****Explanation:**

Informational log associated with DIMM updates.

**Response:**

The FRU callouts are calculated at the time of the failure. See the error log for the actual replacement strategy.

---

**BC804601****Explanation:**

A problem occurred during the IPL of the system.

**Response:**

The FRU callouts are calculated at the time of the failure. See the error log for the actual replacement strategy.

---

**BC804705****Explanation:**

A problem occurred during the IPL of the system.

**Response:**

The FRU callouts are calculated at the time of the failure. See the error log for the actual replacement strategy.

---

**BC804708****Explanation:**

A problem occurred during the IPL of the system.

**Response:**

The FRU callouts are calculated at the time of the failure. See the error log for the actual replacement strategy.

---

**BC809001****Explanation:**

Firmware encountered an internal error while retrieving target data.

**Response:**

The FRU callouts are calculated at the time of the failure. See the error log for the actual replacement strategy.

---

**BC809002****Explanation:**

Firmware encountered an internal error while retrieving target data.

**Response:**

The FRU callouts are calculated at the time of the failure. See the error log for the actual replacement strategy.

---

**BC809003****Explanation:**

Firmware encountered an internal error while retrieving attribute data.

**Response:**

The FRU callouts are calculated at the time of the failure. See the error log for the actual replacement strategy.

---

**BC809004****Explanation:**

Firmware encountered an internal error while retrieving attribute data.

**Response:**

The FRU callouts are calculated at the time of the failure. See the error log for the actual replacement strategy.

---

**BC809005****Explanation:**

Firmware encountered an internal error.

**Response:**

The FRU callouts are calculated at the time of the failure. See the error log for the actual replacement strategy.

---

**BC809006****Explanation:**

Firmware encountered an internal error while retrieving target data.

**Response:**

The FRU callouts are calculated at the time of the failure. See the error log for the actual replacement strategy.

---

**BC80900A****Explanation:**

Firmware encountered an internal error.

**Response:**

The FRU callouts are calculated at the time of the failure. See the error log for the actual replacement strategy.

---

**BC80900B****Explanation:**

Firmware encountered an internal error.

**Response:**

The FRU callouts are calculated at the time of the failure. See the error log for the actual replacement strategy.

---

**BC80900D****Explanation:**

Firmware encountered an internal error.

**Response:**

The FRU callouts are calculated at the time of the failure. See the error log for the actual replacement strategy.

---

**BC80900E****Explanation:**

Firmware encountered an internal error.

**Response:**

The FRU callouts are calculated at the time of the failure. See the error log for the actual replacement strategy.

---

**BC80900F****Explanation:**

Firmware encountered an internal error.

**Response:**

The FRU callouts are calculated at the time of the failure. See the error log for the actual replacement strategy.

---

**BC809010****Explanation:**

Firmware encountered an internal error.

**Response:**

The FRU callouts are calculated at the time of the failure. See the error log for the actual replacement strategy.

---

**BC809011****Explanation:**

During processor/memory subsystem initialization, an error was encountered: Failed trying to add another entry to a mainstore area address range array.

**Response:**

The FRU callouts are calculated at the time of the failure. See the error log for the actual replacement strategy.

---

**BC809012**

**Explanation:**

During processor/memory subsystem initialization, an error was encountered: Attempted to add a RAM FRU for an invalid mainstore area.

**Response:**

The FRU callouts are calculated at the time of the failure. See the error log for the actual replacement strategy.

---

**BC809014**

**Explanation:**

Firmware encountered an internal error while retrieving target handle.

**Response:**

The FRU callouts are calculated at the time of the failure. See the error log for the actual replacement strategy.

---

**BC809015**

**Explanation:**

Firmware encountered an internal error.

**Response:**

The FRU callouts are calculated at the time of the failure. See the error log for the actual replacement strategy.

---

**BC809016**

**Explanation:**

Firmware encountered an internal error.

**Response:**

The FRU callouts are calculated at the time of the failure. See the error log for the actual replacement strategy.

---

**BC809017**

**Explanation:**

Firmware encountered an internal error.

**Response:**

The FRU callouts are calculated at the time of the failure. See the error log for the actual replacement strategy.

---

**BC809018**

**Explanation:**

Firmware encountered an internal error.

**Response:**

The FRU callouts are calculated at the time of the failure. See the error log for the actual replacement strategy.

---

**BC809019**

**Explanation:**

Firmware encountered an internal error.

**Response:**

The FRU callouts are calculated at the time of the failure. See the error log for the actual replacement strategy.

---

**BC80901A**

**Explanation:**

Firmware encountered an internal error.

**Response:**

The FRU callouts are calculated at the time of the failure. See the error log for the actual replacement strategy.

---

**BC80901B**

**Explanation:**

Firmware encountered an internal error.

**Response:**

The FRU callouts are calculated at the time of the failure. See the error log for the actual replacement strategy.

---

**BC80901C**

**Explanation:**

Firmware encountered an internal error.

**Response:**

The FRU callouts are calculated at the time of the failure. See the error log for the actual replacement strategy.

---

**BC80901E**

**Explanation:**

Firmware encountered an internal error while getting obus brick ID.

**Response:**

The FRU callouts are calculated at the time of the failure. See the error log for the actual replacement strategy.

---

**BC80901F**

**Explanation:**

Firmware encountered an internal error while getting obus frequency bucket.

**Response:**

The FRU callouts are calculated at the time of the failure. See the error log for the actual replacement strategy.



---

**BC809020****Explanation:**

Firmware encountered an internal error while finding proc model and ec.

**Response:**

The FRU callouts are calculated at the time of the failure. See the error log for the actual replacement strategy.

---

**BC809021****Explanation:**

Firmware encountered an internal error while retrieving obus pll frequency values.

**Response:**

The FRU callouts are calculated at the time of the failure. See the error log for the actual replacement strategy.

---

**BC80E504****Explanation:**

During processor/memory subsystem initialization, an error was encountered: CEC hardware failure detected.

**Response:**

The FRU callouts are calculated at the time of the failure. See the error log for the actual replacement strategy.

---

**BC80E540****Explanation:**

During processor/memory subsystem initialization, an error was encountered: CEC hardware failure detected. Cause is most likely hardware, but there are other callouts including Software or Next Level Support.

**Response:**

The FRU callouts are calculated at the time of the failure. See the error log for the actual replacement strategy.

---

**BC80E550****Explanation:**

During processor/memory subsystem initialization, an error was encountered: CEC hardware failure detected. Cause is most likely Software, but there are also Hardware callouts.

**Response:**

The FRU callouts are calculated at the time of the failure. See the error log for the actual replacement strategy.

---

**BC80E560****Explanation:**

During processor/memory subsystem initialization, an error was encountered: CEC hardware failure detected. Cause is most likely Software.

**Response:**

The FRU callouts are calculated at the time of the failure. See the error log for the actual replacement strategy.

---

**BC80E570****Explanation:**

During processor/memory subsystem initialization, an error was encountered: An errorlog containing extra FFDC collected by the HWP.

**Response:**

The FRU callouts are calculated at the time of the failure. See the error log for the actual replacement strategy.

---

**BC80E580****Explanation:**

Chip diagnosis did not find any chip with an attention.

**Response:**

The FRU callouts are calculated at the time of the failure. See the error log for the actual replacement strategy.

---

**BC80E582****Explanation:**

During processor/memory subsystem initialization, an error was encountered: Invalid configuration in CS FIR Data handling.

**Response:**

The FRU callouts are calculated at the time of the failure. See the error log for the actual replacement strategy.

---

**BC80E583****Explanation:**

During processor/memory subsystem initialization, an error was encountered: NULL system target.

**Response:**

The FRU callouts are calculated at the time of the failure. See the error log for the actual replacement strategy.

---

**BC810102****Explanation:**

During processor/memory subsystem initialization, an error was encountered.

**Response:**

The FRU callouts are calculated at the time of the failure. Examine the error log for the actual replacement strategy.

---

**BC810103****Explanation:**

During processor/memory subsystem initialization, an error was encountered.

**Response:**

The FRU callouts are calculated at the time of the failure. Examine the error log for the actual replacement strategy.

---

**BC810104****Explanation:**

During processor/memory subsystem initialization, an error was encountered.

**Response:**

The FRU callouts are calculated at the time of the failure. Examine the error log for the actual replacement strategy.

---

**BC810105****Explanation:**

During processor/memory subsystem initialization, an error was encountered.

**Response:**

The FRU callouts are calculated at the time of the failure. Examine the error log for the actual replacement strategy.

---

**BC810107****Explanation:**

During processor/memory subsystem initialization, an error was encountered.

**Response:**

The FRU callouts are calculated at the time of the failure. Examine the error log for the actual replacement strategy.

---

**BC810202****Explanation:**

During processor/memory subsystem initialization, an error was encountered.

**Response:**

The FRU callouts are calculated at the time of the failure. Examine the error log for the actual replacement strategy.

---

**BC810203****Explanation:**

During processor/memory subsystem initialization, an error was encountered.

**Response:**

The FRU callouts are calculated at the time of the failure. Examine the error log for the actual replacement strategy.

---

**BC810204****Explanation:**

During processor/memory subsystem initialization, an error was encountered.

**Response:**

The FRU callouts are calculated at the time of the failure. Examine the error log for the actual replacement strategy.

---

**BC810301****Explanation:**

During processor/memory subsystem initialization, an error was encountered.

**Response:**

The FRU callouts are calculated at the time of the failure. Examine the error log for the actual replacement strategy.

---

**BC810302****Explanation:**

During processor/memory subsystem initialization, an error was encountered.

**Response:**

The FRU callouts are calculated at the time of the failure. Examine the error log for the actual replacement strategy.

---

**BC810303****Explanation:**

During processor/memory subsystem initialization, an error was encountered.

**Response:**

The FRU callouts are calculated at the time of the failure. Examine the error log for the actual replacement strategy.

---

**BC810305****Explanation:**

During processor/memory subsystem initialization, an error was encountered.

**Response:**

The FRU callouts are calculated at the time of the failure. Examine the error log for the actual replacement strategy.

---

**BC810306****Explanation:**

During processor/memory subsystem initialization, an error was encountered.

**Response:**

The FRU callouts are calculated at the time of the failure. Examine the error log for the actual replacement strategy.

---

**BC810307****Explanation:**

During processor/memory subsystem initialization, an error was encountered.

**Response:**

The FRU callouts are calculated at the time of the failure. Examine the error log for the actual replacement strategy.

---

**BC810308****Explanation:**

During processor/memory subsystem initialization, an error was encountered.

**Response:**

The FRU callouts are calculated at the time of the failure. Examine the error log for the actual replacement strategy.

---

**BC810309****Explanation:**

During processor/memory subsystem initialization, an error was encountered: Scm Translate not supported for this type.

**Response:**

The FRU callouts are calculated at the time of the failure. See the error log for the actual replacement strategy.

---

**BC81030A****Explanation:**

During processor/memory subsystem initialization, an error was encountered: Scm Translation did not modify the address.

**Response:**

The FRU callouts are calculated at the time of the failure. See the error log for the actual replacement strategy.

---

**BC81030C****Explanation:**

Firmware error during system IPL.

**Response:**

The FRU callouts are calculated at the time of the failure. See the error log for the actual replacement strategy.

---

**BC81030D****Explanation:**

Firmware error during system IPL.

**Response:**

The FRU callouts are calculated at the time of the failure. See the error log for the actual replacement strategy.

---

**BC81030E****Explanation:**

A problem occurred during the IPL of the system.

**Response:**

The FRU callouts are calculated at the time of the failure. See the error log for the actual replacement strategy.

---

**BC81030F****Explanation:**

During processor/memory subsystem initialization, an error was encountered: Bits 0:11 in user supplied data is not zero.

**Response:**

The FRU callouts are calculated at the time of the failure. See the error log for the actual replacement strategy.

---

**BC810310****Explanation:**

During processor/memory subsystem initialization, an error was encountered: No read op on form 1 indirect scm.

**Response:**

The FRU callouts are calculated at the time of the failure. See the error log for the actual replacement strategy.

---

**BC810311****Explanation:**

During processor/memory subsystem initialization, an error was encountered: Hypervisor wakeup failed.

**Response:**

The FRU callouts are calculated at the time of the failure. See the error log for the actual replacement strategy.

---

**BC810312****Explanation:**

During processor/memory subsystem initialization, an error was encountered: Wakeup runtime interface not linked.

**Response:**

The FRU callouts are calculated at the time of the failure. See the error log for the actual replacement strategy.

---

**BC810313****Explanation:**

During processor/memory subsystem initialization, an error was encountered: Disabling special wakeup when not enabled.

**Response:**

The FRU callouts are calculated at the time of the failure. See the error log for the actual replacement strategy.

---

**BC810314****Explanation:**

During processor/memory subsystem initialization, an error was encountered: Scm Translate not supported for this type.

**Response:**

The FRU callouts are calculated at the time of the failure. See the error log for the actual replacement strategy.

---

**BC810315**

**Explanation:**

During processor/memory subsystem initialization, an error was encountered: Error from Hypervisor attempting SCOM.

**Response:**

The FRU callouts are calculated at the time of the failure. See the error log for the actual replacement strategy.

---

**BC810316**

**Explanation:**

During processor/memory subsystem initialization, an error was encountered: Buffer size is less than allowed or NULL data buffer.

**Response:**

The FRU callouts are calculated at the time of the failure. See the error log for the actual replacement strategy.

---

**BC810317**

**Explanation:**

During processor/memory subsystem initialization, an error was encountered: Scm invalid operation type.

**Response:**

The FRU callouts are calculated at the time of the failure. See the error log for the actual replacement strategy.

---

**BC810318**

**Explanation:**

Secure Boot failure.

**Response:**

The FRU callouts are calculated at the time of the failure. See the error log for the actual replacement strategy.

---

**BC810319**

**Explanation:**

Secure Boot failure.

**Response:**

The FRU callouts are calculated at the time of the failure. See the error log for the actual replacement strategy.

---

**BC81031A**

**Explanation:**

Secure Boot failure.

**Response:**

The FRU callouts are calculated at the time of the failure. See the error log for the actual replacement strategy.

---

**BC81031B**

**Explanation:**

Secure Boot failure.

**Response:**

The FRU callouts are calculated at the time of the failure. See the error log for the actual replacement strategy.

---

**BC81031C**

**Explanation:**

Secure Boot failure.

**Response:**

The FRU callouts are calculated at the time of the failure. See the error log for the actual replacement strategy.

---

**BC81031D**

**Explanation:**

During processor/memory subsystem initialization, an error was encountered: Invalid mode parm for wakeup operation.

**Response:**

The FRU callouts are calculated at the time of the failure. See the error log for the actual replacement strategy.

---

**BC81031E**

**Explanation:**

During processor/memory subsystem initialization, an error was encountered: Unexpectedly forcing wakeup off when the counter is non-zero, implies a bug in the code flow.

**Response:**

The FRU callouts are calculated at the time of the failure. See the error log for the actual replacement strategy.

---

**BC81031F**

**Explanation:**

During processor/memory subsystem initialization, an error was encountered: Unsupported multicast op.

**Response:**

The FRU callouts are calculated at the time of the failure. See the error log for the actual replacement strategy.

---

**BC810401**

**Explanation:**

During processor/memory subsystem initialization, an error was encountered.

**Response:**

The FRU callouts are calculated at the time of the failure. Examine the error log for the actual replacement strategy.

---

**BC810402**

**Explanation:**

During processor/memory subsystem initialization, an error was encountered.

**Response:**

The FRU callouts are calculated at the time of the failure. Examine the error log for the actual replacement strategy.

---

**BC810403**

**Explanation:**

During processor/memory subsystem initialization, an error was encountered.

**Response:**

The FRU callouts are calculated at the time of the failure. Examine the error log for the actual replacement strategy.

---

**BC810404**

**Explanation:**

During processor/memory subsystem initialization, an error was encountered.

**Response:**

The FRU callouts are calculated at the time of the failure. Examine the error log for the actual replacement strategy.

---

**BC810405**

**Explanation:**

A problem occurred during the IPL of the system.

**Response:**

The FRU callouts are calculated at the time of the failure. Examine the error log for the actual replacement strategy.

---

**BC810406**

**Explanation:**

During processor/memory subsystem initialization, an error was encountered.

**Response:**

The FRU callouts are calculated at the time of the failure. Examine the error log for the actual replacement strategy.

---

**BC810407**

**Explanation:**

During processor/memory subsystem initialization, an error was encountered.

**Response:**

The FRU callouts are calculated at the time of the failure. Examine the error log for the actual replacement strategy.

---

**BC810501**

**Explanation:**

During processor/memory subsystem initialization, an error was encountered.

**Response:**

The FRU callouts are calculated at the time of the failure. Examine the error log for the actual replacement strategy.

---

**BC810502**

**Explanation:**

During processor/memory subsystem initialization, an error was encountered.

**Response:**

The FRU callouts are calculated at the time of the failure. Examine the error log for the actual replacement strategy.

---

**BC810503**

**Explanation:**

During processor/memory subsystem initialization, an error was encountered.

**Response:**

The FRU callouts are calculated at the time of the failure. Examine the error log for the actual replacement strategy.

---

**BC810504**

**Explanation:**

During processor/memory subsystem initialization, an error was encountered: Could not FLUSH virtual memory.

**Response:**

The FRU callouts are calculated at the time of the failure. See the error log for the actual replacement strategy.

---

**BC810505**

**Explanation:**

During processor/memory subsystem initialization, an error was encountered.

**Response:**

The FRU callouts are calculated at the time of the failure. Examine the error log for the actual replacement strategy.

---

**BC810506**

**Explanation:**

During processor/memory subsystem initialization, an error was encountered.

**Response:**

The FRU callouts are calculated at the time of the failure. Examine the error log for the actual replacement strategy.

---

**BC810507****Explanation:**

During processor/memory subsystem initialization, an error was encountered.

**Response:**

The FRU callouts are calculated at the time of the failure. Examine the error log for the actual replacement strategy.

---

**BC810508****Explanation:**

During processor/memory subsystem initialization, an error was encountered.

**Response:**

The FRU callouts are calculated at the time of the failure. Examine the error log for the actual replacement strategy.

---

**BC810509****Explanation:**

During processor/memory subsystem initialization, an error was encountered.

**Response:**

The FRU callouts are calculated at the time of the failure. Examine the error log for the actual replacement strategy.

---

**BC81050A****Explanation:**

A problem occurred during the IPL of the system.

**Response:**

The FRU callouts are calculated at the time of the failure. Examine the error log for the actual replacement strategy.

---

**BC81050B****Explanation:**

During processor/memory subsystem initialization, an error was encountered.

**Response:**

The FRU callouts are calculated at the time of the failure. Examine the error log for the actual replacement strategy.

---

**BC81050C****Explanation:**

A problem occurred during the IPL of the system.

**Response:**

The FRU callouts are calculated at the time of the failure. Examine the error log for the actual replacement strategy.

---

**BC81050D****Explanation:**

During processor/memory subsystem initialization, an error was encountered: Istep messaged received by non-master node.

**Response:**

The FRU callouts are calculated at the time of the failure. See the error log for the actual replacement strategy.

---

**BC81050F****Explanation:**

A reconfigure loop is being induced for testing purposes.

**Response:**

The FRU callouts are calculated at the time of the failure. See the error log for the actual replacement strategy.

---

**BC810510****Explanation:**

During processor/memory subsystem initialization, an error was encountered: Received shutdown request due to deconfigure outside of reconfig loop.

**Response:**

The FRU callouts are calculated at the time of the failure. See the error log for the actual replacement strategy.

---

**BC810511****Explanation:**

An internal firmware error occurred.

**Response:**

The FRU callouts are calculated at the time of the failure. See the error log for the actual replacement strategy.

---

**BC810512****Explanation:**

Node is no longer accepting istep requests.

**Response:**

The FRU callouts are calculated at the time of the failure. See the error log for the actual replacement strategy.

---

**BC810516****Explanation:**

Firmware error during boot.

**Response:**

The FRU callouts are calculated at the time of the failure. See the error log for the actual replacement strategy.

---

**BC810601****Explanation:**

A problem occurred during the IPL of the system.

**Response:**

The FRU callouts are calculated at the time of the failure. Examine the error log for the actual replacement strategy.

---

**BC810602****Explanation:**

A problem occurred during the IPL of the system.

**Response:**

The FRU callouts are calculated at the time of the failure. Examine the error log for the actual replacement strategy.

---

**BC810603****Explanation:**

A problem occurred during the IPL of the system.

**Response:**

The FRU callouts are calculated at the time of the failure. Examine the error log for the actual replacement strategy.

---

**BC810604****Explanation:**

A problem occurred during the IPL of the system.

**Response:**

The FRU callouts are calculated at the time of the failure. Examine the error log for the actual replacement strategy.

---

**BC810605****Explanation:**

A problem occurred during the IPL of the system.

**Response:**

The FRU callouts are calculated at the time of the failure. Examine the error log for the actual replacement strategy.

---

**BC810606****Explanation:**

A problem occurred during the IPL of the system.

**Response:**

The FRU callouts are calculated at the time of the failure. Examine the error log for the actual replacement strategy.

---

**BC810607****Explanation:**

A problem occurred during the IPL of the system.

**Response:**

The FRU callouts are calculated at the time of the failure. Examine the error log for the actual replacement strategy.

---

**BC810608****Explanation:**

A problem occurred during the IPL of the system.

**Response:**

The FRU callouts are calculated at the time of the failure. Examine the error log for the actual replacement strategy.

---

**BC810609****Explanation:**

A problem occurred during the IPL of the system.

**Response:**

The FRU callouts are calculated at the time of the failure. Examine the error log for the actual replacement strategy.

---

**BC81060B****Explanation:**

A problem occurred during the IPL of the system.

**Response:**

The FRU callouts are calculated at the time of the failure. Examine the error log for the actual replacement strategy.

---

**BC81060C****Explanation:**

During processor/memory subsystem initialization, an error was encountered: Fail verifying Flash File System(FFS) Header on Master Candidate Processor NOR flash Table of Contents 0 (TOC).

**Response:**

The FRU callouts are calculated at the time of the failure. See the error log for the actual replacement strategy.

---

**BC810610****Explanation:**

A problem occurred during the IPL of the system.

**Response:**

The FRU callouts are calculated at the time of the failure. Examine the error log for the actual replacement strategy.

---

**BC810612****Explanation:**

Hardware error accessing flash during IPL.

**Response:**

The FRU callouts are calculated at the time of the failure. See the error log for the actual replacement strategy.

---

**BC810614****Explanation:**

Firmware error accessing flash during IPL.

**Response:**

The FRU callouts are calculated at the time of the failure. See the error log for the actual replacement strategy.

---

**BC810615****Explanation:**

Hardware error accessing flash during IPL.

**Response:**

The FRU callouts are calculated at the time of the failure. See the error log for the actual replacement strategy.

---

**BC810616****Explanation:**

Error accessing system firmware flash.

**Response:**

The FRU callouts are calculated at the time of the failure. See the error log for the actual replacement strategy.

---

**BC810617****Explanation:**

Error accessing system firmware flash.

**Response:**

The FRU callouts are calculated at the time of the failure. See the error log for the actual replacement strategy.

---

**BC810619****Explanation:**

A problem occurred while reading Processor NOR flash partition table.

**Response:**

The FRU callouts are calculated at the time of the failure. See the error log for the actual replacement strategy.

---

**BC81061B****Explanation:**

During processor/memory subsystem initialization, an error was encountered: invalid section passed to getSectionInfo or section prohibited by secureboot.

**Response:**

The FRU callouts are calculated at the time of the failure. See the error log for the actual replacement strategy.

---

**BC81061C****Explanation:**

During processor/memory subsystem initialization, an error was encountered: UNCORRECTABLE ECC.

**Response:**

The FRU callouts are calculated at the time of the failure. See the error log for the actual replacement strategy.

---

**BC81061D****Explanation:**

During processor/memory subsystem initialization, an error was encountered: section size is zero.

**Response:**

The FRU callouts are calculated at the time of the failure. See the error log for the actual replacement strategy.

---

**BC81061E****Explanation:**

Failed to remove pages.

**Response:**

The FRU callouts are calculated at the time of the failure. See the error log for the actual replacement strategy.

---

**BC81061F****Explanation:**

Error accessing system firmware flash.

**Response:**

The FRU callouts are calculated at the time of the failure. See the error log for the actual replacement strategy.

---

**BC810620****Explanation:**

Error accessing system firmware flash.

**Response:**

The FRU callouts are calculated at the time of the failure. See the error log for the actual replacement strategy.

---

**BC810621****Explanation:**

During processor/memory subsystem initialization, an error was encountered: Non ECC protected section is passed to fixECC.

**Response:**

The FRU callouts are calculated at the time of the failure. See the error log for the actual replacement strategy.

---

**BC810622****Explanation:**

A problem occurred while reading Processor NOR flash partition table.



**Response:**

The FRU callouts are calculated at the time of the failure. See the error log for the actual replacement strategy.

---

**BC810623****Explanation:**

A problem occurred while reading Processor NOR flash partition table.

**Response:**

The FRU callouts are calculated at the time of the failure. See the error log for the actual replacement strategy.

---

**BC810627****Explanation:**

A problem occurred while accessing the boot flash.

**Response:**

The FRU callouts are calculated at the time of the failure. See the error log for the actual replacement strategy.

---

**BC810629****Explanation:**

No valid Table of Contents (TOC) found for Processor NOR flash.

**Response:**

The FRU callouts are calculated at the time of the failure. See the error log for the actual replacement strategy.

---

**BC81062A****Explanation:**

Error accessing system firmware flash.

**Response:**

The FRU callouts are calculated at the time of the failure. See the error log for the actual replacement strategy.

---

**BC81062B****Explanation:**

A problem occurred while reading Processor NOR flash partition table.

**Response:**

The FRU callouts are calculated at the time of the failure. See the error log for the actual replacement strategy.

---

**BC81062C****Explanation:**

A problem occurred while reading Processor NOR flash partition table.

**Response:**

The FRU callouts are calculated at the time of the failure. See the error log for the actual replacement strategy.

---

**BC81062D****Explanation:**

A problem occurred while reading Processor NOR flash partition table.

**Response:**

The FRU callouts are calculated at the time of the failure. See the error log for the actual replacement strategy.

---

**BC81062F****Explanation:**

Firmware level mismatch.

**Response:**

The FRU callouts are calculated at the time of the failure. See the error log for the actual replacement strategy.

---

**BC810630****Explanation:**

Secureboot key transition failure.

**Response:**

The FRU callouts are calculated at the time of the failure. See the error log for the actual replacement strategy.

---

**BC810631****Explanation:**

Firmware Error.

**Response:**

The FRU callouts are calculated at the time of the failure. See the error log for the actual replacement strategy.

---

**BC810632****Explanation:**

BMC not responding while accessing the flash.

**Response:**

The FRU callouts are calculated at the time of the failure. See the error log for the actual replacement strategy.

---

**BC810633****Explanation:**

BMC not responding while accessing the flash.

**Response:**

The FRU callouts are calculated at the time of the failure. See the error log for the actual replacement strategy.

---

**BC810634****Explanation:**

Security failure: unable to securely load requested firmware.

**Response:**

The FRU callouts are calculated at the time of the failure. See the error log for the actual replacement strategy.

---

**BC810635**

**Explanation:**

A problem occurred within the security subsystem.

**Response:**

The FRU callouts are calculated at the time of the failure. See the error log for the actual replacement strategy.

---

**BC810636**

**Explanation:**

A problem occurred within the security subsystem.

**Response:**

The FRU callouts are calculated at the time of the failure. See the error log for the actual replacement strategy.

---

**BC810637**

**Explanation:**

A problem occurred within the security subsystem.

**Response:**

The FRU callouts are calculated at the time of the failure. See the error log for the actual replacement strategy.

---

**BC810638**

**Explanation:**

Failure in security subsystem.

**Response:**

The FRU callouts are calculated at the time of the failure. See the error log for the actual replacement strategy.

---

**BC810639**

**Explanation:**

Platform Security Error.

**Response:**

The FRU callouts are calculated at the time of the failure. See the error log for the actual replacement strategy.

---

**BC81063A**

**Explanation:**

Failure in security subsystem.

**Response:**

The FRU callouts are calculated at the time of the failure. See the error log for the actual replacement strategy.

---

---

**BC81063B**

**Explanation:**

Failure in security subsystem.

**Response:**

The FRU callouts are calculated at the time of the failure. See the error log for the actual replacement strategy.

---

**BC81063C**

**Explanation:**

Failure in security subsystem.

**Response:**

The FRU callouts are calculated at the time of the failure. See the error log for the actual replacement strategy.

---

**BC81063D**

**Explanation:**

A problem occurred while reading Processor NOR flash partition table.

**Response:**

The FRU callouts are calculated at the time of the failure. See the error log for the actual replacement strategy.

---

**BC810702**

**Explanation:**

During processor/memory subsystem initialization, an error was encountered.

**Response:**

The FRU callouts are calculated at the time of the failure. Examine the error log for the actual replacement strategy.

---

**BC810703**

**Explanation:**

During processor/memory subsystem initialization, an error was encountered.

**Response:**

The FRU callouts are calculated at the time of the failure. Examine the error log for the actual replacement strategy.

---

**BC810705**

**Explanation:**

During processor/memory subsystem initialization, an error was encountered.

**Response:**

The FRU callouts are calculated at the time of the failure. Examine the error log for the actual replacement strategy.

---

**BC810706**

**Explanation:**

During processor/memory subsystem initialization, an error was encountered.

**Response:**

The FRU callouts are calculated at the time of the failure. Examine the error log for the actual replacement strategy.

---

**BC810707**

**Explanation:**

During processor/memory subsystem initialization, an error was encountered.

**Response:**

The FRU callouts are calculated at the time of the failure. Examine the error log for the actual replacement strategy.

---

**BC81070A**

**Explanation:**

During processor/memory subsystem initialization, an error was encountered.

**Response:**

The FRU callouts are calculated at the time of the failure. Examine the error log for the actual replacement strategy.

---

**BC81070B**

**Explanation:**

During processor/memory subsystem initialization, an error was encountered.

**Response:**

The FRU callouts are calculated at the time of the failure. Examine the error log for the actual replacement strategy.

---

**BC81070C**

**Explanation:**

A problem occurred during the IPL of the system: A Bus Arbitration Lost error was found in the I2C status register.

**Response:**

The FRU callouts are calculated at the time of the failure. See the error log for the actual replacement strategy.

---

**BC81070D**

**Explanation:**

During processor/memory subsystem initialization, an error was encountered: I2C read/write interface not linked.

**Response:**

The FRU callouts are calculated at the time of the failure. See the error log for the actual replacement strategy.

---

**BC81070E**

**Explanation:**

During processor/memory subsystem initialization, an error was encountered: I2C access error.

**Response:**

The FRU callouts are calculated at the time of the failure. See the error log for the actual replacement strategy.

---

**BC81070F**

**Explanation:**

During processor/memory subsystem initialization, an error was encountered: I2C offset length is invalid.

**Response:**

The FRU callouts are calculated at the time of the failure. See the error log for the actual replacement strategy.

---

**BC810710**

**Explanation:**

During processor/memory subsystem initialization, an error was encountered: There was an error retrieving the EEPROM page mutex for this i2c master engine.

**Response:**

The FRU callouts are calculated at the time of the failure. See the error log for the actual replacement strategy.

---

**BC810711**

**Explanation:**

During processor/memory subsystem initialization, an error was encountered: Invalid page requested.

**Response:**

The FRU callouts are calculated at the time of the failure. See the error log for the actual replacement strategy.

---

**BC810712**

**Explanation:**

During processor/memory subsystem initialization, an error was encountered: I2C master encountered an error while trying to unlock the eepromPage.

**Response:**

The FRU callouts are calculated at the time of the failure. See the error log for the actual replacement strategy.

---

**BC810713**

**Explanation:**

A problem occurred during the IPL of the system.

**Response:**

The FRU callouts are calculated at the time of the failure. See the error log for the actual replacement strategy.

---

**BC810714**

**Explanation:**

Unexpected boot firmware error.

**Response:**

The FRU callouts are calculated at the time of the failure. See the error log for the actual replacement strategy.

---

**BC810715****Explanation:**

Unexpected boot firmware error.

**Response:**

The FRU callouts are calculated at the time of the failure. See the error log for the actual replacement strategy.

---

**BC810716****Explanation:**

Firmware error during boot.

**Response:**

The FRU callouts are calculated at the time of the failure. See the error log for the actual replacement strategy.

---

**BC810717****Explanation:**

Firmware error during boot.

**Response:**

The FRU callouts are calculated at the time of the failure. See the error log for the actual replacement strategy.

---

**BC810718****Explanation:**

Unexpected firmware error.

**Response:**

The FRU callouts are calculated at the time of the failure. See the error log for the actual replacement strategy.

---

**BC810719****Explanation:**

Unexpected firmware error.

**Response:**

The FRU callouts are calculated at the time of the failure. See the error log for the actual replacement strategy.

---

**BC81071A****Explanation:**

Unexpected firmware error.

**Response:**

The FRU callouts are calculated at the time of the failure. See the error log for the actual replacement strategy.

---

**BC81071B****Explanation:**

Unexpected firmware error.

**Response:**

The FRU callouts are calculated at the time of the failure. See the error log for the actual replacement strategy.

---

**BC81071C****Explanation:**

Unexpected firmware error.

**Response:**

The FRU callouts are calculated at the time of the failure. See the error log for the actual replacement strategy.

---

**BC81071D****Explanation:**

Unexpected firmware error.

**Response:**

The FRU callouts are calculated at the time of the failure. See the error log for the actual replacement strategy.

---

**BC810801****Explanation:**

During processor/memory subsystem initialization, an error was encountered.

**Response:**

The FRU callouts are calculated at the time of the failure. Examine the error log for the actual replacement strategy.

---

**BC810803****Explanation:**

During processor/memory subsystem initialization, an error was encountered.

**Response:**

The FRU callouts are calculated at the time of the failure. Examine the error log for the actual replacement strategy.

---

**BC810804****Explanation:**

During processor/memory subsystem initialization, an error was encountered.

**Response:**

The FRU callouts are calculated at the time of the failure. Examine the error log for the actual replacement strategy.

---

**BC810805****Explanation:**

During processor/memory subsystem initialization, an error was encountered.

**Response:**

The FRU callouts are calculated at the time of the failure. Examine the error log for the actual replacement strategy.

---

**BC810806**

**Explanation:**

During processor/memory subsystem initialization, an error was encountered.

**Response:**

The FRU callouts are calculated at the time of the failure. Examine the error log for the actual replacement strategy.

---

**BC810807**

**Explanation:**

During processor/memory subsystem initialization, an error was encountered.

**Response:**

The FRU callouts are calculated at the time of the failure. Examine the error log for the actual replacement strategy.

---

**BC810808**

**Explanation:**

Corrupted flash image or firmware error during system boot.

**Response:**

The FRU callouts are calculated at the time of the failure. See the error log for the actual replacement strategy.

---

**BC810901**

**Explanation:**

During processor/memory subsystem initialization, an error was encountered.

**Response:**

The FRU callouts are calculated at the time of the failure. Examine the error log for the actual replacement strategy.

---

**BC810902**

**Explanation:**

During processor/memory subsystem initialization, an error was encountered.

**Response:**

The FRU callouts are calculated at the time of the failure. Examine the error log for the actual replacement strategy.

---

**BC810907**

**Explanation:**

Internal firmware error.

**Response:**

The FRU callouts are calculated at the time of the failure. See the error log for the actual replacement strategy.

---

**BC810908**

**Explanation:**

Firmware Error.

**Response:**

The FRU callouts are calculated at the time of the failure. See the error log for the actual replacement strategy.

---

**BC810909**

**Explanation:**

Firmware Error.

**Response:**

The FRU callouts are calculated at the time of the failure. See the error log for the actual replacement strategy.

---

**BC81090A**

**Explanation:**

Firmware Error.

**Response:**

The FRU callouts are calculated at the time of the failure. See the error log for the actual replacement strategy.

---

**BC81090D**

**Explanation:**

Firmware error during IPL.

**Response:**

The FRU callouts are calculated at the time of the failure. See the error log for the actual replacement strategy.

---

**BC81090E**

**Explanation:**

Firmware error during IPL.

**Response:**

The FRU callouts are calculated at the time of the failure. See the error log for the actual replacement strategy.

---

**BC81090F**

**Explanation:**

Error initializing processor/memory subsystem during boot. Examine FRU list for repair actions.

**Response:**

The FRU callouts are calculated at the time of the failure. Examine the error log for the actual replacement strategy.

---

**BC810910**

**Explanation:**

A problem occurred during the IPL of the system.

**Response:**

The FRU callouts are calculated at the time of the failure. Examine the error log for the actual replacement strategy.

---

**BC810911****Explanation:**

A problem occurred during the IPL of the system.

**Response:**

The FRU callouts are calculated at the time of the failure. Examine the error log for the actual replacement strategy.

---

**BC810912****Explanation:**

A problem occurred during the IPL of the system.

**Response:**

The FRU callouts are calculated at the time of the failure. Examine the error log for the actual replacement strategy.

---

**BC810913****Explanation:**

During processor/memory subsystem initialization, an error was encountered.

**Response:**

The FRU callouts are calculated at the time of the failure. Examine the error log for the actual replacement strategy.

---

**BC810914****Explanation:**

During processor/memory subsystem initialization, an error was encountered.

**Response:**

The FRU callouts are calculated at the time of the failure. Examine the error log for the actual replacement strategy.

---

**BC810915****Explanation:**

During processor/memory subsystem initialization, an error was encountered.

**Response:**

The FRU callouts are calculated at the time of the failure. Examine the error log for the actual replacement strategy.

---

**BC810916****Explanation:**

During processor/memory subsystem initialization, an error was encountered: Invalid num of parent chip found for input CFAM target chiplet.

**Response:**

The FRU callouts are calculated at the time of the failure. Examine the error log for the actual replacement strategy.

---

**BC810917****Explanation:**

During processor/memory subsystem initialization, an error was encountered.

**Response:**

The FRU callouts are calculated at the time of the failure. Examine the error log for the actual replacement strategy.

---

**BC81091B****Explanation:**

A problem occurred during the IPL of the system.

**Response:**

The FRU callouts are calculated at the time of the failure. Examine the error log for the actual replacement strategy.

---

**BC81091C****Explanation:**

During processor/memory subsystem initialization, an error was encountered.

**Response:**

The FRU callouts are calculated at the time of the failure. Examine the error log for the actual replacement strategy.

---

**BC81091D****Explanation:**

A problem occurred during the IPL of the system.

**Response:**

The FRU callouts are calculated at the time of the failure. Examine the error log for the actual replacement strategy.

---

**BC81091E****Explanation:**

During processor/memory subsystem initialization, an error was encountered.

**Response:**

The FRU callouts are calculated at the time of the failure. Examine the error log for the actual replacement strategy.

---

**BC81091F****Explanation:**

During processor/memory subsystem initialization, an error was encountered.

**Response:**

The FRU callouts are calculated at the time of the failure. Examine the error log for the actual replacement strategy.

---

**BC810920****Explanation:**

A problem occurred during the IPL of the system.

**Response:**

The FRU callouts are calculated at the time of the failure. Examine the error log for the actual replacement strategy.

---

**BC810921****Explanation:**

A problem occurred during the IPL of the system.

**Response:**

The FRU callouts are calculated at the time of the failure. Examine the error log for the actual replacement strategy.

---

**BC810922****Explanation:**

A problem occurred during the IPL of the system.

**Response:**

The FRU callouts are calculated at the time of the failure. Examine the error log for the actual replacement strategy.

---

**BC810923****Explanation:**

A problem occurred during the IPL of the system.

**Response:**

The FRU callouts are calculated at the time of the failure. Examine the error log for the actual replacement strategy.

---

**BC810924****Explanation:**

A problem occurred during the IPL of the system.

**Response:**

The FRU callouts are calculated at the time of the failure. Examine the error log for the actual replacement strategy.

---

**BC810925****Explanation:**

During processor/memory subsystem initialization, an error was encountered.

**Response:**

The FRU callouts are calculated at the time of the failure. Examine the error log for the actual replacement strategy.

---

**BC810926****Explanation:**

During processor/memory subsystem initialization, an error was encountered.

**Response:**

The FRU callouts are calculated at the time of the failure. Examine the error log for the actual replacement strategy.

---

**BC810927****Explanation:**

During processor/memory subsystem initialization, an error was encountered.

**Response:**

The FRU callouts are calculated at the time of the failure. Examine the error log for the actual replacement strategy.

---

**BC810928****Explanation:**

During processor/memory subsystem initialization, an error was encountered.

**Response:**

The FRU callouts are calculated at the time of the failure. Examine the error log for the actual replacement strategy.

---

**BC810929****Explanation:**

A problem occurred during the IPL of the system.

**Response:**

The FRU callouts are calculated at the time of the failure. Examine the error log for the actual replacement strategy.

---

**BC81092A****Explanation:**

During processor/memory subsystem initialization, an error was encountered.

**Response:**

The FRU callouts are calculated at the time of the failure. Examine the error log for the actual replacement strategy.

---

**BC81092B****Explanation:**

During processor/memory subsystem initialization, an error was encountered.

**Response:**

The FRU callouts are calculated at the time of the failure. Examine the error log for the actual replacement strategy.

---

**BC81092C****Explanation:**

During processor/memory subsystem initialization, an error was encountered.

**Response:**

The FRU callouts are calculated at the time of the failure. Examine the error log for the actual replacement strategy.

---

**BC81092D****Explanation:**

During processor/memory subsystem initialization, an error was encountered.

**Response:**

The FRU callouts are calculated at the time of the failure. Examine the error log for the actual replacement strategy.

---

**BC81092E****Explanation:**

During processor/memory subsystem initialization, an error was encountered: Request given to load payload into mirrored memory, but no mirrored memory exists at that location.

**Response:**

The FRU callouts are calculated at the time of the failure. See the error log for the actual replacement strategy.

---

**BC810930****Explanation:**

Read/write requested while in DISABLE\_DRAM\_REPAIRS mode found extra bad bits set for DIMM.

**Response:**

The FRU callouts are calculated at the time of the failure. See the error log for the actual replacement strategy.

---

**BC810931****Explanation:**

A problem occurred during the IPL of the system.

**Response:**

The FRU callouts are calculated at the time of the failure. See the error log for the actual replacement strategy.

---

**BC810932****Explanation:**

A problem occurred during the IPL of the system.

**Response:**

The FRU callouts are calculated at the time of the failure. See the error log for the actual replacement strategy.

---

**BC810933****Explanation:**

During processor/memory subsystem initialization, an error was encountered: Failed due to wrong DIMM type.

**Response:**

The FRU callouts are calculated at the time of the failure. See the error log for the actual replacement strategy.

---

**BC810934****Explanation:**

During processor/memory subsystem initialization, an error was encountered: Either nominal, max turbo or min power save frequency for the processor HUID (userdata1) is zero.

**Response:**

The FRU callouts are calculated at the time of the failure. See the error log for the actual replacement strategy.

---

**BC810935****Explanation:**

During processor/memory subsystem initialization, an error was encountered: Input buffer size is smaller than expected length.

**Response:**

The FRU callouts are calculated at the time of the failure. See the error log for the actual replacement strategy.

---

**BC810936****Explanation:**

During processor/memory subsystem initialization, an error was encountered: Nominal frequency(userdata1) does not match nominal frequency(userdata2) on other cores. Should be the same for all chips.

**Response:**

The FRU callouts are calculated at the time of the failure. See the error log for the actual replacement strategy.

---

**BC810937****Explanation:**

During processor/memory subsystem initialization, an error was encountered: Invalid bucket id found for the voltage data.

**Response:**

The FRU callouts are calculated at the time of the failure. See the error log for the actual replacement strategy.

---

**BC810938****Explanation:**

During processor/memory subsystem initialization, an error was encountered: Bucket id from PR keyword does not match bucket id in the voltage data.



**Response:**

The FRU callouts are calculated at the time of the failure. See the error log for the actual replacement strategy.

---

**BC810939****Explanation:**

During processor/memory subsystem initialization, an error was encountered: Unsupported #V keyword data version found.

**Response:**

The FRU callouts are calculated at the time of the failure. See the error log for the actual replacement strategy.

---

**BC81093B****Explanation:**

During processor/memory subsystem initialization, an error was encountered: When Workload Optimized Frequency (WOF) is enabled, ultra turbo freq should not be 0.

**Response:**

The FRU callouts are calculated at the time of the failure. See the error log for the actual replacement strategy.

---

**BC81093C****Explanation:**

During processor/memory subsystem initialization, an error was encountered: When Workload Optimized Frequency (WOF) is enabled, the WOF Freq Uplift index should be 1,2,3, or 4.

**Response:**

The FRU callouts are calculated at the time of the failure. See the error log for the actual replacement strategy.

---

**BC81093D****Explanation:**

A problem occurred during the IPL of the system.

**Response:**

The FRU callouts are calculated at the time of the failure. See the error log for the actual replacement strategy.

---

**BC81093E****Explanation:**

Error uncompressing payload image from boot flash.

**Response:**

The FRU callouts are calculated at the time of the failure. See the error log for the actual replacement strategy.

---

**BC810A01****Explanation:**

A problem occurred during the IPL of the system.

**Response:**

The FRU callouts are calculated at the time of the failure. Examine the error log for the actual replacement strategy.

---

**BC810A03****Explanation:**

A problem occurred during the IPL of the system.

**Response:**

The FRU callouts are calculated at the time of the failure. Examine the error log for the actual replacement strategy.

---

**BC810A04****Explanation:**

A problem occurred during the IPL of the system.

**Response:**

The FRU callouts are calculated at the time of the failure. Examine the error log for the actual replacement strategy.

---

**BC810A06****Explanation:**

A problem occurred during the IPL of the system.

**Response:**

The FRU callouts are calculated at the time of the failure. Examine the error log for the actual replacement strategy.

---

**BC810A08****Explanation:**

A problem occurred during the IPL of the system.

**Response:**

The FRU callouts are calculated at the time of the failure. Examine the error log for the actual replacement strategy.

---

**BC810A09****Explanation:**

A problem occurred during the IPL of the system.

**Response:**

The FRU callouts are calculated at the time of the failure. Examine the error log for the actual replacement strategy.

---

**BC810A0A****Explanation:**

A problem occurred during the IPL of the system.

**Response:**

The FRU callouts are calculated at the time of the failure. Examine the error log for the actual replacement strategy.

---

**BC810A0B**

**Explanation:**

A problem occurred during the IPL of the system.

**Response:**

The FRU callouts are calculated at the time of the failure. Examine the error log for the actual replacement strategy.

---

**BC810A0C****Explanation:**

A problem occurred during the IPL of the system.

**Response:**

The FRU callouts are calculated at the time of the failure. Examine the error log for the actual replacement strategy.

---

**BC810A0D****Explanation:**

A problem occurred during the IPL of the system.

**Response:**

The FRU callouts are calculated at the time of the failure. Examine the error log for the actual replacement strategy.

---

**BC810A0E****Explanation:**

A problem occurred during the IPL of the system.

**Response:**

The FRU callouts are calculated at the time of the failure. Examine the error log for the actual replacement strategy.

---

**BC810A0F****Explanation:**

During processor/memory subsystem initialization, an error was encountered.

**Response:**

The FRU callouts are calculated at the time of the failure. Examine the error log for the actual replacement strategy.

---

**BC810A10****Explanation:**

During processor/memory subsystem initialization, an error was encountered.

**Response:**

The FRU callouts are calculated at the time of the failure. Examine the error log for the actual replacement strategy.

---

**BC810A11****Explanation:**

A problem occurred during the IPL of the system.

**Response:**

The FRU callouts are calculated at the time of the failure. Examine the error log for the actual replacement strategy.

---

**BC810A12****Explanation:**

A problem occurred during the IPL of the system.

**Response:**

The FRU callouts are calculated at the time of the failure. Examine the error log for the actual replacement strategy.

---

**BC810B01****Explanation:**

During processor/memory subsystem initialization, an error was encountered.

**Response:**

The FRU callouts are calculated at the time of the failure. Examine the error log for the actual replacement strategy.

---

**BC810B02****Explanation:**

During processor/memory subsystem initialization, an error was encountered.

**Response:**

The FRU callouts are calculated at the time of the failure. Examine the error log for the actual replacement strategy.

---

**BC810B03****Explanation:**

During processor/memory subsystem initialization, an error was encountered.

**Response:**

The FRU callouts are calculated at the time of the failure. Examine the error log for the actual replacement strategy.

---

**BC810B04****Explanation:**

During processor/memory subsystem initialization, an error was encountered.

**Response:**

The FRU callouts are calculated at the time of the failure. Examine the error log for the actual replacement strategy.

---

**BC810B05****Explanation:**

During processor/memory subsystem initialization, an error was encountered.

**Response:**

The FRU callouts are calculated at the time of the failure. Examine the error log for the actual replacement strategy.

---

**BC810B06****Explanation:**

During processor/memory subsystem initialization, an error was encountered.

**Response:**

The FRU callouts are calculated at the time of the failure. Examine the error log for the actual replacement strategy.

---

**BC810B07****Explanation:**

During processor/memory subsystem initialization, an error was encountered.

**Response:**

The FRU callouts are calculated at the time of the failure. Examine the error log for the actual replacement strategy.

---

**BC810B08****Explanation:**

During processor/memory subsystem initialization, an error was encountered.

**Response:**

The FRU callouts are calculated at the time of the failure. Examine the error log for the actual replacement strategy.

---

**BC810B09****Explanation:**

During processor/memory subsystem initialization, an error was encountered.

**Response:**

The FRU callouts are calculated at the time of the failure. Examine the error log for the actual replacement strategy.

---

**BC810B0A****Explanation:**

During processor/memory subsystem initialization, an error was encountered.

**Response:**

The FRU callouts are calculated at the time of the failure. Examine the error log for the actual replacement strategy.

---

**BC810B0B****Explanation:**

During processor/memory subsystem initialization, an error was encountered.

**Response:**

The FRU callouts are calculated at the time of the failure. Examine the error log for the actual replacement strategy.

---

**BC810B0C****Explanation:**

During processor/memory subsystem initialization, an error was encountered.

**Response:**

The FRU callouts are calculated at the time of the failure. Examine the error log for the actual replacement strategy.

---

**BC810B0D****Explanation:**

During processor/memory subsystem initialization, an error was encountered: AttrOverrideSection too big to fit in remaining chunk of Processor NOR flash section.

**Response:**

The FRU callouts are calculated at the time of the failure. See the error log for the actual replacement strategy.

---

**BC810B0E****Explanation:**

During processor/memory subsystem initialization, an error was encountered: Serialized attribute override chunk too big to fit in remaining chunk of Processor NOR flash section.

**Response:**

The FRU callouts are calculated at the time of the failure. See the error log for the actual replacement strategy.

---

**BC810B0F****Explanation:**

During processor/memory subsystem initialization, an error was encountered: Failure applying given attribute override on given target.

**Response:**

The FRU callouts are calculated at the time of the failure. See the error log for the actual replacement strategy.

---

**BC810B10****Explanation:**

During processor/memory subsystem initialization, an error was encountered: Given target does not have given attribute to apply override.

**Response:**

The FRU callouts are calculated at the time of the failure. See the error log for the actual replacement strategy.

---

**BC810B11**

**Explanation:**

Invalid configuration data in firmware pnor.

**Response:**

The FRU callouts are calculated at the time of the failure. See the error log for the actual replacement strategy.

---

**BC810B12****Explanation:**

Invalid configuration data in firmware pnor.

**Response:**

The FRU callouts are calculated at the time of the failure. See the error log for the actual replacement strategy.

---

**BC810B13****Explanation:**

Kernel failed to block map memory.

**Response:**

The FRU callouts are calculated at the time of the failure. See the error log for the actual replacement strategy.

---

**BC810B15****Explanation:**

Kernel failed to unblock mapped memory.

**Response:**

The FRU callouts are calculated at the time of the failure. See the error log for the actual replacement strategy.

---

**BC810B16****Explanation:**

Unexpected internal firmware error.

**Response:**

The FRU callouts are calculated at the time of the failure. See the error log for the actual replacement strategy.

---

**BC810B17****Explanation:**

Unexpected internal firmware error.

**Response:**

The FRU callouts are calculated at the time of the failure. See the error log for the actual replacement strategy.

---

**BC810B18****Explanation:**

Internal firmware error preparing for concurrent code update.

**Response:**

The FRU callouts are calculated at the time of the failure. See the error log for the actual replacement strategy.

---

**BC810B19****Explanation:**

Unsupported override configuration data.

**Response:**

The FRU callouts are calculated at the time of the failure. See the error log for the actual replacement strategy.

---

**BC810B1A****Explanation:**

Unexpected boot firmware failure.

**Response:**

The FRU callouts are calculated at the time of the failure. See the error log for the actual replacement strategy.

---

**BC810B1B****Explanation:**

Tolerated boot firmware error occurred.

**Response:**

The FRU callouts are calculated at the time of the failure. See the error log for the actual replacement strategy.

---

**BC810B80****Explanation:**

During processor/memory subsystem initialization, an error was encountered.

**Response:**

The FRU callouts are calculated at the time of the failure. Examine the error log for the actual replacement strategy.

---

**BC810B81****Explanation:**

During processor/memory subsystem initialization, an error was encountered.

**Response:**

The FRU callouts are calculated at the time of the failure. Examine the error log for the actual replacement strategy.

---

**BC810B82****Explanation:**

Internal firmware error applying custom configuration settings.

**Response:**

The FRU callouts are calculated at the time of the failure. See the error log for the actual replacement strategy.

---

**BC810B83****Explanation:**

Firmware error doing code update.

**Response:**

The FRU callouts are calculated at the time of the failure. See the error log for the actual replacement strategy.

---

**BC810B84****Explanation:**

Firmware error doing code update.

**Response:**

The FRU callouts are calculated at the time of the failure. See the error log for the actual replacement strategy.

---

**BC810B85****Explanation:**

Firmware error doing code update.

**Response:**

The FRU callouts are calculated at the time of the failure. See the error log for the actual replacement strategy.

---

**BC810B86****Explanation:**

Firmware error doing code update.

**Response:**

The FRU callouts are calculated at the time of the failure. See the error log for the actual replacement strategy.

---

**BC810B87****Explanation:**

Firmware error doing code update.

**Response:**

The FRU callouts are calculated at the time of the failure. See the error log for the actual replacement strategy.

---

**BC810B88****Explanation:**

Firmware error doing code update.

**Response:**

The FRU callouts are calculated at the time of the failure. See the error log for the actual replacement strategy.

---

**BC810B89****Explanation:**

Attempted to perform an invalid attribute look up.

**Response:**

The FRU callouts are calculated at the time of the failure. See the error log for the actual replacement strategy.

---

**BC810B8A****Explanation:**

A problem occurred during the IPL of the system. Expected resource was not indicated to be present.

**Response:**

The FRU callouts are calculated at the time of the failure. See the error log for the actual replacement strategy.

---

**BC810B8B****Explanation:**

During processor/memory subsystem initialization, an error was encountered: Error: Failed to translate common association address to platform address.

**Response:**

The FRU callouts are calculated at the time of the failure. See the error log for the actual replacement strategy.

---

**BC810B8C****Explanation:**

During processor/memory subsystem initialization, an error was encountered: Error: No free association entry to set.

**Response:**

The FRU callouts are calculated at the time of the failure. See the error log for the actual replacement strategy.

---

**BC810C01****Explanation:**

During processor/memory subsystem initialization, an error was encountered.

**Response:**

The FRU callouts are calculated at the time of the failure. Examine the error log for the actual replacement strategy.

---

**BC810C03****Explanation:**

During processor/memory subsystem initialization, an error was encountered.

**Response:**

The FRU callouts are calculated at the time of the failure. Examine the error log for the actual replacement strategy.

---

**BC810C04****Explanation:**

During processor/memory subsystem initialization, an error was encountered.

**Response:**

The FRU callouts are calculated at the time of the failure. Examine the error log for the actual replacement strategy.

---

**BC810C05****Explanation:**

During processor/memory subsystem initialization, an error was encountered.

**Response:**

The FRU callouts are calculated at the time of the failure. Examine the error log for the actual replacement strategy.

---

**BC810C06****Explanation:**

During processor/memory subsystem initialization, an error was encountered.

**Response:**

The FRU callouts are calculated at the time of the failure. Examine the error log for the actual replacement strategy.

---

**BC810C07****Explanation:**

During processor/memory subsystem initialization, an error was encountered.

**Response:**

The FRU callouts are calculated at the time of the failure. Examine the error log for the actual replacement strategy.

---

**BC810C08****Explanation:**

During processor/memory subsystem initialization, an error was encountered.

**Response:**

The FRU callouts are calculated at the time of the failure. Examine the error log for the actual replacement strategy.

---

**BC810C09****Explanation:**

A problem occurred during the IPL of the system: Found no functional dimm cards.

**Response:**

The FRU callouts are calculated at the time of the failure. See the error log for the actual replacement strategy.

---

**BC810C0A****Explanation:**

A previously discovered hardware issue is being ignored to allow the system to boot.

**Response:**

The FRU callouts are calculated at the time of the failure. See the error log for the actual replacement strategy.

---

**BC810C0B****Explanation:**

A problem occurred during the IPL of the system: A critical resource was found to be deconfigured.

**Response:**

The FRU callouts are calculated at the time of the failure. See the error log for the actual replacement strategy.

---

**BC810C0C****Explanation:**

A problem occurred during the IPL of the system: Found no functional dimm cards.

**Response:**

The FRU callouts are calculated at the time of the failure. See the error log for the actual replacement strategy.

---

**BC810C0E****Explanation:**

Insufficient hardware to continue IPL.

**Response:**

The FRU callouts are calculated at the time of the failure. See the error log for the actual replacement strategy.

---

**BC810C0F****Explanation:**

Incompatible Processor Chip Levels.

**Response:**

The FRU callouts are calculated at the time of the failure. See the error log for the actual replacement strategy.

---

**BC810C10****Explanation:**

Incompatible Processor Chip Levels.

**Response:**

The FRU callouts are calculated at the time of the failure. See the error log for the actual replacement strategy.

---

**BC810C11****Explanation:**

Host firmware encountered an internal error.

**Response:**

The FRU callouts are calculated at the time of the failure. See the error log for the actual replacement strategy.

---

**BC810C12**

**Explanation:**

Host firmware encountered an internal error.

**Response:**

The FRU callouts are calculated at the time of the failure. See the error log for the actual replacement strategy.

---

**BC810C13****Explanation:**

Host Firmware encountered an internal error.

**Response:**

The FRU callouts are calculated at the time of the failure. See the error log for the actual replacement strategy.

---

**BC810C14****Explanation:**

A problem occurred during the IPL of the system:  
Found too many obus links.

**Response:**

The FRU callouts are calculated at the time of the failure. See the error log for the actual replacement strategy.

---

**BC810C15****Explanation:**

A problem occurred during the IPL of the system: No memory found.

**Response:**

The FRU callouts are calculated at the time of the failure. See the error log for the actual replacement strategy.

---

**BC810C16****Explanation:**

A problem occurred during IPL of the system: Internal Firmware Error.

**Response:**

The FRU callouts are calculated at the time of the failure. See the error log for the actual replacement strategy.

---

**BC810C19****Explanation:**

A problem occurred during IPL of the system: Internal Firmware Error.

**Response:**

The FRU callouts are calculated at the time of the failure. See the error log for the actual replacement strategy.

---

**BC810C1A****Explanation:**

An issue occurred during IPL of the system: Internal Firmware Error.

**Response:**

The FRU callouts are calculated at the time of the failure. See the error log for the actual replacement strategy.

---

**BC810C1B****Explanation:**

Incompatible Processor Chip Levels.

**Response:**

The FRU callouts are calculated at the time of the failure. See the error log for the actual replacement strategy.

---

**BC810C1C****Explanation:**

Incompatible Processor Chip Levels.

**Response:**

The FRU callouts are calculated at the time of the failure. See the error log for the actual replacement strategy.

---

**BC810C1D****Explanation:**

Incompatible Processor Chip Levels.

**Response:**

The FRU callouts are calculated at the time of the failure. See the error log for the actual replacement strategy.

---

**BC810C81****Explanation:**

During processor/memory subsystem initialization, an error was encountered.

**Response:**

The FRU callouts are calculated at the time of the failure. Examine the error log for the actual replacement strategy.

---

**BC810C82****Explanation:**

During processor/memory subsystem initialization, an error was encountered.

**Response:**

The FRU callouts are calculated at the time of the failure. Examine the error log for the actual replacement strategy.

---

**BC810C83****Explanation:**

During processor/memory subsystem initialization, an error was encountered.

**Response:**

The FRU callouts are calculated at the time of the failure. Examine the error log for the actual replacement strategy.

---

**BC810C84****Explanation:**

During processor/memory subsystem initialization, an error was encountered: HWAS host\_gard: no masterCore found.

**Response:**

The FRU callouts are calculated at the time of the failure. See the error log for the actual replacement strategy.

---

**BC810C85****Explanation:**

Bad MCA target.

**Response:**

The FRU callouts are calculated at the time of the failure. See the error log for the actual replacement strategy.

---

**BC810C86****Explanation:**

During processor/memory subsystem initialization, an error was encountered: Post de-configuration of target failed.

**Response:**

The FRU callouts are calculated at the time of the failure. See the error log for the actual replacement strategy.

---

**BC810C87****Explanation:**

During processor/memory subsystem initialization, an error was encountered: Post de-configuration of target failed.

**Response:**

The FRU callouts are calculated at the time of the failure. See the error log for the actual replacement strategy.

---

**BC810C88****Explanation:**

Insufficient DIMM resources.

**Response:**

The FRU callouts are calculated at the time of the failure. See the error log for the actual replacement strategy.

---

**BC810D01****Explanation:**

During processor/memory subsystem initialization, an error was encountered.

**Response:**

The FRU callouts are calculated at the time of the failure. Examine the error log for the actual replacement strategy.

---

**BC810D02****Explanation:**

During processor/memory subsystem initialization, an error was encountered.

**Response:**

The FRU callouts are calculated at the time of the failure. Examine the error log for the actual replacement strategy.

---

**BC810D03****Explanation:**

During processor/memory subsystem initialization, an error was encountered.

**Response:**

The FRU callouts are calculated at the time of the failure. Examine the error log for the actual replacement strategy.

---

**BC810D04****Explanation:**

During processor/memory subsystem initialization, an error was encountered.

**Response:**

The FRU callouts are calculated at the time of the failure. Examine the error log for the actual replacement strategy.

---

**BC810D05****Explanation:**

During processor/memory subsystem initialization, an error was encountered.

**Response:**

The FRU callouts are calculated at the time of the failure. Examine the error log for the actual replacement strategy.

---

**BC810D06****Explanation:**

During processor/memory subsystem initialization, an error was encountered: Hypervisor firmware request interface not linked.

**Response:**

The FRU callouts are calculated at the time of the failure. See the error log for the actual replacement strategy.

---

**BC810D07****Explanation:**

During processor/memory subsystem initialization, an error was encountered: Unable to allocate firmware request messages.

**Response:**



The FRU callouts are calculated at the time of the failure. See the error log for the actual replacement strategy.

---

**BC810E01****Explanation:**

During processor/memory subsystem initialization, an error was encountered.

**Response:**

The FRU callouts are calculated at the time of the failure. Examine the error log for the actual replacement strategy.

---

**BC810E02****Explanation:**

During processor/memory subsystem initialization, an error was encountered.

**Response:**

The FRU callouts are calculated at the time of the failure. Examine the error log for the actual replacement strategy.

---

**BC810E03****Explanation:**

During processor/memory subsystem initialization, an error was encountered.

**Response:**

The FRU callouts are calculated at the time of the failure. Examine the error log for the actual replacement strategy.

---

**BC810E04****Explanation:**

During processor/memory subsystem initialization, an error was encountered.

**Response:**

The FRU callouts are calculated at the time of the failure. Examine the error log for the actual replacement strategy.

---

**BC810E05****Explanation:**

During processor/memory subsystem initialization, an error was encountered.

**Response:**

The FRU callouts are calculated at the time of the failure. Examine the error log for the actual replacement strategy.

---

**BC810E06****Explanation:**

During processor/memory subsystem initialization, an error was encountered.

**Response:**

The FRU callouts are calculated at the time of the failure. Examine the error log for the actual replacement strategy.

---

**BC810E07****Explanation:**

During processor/memory subsystem initialization, an error was encountered.

**Response:**

The FRU callouts are calculated at the time of the failure. Examine the error log for the actual replacement strategy.

---

**BC810E08****Explanation:**

During processor/memory subsystem initialization, an error was encountered.

**Response:**

The FRU callouts are calculated at the time of the failure. Examine the error log for the actual replacement strategy.

---

**BC810E09****Explanation:**

During processor/memory subsystem initialization, an error was encountered: I2C write page size is zero.

**Response:**

The FRU callouts are calculated at the time of the failure. See the error log for the actual replacement strategy.

---

**BC810E0A****Explanation:**

During processor/memory subsystem initialization, an error was encountered: cacheEeprom mm\_remove\_pages FLUSH failed.

**Response:**

The FRU callouts are calculated at the time of the failure. See the error log for the actual replacement strategy.

---

**BC810E0B****Explanation:**

During processor/memory subsystem initialization, an error was encountered: cacheEeprom mm\_remove\_pages FLUSH failed.

**Response:**

The FRU callouts are calculated at the time of the failure. See the error log for the actual replacement strategy.

---

**BC810E0C****Explanation:**

During processor/memory subsystem initialization, an error was encountered: buildEepromRecordHeader invalid mux target.

**Response:**

The FRU callouts are calculated at the time of the failure. See the error log for the actual replacement strategy.

---

**BC810E0D**

**Explanation:**

Soft error in Firmware.

**Response:**

The FRU callouts are calculated at the time of the failure. See the error log for the actual replacement strategy.

---

**BC810E0E**

**Explanation:**

Firmware detected new part and is restarting.

**Response:**

The FRU callouts are calculated at the time of the failure. See the error log for the actual replacement strategy.

---

**BC810F01**

**Explanation:**

During processor/memory subsystem initialization, an error was encountered.

**Response:**

The FRU callouts are calculated at the time of the failure. Examine the error log for the actual replacement strategy.

---

**BC810F02**

**Explanation:**

During processor/memory subsystem initialization, an error was encountered.

**Response:**

The FRU callouts are calculated at the time of the failure. Examine the error log for the actual replacement strategy.

---

**BC810F03**

**Explanation:**

During processor/memory subsystem initialization, an error was encountered.

**Response:**

The FRU callouts are calculated at the time of the failure. Examine the error log for the actual replacement strategy.

---

**BC810F04**

**Explanation:**

During processor/memory subsystem initialization, an error was encountered.

**Response:**

The FRU callouts are calculated at the time of the failure. Examine the error log for the actual replacement strategy.

---

**BC810F05**

**Explanation:**

During processor/memory subsystem initialization, an error was encountered.

**Response:**

The FRU callouts are calculated at the time of the failure. Examine the error log for the actual replacement strategy.

---

**BC810F07**

**Explanation:**

During processor/memory subsystem initialization, an error was encountered.

**Response:**

The FRU callouts are calculated at the time of the failure. Examine the error log for the actual replacement strategy.

---

**BC810F08**

**Explanation:**

During processor/memory subsystem initialization, an error was encountered: Unexpected RC from issuing PSIH B EOI store.

**Response:**

The FRU callouts are calculated at the time of the failure. See the error log for the actual replacement strategy.

---

**BC810F09**

**Explanation:**

During processor/memory subsystem initialization, an error was encountered: Error unmasking interrupt source.

**Response:**

The FRU callouts are calculated at the time of the failure. See the error log for the actual replacement strategy.

---

**BC810F0C**

**Explanation:**

During processor/memory subsystem initialization, an error was encountered: Error encountered sending coalesce message to INTRP.

**Response:**

The FRU callouts are calculated at the time of the failure. See the error log for the actual replacement strategy.

---

**BC810F0D**

**Explanation:**

During processor/memory subsystem initialization, an error was encountered: Error encountered routing IPC message.

**Response:**

The FRU callouts are calculated at the time of the failure. See the error log for the actual replacement strategy.

---

**BC810F0E**

**Explanation:**

Error handling processor interrupts.

**Response:**

The FRU callouts are calculated at the time of the failure. See the error log for the actual replacement strategy.

---

**BC811001**

**Explanation:**

During processor/memory subsystem initialization, an error was encountered.

**Response:**

The FRU callouts are calculated at the time of the failure. Examine the error log for the actual replacement strategy.

---

**BC811002**

**Explanation:**

During processor/memory subsystem initialization, an error was encountered.

**Response:**

The FRU callouts are calculated at the time of the failure. Examine the error log for the actual replacement strategy.

---

**BC811003**

**Explanation:**

During processor/memory subsystem initialization, an error was encountered.

**Response:**

The FRU callouts are calculated at the time of the failure. Examine the error log for the actual replacement strategy.

---

**BC811004**

**Explanation:**

During processor/memory subsystem initialization, an error was encountered.

**Response:**

The FRU callouts are calculated at the time of the failure. Examine the error log for the actual replacement strategy.

---

**BC811005**

**Explanation:**

During processor/memory subsystem initialization, an error was encountered.

**Response:**

The FRU callouts are calculated at the time of the failure. Examine the error log for the actual replacement strategy.

---

**BC811006**

**Explanation:**

During processor/memory subsystem initialization, an error was encountered.

**Response:**

The FRU callouts are calculated at the time of the failure. Examine the error log for the actual replacement strategy.

---

**BC811007**

**Explanation:**

During processor/memory subsystem initialization, an error was encountered.

**Response:**

The FRU callouts are calculated at the time of the failure. Examine the error log for the actual replacement strategy.

---

**BC811008**

**Explanation:**

During processor/memory subsystem initialization, an error was encountered.

**Response:**

The FRU callouts are calculated at the time of the failure. Examine the error log for the actual replacement strategy.

---

**BC811009**

**Explanation:**

During processor/memory subsystem initialization, an error was encountered.

**Response:**

The FRU callouts are calculated at the time of the failure. Examine the error log for the actual replacement strategy.

---

**BC81100A**

**Explanation:**

During processor/memory subsystem initialization, an error was encountered.

**Response:**

The FRU callouts are calculated at the time of the failure. Examine the error log for the actual replacement strategy.

---

**BC81100B**

**Explanation:**

During processor/memory subsystem initialization, an error was encountered.

**Response:**

The FRU callouts are calculated at the time of the failure. Examine the error log for the actual replacement strategy.

---

**BC81100C**

**Explanation:**

During processor/memory subsystem initialization, an error was encountered.

**Response:**

The FRU callouts are calculated at the time of the failure. Examine the error log for the actual replacement strategy.

---

**BC81100D**

**Explanation:**

During processor/memory subsystem initialization, an error was encountered.

**Response:**

The FRU callouts are calculated at the time of the failure. Examine the error log for the actual replacement strategy.

---

**BC81100E**

**Explanation:**

During processor/memory subsystem initialization, an error was encountered.

**Response:**

The FRU callouts are calculated at the time of the failure. Examine the error log for the actual replacement strategy.

---

**BC81100F**

**Explanation:**

During processor/memory subsystem initialization, an error was encountered.

**Response:**

The FRU callouts are calculated at the time of the failure. Examine the error log for the actual replacement strategy.

---

**BC811011**

**Explanation:**

Service Processor Firmware encountered an internal error.

**Response:**

The FRU callouts are calculated at the time of the failure. See the error log for the actual replacement strategy.

---

**BC811012**

**Explanation:**

Service Processor Firmware encountered an internal error.

**Response:**

The FRU callouts are calculated at the time of the failure. See the error log for the actual replacement strategy.

---

**BC811013**

**Explanation:**

Host failed to boot because there was a problem configuring Time Of Day on the Host processors.

**Response:**

The FRU callouts are calculated at the time of the failure. See the error log for the actual replacement strategy.

---

**BC811014**

**Explanation:**

Service Processor Firmware encountered an internal error.

**Response:**

The FRU callouts are calculated at the time of the failure. See the error log for the actual replacement strategy.

---

**BC811015**

**Explanation:**

There was a problem in configuring Time Of Day on the Host processor.

**Response:**

The FRU callouts are calculated at the time of the failure. See the error log for the actual replacement strategy.

---

**BC811017**

**Explanation:**

Service Processor Firmware encountered an internal error.

**Response:**

The FRU callouts are calculated at the time of the failure. See the error log for the actual replacement strategy.

---

**BC811019**

**Explanation:**

Service Processor Firmware encountered an internal error.

**Response:**

The FRU callouts are calculated at the time of the failure. See the error log for the actual replacement strategy.

---

**BC81101A**

**Explanation:**

An internal error occurred. This will force the Time of Day function to run with complete redundancy.

**Response:**

The FRU callouts are calculated at the time of the failure. See the error log for the actual replacement strategy.

---

**BC811101**

**Explanation:**

A problem occurred during the IPL of the system.

**Response:**

The FRU callouts are calculated at the time of the failure. Examine the error log for the actual replacement strategy.

---

**BC811102**

**Explanation:**

During processor/memory subsystem initialization, an error was encountered.

**Response:**

The FRU callouts are calculated at the time of the failure. Examine the error log for the actual replacement strategy.

---

**BC811104**

**Explanation:**

A problem occurred during the IPL of the system.

**Response:**

The FRU callouts are calculated at the time of the failure. Examine the error log for the actual replacement strategy.

---

**BC811105**

**Explanation:**

During processor/memory subsystem initialization, an error was encountered.

**Response:**

The FRU callouts are calculated at the time of the failure. Examine the error log for the actual replacement strategy.

---

**BC811107**

**Explanation:**

During processor/memory subsystem initialization, an error was encountered.

**Response:**

The FRU callouts are calculated at the time of the failure. Examine the error log for the actual replacement strategy.

---

**BC811109**

**Explanation:**

During processor/memory subsystem initialization, an error was encountered.

**Response:**

The FRU callouts are calculated at the time of the failure. Examine the error log for the actual replacement strategy.

---

**BC81110A**

**Explanation:**

During processor/memory subsystem initialization, an error was encountered.

**Response:**

The FRU callouts are calculated at the time of the failure. Examine the error log for the actual replacement strategy.

---

**BC81110B**

**Explanation:**

During processor/memory subsystem initialization, an error was encountered.

**Response:**

The FRU callouts are calculated at the time of the failure. Examine the error log for the actual replacement strategy.

---

**BC81110C**

**Explanation:**

During processor/memory subsystem initialization, an error was encountered.

**Response:**

The FRU callouts are calculated at the time of the failure. Examine the error log for the actual replacement strategy.

---

**BC81110D**

**Explanation:**

During processor/memory subsystem initialization, an error was encountered.

**Response:**

The FRU callouts are calculated at the time of the failure. Examine the error log for the actual replacement strategy.

---

**BC81110E**

**Explanation:**

During processor/memory subsystem initialization, an error was encountered.

**Response:**

The FRU callouts are calculated at the time of the failure. Examine the error log for the actual replacement strategy.

---

**BC81110F**

**Explanation:**

During processor/memory subsystem initialization, an error was encountered.

**Response:**

The FRU callouts are calculated at the time of the failure. Examine the error log for the actual replacement strategy.

---

**BC811110****Explanation:**

During processor/memory subsystem initialization, an error was encountered.

**Response:**

The FRU callouts are calculated at the time of the failure. Examine the error log for the actual replacement strategy.

---

**BC811111****Explanation:**

During processor/memory subsystem initialization, an error was encountered.

**Response:**

The FRU callouts are calculated at the time of the failure. Examine the error log for the actual replacement strategy.

---

**BC811112****Explanation:**

During processor/memory subsystem initialization, an error was encountered.

**Response:**

The FRU callouts are calculated at the time of the failure. Examine the error log for the actual replacement strategy.

---

**BC811113****Explanation:**

During processor/memory subsystem initialization, an error was encountered: IPC Message data corrupted.

**Response:**

The FRU callouts are calculated at the time of the failure. See the error log for the actual replacement strategy.

---

**BC811202****Explanation:**

During processor/memory subsystem initialization, an error was encountered.

**Response:**

The FRU callouts are calculated at the time of the failure. Examine the error log for the actual replacement strategy.

---

**BC811204****Explanation:**

During processor/memory subsystem initialization, an error was encountered.

**Response:**

The FRU callouts are calculated at the time of the failure. Examine the error log for the actual replacement strategy.

---

**BC811205****Explanation:**

During processor/memory subsystem initialization, an error was encountered.

**Response:**

The FRU callouts are calculated at the time of the failure. Examine the error log for the actual replacement strategy.

---

**BC811207****Explanation:**

During processor/memory subsystem initialization, an error was encountered.

**Response:**

The FRU callouts are calculated at the time of the failure. Examine the error log for the actual replacement strategy.

---

**BC811209****Explanation:**

During processor/memory subsystem initialization, an error was encountered.

**Response:**

The FRU callouts are calculated at the time of the failure. Examine the error log for the actual replacement strategy.

---

**BC81120A****Explanation:**

During processor/memory subsystem initialization, an error was encountered.

**Response:**

The FRU callouts are calculated at the time of the failure. Examine the error log for the actual replacement strategy.

---

**BC81120B****Explanation:**

During processor/memory subsystem initialization, an error was encountered.

**Response:**

The FRU callouts are calculated at the time of the failure. Examine the error log for the actual replacement strategy.

---

**BC81120C****Explanation:**

During processor/memory subsystem initialization, an error was encountered.

**Response:**

The FRU callouts are calculated at the time of the failure. Examine the error log for the actual replacement strategy.

---

**BC811301****Explanation:**

During processor/memory subsystem initialization, an error was encountered: Unexpected data from LPC-UART interface.

**Response:**

The FRU callouts are calculated at the time of the failure. See the error log for the actual replacement strategy.

---

**BC811302****Explanation:**

During processor/memory subsystem initialization, an error was encountered: Timeout from LPC-UART interface.

**Response:**

The FRU callouts are calculated at the time of the failure. See the error log for the actual replacement strategy.

---

**BC811401****Explanation:**

During processor/memory subsystem initialization, an error was encountered.

**Response:**

The FRU callouts are calculated at the time of the failure. Examine the error log for the actual replacement strategy.

---

**BC811402****Explanation:**

During processor/memory subsystem initialization, an error was encountered: A maint command SW timed out.

**Response:**

The FRU callouts are calculated at the time of the failure. See the error log for the actual replacement strategy.

---

**BC811403****Explanation:**

Task handling mainstore init crashed.

**Response:**

The FRU callouts are calculated at the time of the failure. See the error log for the actual replacement strategy.

---

**BC811602****Explanation:**

During processor/memory subsystem initialization, an error was encountered.

**Response:**

The FRU callouts are calculated at the time of the failure. Examine the error log for the actual replacement strategy.

---

**BC811603****Explanation:**

During processor/memory subsystem initialization, an error was encountered.

**Response:**

The FRU callouts are calculated at the time of the failure. Examine the error log for the actual replacement strategy.

---

**BC811604****Explanation:**

During processor/memory subsystem initialization, an error was encountered.

**Response:**

The FRU callouts are calculated at the time of the failure. Examine the error log for the actual replacement strategy.

---

**BC811605****Explanation:**

During processor/memory subsystem initialization, an error was encountered.

**Response:**

The FRU callouts are calculated at the time of the failure. Examine the error log for the actual replacement strategy.

---

**BC811606****Explanation:**

During processor/memory subsystem initialization, an error was encountered.

**Response:**

The FRU callouts are calculated at the time of the failure. Examine the error log for the actual replacement strategy.

---

**BC811607****Explanation:**

During processor/memory subsystem initialization, an error was encountered.

**Response:**

The FRU callouts are calculated at the time of the failure. Examine the error log for the actual replacement strategy.

---

**BC811608****Explanation:**

During processor/memory subsystem initialization, an error was encountered: Insufficient space provided for LID by calling function.

**Response:**

The FRU callouts are calculated at the time of the failure. See the error log for the actual replacement strategy.

---

**BC811609****Explanation:**

During processor/memory subsystem initialization, an error was encountered: Unable to unload LID via host interface.

**Response:**

The FRU callouts are calculated at the time of the failure. See the error log for the actual replacement strategy.

---

**BC81160A****Explanation:**

During processor/memory subsystem initialization, an error was encountered: Unable to find Lid.

**Response:**

The FRU callouts are calculated at the time of the failure. See the error log for the actual replacement strategy.

---

**BC81160B****Explanation:**

Firmware error during boot.

**Response:**

The FRU callouts are calculated at the time of the failure. See the error log for the actual replacement strategy.

---

**BC81160C****Explanation:**

A problem occurred during the IPL of the system.

**Response:**

The FRU callouts are calculated at the time of the failure. See the error log for the actual replacement strategy.

---

**BC81160D****Explanation:**

A problem occurred during the IPL of the system.

**Response:**

The FRU callouts are calculated at the time of the failure. See the error log for the actual replacement strategy.

---

**BC81160E****Explanation:**

A problem occurred during the IPL of the system.

**Response:**

The FRU callouts are calculated at the time of the failure. See the error log for the actual replacement strategy.

---

**BC81160F****Explanation:**

A problem occurred during the IPL of the system.

**Response:**

The FRU callouts are calculated at the time of the failure. See the error log for the actual replacement strategy.

---

**BC811610****Explanation:**

A problem occurred during the IPL of the system.

**Response:**

The FRU callouts are calculated at the time of the failure. See the error log for the actual replacement strategy.

---

**BC811611****Explanation:**

A problem occurred during the IPL of the system.

**Response:**

The FRU callouts are calculated at the time of the failure. See the error log for the actual replacement strategy.

---

**BC811612****Explanation:**

A problem occurred during the IPL of the system.

**Response:**

The FRU callouts are calculated at the time of the failure. See the error log for the actual replacement strategy.

---

**BC811613****Explanation:**

A problem occurred during the IPL of the system.

**Response:**

The FRU callouts are calculated at the time of the failure. See the error log for the actual replacement strategy.

---

**BC811615****Explanation:**

A problem occurred during the IPL of the system.

**Response:**

The FRU callouts are calculated at the time of the failure. See the error log for the actual replacement strategy.

---

**BC811616****Explanation:**

Firmware Error.

**Response:**



The FRU callouts are calculated at the time of the failure. See the error log for the actual replacement strategy.

---

**BC811617****Explanation:**

Firmware Error.

**Response:**

The FRU callouts are calculated at the time of the failure. See the error log for the actual replacement strategy.

---

**BC811618****Explanation:**

Firmware Error.

**Response:**

The FRU callouts are calculated at the time of the failure. See the error log for the actual replacement strategy.

---

**BC81161A****Explanation:**

Firmware Error.

**Response:**

The FRU callouts are calculated at the time of the failure. See the error log for the actual replacement strategy.

---

**BC81161B****Explanation:**

Firmware Error.

**Response:**

The FRU callouts are calculated at the time of the failure. See the error log for the actual replacement strategy.

---

**BC81161C****Explanation:**

Firmware encountered an internal error.

**Response:**

The FRU callouts are calculated at the time of the failure. See the error log for the actual replacement strategy.

---

**BC81161D****Explanation:**

Firmware load error.

**Response:**

The FRU callouts are calculated at the time of the failure. See the error log for the actual replacement strategy.

---

**BC811700****Explanation:**

During processor/memory subsystem initialization, an error was encountered: Request given to load payload into mirrored memory, but no mirrored memory exists at that location.

**Response:**

The FRU callouts are calculated at the time of the failure. See the error log for the actual replacement strategy.

---

**BC811701****Explanation:**

During processor/memory subsystem initialization, an error was encountered.

**Response:**

The FRU callouts are calculated at the time of the failure. Examine the error log for the actual replacement strategy.

---

**BC811702****Explanation:**

A problem occurred during the IPL of the system.

**Response:**

The FRU callouts are calculated at the time of the failure. Examine the error log for the actual replacement strategy.

---

**BC811703****Explanation:**

A problem occurred during the IPL of the system.

**Response:**

The FRU callouts are calculated at the time of the failure. Examine the error log for the actual replacement strategy.

---

**BC811704****Explanation:**

During processor/memory subsystem initialization, an error was encountered.

**Response:**

The FRU callouts are calculated at the time of the failure. Examine the error log for the actual replacement strategy.

---

**BC811705****Explanation:**

A problem occurred during the IPL of the system.

**Response:**

The FRU callouts are calculated at the time of the failure. Examine the error log for the actual replacement strategy.

---

**BC811706****Explanation:**

A problem occurred during the IPL of the system.

**Response:**

The FRU callouts are calculated at the time of the failure. Examine the error log for the actual replacement strategy.

---

**BC811707****Explanation:**

A problem occurred during the IPL of the system.

**Response:**

The FRU callouts are calculated at the time of the failure. See the error log for the actual replacement strategy.

---

**BC811708****Explanation:**

A problem occurred during the IPL of the system.

**Response:**

The FRU callouts are calculated at the time of the failure. Examine the error log for the actual replacement strategy.

---

**BC811709****Explanation:**

During processor/memory subsystem initialization, an error was encountered: Call to getParentAffinityTarget requesting the number of EX chips with parent affinity to a core, returned an incorrect vector size, the expected size is 1.

**Response:**

The FRU callouts are calculated at the time of the failure. See the error log for the actual replacement strategy.

---

**BC81170A****Explanation:**

A problem isolated to firmware occurred during the IPL of the system.

**Response:**

The FRU callouts are calculated at the time of the failure. See the error log for the actual replacement strategy.

---

**BC81170B****Explanation:**

A problem isolated to firmware or firmware customization occurred during the IPL of the system.

**Response:**

The FRU callouts are calculated at the time of the failure. See the error log for the actual replacement strategy.

---

**BC81170C****Explanation:**

A problem isolated to firmware or firmware customization occurred during the IPL of the system.

**Response:**

The FRU callouts are calculated at the time of the failure. See the error log for the actual replacement strategy.

---

**BC81170D****Explanation:**

A problem isolated to firmware or firmware customization occurred during the IPL of the system.

**Response:**

The FRU callouts are calculated at the time of the failure. See the error log for the actual replacement strategy.

---

**BC81170E****Explanation:**

A problem isolated to firmware or firmware customization occurred during the IPL of the system.

**Response:**

The FRU callouts are calculated at the time of the failure. See the error log for the actual replacement strategy.

---

**BC811711****Explanation:**

Platform generated error. See User Data.

**Response:**

The FRU callouts are calculated at the time of the failure. See the error log for the actual replacement strategy.

---

**BC811712****Explanation:**

Platform generated error.

**Response:**

The FRU callouts are calculated at the time of the failure. See the error log for the actual replacement strategy.

---

**BC811713****Explanation:**

Platform generated error. See User Data.

**Response:**

The FRU callouts are calculated at the time of the failure. See the error log for the actual replacement strategy.

---

**BC811714****Explanation:**

A problem occurred during the IPL of the system.

**Response:**

The FRU callouts are calculated at the time of the failure. See the error log for the actual replacement strategy.

---

**BC811715****Explanation:**

A problem occurred during the IPL of the system.

**Response:**

The FRU callouts are calculated at the time of the failure. See the error log for the actual replacement strategy.

---

**BC811716****Explanation:**

A problem occurred during the IPL of the system.

**Response:**

The FRU callouts are calculated at the time of the failure. See the error log for the actual replacement strategy.

---

**BC81171A****Explanation:**

A problem occurred during the IPL of the system.

**Response:**

The FRU callouts are calculated at the time of the failure. See the error log for the actual replacement strategy.

---

**BC81171B****Explanation:**

A problem occurred during the IPL of the system.

**Response:**

The FRU callouts are calculated at the time of the failure. See the error log for the actual replacement strategy.

---

**BC81171C****Explanation:**

A problem occurred during the IPL of the system.

**Response:**

The FRU callouts are calculated at the time of the failure. See the error log for the actual replacement strategy.

---

**BC81171D****Explanation:**

Platform security problem detected.

**Response:**

The FRU callouts are calculated at the time of the failure. See the error log for the actual replacement strategy.

---

**BC81171E****Explanation:**

During processor/memory subsystem initialization, an error was encountered: There is no functional memory.

**Response:**

The FRU callouts are calculated at the time of the failure. See the error log for the actual replacement strategy.

---

**BC81171F****Explanation:**

A problem occurred during the IPL of the system.

**Response:**

The FRU callouts are calculated at the time of the failure. See the error log for the actual replacement strategy.

---

**BC811720****Explanation:**

A problem occurred during the IPL of the system.

**Response:**

The FRU callouts are calculated at the time of the failure. See the error log for the actual replacement strategy.

---

**BC811721****Explanation:**

Platform security problem detected.

**Response:**

The FRU callouts are calculated at the time of the failure. See the error log for the actual replacement strategy.

---

**BC811722****Explanation:**

Platform security problem detected.

**Response:**

The FRU callouts are calculated at the time of the failure. See the error log for the actual replacement strategy.

---

**BC811723****Explanation:**

Platform security problem detected.

**Response:**

The FRU callouts are calculated at the time of the failure. See the error log for the actual replacement strategy.

---

**BC811724****Explanation:**

Platform security problem detected.

**Response:**

The FRU callouts are calculated at the time of the failure. See the error log for the actual replacement strategy.

---

**BC811725****Explanation:**

Platform security problem detected.

**Response:**

The FRU callouts are calculated at the time of the failure. See the error log for the actual replacement strategy.

---

**BC811726****Explanation:**

Platform security problem detected.

**Response:**

The FRU callouts are calculated at the time of the failure. See the error log for the actual replacement strategy.

---

**BC811727****Explanation:**

Platform security problem detected.

**Response:**

The FRU callouts are calculated at the time of the failure. See the error log for the actual replacement strategy.

---

**BC811728****Explanation:**

Platform security problem detected.

**Response:**

The FRU callouts are calculated at the time of the failure. See the error log for the actual replacement strategy.

---

**BC811729****Explanation:**

Host firmware did not find enough hardware to continue the boot.

**Response:**

The FRU callouts are calculated at the time of the failure. See the error log for the actual replacement strategy.

---

**BC811732****Explanation:**

Illegal action during boot.

**Response:**

The FRU callouts are calculated at the time of the failure. See the error log for the actual replacement strategy.

---

**BC811735****Explanation:**

A problem occurred during the IPL of the system.

**Response:**

The FRU callouts are calculated at the time of the failure. See the error log for the actual replacement strategy.

---

**BC811736****Explanation:**

A problem occurred during the IPL of the system.

**Response:**

The FRU callouts are calculated at the time of the failure. See the error log for the actual replacement strategy.

---

**BC811737****Explanation:**

A problem occurred during the IPL of the system.

**Response:**

The FRU callouts are calculated at the time of the failure. See the error log for the actual replacement strategy.

---

**BC811738****Explanation:**

Processor Error.

**Response:**

The FRU callouts are calculated at the time of the failure. See the error log for the actual replacement strategy.

---

**BC811739****Explanation:**

A problem occurred during the IPL of the system and the system will reboot.

**Response:**

The FRU callouts are calculated at the time of the failure. See the error log for the actual replacement strategy.

---

**BC81173A****Explanation:**

A problem occurred during the IPL of the system.

**Response:**

The FRU callouts are calculated at the time of the failure. See the error log for the actual replacement strategy.

---

**BC811740****Explanation:**

During processor/memory subsystem initialization, an error was encountered: messages from other nodes have not returned in time.

**Response:**

The FRU callouts are calculated at the time of the failure. See the error log for the actual replacement strategy.

---

**BC811741****Explanation:**

During processor/memory subsystem initialization, an error was encountered: Freq attribute DATA timer thread failed.

**Response:**

The FRU callouts are calculated at the time of the failure. See the error log for the actual replacement strategy.

---

**BC811742****Explanation:**

Incompatible processor modules installed between drawers.

**Response:**

The FRU callouts are calculated at the time of the failure. See the error log for the actual replacement strategy.

---

**BC811743****Explanation:**

Incompatible processor modules installed between drawers.

**Response:**

The FRU callouts are calculated at the time of the failure. See the error log for the actual replacement strategy.

---

**BC811744****Explanation:**

Incompatible processor modules installed between drawers.

**Response:**

The FRU callouts are calculated at the time of the failure. See the error log for the actual replacement strategy.

---

**BC811745****Explanation:**

Incompatible processor modules installed between drawers.

**Response:**

The FRU callouts are calculated at the time of the failure. See the error log for the actual replacement strategy.

---

**BC811746****Explanation:**

Incompatible processor modules installed between drawers.

**Response:**

The FRU callouts are calculated at the time of the failure. See the error log for the actual replacement strategy.

---

**BC811747****Explanation:**

Host firmware did not find valid hardware to continue the boot.

**Response:**

The FRU callouts are calculated at the time of the failure. See the error log for the actual replacement strategy.

---

**BC811748****Explanation:**

Platform security problem detected.

**Response:**

The FRU callouts are calculated at the time of the failure. See the error log for the actual replacement strategy.

---

**BC811749****Explanation:**

Platform security problem detected.

**Response:**

The FRU callouts are calculated at the time of the failure. See the error log for the actual replacement strategy.

---

**BC81174A****Explanation:**

There was an error training the SMP cables.

**Response:**

The FRU callouts are calculated at the time of the failure. See the error log for the actual replacement strategy.

---

**BC81174C****Explanation:**

A problem isolated to firmware or firmware customization occurred during the IPL of the system.

**Response:**

The FRU callouts are calculated at the time of the failure. See the error log for the actual replacement strategy.

---

**BC81174D****Explanation:**

PNOR-IPMI not enabled, BMC firmware needs to be updated.

**Response:**

The FRU callouts are calculated at the time of the failure. See the error log for the actual replacement strategy.

---

**BC81174E****Explanation:**

During processor/memory subsystem initialization, an error was encountered: Kernel returned error when trying to activate core.

**Response:**

The FRU callouts are calculated at the time of the failure. See the error log for the actual replacement strategy.

---

**BC81174F****Explanation:**

Unexpected IPL firmware data load error.

**Response:**

The FRU callouts are calculated at the time of the failure. See the error log for the actual replacement strategy.

---

**BC811750****Explanation:**

Platform security problem detected.

**Response:**

The FRU callouts are calculated at the time of the failure. See the error log for the actual replacement strategy.

---

**BC811752****Explanation:**

Platform security problem detected.

**Response:**

The FRU callouts are calculated at the time of the failure. See the error log for the actual replacement strategy.

---

**BC811803****Explanation:**

Task analyzing HW errors has failed.

**Response:**

The FRU callouts are calculated at the time of the failure. See the error log for the actual replacement strategy.

---

**BC811804****Explanation:**

Task analyzing HW errors has failed.

**Response:**

The FRU callouts are calculated at the time of the failure. See the error log for the actual replacement strategy.

---

**BC811901****Explanation:**

A problem occurred during the IPL of the system.

**Response:**

The FRU callouts are calculated at the time of the failure. Examine the error log for the actual replacement strategy.

---

**BC811902****Explanation:**

A problem occurred during the IPL of the system.

**Response:**

The FRU callouts are calculated at the time of the failure. Examine the error log for the actual replacement strategy.

---

**BC811903****Explanation:**

A problem occurred during the IPL of the system.

**Response:**

The FRU callouts are calculated at the time of the failure. Examine the error log for the actual replacement strategy.

---

**BC811904****Explanation:**

A problem occurred during the IPL of the system.

**Response:**

The FRU callouts are calculated at the time of the failure. Examine the error log for the actual replacement strategy.

---

**BC81190C****Explanation:**

A problem occurred during the IPL of the system.

**Response:**

The FRU callouts are calculated at the time of the failure. Examine the error log for the actual replacement strategy.

---

**BC811A01****Explanation:**

During processor/memory subsystem initialization, an error was encountered.

**Response:**

The FRU callouts are calculated at the time of the failure. Examine the error log for the actual replacement strategy.

---

**BC811A02****Explanation:**

During processor/memory subsystem initialization, an error was encountered.

**Response:**

The FRU callouts are calculated at the time of the failure. Examine the error log for the actual replacement strategy.

---

**BC811A03****Explanation:**

During processor/memory subsystem initialization, an error was encountered.

**Response:**

The FRU callouts are calculated at the time of the failure. Examine the error log for the actual replacement strategy.

---

**BC811A04****Explanation:**

During processor/memory subsystem initialization, an error was encountered.

**Response:**

The FRU callouts are calculated at the time of the failure. Examine the error log for the actual replacement strategy.

---

**BC811A05****Explanation:**

During processor/memory subsystem initialization, an error was encountered.

**Response:**

The FRU callouts are calculated at the time of the failure. Examine the error log for the actual replacement strategy.

---

**BC811A08****Explanation:**

During processor/memory subsystem initialization, an error was encountered.

**Response:**

The FRU callouts are calculated at the time of the failure. Examine the error log for the actual replacement strategy.

---

**BC811A09****Explanation:**

During processor/memory subsystem initialization, an error was encountered.

**Response:**

The FRU callouts are calculated at the time of the failure. Examine the error log for the actual replacement strategy.

---

**BC811A0A****Explanation:**

During processor/memory subsystem initialization, an error was encountered.

**Response:**

The FRU callouts are calculated at the time of the failure. Examine the error log for the actual replacement strategy.

---

**BC811A0B****Explanation:**

During processor/memory subsystem initialization, an error was encountered.

**Response:**

The FRU callouts are calculated at the time of the failure. Examine the error log for the actual replacement strategy.

---

**BC811A0C****Explanation:**

During processor/memory subsystem initialization, an error was encountered.

**Response:**

The FRU callouts are calculated at the time of the failure. Examine the error log for the actual replacement strategy.

---

**BC811A0E****Explanation:**

During processor/memory subsystem initialization, an error was encountered.

**Response:**

The FRU callouts are calculated at the time of the failure. Examine the error log for the actual replacement strategy.

---

**BC811A0F****Explanation:**

During processor/memory subsystem initialization, an error was encountered.

**Response:**

The FRU callouts are calculated at the time of the failure. Examine the error log for the actual replacement strategy.

---

**BC811A10****Explanation:**

During processor/memory subsystem initialization, an error was encountered.

**Response:**

The FRU callouts are calculated at the time of the failure. Examine the error log for the actual replacement strategy.

---

**BC811A11****Explanation:**

During processor/memory subsystem initialization, an error was encountered.

**Response:**

The FRU callouts are calculated at the time of the failure. Examine the error log for the actual replacement strategy.

---

**BC811A12****Explanation:**

During processor/memory subsystem initialization, an error was encountered.

**Response:**

The FRU callouts are calculated at the time of the failure. Examine the error log for the actual replacement strategy.

---

**BC811A14****Explanation:**

During processor/memory subsystem initialization, an error was encountered.

**Response:**

The FRU callouts are calculated at the time of the failure. Examine the error log for the actual replacement strategy.

---

**BC811A15****Explanation:**

During processor/memory subsystem initialization, an error was encountered.

**Response:**

The FRU callouts are calculated at the time of the failure. Examine the error log for the actual replacement strategy.

---

**BC811A16****Explanation:**

During processor/memory subsystem initialization, an error was encountered.

**Response:**

The FRU callouts are calculated at the time of the failure. Examine the error log for the actual replacement strategy.

---

**BC811A18****Explanation:**

During processor/memory subsystem initialization, an error was encountered.

**Response:**

The FRU callouts are calculated at the time of the failure. Examine the error log for the actual replacement strategy.

---

**BC811A19****Explanation:**

During processor/memory subsystem initialization, an error was encountered: No associated DMI targeting target(s) found for given MEMBUF targeting target.

**Response:**

The FRU callouts are calculated at the time of the failure. See the error log for the actual replacement strategy.

---

**BC811A1A****Explanation:**

During processor/memory subsystem initialization, an error was encountered: The targeting type of the input targeting target is not supported by runtime code.

**Response:**

The FRU callouts are calculated at the time of the failure. See the error log for the actual replacement strategy.

---

**BC811A1B****Explanation:**

During processor/memory subsystem initialization, an error was encountered: No processor targeting target was found for the given targeting target.

**Response:**

The FRU callouts are calculated at the time of the failure. See the error log for the actual replacement strategy.

---

**BC811A1C****Explanation:**

Kernel failed to unmap memory.

**Response:**

The FRU callouts are calculated at the time of the failure. See the error log for the actual replacement strategy.

---

**BC811A1D****Explanation:**

During processor/memory subsystem initialization, an error was encountered: PM load complex unknown mode.

**Response:**

The FRU callouts are calculated at the time of the failure. See the error log for the actual replacement strategy.

---

**BC811A1E****Explanation:**

During processor/memory subsystem initialization, an error was encountered: HCODE scom update runtime interface not linked.

**Response:**

The FRU callouts are calculated at the time of the failure. See the error log for the actual replacement strategy.

---

**BC811A1F****Explanation:**

During processor/memory subsystem initialization, an error was encountered: HCODE SCOM update error.

**Response:**

The FRU callouts are calculated at the time of the failure. See the error log for the actual replacement strategy.

---

**BC811A20****Explanation:**

Firmware error during boot.

**Response:**



The FRU callouts are calculated at the time of the failure. See the error log for the actual replacement strategy.

---

**BC811A21****Explanation:**

Platform security problem detected.

**Response:**

The FRU callouts are calculated at the time of the failure. See the error log for the actual replacement strategy.

---

**BC811A22****Explanation:**

Platform security problem detected.

**Response:**

The FRU callouts are calculated at the time of the failure. See the error log for the actual replacement strategy.

---

**BC811A23****Explanation:**

Unexpected boot firmware error.

**Response:**

The FRU callouts are calculated at the time of the failure. See the error log for the actual replacement strategy.

---

**BC811A24****Explanation:**

Platform security problem detected.

**Response:**

The FRU callouts are calculated at the time of the failure. See the error log for the actual replacement strategy.

---

**BC811A25****Explanation:**

Platform security problem detected.

**Response:**

The FRU callouts are calculated at the time of the failure. See the error log for the actual replacement strategy.

---

**BC811A26****Explanation:**

Unexpected boot firmware error.

**Response:**

The FRU callouts are calculated at the time of the failure. See the error log for the actual replacement strategy.

---

**BC811A27****Explanation:**

During processor/memory subsystem initialization, an error was encountered: Unable to fill in HB data memory.

**Response:**

The FRU callouts are calculated at the time of the failure. See the error log for the actual replacement strategy.

---

**BC811A28****Explanation:**

Internal system error occurred.

**Response:**

The FRU callouts are calculated at the time of the failure. See the error log for the actual replacement strategy.

---

**BC811A29****Explanation:**

Internal system error occurred.

**Response:**

The FRU callouts are calculated at the time of the failure. See the error log for the actual replacement strategy.

---

**BC811A2A****Explanation:**

Platform security problem detected.

**Response:**

The FRU callouts are calculated at the time of the failure. See the error log for the actual replacement strategy.

---

**BC811A2B****Explanation:**

Platform security problem detected.

**Response:**

The FRU callouts are calculated at the time of the failure. See the error log for the actual replacement strategy.

---

**BC811A2C****Explanation:**

Platform security problem detected.

**Response:**

The FRU callouts are calculated at the time of the failure. See the error log for the actual replacement strategy.

---

**BC811A2D****Explanation:**

Platform security problem detected.

**Response:**

The FRU callouts are calculated at the time of the failure. See the error log for the actual replacement strategy.

---

**BC811A2E****Explanation:**

Platform security problem detected.

**Response:**

The FRU callouts are calculated at the time of the failure. See the error log for the actual replacement strategy.

---

**BC811A2F****Explanation:**

Platform security problem detected.

**Response:**

The FRU callouts are calculated at the time of the failure. See the error log for the actual replacement strategy.

---

**BC811A30****Explanation:**

Platform security problem detected.

**Response:**

The FRU callouts are calculated at the time of the failure. See the error log for the actual replacement strategy.

---

**BC811A31****Explanation:**

Platform security problem detected.

**Response:**

The FRU callouts are calculated at the time of the failure. See the error log for the actual replacement strategy.

---

**BC811A32****Explanation:**

During processor/memory subsystem initialization, an error was encountered: Error with Firmware Notify request.

**Response:**

The FRU callouts are calculated at the time of the failure. See the error log for the actual replacement strategy.

---

**BC811A34****Explanation:**

During processor/memory subsystem initialization, an error was encountered: SBE error recovery attempt failed.

**Response:**

The FRU callouts are calculated at the time of the failure. See the error log for the actual replacement strategy.

---

**BC811A35****Explanation:**

During processor/memory subsystem initialization, an error was encountered: SBE error recovery attempt failed.

**Response:**

The FRU callouts are calculated at the time of the failure. See the error log for the actual replacement strategy.

---

**BC811A37****Explanation:**

During processor/memory subsystem initialization, an error was encountered: The Firmware Request call failed.

**Response:**

The FRU callouts are calculated at the time of the failure. See the error log for the actual replacement strategy.

---

**BC811A38****Explanation:**

During processor/memory subsystem initialization, an error was encountered: The Firmware Request call failed.

**Response:**

The FRU callouts are calculated at the time of the failure. See the error log for the actual replacement strategy.

---

**BC811A39****Explanation:**

During processor/memory subsystem initialization, an error was encountered: The Firmware Request call failed.

**Response:**

The FRU callouts are calculated at the time of the failure. See the error log for the actual replacement strategy.

---

**BC811A3A****Explanation:**

Firmware encountered an internal error.

**Response:**

The FRU callouts are calculated at the time of the failure. See the error log for the actual replacement strategy.

---

**BC811A3B****Explanation:**

Firmware encountered an internal error.

**Response:**

The FRU callouts are calculated at the time of the failure. See the error log for the actual replacement strategy.

---

**BC811A3C****Explanation:**

During processor/memory subsystem initialization, an error was encountered: Attribute failed to update on HBRT side.

**Response:**

The FRU callouts are calculated at the time of the failure. See the error log for the actual replacement strategy.

---

**BC811A3D****Explanation:**

Hostboot attempted to reserve memory outside of allowed range.

**Response:**

The FRU callouts are calculated at the time of the failure. See the error log for the actual replacement strategy.

---

**BC811A3E****Explanation:**

During processor/memory subsystem initialization, an error was encountered: messages from other nodes have not returned in time.

**Response:**

The FRU callouts are calculated at the time of the failure. See the error log for the actual replacement strategy.

---

**BC811A3F****Explanation:**

During processor/memory subsystem initialization, an error was encountered: sendSBESystemConfig timer thread failed.

**Response:**

The FRU callouts are calculated at the time of the failure. See the error log for the actual replacement strategy.

---

**BC811A40****Explanation:**

Informational log containing historic data.

**Response:**

The FRU callouts are calculated at the time of the failure. See the error log for the actual replacement strategy.

---

**BC811A42****Explanation:**

Failure in the security subsystem.

**Response:**

The FRU callouts are calculated at the time of the failure. See the error log for the actual replacement strategy.

---

**BC811A43****Explanation:**

Failure in the security subsystem.

**Response:**

The FRU callouts are calculated at the time of the failure. See the error log for the actual replacement strategy.

---

**BC811A44****Explanation:**

Firmware error initializing system data structures during boot.

**Response:**

The FRU callouts are calculated at the time of the failure. See the error log for the actual replacement strategy.

---

**BC811B01****Explanation:**

Boot firmware has crashed with an internal error.

**Response:**

The FRU callouts are calculated at the time of the failure. See the error log for the actual replacement strategy.

---

**BC811B02****Explanation:**

Boot firmware has crashed with an internal error.

**Response:**

The FRU callouts are calculated at the time of the failure. See the error log for the actual replacement strategy.

---

**BC811B03****Explanation:**

Boot firmware has crashed with an internal error.

**Response:**

The FRU callouts are calculated at the time of the failure. See the error log for the actual replacement strategy.

---

**BC811C01****Explanation:**

During processor/memory subsystem initialization, an error was encountered.

**Response:**

The FRU callouts are calculated at the time of the failure. Examine the error log for the actual replacement strategy.

---

**BC811C02**

**Explanation:**

During processor/memory subsystem initialization, an error was encountered.

**Response:**

The FRU callouts are calculated at the time of the failure. Examine the error log for the actual replacement strategy.

---

**BC811C03****Explanation:**

During processor/memory subsystem initialization, an error was encountered.

**Response:**

The FRU callouts are calculated at the time of the failure. Examine the error log for the actual replacement strategy.

---

**BC811C05****Explanation:**

During processor/memory subsystem initialization, an error was encountered.

**Response:**

The FRU callouts are calculated at the time of the failure. Examine the error log for the actual replacement strategy.

---

**BC811C06****Explanation:**

During processor/memory subsystem initialization, an error was encountered.

**Response:**

The FRU callouts are calculated at the time of the failure. Examine the error log for the actual replacement strategy.

---

**BC811C07****Explanation:**

During processor/memory subsystem initialization, an error was encountered.

**Response:**

The FRU callouts are calculated at the time of the failure. Examine the error log for the actual replacement strategy.

---

**BC811C08****Explanation:**

During processor/memory subsystem initialization, an error was encountered.

**Response:**

The FRU callouts are calculated at the time of the failure. Examine the error log for the actual replacement strategy.

---

**BC811C09****Explanation:**

During processor/memory subsystem initialization, an error was encountered.

**Response:**

The FRU callouts are calculated at the time of the failure. Examine the error log for the actual replacement strategy.

---

**BC811C0A****Explanation:**

During processor/memory subsystem initialization, an error was encountered.

**Response:**

The FRU callouts are calculated at the time of the failure. Examine the error log for the actual replacement strategy.

---

**BC811D01****Explanation:**

A problem occurred during the IPL of the system.

**Response:**

The FRU callouts are calculated at the time of the failure. Examine the error log for the actual replacement strategy.

---

**BC811D03****Explanation:**

During processor/memory subsystem initialization, an error was encountered.

**Response:**

The FRU callouts are calculated at the time of the failure. Examine the error log for the actual replacement strategy.

---

**BC811D04****Explanation:**

During processor/memory subsystem initialization, an error was encountered.

**Response:**

The FRU callouts are calculated at the time of the failure. Examine the error log for the actual replacement strategy.

---

**BC811D05****Explanation:**

During processor/memory subsystem initialization, an error was encountered.

**Response:**

The FRU callouts are calculated at the time of the failure. Examine the error log for the actual replacement strategy.

---

**BC811D06****Explanation:**

During processor/memory subsystem initialization, an error was encountered.

**Response:**

The FRU callouts are calculated at the time of the failure. Examine the error log for the actual replacement strategy.

---

**BC811D07****Explanation:**

During processor/memory subsystem initialization, an error was encountered.

**Response:**

The FRU callouts are calculated at the time of the failure. Examine the error log for the actual replacement strategy.

---

**BC811D09****Explanation:**

A problem occurred during the IPL of the system.

**Response:**

The FRU callouts are calculated at the time of the failure. Examine the error log for the actual replacement strategy.

---

**BC811D0B****Explanation:**

A problem occurred during the IPL of the system.

**Response:**

The FRU callouts are calculated at the time of the failure. Examine the error log for the actual replacement strategy.

---

**BC811D0D****Explanation:**

A problem occurred during the IPL of the system.

**Response:**

The FRU callouts are calculated at the time of the failure. Examine the error log for the actual replacement strategy.

---

**BC811D0E****Explanation:**

A problem occurred during the IPL of the system.

**Response:**

The FRU callouts are calculated at the time of the failure. Examine the error log for the actual replacement strategy.

---

**BC811D0F****Explanation:**

A problem occurred during the IPL of the system.

**Response:**

The FRU callouts are calculated at the time of the failure. Examine the error log for the actual replacement strategy.

---

**BC811D10****Explanation:**

A problem occurred during the IPL of the system.

**Response:**

The FRU callouts are calculated at the time of the failure. Examine the error log for the actual replacement strategy.

---

**BC811D11****Explanation:**

A problem occurred during the IPL of the system.

**Response:**

The FRU callouts are calculated at the time of the failure. Examine the error log for the actual replacement strategy.

---

**BC811D13****Explanation:**

A problem occurred during the IPL of the system.

**Response:**

The FRU callouts are calculated at the time of the failure. Examine the error log for the actual replacement strategy.

---

**BC811D14****Explanation:**

A problem occurred during the IPL of the system.

**Response:**

The FRU callouts are calculated at the time of the failure. Examine the error log for the actual replacement strategy.

---

**BC811D15****Explanation:**

A problem occurred during the IPL of the system.

**Response:**

The FRU callouts are calculated at the time of the failure. Examine the error log for the actual replacement strategy.

---

**BC811D16****Explanation:**

During processor/memory subsystem initialization, an error was encountered.

**Response:**

The FRU callouts are calculated at the time of the failure. Examine the error log for the actual replacement strategy.

---

**BC811D18****Explanation:**

During processor/memory subsystem initialization, an error was encountered.

**Response:**

The FRU callouts are calculated at the time of the failure. Examine the error log for the actual replacement strategy.

---

**BC811D19****Explanation:**

During processor/memory subsystem initialization, an error was encountered.

**Response:**

The FRU callouts are calculated at the time of the failure. Examine the error log for the actual replacement strategy.

---

**BC811D1A****Explanation:**

During processor/memory subsystem initialization, an error was encountered.

**Response:**

The FRU callouts are calculated at the time of the failure. Examine the error log for the actual replacement strategy.

---

**BC811D1B****Explanation:**

During processor/memory subsystem initialization, an error was encountered.

**Response:**

The FRU callouts are calculated at the time of the failure. Examine the error log for the actual replacement strategy.

---

**BC811D1C****Explanation:**

During processor/memory subsystem initialization, an error was encountered.

**Response:**

The FRU callouts are calculated at the time of the failure. Examine the error log for the actual replacement strategy.

---

**BC811D30****Explanation:**

During processor/memory subsystem initialization, an error was encountered: The VHDR was invalid.

**Response:**

The FRU callouts are calculated at the time of the failure. See the error log for the actual replacement strategy.

---

**BC811D31****Explanation:**

During processor/memory subsystem initialization, an error was encountered: Both VPD read Processor NOR flash and VPD read HW configs are set to false.

**Response:**

The FRU callouts are calculated at the time of the failure. See the error log for the actual replacement strategy.

---

**BC811D32****Explanation:**

During processor/memory subsystem initialization, an error was encountered: writePNOR mm\_remove\_pages FLUSH failed.

**Response:**

The FRU callouts are calculated at the time of the failure. See the error log for the actual replacement strategy.

---

**BC811D33****Explanation:**

During processor/memory subsystem initialization, an error was encountered: Unexpected target type.

**Response:**

The FRU callouts are calculated at the time of the failure. See the error log for the actual replacement strategy.

---

**BC811D34****Explanation:**

During processor/memory subsystem initialization, an error was encountered: Unable to resolve the VPD destination (PNOR or SEEPROM).

**Response:**

The FRU callouts are calculated at the time of the failure. See the error log for the actual replacement strategy.

---

**BC811D35****Explanation:**

Fatal firmware boot error.

**Response:**

The FRU callouts are calculated at the time of the failure. See the error log for the actual replacement strategy.

---

**BC811D36****Explanation:**

During processor/memory subsystem initialization, an error was encountered: Invalid data length.

**Response:**

The FRU callouts are calculated at the time of the failure. See the error log for the actual replacement strategy.

---

**BC811D37****Explanation:**

During processor/memory subsystem initialization, an error was encountered: MBOX send not supported in HBRT.

**Response:**

The FRU callouts are calculated at the time of the failure. See the error log for the actual replacement strategy.

---

**BC811D3B****Explanation:**

During processor/memory subsystem initialization, an error was encountered: Node for VPD is too large.

**Response:**

The FRU callouts are calculated at the time of the failure. See the error log for the actual replacement strategy.

---

**BC811D3C****Explanation:**

Firmware error writing VPD.

**Response:**

The FRU callouts are calculated at the time of the failure. See the error log for the actual replacement strategy.

---

**BC811D3D****Explanation:**

Runtime vital product data update failure.

**Response:**

The FRU callouts are calculated at the time of the failure. See the error log for the actual replacement strategy.

---

**BC811D3E****Explanation:**

Firmware configuration error.

**Response:**

The FRU callouts are calculated at the time of the failure. See the error log for the actual replacement strategy.

---

**BC811D3F****Explanation:**

Firmware error during boot.

**Response:**

The FRU callouts are calculated at the time of the failure. See the error log for the actual replacement strategy.

---

**BC811E01****Explanation:**

During processor/memory subsystem initialization, an error was encountered.

**Response:**

The FRU callouts are calculated at the time of the failure. Examine the error log for the actual replacement strategy.

---

**BC811E02****Explanation:**

During processor/memory subsystem initialization, an error was encountered.

**Response:**

The FRU callouts are calculated at the time of the failure. Examine the error log for the actual replacement strategy.

---

**BC811E03****Explanation:**

A problem occurred during the IPL of the system.

**Response:**

The FRU callouts are calculated at the time of the failure. Examine the error log for the actual replacement strategy.

---

**BC811E05****Explanation:**

A problem occurred during the IPL of the system.

**Response:**

The FRU callouts are calculated at the time of the failure. Examine the error log for the actual replacement strategy.

---

**BC811E06****Explanation:**

A problem occurred during the IPL of the system.

**Response:**

The FRU callouts are calculated at the time of the failure. Examine the error log for the actual replacement strategy.

---

**BC811E07****Explanation:**

A problem occurred during the IPL of the system.

**Response:**

The FRU callouts are calculated at the time of the failure. Examine the error log for the actual replacement strategy.

---

**BC811E09****Explanation:**

Unexpected internal firmware error.

**Response:**

The FRU callouts are calculated at the time of the failure. See the error log for the actual replacement strategy.

---

**BC811E0B****Explanation:**

Security failure occurred during the IPL of the system.

**Response:**

The FRU callouts are calculated at the time of the failure. See the error log for the actual replacement strategy.

---

**BC811E0C****Explanation:**

Firmware Error.

**Response:**

The FRU callouts are calculated at the time of the failure. See the error log for the actual replacement strategy.

---

**BC811E0D****Explanation:**

Firmware Error.

**Response:**

The FRU callouts are calculated at the time of the failure. See the error log for the actual replacement strategy.

---

**BC811E0E****Explanation:**

Platform security problem detected.

**Response:**

The FRU callouts are calculated at the time of the failure. See the error log for the actual replacement strategy.

---

**BC811E0F****Explanation:**

Firmware Error.

**Response:**

The FRU callouts are calculated at the time of the failure. See the error log for the actual replacement strategy.

---

**BC811E10****Explanation:**

Firmware Error.

**Response:**

The FRU callouts are calculated at the time of the failure. See the error log for the actual replacement strategy.

---

**BC811E11****Explanation:**

Firmware Error.

**Response:**

The FRU callouts are calculated at the time of the failure. See the error log for the actual replacement strategy.

---

**BC811E12****Explanation:**

Firmware Error.

**Response:**

The FRU callouts are calculated at the time of the failure. See the error log for the actual replacement strategy.

---

**BC811E13****Explanation:**

Boot firmware integrity issue; Reinstall boot firmware.

**Response:**

The FRU callouts are calculated at the time of the failure. See the error log for the actual replacement strategy.

---

**BC811E14****Explanation:**

Secure Boot failure.

**Response:**

The FRU callouts are calculated at the time of the failure. See the error log for the actual replacement strategy.

---

**BC811E15****Explanation:**

Planar jumper configuration.

**Response:**

The FRU callouts are calculated at the time of the failure. See the error log for the actual replacement strategy.

---

**BC811E16****Explanation:**

A problem occurred during the IPL of the system.

**Response:**

The FRU callouts are calculated at the time of the failure. See the error log for the actual replacement strategy.

---

**BC811E17****Explanation:**

Could not allocate any requested SMF memory.

**Response:**

The FRU callouts are calculated at the time of the failure. See the error log for the actual replacement strategy.

---

**BC811E18****Explanation:**

SMF secure memory allocation request altered to satisfy memory allocation rules.

**Response:**

The FRU callouts are calculated at the time of the failure. See the error log for the actual replacement strategy.

---

**BC811E20**



**Explanation:**

Secure Boot failure.

**Response:**

The FRU callouts are calculated at the time of the failure. See the error log for the actual replacement strategy.

---

**BC811E21****Explanation:**

Secure Boot failure.

**Response:**

The FRU callouts are calculated at the time of the failure. See the error log for the actual replacement strategy.

---

**BC811E22****Explanation:**

Secure Boot failure.

**Response:**

The FRU callouts are calculated at the time of the failure. See the error log for the actual replacement strategy.

---

**BC811E23****Explanation:**

Secure Boot failure.

**Response:**

The FRU callouts are calculated at the time of the failure. See the error log for the actual replacement strategy.

---

**BC811E24****Explanation:**

Secure Boot failure.

**Response:**

The FRU callouts are calculated at the time of the failure. See the error log for the actual replacement strategy.

---

**BC811E25****Explanation:**

Secure Boot failure.

**Response:**

The FRU callouts are calculated at the time of the failure. See the error log for the actual replacement strategy.

---

**BC811E26****Explanation:**

Secure Boot failure.

**Response:**

The FRU callouts are calculated at the time of the failure. See the error log for the actual replacement strategy.

---

**BC811E27****Explanation:**

Secure Boot failure.

**Response:**

The FRU callouts are calculated at the time of the failure. See the error log for the actual replacement strategy.

---

**BC811E28****Explanation:**

Secure Boot failure.

**Response:**

The FRU callouts are calculated at the time of the failure. See the error log for the actual replacement strategy.

---

**BC811E29****Explanation:**

Secure Boot failure.

**Response:**

The FRU callouts are calculated at the time of the failure. See the error log for the actual replacement strategy.

---

**BC811E2A****Explanation:**

Secure Boot failure.

**Response:**

The FRU callouts are calculated at the time of the failure. See the error log for the actual replacement strategy.

---

**BC811E2B****Explanation:**

Secure Boot failure.

**Response:**

The FRU callouts are calculated at the time of the failure. See the error log for the actual replacement strategy.

---

**BC811E2D****Explanation:**

During processor/memory subsystem initialization, an error was encountered: Could not fetch primary TPM's Log.

**Response:**

The FRU callouts are calculated at the time of the failure. See the error log for the actual replacement strategy.

---

**BC811E30****Explanation:**

Trusted Boot failure.

---

**Response:**

The FRU callouts are calculated at the time of the failure. See the error log for the actual replacement strategy.

---

**BC811E31****Explanation:**

Trusted Boot failure.

**Response:**

The FRU callouts are calculated at the time of the failure. See the error log for the actual replacement strategy.

---

**BC811E32****Explanation:**

Trusted Boot failure.

**Response:**

The FRU callouts are calculated at the time of the failure. See the error log for the actual replacement strategy.

---

**BC811E33****Explanation:**

Trusted Boot failure.

**Response:**

The FRU callouts are calculated at the time of the failure. See the error log for the actual replacement strategy.

---

**BC811E34****Explanation:**

Trusted Boot failure.

**Response:**

The FRU callouts are calculated at the time of the failure. See the error log for the actual replacement strategy.

---

**BC811E41****Explanation:**

A problem occurred during the IPL of the system.

**Response:**

The FRU callouts are calculated at the time of the failure. See the error log for the actual replacement strategy.

---

**BC811E42****Explanation:**

A problem occurred during the IPL of the system.

**Response:**

The FRU callouts are calculated at the time of the failure. See the error log for the actual replacement strategy.

---

**BC811E43****Explanation:**

A problem occurred during the IPL of the system.

**Response:**

The FRU callouts are calculated at the time of the failure. See the error log for the actual replacement strategy.

---

**BC811E44****Explanation:**

Physical Presence was Asserted.

**Response:**

The FRU callouts are calculated at the time of the failure. See the error log for the actual replacement strategy.

---

**BC811E45****Explanation:**

Re-IPLing to open a Physical Presence Window.

**Response:**

The FRU callouts are calculated at the time of the failure. See the error log for the actual replacement strategy.

---

**BC811E46****Explanation:**

A problem occurred during the IPL of the system.

**Response:**

The FRU callouts are calculated at the time of the failure. See the error log for the actual replacement strategy.

---

**BC811E47****Explanation:**

Detected Special Key Clear Request.

**Response:**

The FRU callouts are calculated at the time of the failure. See the error log for the actual replacement strategy.

---

**BC811EA0****Explanation:**

During processor/memory subsystem initialization, an error was encountered: Invalid operation type.

**Response:**

The FRU callouts are calculated at the time of the failure. See the error log for the actual replacement strategy.

---

**BC811EA1****Explanation:**

During processor/memory subsystem initialization, an error was encountered: No TPMs found in system.

**Response:**

The FRU callouts are calculated at the time of the failure. See the error log for the actual replacement strategy.

---

**BC811EA2****Explanation:**

During processor/memory subsystem initialization, an error was encountered: Command failure reading TPM FW version.

**Response:**

The FRU callouts are calculated at the time of the failure. See the error log for the actual replacement strategy.

---

**BC811EA3****Explanation:**

During processor/memory subsystem initialization, an error was encountered: Command failure reading TPM FW version.

**Response:**

The FRU callouts are calculated at the time of the failure. See the error log for the actual replacement strategy.

---

**BC811EA4****Explanation:**

During processor/memory subsystem initialization, an error was encountered: Command failure reading TPM FW version.

**Response:**

The FRU callouts are calculated at the time of the failure. See the error log for the actual replacement strategy.

---

**BC811EA5****Explanation:**

During processor/memory subsystem initialization, an error was encountered: Command failure reading TPM FW version.

**Response:**

The FRU callouts are calculated at the time of the failure. See the error log for the actual replacement strategy.

---

**BC811EA6****Explanation:**

During processor/memory subsystem initialization, an error was encountered: Unsupported command code during marshal.

**Response:**

The FRU callouts are calculated at the time of the failure. See the error log for the actual replacement strategy.

---

**BC811EA7****Explanation:**

During processor/memory subsystem initialization, an error was encountered: Marshaling error detected.

**Response:**

The FRU callouts are calculated at the time of the failure. See the error log for the actual replacement strategy.

---

**BC811EA8****Explanation:**

During processor/memory subsystem initialization, an error was encountered: Unsupported command code during unmarshal.

**Response:**

The FRU callouts are calculated at the time of the failure. See the error log for the actual replacement strategy.

---

**BC811EA9****Explanation:**

During processor/memory subsystem initialization, an error was encountered: Unmarshaling error detected.

**Response:**

The FRU callouts are calculated at the time of the failure. See the error log for the actual replacement strategy.

---

**BC811EAA****Explanation:**

During processor/memory subsystem initialization, an error was encountered: TPM log buffer add failure.

**Response:**

The FRU callouts are calculated at the time of the failure. See the error log for the actual replacement strategy.

---

**BC811F01****Explanation:**

During processor/memory subsystem initialization, an error was encountered.

**Response:**

The FRU callouts are calculated at the time of the failure. Examine the error log for the actual replacement strategy.

---

**BC812001****Explanation:**

Firmware error while initializing power management hardware.

**Response:**

Consult FRU list to determine exact failure.

---

**BC812011****Explanation:**

Firmware error, update code to the latest release.

**Response:**  
Consult FRU list to determine exact failure.

---

**BC812013**

**Explanation:**  
Firmware error during code update, some power management function may be lost.

**Response:**  
Consult FRU list to determine exact failure.

---

**BC812014**

**Explanation:**  
Firmware error while initializing power management hardware.

**Response:**  
Consult FRU list to determine exact failure.

---

**BC812017**

**Explanation:**  
Firmware error while initializing power management hardware.

**Response:**  
Consult FRU list to determine exact failure.

---

**BC812018**

**Explanation:**  
Firmware error while initializing power management hardware.

**Response:**  
Consult FRU list to determine exact failure.

---

**BC81201F**

**Explanation:**  
Firmware error while initializing power management hardware.

**Response:**  
Consult FRU list to determine exact failure.

---

**BC812020**

**Explanation:**  
Firmware error while initializing power management hardware.

**Response:**  
Consult FRU list to determine exact failure.

---

**BC812021**

**Explanation:**  
Firmware error while initializing power management hardware.

**Response:**  
Consult FRU list to determine exact failure.

---

**BC812022**

**Explanation:**

Firmware error while initializing power management hardware.

**Response:**  
Consult FRU list to determine exact failure.

---

**BC812023**

**Explanation:**  
Firmware error while initializing power management hardware.

**Response:**  
Consult FRU list to determine exact failure.

---

**BC812024**

**Explanation:**  
Firmware error while initializing power management hardware.

**Response:**  
Consult FRU list to determine exact failure.

---

**BC812025**

**Explanation:**  
Firmware error while initializing power management hardware.

**Response:**  
Consult FRU list to determine exact failure.

---

**BC812028**

**Explanation:**  
Firmware error while initializing power management hardware.

**Response:**  
Consult FRU list to determine exact failure.

---

**BC812029**

**Explanation:**  
Firmware error while initializing power management hardware.

**Response:**  
Consult FRU list to determine exact failure.

---

**BC81202A**

**Explanation:**  
Firmware error while initializing power management hardware.

**Response:**  
Consult FRU list to determine exact failure.

---

**BC81202B**

**Explanation:**  
Firmware error while initializing power management hardware.

**Response:**  
Consult FRU list to determine exact failure.

---

**BC81202C****Explanation:**

Firmware error while initializing power management hardware.

**Response:**

Consult FRU list to determine exact failure.

---

**BC81202D****Explanation:**

Firmware error while initializing power management hardware.

**Response:**

Consult FRU list to determine exact failure.

---

**BC81202E****Explanation:**

Firmware error while initializing power management hardware.

**Response:**

Consult FRU list to determine exact failure.

---

**BC81202F****Explanation:**

Firmware error while initializing power management hardware.

**Response:**

Consult FRU list to determine exact failure.

---

**BC812032****Explanation:**

Firmware error while initializing power management hardware.

**Response:**

Consult FRU list to determine exact failure.

---

**BC812036****Explanation:**

Firmware error while initializing power management hardware.

**Response:**

Consult FRU list to determine exact failure.

---

**BC812037****Explanation:**

Firmware error while initializing power management hardware.

**Response:**

Consult FRU list to determine exact failure.

---

**BC812038****Explanation:**

Firmware error while initializing power management hardware.

**Response:**

Consult FRU list to determine exact failure.

---

**BC812039****Explanation:**

Firmware error while initializing power management hardware.

**Response:**

Consult FRU list to determine exact failure.

---

**BC81203A****Explanation:**

Firmware error while initializing power management hardware.

**Response:**

Consult FRU list to determine exact failure.

---

**BC81203C****Explanation:**

Firmware error while initializing power management hardware.

**Response:**

Consult FRU list to determine exact failure.

---

**BC812041****Explanation:**

Firmware error while initializing power management hardware.

**Response:**

Consult FRU list to determine exact failure.

---

**BC812042****Explanation:**

Firmware error while initializing power management hardware.

**Response:**

Consult FRU list to determine exact failure.

---

**BC812101****Explanation:**

During processor/memory subsystem initialization, an error was encountered.

**Response:**

The FRU callouts are calculated at the time of the failure. Examine the error log for the actual replacement strategy.

---

**BC812102****Explanation:**

During processor/memory subsystem initialization, an error was encountered.

**Response:**

The FRU callouts are calculated at the time of the failure. Examine the error log for the actual replacement strategy.

---

**BC812201****Explanation:**

A problem occurred during the IPL of the system.

**Response:**

The FRU callouts are calculated at the time of the failure. Examine the error log for the actual replacement strategy.

---

**BC812202****Explanation:**

A problem occurred during the IPL of the system.

**Response:**

The FRU callouts are calculated at the time of the failure. Examine the error log for the actual replacement strategy.

---

**BC812203****Explanation:**

A problem occurred during the IPL of the system.

**Response:**

The FRU callouts are calculated at the time of the failure. Examine the error log for the actual replacement strategy.

---

**BC812204****Explanation:**

A problem occurred during the IPL of the system.

**Response:**

The FRU callouts are calculated at the time of the failure. Examine the error log for the actual replacement strategy.

---

**BC812206****Explanation:**

A problem occurred during the IPL of the system.

**Response:**

The FRU callouts are calculated at the time of the failure. Examine the error log for the actual replacement strategy.

---

**BC812207****Explanation:**

A problem occurred during the IPL of the system.

**Response:**

The FRU callouts are calculated at the time of the failure. Examine the error log for the actual replacement strategy.

---

**BC812208****Explanation:**

A problem occurred during the IPL of the system.

**Response:**

The FRU callouts are calculated at the time of the failure. Examine the error log for the actual replacement strategy.

---

**BC81220A****Explanation:**

A problem occurred during the IPL of the system.

**Response:**

The FRU callouts are calculated at the time of the failure. Examine the error log for the actual replacement strategy.

---

**BC81220B****Explanation:**

A problem occurred during the IPL of the system.

**Response:**

The FRU callouts are calculated at the time of the failure. Examine the error log for the actual replacement strategy.

---

**BC81220D****Explanation:**

A problem occurred during the IPL of the system.

**Response:**

The FRU callouts are calculated at the time of the failure. Examine the error log for the actual replacement strategy.

---

**BC81220E****Explanation:**

During processor/memory subsystem initialization, an error was encountered.

**Response:**

The FRU callouts are calculated at the time of the failure. Examine the error log for the actual replacement strategy.

---

**BC81220F****Explanation:**

During processor/memory subsystem initialization, an error was encountered.

**Response:**

The FRU callouts are calculated at the time of the failure. Examine the error log for the actual replacement strategy.

---

**BC812210****Explanation:**

A problem occurred during the IPL of the system.

**Response:**

The FRU callouts are calculated at the time of the failure. Examine the error log for the actual replacement strategy.

---

**BC812211****Explanation:**

A problem occurred during the IPL of the system.

**Response:**

The FRU callouts are calculated at the time of the failure. Examine the error log for the actual replacement strategy.

---

**BC812212****Explanation:**

During processor/memory subsystem initialization, an error was encountered.

**Response:**

The FRU callouts are calculated at the time of the failure. Examine the error log for the actual replacement strategy.

---

**BC812213****Explanation:**

During processor/memory subsystem initialization, an error was encountered: Self Boot Engine (SBE) Verion Miscompare with Master Target.

**Response:**

The FRU callouts are calculated at the time of the failure. See the error log for the actual replacement strategy.

---

**BC812214****Explanation:**

During processor/memory subsystem initialization, an error was encountered: Error Associated with Updating this Target.

**Response:**

The FRU callouts are calculated at the time of the failure. See the error log for the actual replacement strategy.

---

**BC812215****Explanation:**

During processor/memory subsystem initialization, an error was encountered: Self Boot Engine (SBE) Image Verion Miscompare with Master Target.

**Response:**

The FRU callouts are calculated at the time of the failure. See the error log for the actual replacement strategy.

---

**BC812216****Explanation:**

A problem occurred while updating processor boot code.

**Response:**

The FRU callouts are calculated at the time of the failure. See the error log for the actual replacement strategy.

---

**BC812217****Explanation:**

Unsupported system configuration.

**Response:**

The FRU callouts are calculated at the time of the failure. See the error log for the actual replacement strategy.

---

**BC812218****Explanation:**

Unsupported system configuration.

**Response:**

The FRU callouts are calculated at the time of the failure. See the error log for the actual replacement strategy.

---

**BC812219****Explanation:**

A problem occurred while updating processor boot code.

**Response:**

The FRU callouts are calculated at the time of the failure. See the error log for the actual replacement strategy.

---

**BC81221A****Explanation:**

A problem occurred while updating processor boot code.

**Response:**

The FRU callouts are calculated at the time of the failure. See the error log for the actual replacement strategy.

---

**BC81221B****Explanation:**

SBE is not being updated.

**Response:**

The FRU callouts are calculated at the time of the failure. See the error log for the actual replacement strategy.

---

**BC81221D****Explanation:**

Chip level is invalid.

**Response:**

The FRU callouts are calculated at the time of the failure. See the error log for the actual replacement strategy.

---

**BC81221E**

**Explanation:**

A problem occurred while updating processor boot code.

**Response:**

The FRU callouts are calculated at the time of the failure. See the error log for the actual replacement strategy.

---

**BC81221F****Explanation:**

A problem occurred while updating processor boot code.

**Response:**

The FRU callouts are calculated at the time of the failure. See the error log for the actual replacement strategy.

---

**BC812300****Explanation:**

A problem occurred during the IPL of the system.

**Response:**

The FRU callouts are calculated at the time of the failure. See the error log for the actual replacement strategy.

---

**BC812301****Explanation:**

A problem occurred during the IPL of the system.

**Response:**

The FRU callouts are calculated at the time of the failure. See the error log for the actual replacement strategy.

---

**BC812302****Explanation:**

A problem occurred during the IPL of the system.

**Response:**

The FRU callouts are calculated at the time of the failure. See the error log for the actual replacement strategy.

---

**BC812303****Explanation:**

A problem occurred during the IPL of the system.

**Response:**

The FRU callouts are calculated at the time of the failure. See the error log for the actual replacement strategy.

---

**BC812310****Explanation:**

A problem occurred during the IPL of the system.

**Response:**

The FRU callouts are calculated at the time of the failure. See the error log for the actual replacement strategy.

---

**BC812401****Explanation:**

Firmware error accessing internal bus during IPL.

**Response:**

The FRU callouts are calculated at the time of the failure. See the error log for the actual replacement strategy.

---

**BC812402****Explanation:**

Hardware error accessing internal bus during IPL.

**Response:**

The FRU callouts are calculated at the time of the failure. See the error log for the actual replacement strategy.

---

**BC812403****Explanation:**

Firmware error accessing internal bus during IPL.

**Response:**

The FRU callouts are calculated at the time of the failure. See the error log for the actual replacement strategy.

---

**BC812404****Explanation:**

During processor/memory subsystem initialization, an error was encountered: Error(s) found in OPB and/or LPCHC Status Register.

**Response:**

The FRU callouts are calculated at the time of the failure. See the error log for the actual replacement strategy.

---

**BC812405****Explanation:**

During processor/memory subsystem initialization, an error was encountered: Unsupported Reset Level requested.

**Response:**

The FRU callouts are calculated at the time of the failure. See the error log for the actual replacement strategy.

---

**BC812406****Explanation:**

Firmware error during boot flash diagnostics.

**Response:**

The FRU callouts are calculated at the time of the failure. See the error log for the actual replacement strategy.



---

**BC812407****Explanation:**

Firmware error during boot flash diagnostics.

**Response:**

The FRU callouts are calculated at the time of the failure. See the error log for the actual replacement strategy.

---

**BC812408****Explanation:**

Firmware error during boot flash diagnostics.

**Response:**

The FRU callouts are calculated at the time of the failure. See the error log for the actual replacement strategy.

---

**BC812409****Explanation:**

Firmware error during boot flash diagnostics.

**Response:**

The FRU callouts are calculated at the time of the failure. See the error log for the actual replacement strategy.

---

**BC81240A****Explanation:**

Error(s) found in LPCHC Status Register.

**Response:**

The FRU callouts are calculated at the time of the failure. See the error log for the actual replacement strategy.

---

**BC812501****Explanation:**

Firmware error during system boot.

**Response:**

The FRU callouts are calculated at the time of the failure. See the error log for the actual replacement strategy.

---

**BC812502****Explanation:**

Firmware error.

**Response:**

The FRU callouts are calculated at the time of the failure. See the error log for the actual replacement strategy.

---

**BC812503****Explanation:**

Firmware error during IPMI event handling.

**Response:**

The FRU callouts are calculated at the time of the failure. See the error log for the actual replacement strategy.

---

**BC812504****Explanation:**

During processor/memory subsystem initialization, an error was encountered: Command not valid for this sensor.

**Response:**

The FRU callouts are calculated at the time of the failure. See the error log for the actual replacement strategy.

---

**BC812505****Explanation:**

During processor/memory subsystem initialization, an error was encountered: Set sensor reading command failed.

**Response:**

The FRU callouts are calculated at the time of the failure. See the error log for the actual replacement strategy.

---

**BC812506****Explanation:**

During processor/memory subsystem initialization, an error was encountered: Set sensor reading command failed.

**Response:**

The FRU callouts are calculated at the time of the failure. See the error log for the actual replacement strategy.

---

**BC812507****Explanation:**

During processor/memory subsystem initialization, an error was encountered: Requested sensor is not present.

**Response:**

The FRU callouts are calculated at the time of the failure. See the error log for the actual replacement strategy.

---

**BC812508****Explanation:**

During processor/memory subsystem initialization, an error was encountered: Set sensor reading command failed.

**Response:**

The FRU callouts are calculated at the time of the failure. See the error log for the actual replacement strategy.

---

**BC812509**

**Explanation:**

Unexpected IPMI completion code from the BMC.

**Response:**

The FRU callouts are calculated at the time of the failure. See the error log for the actual replacement strategy.

---

**BC81250A****Explanation:**

The DCMI command to retrieve the power limit data from the BMC has failed, the user defined power limit cannot be applied.

**Response:**

The FRU callouts are calculated at the time of the failure. See the error log for the actual replacement strategy.

---

**BC81250B****Explanation:**

Request to get sensor reading IPMI completion code can be seen in userdata1 field of the log.

**Response:**

The FRU callouts are calculated at the time of the failure. See the error log for the actual replacement strategy.

---

**BC81250C****Explanation:**

During processor/memory subsystem initialization, an error was encountered: Request to get sensor type form the bmc failed.

**Response:**

The FRU callouts are calculated at the time of the failure. See the error log for the actual replacement strategy.

---

**BC81250D****Explanation:**

Unable to determine sensor information.

**Response:**

The FRU callouts are calculated at the time of the failure. See the error log for the actual replacement strategy.

---

**BC81250E****Explanation:**

During processor/memory subsystem initialization, an error was encountered: VPD data is invalid size.

**Response:**

The FRU callouts are calculated at the time of the failure. See the error log for the actual replacement strategy.

---

**BC81250F****Explanation:**

The passed in sensor number is not valid.

**Response:**

The FRU callouts are calculated at the time of the failure. See the error log for the actual replacement strategy.

---

**BC812510****Explanation:**

Unable to find a valid sensor setting.

**Response:**

The FRU callouts are calculated at the time of the failure. See the error log for the actual replacement strategy.

---

**BC812601****Explanation:**

During processor/memory subsystem initialization, an error was encountered: OCC is not valid.

**Response:**

The FRU callouts are calculated at the time of the failure. See the error log for the actual replacement strategy.

---

**BC812602****Explanation:**

During processor/memory subsystem initialization, an error was encountered: Throttle numerator calculated doesn't meet min utilization.

**Response:**

The FRU callouts are calculated at the time of the failure. See the error log for the actual replacement strategy.

---

**BC812603****Explanation:**

During processor/memory subsystem initialization, an error was encountered: Throttle HW procedure calculated an invalid numerator value.

**Response:**

The FRU callouts are calculated at the time of the failure. See the error log for the actual replacement strategy.

---

**BC812605****Explanation:**

During processor/memory subsystem initialization, an error was encountered: OCC not ready for target state.

**Response:**

The FRU callouts are calculated at the time of the failure. See the error log for the actual replacement strategy.

---

**BC812606****Explanation:**

During processor/memory subsystem initialization, an error was encountered: Unable to read `FREQ_EXT_BIAS` attributes.

**Response:**

The FRU callouts are calculated at the time of the failure. See the error log for the actual replacement strategy.

---

**BC81260E**

**Explanation:**

During processor/memory subsystem initialization, an error was encountered: Unable to send cmd to OCC exception.

**Response:**

The FRU callouts are calculated at the time of the failure. See the error log for the actual replacement strategy.

---

**BC812616**

**Explanation:**

During processor/memory subsystem initialization, an error was encountered: OCCs did not all reach active state, system will be in Safe Mode.

**Response:**

The FRU callouts are calculated at the time of the failure. See the error log for the actual replacement strategy.

---

**BC812618**

**Explanation:**

During processor/memory subsystem initialization, an error was encountered: Invalid response length received.

**Response:**

The FRU callouts are calculated at the time of the failure. See the error log for the actual replacement strategy.

---

**BC812619**

**Explanation:**

During processor/memory subsystem initialization, an error was encountered: OCC response had checksum failure.

**Response:**

The FRU callouts are calculated at the time of the failure. See the error log for the actual replacement strategy.

---

**BC81261B**

**Explanation:**

During processor/memory subsystem initialization, an error was encountered: Invalid length in OCC response.

**Response:**

The FRU callouts are calculated at the time of the failure. See the error log for the actual replacement strategy.

---

**BC81261C**

**Explanation:**

During processor/memory subsystem initialization, an error was encountered: Invalid POLL response length.

**Response:**

The FRU callouts are calculated at the time of the failure. See the error log for the actual replacement strategy.

---

**BC81261D**

**Explanation:**

During processor/memory subsystem initialization, an error was encountered: Bad FRU data received in OCC error log.

**Response:**

The FRU callouts are calculated at the time of the failure. See the error log for the actual replacement strategy.

---

**BC812622**

**Explanation:**

During processor/memory subsystem initialization, an error was encountered: Invalid role is POLL response.

**Response:**

The FRU callouts are calculated at the time of the failure. See the error log for the actual replacement strategy.

---

**BC812623**

**Explanation:**

During processor/memory subsystem initialization, an error was encountered: Ignoring invalid command.

**Response:**

The FRU callouts are calculated at the time of the failure. See the error log for the actual replacement strategy.

---

**BC812624**

**Explanation:**

During processor/memory subsystem initialization, an error was encountered: No functional OCCs were found.

**Response:**

The FRU callouts are calculated at the time of the failure. See the error log for the actual replacement strategy.

---

**BC812625**

**Explanation:**

During processor/memory subsystem initialization, an error was encountered: OCCs were not loaded/started successfully.

**Response:**

The FRU callouts are calculated at the time of the failure. See the error log for the actual replacement strategy.

---

**BC812626**

**Explanation:**

During processor/memory subsystem initialization, an error was encountered: OCC did not change to requested state.

**Response:**

The FRU callouts are calculated at the time of the failure. See the error log for the actual replacement strategy.

---

**BC812635**

**Explanation:**

During processor/memory subsystem initialization, an error was encountered: Timeout waiting for OCC response.

**Response:**

The FRU callouts are calculated at the time of the failure. See the error log for the actual replacement strategy.

---

**BC812645**

**Explanation:**

During processor/memory subsystem initialization, an error was encountered: No OCC target found for proc Target,.

**Response:**

The FRU callouts are calculated at the time of the failure. See the error log for the actual replacement strategy.

---

**BC812655**

**Explanation:**

During processor/memory subsystem initialization, an error was encountered: No OCC master was found.

**Response:**

The FRU callouts are calculated at the time of the failure. See the error log for the actual replacement strategy.

---

**BC812656**

**Explanation:**

During processor/memory subsystem initialization, an error was encountered: OCC reset threshold reached. Leaving OCCs in reset state.

**Response:**

The FRU callouts are calculated at the time of the failure. See the error log for the actual replacement strategy.

---

**BC812663**

**Explanation:**

During processor/memory subsystem initialization, an error was encountered: Invalid OCC error log data.

**Response:**

The FRU callouts are calculated at the time of the failure. See the error log for the actual replacement strategy.

---

**BC81267D**

**Explanation:**

During processor/memory subsystem initialization, an error was encountered: Bad FRU data received in OCC error log.

**Response:**

The FRU callouts are calculated at the time of the failure. See the error log for the actual replacement strategy.

---

**BC81267F**

**Explanation:**

During processor/memory subsystem initialization, an error was encountered: No FRU callouts found for non-info OCC Error.

**Response:**

The FRU callouts are calculated at the time of the failure. See the error log for the actual replacement strategy.

---

**BC812701**

**Explanation:**

During processor/memory subsystem initialization, an error was encountered: Invalid operation type.

**Response:**

The FRU callouts are calculated at the time of the failure. See the error log for the actual replacement strategy.

---

**BC812702**

**Explanation:**

A problem was detected during the IPL of the system: Device type not supported.

**Response:**

The FRU callouts are calculated at the time of the failure. See the error log for the actual replacement strategy.

---

**BC812703**

**Explanation:**

During processor/memory subsystem initialization, an error was encountered: Trusted Platform Module (TPM) attribute was not found.

**Response:**

The FRU callouts are calculated at the time of the failure. See the error log for the actual replacement strategy.

---

**BC812704**

**Explanation:**

During processor/memory subsystem initialization, an error was encountered: Invalid Trusted Platform Module (TPM) chip to access.

**Response:**

The FRU callouts are calculated at the time of the failure. See the error log for the actual replacement strategy.

---

**BC812705**

**Explanation:**

During processor/memory subsystem initialization, an error was encountered: I2C master entity path doesn't exist.

**Response:**

The FRU callouts are calculated at the time of the failure. See the error log for the actual replacement strategy.

---

**BC812706**

**Explanation:**

During processor/memory subsystem initialization, an error was encountered: I2C master path target is null.

**Response:**

The FRU callouts are calculated at the time of the failure. See the error log for the actual replacement strategy.

---

**BC812707**

**Explanation:**

During processor/memory subsystem initialization, an error was encountered: Invalid address offset size.

**Response:**

The FRU callouts are calculated at the time of the failure. See the error log for the actual replacement strategy.

---

**BC812708**

**Explanation:**

A problem occurred during the IPL of the system: Trusted Platform Module (TPM) buffer is too large.

**Response:**

The FRU callouts are calculated at the time of the failure. See the error log for the actual replacement strategy.

---

**BC812709**

**Explanation:**

A problem occurred during the IPL of the system: Trusted Platform Module (TPM) underflow.

**Response:**

The FRU callouts are calculated at the time of the failure. See the error log for the actual replacement strategy.

---

**BC81270A**

**Explanation:**

A problem occurred during the IPL of the system: Trusted Platform Module (TPM) timeout.

**Response:**

The FRU callouts are calculated at the time of the failure. See the error log for the actual replacement strategy.

---

**BC81270B**

**Explanation:**

During processor/memory subsystem initialization, an error was encountered: Invalid operation type.

**Response:**

The FRU callouts are calculated at the time of the failure. See the error log for the actual replacement strategy.

---

**BC81270C**

**Explanation:**

During processor/memory subsystem initialization, an error was encountered: Invalid address offset size.

**Response:**

The FRU callouts are calculated at the time of the failure. See the error log for the actual replacement strategy.

---

**BC81270D**

**Explanation:**

A trusted platform module (TPM) that was expected to be present was not detected properly.

**Response:**

The FRU callouts are calculated at the time of the failure. See the error log for the actual replacement strategy.

---

**BC81270E**

**Explanation:**

Trusted boot problem detected.

**Response:**

The FRU callouts are calculated at the time of the failure. See the error log for the actual replacement strategy.

---

**BC81270F**

**Explanation:**

Trusted boot problem detected.

**Response:**

The FRU callouts are calculated at the time of the failure. See the error log for the actual replacement strategy.

---

**BC812710****Explanation:**

Unexpected trusted boot related failure.

**Response:**

The FRU callouts are calculated at the time of the failure. See the error log for the actual replacement strategy.

---

**BC812711****Explanation:**

Unexpected trusted boot related failure.

**Response:**

The FRU callouts are calculated at the time of the failure. See the error log for the actual replacement strategy.

---

**BC812801****Explanation:**

Firmware error communicating with boot device.

**Response:**

The FRU callouts are calculated at the time of the failure. See the error log for the actual replacement strategy.

---

**BC812802****Explanation:**

Firmware error communicating with boot device.

**Response:**

The FRU callouts are calculated at the time of the failure. See the error log for the actual replacement strategy.

---

**BC812803****Explanation:**

Firmware error communicating with boot device.

**Response:**

The FRU callouts are calculated at the time of the failure. See the error log for the actual replacement strategy.

---

**BC812804****Explanation:**

Firmware error communicating with boot device.

**Response:**

The FRU callouts are calculated at the time of the failure. See the error log for the actual replacement strategy.

---

**BC812806****Explanation:**

Firmware logic bug detected.

**Response:**

The FRU callouts are calculated at the time of the failure. See the error log for the actual replacement strategy.

---

**BC812810****Explanation:**

During processor/memory subsystem initialization, an error was encountered: Timeout waiting for upstream FIFO to have room to write.

**Response:**

The FRU callouts are calculated at the time of the failure. See the error log for the actual replacement strategy.

---

**BC812811****Explanation:**

During processor/memory subsystem initialization, an error was encountered: EOT not received before downstream buffer full.

**Response:**

The FRU callouts are calculated at the time of the failure. See the error log for the actual replacement strategy.

---

**BC812812****Explanation:**

During processor/memory subsystem initialization, an error was encountered: The distance to the status header is not within the response buffer.

**Response:**

The FRU callouts are calculated at the time of the failure. See the error log for the actual replacement strategy.

---

**BC812813****Explanation:**

During processor/memory subsystem initialization, an error was encountered: Status header does not start with magic number or non-zero primary or secondary status.

**Response:**

The FRU callouts are calculated at the time of the failure. See the error log for the actual replacement strategy.

---

**BC812814****Explanation:**

During processor/memory subsystem initialization, an error was encountered: Timeout waiting for downstream FIFO to have data to receive.

**Response:**

The FRU callouts are calculated at the time of the failure. See the error log for the actual replacement strategy.

---

**BC812815****Explanation:**

Firmware error communicating with boot device.

**Response:**

The FRU callouts are calculated at the time of the failure. See the error log for the actual replacement strategy.

---

**BC812816****Explanation:**

Firmware error communicating with boot device.

**Response:**

The FRU callouts are calculated at the time of the failure. See the error log for the actual replacement strategy.

---

**BC812817****Explanation:**

Firmware error communicating with boot device.

**Response:**

The FRU callouts are calculated at the time of the failure. See the error log for the actual replacement strategy.

---

**BC812818****Explanation:**

Firmware error communicating with boot device.

**Response:**

The FRU callouts are calculated at the time of the failure. See the error log for the actual replacement strategy.

---

**BC812819****Explanation:**

Firmware error communicating with boot device.

**Response:**

The FRU callouts are calculated at the time of the failure. See the error log for the actual replacement strategy.

---

**BC81281A****Explanation:**

During processor/memory subsystem initialization, an error was encountered: If the size of the FFDC package exceeds our allocated buffer size, we log it.

**Response:**

The FRU callouts are calculated at the time of the failure. See the error log for the actual replacement strategy.

---

**BC812831****Explanation:**

Firmware error communicating with boot device.

**Response:**

The FRU callouts are calculated at the time of the failure. See the error log for the actual replacement strategy.

---

**BC812832****Explanation:**

Firmware error communicating with boot device.

**Response:**

The FRU callouts are calculated at the time of the failure. See the error log for the actual replacement strategy.

---

**BC812833****Explanation:**

Firmware error communicating with boot device.

**Response:**

The FRU callouts are calculated at the time of the failure. See the error log for the actual replacement strategy.

---

**BC812834****Explanation:**

Firmware error communicating with boot device.

**Response:**

The FRU callouts are calculated at the time of the failure. See the error log for the actual replacement strategy.

---

**BC812835****Explanation:**

Firmware error communicating with boot device.

**Response:**

The FRU callouts are calculated at the time of the failure. See the error log for the actual replacement strategy.

---

**BC812836****Explanation:**

Firmware error communicating with boot device.

**Response:**

The FRU callouts are calculated at the time of the failure. See the error log for the actual replacement strategy.

---

**BC812837****Explanation:**

Firmware error communicating with boot device.

**Response:**

The FRU callouts are calculated at the time of the failure. See the error log for the actual replacement strategy.

---

**BC812838****Explanation:**

Firmware error communicating with boot device.

**Response:**

The FRU callouts are calculated at the time of the failure. See the error log for the actual replacement strategy.

---

**BC812839****Explanation:**

Firmware error communicating with boot device.

**Response:**

The FRU callouts are calculated at the time of the failure. See the error log for the actual replacement strategy.

---

**BC81283A****Explanation:**

Firmware error communicating with boot device.

**Response:**

The FRU callouts are calculated at the time of the failure. See the error log for the actual replacement strategy.

---

**BC81283B****Explanation:**

Firmware error communicating with boot device.

**Response:**

The FRU callouts are calculated at the time of the failure. See the error log for the actual replacement strategy.

---

**BC81283C****Explanation:**

Firmware error communicating with boot device.

**Response:**

The FRU callouts are calculated at the time of the failure. See the error log for the actual replacement strategy.

---

**BC81283D****Explanation:**

During processor/memory subsystem initialization, an error was encountered: Unable to inform OPAL of SBE failure.

**Response:**

The FRU callouts are calculated at the time of the failure. See the error log for the actual replacement strategy.

---

**BC812850****Explanation:**

A problem occurred during the IPL.

**Response:**

The FRU callouts are calculated at the time of the failure. See the error log for the actual replacement strategy.

---

**BC812851****Explanation:**

A problem occurred during the IPL.

**Response:**

The FRU callouts are calculated at the time of the failure. See the error log for the actual replacement strategy.

---

**BC812852****Explanation:**

During processor/memory subsystem initialization, an error was encountered: SBE booted from unexpected side.

**Response:**

The FRU callouts are calculated at the time of the failure. See the error log for the actual replacement strategy.

---

**BC812853****Explanation:**

During processor/memory subsystem initialization, an error was encountered: There is no recovery action on the SBE. We're guarding this proc.

**Response:**

The FRU callouts are calculated at the time of the failure. See the error log for the actual replacement strategy.

---

**BC812854****Explanation:**

The SBE did not start, we will attempt a reboot if possible.

**Response:**

The FRU callouts are calculated at the time of the failure. See the error log for the actual replacement strategy.

---

**BC812856****Explanation:**

During processor/memory subsystem initialization, an error was encountered: This function was called incorrectly or there is a new enum that is not handled yet.

**Response:**

The FRU callouts are calculated at the time of the failure. See the error log for the actual replacement strategy.



---

**BC812857****Explanation:**

FFDC associated with boot device failing to boot.

**Response:**

The FRU callouts are calculated at the time of the failure. See the error log for the actual replacement strategy.

---

**BC812858****Explanation:**

A processor in the system has failed to initialize.

**Response:**

The FRU callouts are calculated at the time of the failure. See the error log for the actual replacement strategy.

---

**BC81285B****Explanation:**

Extra FFDC gathered, marked information event.

**Response:**

The FRU callouts are calculated at the time of the failure. See the error log for the actual replacement strategy.

---

**BC81285C****Explanation:**

Processor Error.

**Response:**

The FRU callouts are calculated at the time of the failure. See the error log for the actual replacement strategy.

---

**BC81285D****Explanation:**

Processor Error.

**Response:**

The FRU callouts are calculated at the time of the failure. See the error log for the actual replacement strategy.

---

**BC81285E****Explanation:**

Processor Error.

**Response:**

The FRU callouts are calculated at the time of the failure. See the error log for the actual replacement strategy.

---

**BC81285F****Explanation:**

During processor/memory subsystem initialization, an error was encountered: Call to PSU Chip Op returned an unexpected message type.

**Response:**

The FRU callouts are calculated at the time of the failure. See the error log for the actual replacement strategy.

---

**BC812861****Explanation:**

During processor/memory subsystem initialization, an error was encountered: Could not register mailbox message queue.

**Response:**

The FRU callouts are calculated at the time of the failure. See the error log for the actual replacement strategy.

---

**BC812862****Explanation:**

Processor Error.

**Response:**

The FRU callouts are calculated at the time of the failure. See the error log for the actual replacement strategy.

---

**BC812BA0****Explanation:**

Failure detected in security subsystem.

**Response:**

The FRU callouts are calculated at the time of the failure. See the error log for the actual replacement strategy.

---

**BC812BA2****Explanation:**

Failure detected in security subsystem.

**Response:**

The FRU callouts are calculated at the time of the failure. See the error log for the actual replacement strategy.

---

**BC812BA3****Explanation:**

Failure detected in security subsystem.

**Response:**

The FRU callouts are calculated at the time of the failure. See the error log for the actual replacement strategy.

---

**BC812BA4****Explanation:**

Failure detected in security subsystem.

**Response:**

The FRU callouts are calculated at the time of the failure. See the error log for the actual replacement strategy.

---

**BC812BA5****Explanation:**

Failure detected in security subsystem.

**Response:**

The FRU callouts are calculated at the time of the failure. See the error log for the actual replacement strategy.

---

**BC812BA6****Explanation:**

Failure detected in security subsystem.

**Response:**

The FRU callouts are calculated at the time of the failure. See the error log for the actual replacement strategy.

---

**BC812BA7****Explanation:**

Failure detected in security subsystem.

**Response:**

The FRU callouts are calculated at the time of the failure. See the error log for the actual replacement strategy.

---

**BC812BA8****Explanation:**

Failure detected in security subsystem.

**Response:**

The FRU callouts are calculated at the time of the failure. See the error log for the actual replacement strategy.

---

**BC812BA9****Explanation:**

During processor/memory subsystem initialization, an error was encountered: Unmarshal error while replaying tpm log.

**Response:**

The FRU callouts are calculated at the time of the failure. See the error log for the actual replacement strategy.

---

**BC812BAA****Explanation:**

TPM log overflow.

**Response:**

The FRU callouts are calculated at the time of the failure. See the error log for the actual replacement strategy.

---

**BC812BAB****Explanation:**

TPM log operation failure.

**Response:**

The FRU callouts are calculated at the time of the failure. See the error log for the actual replacement strategy.

---

**BC812BAC****Explanation:**

TPM log buffer init failure.

**Response:**

The FRU callouts are calculated at the time of the failure. See the error log for the actual replacement strategy.

---

**BC812BAD****Explanation:**

The system is configured for Secure Boot and trusted platform module required mode; at least one functional trusted platform module is required to boot the system, but none are available. Therefore, the system will terminate. Trusted platform module required mode may be disabled via the appropriate systems management interface to allow platform boot without the remote trusted attestation capability. Look for other errors which call out the trusted platform module and follow the repair actions for these errors.

**Response:**

The FRU callouts are calculated at the time of the failure. See the error log for the actual replacement strategy.

---

**BC812BAE****Explanation:**

Failure detected in security subsystem.

**Response:**

The FRU callouts are calculated at the time of the failure. See the error log for the actual replacement strategy.

---

**BC812BAF****Explanation:**

Failure detected in security subsystem.

**Response:**

The FRU callouts are calculated at the time of the failure. See the error log for the actual replacement strategy.

---

**BC812BB0****Explanation:**

TPM log invalid format.

**Response:**

The FRU callouts are calculated at the time of the failure. See the error log for the actual replacement strategy.

---

**BC812BB1**

**Explanation:**

Firmware error during system boot.

**Response:**

The FRU callouts are calculated at the time of the failure. See the error log for the actual replacement strategy.

---

**BC812BB2****Explanation:**

Firmware error during system boot.

**Response:**

The FRU callouts are calculated at the time of the failure. See the error log for the actual replacement strategy.

---

**BC812BB3****Explanation:**

Firmware error during system boot.

**Response:**

The FRU callouts are calculated at the time of the failure. See the error log for the actual replacement strategy.

---

**BC812BB4****Explanation:**

Platform security problem detected.

**Response:**

The FRU callouts are calculated at the time of the failure. See the error log for the actual replacement strategy.

---

**BC812BB5****Explanation:**

Failure detected in security subsystem.

**Response:**

The FRU callouts are calculated at the time of the failure. See the error log for the actual replacement strategy.

---

**BC812BB7****Explanation:**

Trusted Boot failure.

**Response:**

The FRU callouts are calculated at the time of the failure. See the error log for the actual replacement strategy.

---

**BC812BB8****Explanation:**

Trusted boot failure.

**Response:**

The FRU callouts are calculated at the time of the failure. See the error log for the actual replacement strategy.

---

**BC812BB9****Explanation:**

Trusted boot failure.

**Response:**

The FRU callouts are calculated at the time of the failure. See the error log for the actual replacement strategy.

---

**BC812BBA****Explanation:**

Trusted boot failure.

**Response:**

The FRU callouts are calculated at the time of the failure. See the error log for the actual replacement strategy.

---

**BC812BBB****Explanation:**

Trusted boot failure.

**Response:**

The FRU callouts are calculated at the time of the failure. See the error log for the actual replacement strategy.

---

**BC812BBC****Explanation:**

Trusted boot failure.

**Response:**

The FRU callouts are calculated at the time of the failure. See the error log for the actual replacement strategy.

---

**BC812BBD****Explanation:**

trustedboot failure.

**Response:**

The FRU callouts are calculated at the time of the failure. See the error log for the actual replacement strategy.

---

**BC813325****Explanation:**

During processor/memory subsystem initialization, an error was encountered: Unable to resolve other end of xbus.

**Response:**

The FRU callouts are calculated at the time of the failure. See the error log for the actual replacement strategy.

---

**BC813326****Explanation:**

During processor/memory subsystem initialization, an error was encountered: Unable to resolve other end of xbus.

**Response:**

The FRU callouts are calculated at the time of the failure. See the error log for the actual replacement strategy.

---

**BC813327**

**Explanation:**

Firmware Error.

**Response:**

The FRU callouts are calculated at the time of the failure. See the error log for the actual replacement strategy.

---

**BC813328**

**Explanation:**

Firmware Error.

**Response:**

The FRU callouts are calculated at the time of the failure. See the error log for the actual replacement strategy.

---

**BC813329**

**Explanation:**

Firmware Error.

**Response:**

The FRU callouts are calculated at the time of the failure. See the error log for the actual replacement strategy.

---

**BC81332A**

**Explanation:**

Firmware Error.

**Response:**

The FRU callouts are calculated at the time of the failure. See the error log for the actual replacement strategy.

---

**BC81332B**

**Explanation:**

Firmware Error.

**Response:**

The FRU callouts are calculated at the time of the failure. See the error log for the actual replacement strategy.

---

**BC81332C**

**Explanation:**

Firmware Error.

**Response:**

The FRU callouts are calculated at the time of the failure. See the error log for the actual replacement strategy.

---

**BC81332D**

**Explanation:**

Firmware Error.

**Response:**

The FRU callouts are calculated at the time of the failure. See the error log for the actual replacement strategy.

---

**BC81332E**

**Explanation:**

Firmware Error.

**Response:**

The FRU callouts are calculated at the time of the failure. See the error log for the actual replacement strategy.

---

**BC81332F**

**Explanation:**

Firmware Error.

**Response:**

The FRU callouts are calculated at the time of the failure. See the error log for the actual replacement strategy.

---

**BC813330**

**Explanation:**

Firmware Error.

**Response:**

The FRU callouts are calculated at the time of the failure. See the error log for the actual replacement strategy.

---

**BC813331**

**Explanation:**

Firmware Error.

**Response:**

The FRU callouts are calculated at the time of the failure. See the error log for the actual replacement strategy.

---

**BC813332**

**Explanation:**

Firmware Error.

**Response:**

The FRU callouts are calculated at the time of the failure. See the error log for the actual replacement strategy.

---

**BC813333**

**Explanation:**

Firmware Error.

**Response:**

The FRU callouts are calculated at the time of the failure. See the error log for the actual replacement strategy.

---

**BC813334****Explanation:**

During processor/memory subsystem initialization, an error was encountered: platGetMBvpdMemoryDataVersion could not find the expected 1 mba from the passed dimm target.

**Response:**

The FRU callouts are calculated at the time of the failure. See the error log for the actual replacement strategy.

---

**BC813335****Explanation:**

During processor/memory subsystem initialization, an error was encountered: platGetMBvpdMemoryDataVersion could not find an mba parent target from the passed in dimm target.

**Response:**

The FRU callouts are calculated at the time of the failure. See the error log for the actual replacement strategy.

---

**BC813336****Explanation:**

During processor/memory subsystem initialization, an error was encountered: platGetMBvpdMemoryDataVersion could not find any child mba's from the passed in target of type TYPE\_MEMBUF.

**Response:**

The FRU callouts are calculated at the time of the failure. See the error log for the actual replacement strategy.

---

**BC813337****Explanation:**

During processor/memory subsystem initialization, an error was encountered: platGetMBvpdMemoryDataVersion requires a target of type TYPE\_MBA or TYPE\_MEMBUF.

**Response:**

The FRU callouts are calculated at the time of the failure. See the error log for the actual replacement strategy.

---

**BC813339****Explanation:**

Internal firmware error.

**Response:**

The FRU callouts are calculated at the time of the failure. See the error log for the actual replacement strategy.

---

**BC81333A****Explanation:**

Internal firmware error.

**Response:**

The FRU callouts are calculated at the time of the failure. See the error log for the actual replacement strategy.

---

**BC81333B****Explanation:**

Internal firmware error.

**Response:**

The FRU callouts are calculated at the time of the failure. See the error log for the actual replacement strategy.

---

**BC81333C****Explanation:**

Internal firmware error.

**Response:**

The FRU callouts are calculated at the time of the failure. See the error log for the actual replacement strategy.

---

**BC81333D****Explanation:**

Internal firmware error.

**Response:**

The FRU callouts are calculated at the time of the failure. See the error log for the actual replacement strategy.

---

**BC81333E****Explanation:**

Internal firmware error.

**Response:**

The FRU callouts are calculated at the time of the failure. See the error log for the actual replacement strategy.

---

**BC813340****Explanation:**

Internal firmware error.

**Response:**

The FRU callouts are calculated at the time of the failure. See the error log for the actual replacement strategy.

---

**BC813343****Explanation:**

Internal firmware error.

**Response:**

The FRU callouts are calculated at the time of the failure. See the error log for the actual replacement strategy.

---

**BC813403****Explanation:**

A problem occurred while running processor boot code.

**Response:**

The FRU callouts are calculated at the time of the failure. See the error log for the actual replacement strategy.

---

**BC813404****Explanation:**

A problem occurred while running processor boot code.

**Response:**

The FRU callouts are calculated at the time of the failure. See the error log for the actual replacement strategy.

---

**BC813405****Explanation:**

A problem occurred while running processor boot code.

**Response:**

The FRU callouts are calculated at the time of the failure. See the error log for the actual replacement strategy.

---

**BC813406****Explanation:**

A problem occurred while running processor boot code.

**Response:**

The FRU callouts are calculated at the time of the failure. See the error log for the actual replacement strategy.

---

**BC813407****Explanation:**

A problem occurred while running processor boot code.

**Response:**

The FRU callouts are calculated at the time of the failure. See the error log for the actual replacement strategy.

---

**BC813408****Explanation:**

A problem occurred while running processor boot code.

**Response:**

The FRU callouts are calculated at the time of the failure. See the error log for the actual replacement strategy.

---

**BC813409****Explanation:**

A problem occurred while running processor boot code.

**Response:**

The FRU callouts are calculated at the time of the failure. See the error log for the actual replacement strategy.

---

**BC81340A****Explanation:**

A problem occurred while running processor boot code.

**Response:**

The FRU callouts are calculated at the time of the failure. See the error log for the actual replacement strategy.

---

**BC81340B****Explanation:**

A problem occurred while running processor boot code.

**Response:**

The FRU callouts are calculated at the time of the failure. See the error log for the actual replacement strategy.

---

**BC81340C****Explanation:**

A problem occurred while running processor boot code.

**Response:**

The FRU callouts are calculated at the time of the failure. See the error log for the actual replacement strategy.

---

**BC81340F****Explanation:**

Failed to load boot firmware.

**Response:**

The FRU callouts are calculated at the time of the failure. See the error log for the actual replacement strategy.

---

**BC813501****Explanation:**

During processor/memory subsystem initialization, an error was encountered: Invalid operation type.

**Response:**

The FRU callouts are calculated at the time of the failure. See the error log for the actual replacement strategy.

---

**BC813502****Explanation:**

A problem was detected during the IPL of the system: Device type not supported.

**Response:**

The FRU callouts are calculated at the time of the failure. See the error log for the actual replacement strategy.

---

**BC813503****Explanation:**

During processor/memory subsystem initialization, an error was encountered: NVDIMM attribute was not found.

**Response:**

The FRU callouts are calculated at the time of the failure. See the error log for the actual replacement strategy.

---

**BC813505****Explanation:**

During processor/memory subsystem initialization, an error was encountered: I2C master entity path doesn't exist.

**Response:**

The FRU callouts are calculated at the time of the failure. See the error log for the actual replacement strategy.

---

**BC813506****Explanation:**

During processor/memory subsystem initialization, an error was encountered: I2C master path target is null.

**Response:**

The FRU callouts are calculated at the time of the failure. See the error log for the actual replacement strategy.

---

**BC813507****Explanation:**

During processor/memory subsystem initialization, an error was encountered: Invalid address offset size.

**Response:**

The FRU callouts are calculated at the time of the failure. See the error log for the actual replacement strategy.

---

**BC813508****Explanation:**

A problem occurred during the IPL of the system: I2C buffer offset is too large.

**Response:**

The FRU callouts are calculated at the time of the failure. See the error log for the actual replacement strategy.

---

**BC813509****Explanation:**

During processor/memory subsystem initialization, an error was encountered: I2C write page size is zero.

**Response:**

The FRU callouts are calculated at the time of the failure. See the error log for the actual replacement strategy.

---

**BC81350A****Explanation:**

During processor/memory subsystem initialization, an error was encountered: NVDIMM register offset out of bound.

**Response:**

The FRU callouts are calculated at the time of the failure. See the error log for the actual replacement strategy.

---

**BC81350D****Explanation:**

NVDIMM timed out.

**Response:**

The FRU callouts are calculated at the time of the failure. See the error log for the actual replacement strategy.

---

**BC81350E****Explanation:**

NVDIMM timed out.

**Response:**

The FRU callouts are calculated at the time of the failure. See the error log for the actual replacement strategy.

---

**BC81350F****Explanation:**

NVDIMM timed out.

**Response:**

The FRU callouts are calculated at the time of the failure. See the error log for the actual replacement strategy.

---

**BC813512****Explanation:**

NVDIMM encountered error setting the energy source policy.

**Response:**

The FRU callouts are calculated at the time of the failure. See the error log for the actual replacement strategy.

---

**BC813516****Explanation:**

Encountered error performing internal operation on NVDIMM.

**Response:**

The FRU callouts are calculated at the time of the failure. See the error log for the actual replacement strategy.

---

**BC813517****Explanation:**

NVDIMM timed out.

**Response:**

The FRU callouts are calculated at the time of the failure. See the error log for the actual replacement strategy.

---

**BC813518****Explanation:**

NVDIMM encountered error arming save trigger.

**Response:**

The FRU callouts are calculated at the time of the failure. See the error log for the actual replacement strategy.

---

**BC813519****Explanation:**

NVDIMM error erasing data image.

**Response:**

The FRU callouts are calculated at the time of the failure. See the error log for the actual replacement strategy.

---

**BC81351A****Explanation:**

NVDIMM failed to restore data.

**Response:**

The FRU callouts are calculated at the time of the failure. See the error log for the actual replacement strategy.

---

**BC81351B****Explanation:**

NVDIMM not ready.

**Response:**

The FRU callouts are calculated at the time of the failure. See the error log for the actual replacement strategy.

---

**BC81351C****Explanation:**

Internal firmware error.

**Response:**

The FRU callouts are calculated at the time of the failure. See the error log for the actual replacement strategy.

---

**BC81351D****Explanation:**

NVDIMM not updated.

**Response:**

The FRU callouts are calculated at the time of the failure. See the error log for the actual replacement strategy.

---

**BC81351E****Explanation:**

NVDIMM not updated.

**Response:**

The FRU callouts are calculated at the time of the failure. See the error log for the actual replacement strategy.

---

**BC81351F****Explanation:**

NVDIMM not updated.

**Response:**

The FRU callouts are calculated at the time of the failure. See the error log for the actual replacement strategy.

---

**BC813520****Explanation:**

NVDIMM not updated.

**Response:**

The FRU callouts are calculated at the time of the failure. See the error log for the actual replacement strategy.

---

**BC813521****Explanation:**

NVDIMM not updated.

**Response:**

The FRU callouts are calculated at the time of the failure. See the error log for the actual replacement strategy.

---

**BC813522****Explanation:**

NVDIMM not updated.

**Response:**

The FRU callouts are calculated at the time of the failure. See the error log for the actual replacement strategy.

---

**BC813523**



**Explanation:**

NVDIMM not updated.

**Response:**

The FRU callouts are calculated at the time of the failure. See the error log for the actual replacement strategy.

---

**BC813524****Explanation:**

NVDIMM not updated.

**Response:**

The FRU callouts are calculated at the time of the failure. See the error log for the actual replacement strategy.

---

**BC813525****Explanation:**

NVDIMM not updated.

**Response:**

The FRU callouts are calculated at the time of the failure. See the error log for the actual replacement strategy.

---

**BC813526****Explanation:**

NVDIMM not updated.

**Response:**

The FRU callouts are calculated at the time of the failure. See the error log for the actual replacement strategy.

---

**BC813527****Explanation:**

NVDIMM not updated.

**Response:**

The FRU callouts are calculated at the time of the failure. See the error log for the actual replacement strategy.

---

**BC813528****Explanation:**

NVDIMM update started.

**Response:**

The FRU callouts are calculated at the time of the failure. See the error log for the actual replacement strategy.

---

**BC813529****Explanation:**

NVDIMM was successfully updated.

**Response:**

The FRU callouts are calculated at the time of the failure. See the error log for the actual replacement strategy.

---

**BC81352A****Explanation:**

NVDIMM error generating encryption keys.

**Response:**

The FRU callouts are calculated at the time of the failure. See the error log for the actual replacement strategy.

---

**BC81352B****Explanation:**

NVDIMM error erasing data image.

**Response:**

The FRU callouts are calculated at the time of the failure. See the error log for the actual replacement strategy.

---

**BC81352C****Explanation:**

NVDIMM error during Catastrophic Save.

**Response:**

The FRU callouts are calculated at the time of the failure. See the error log for the actual replacement strategy.

---

**BC81352D****Explanation:**

NVDIMM failed module health status check.

**Response:**

The FRU callouts are calculated at the time of the failure. See the error log for the actual replacement strategy.

---

**BC81352E****Explanation:**

NVDIMM failed module health status check.

**Response:**

The FRU callouts are calculated at the time of the failure. See the error log for the actual replacement strategy.

---

**BC81352F****Explanation:**

NVDIMM failed module health status check.

**Response:**

The FRU callouts are calculated at the time of the failure. See the error log for the actual replacement strategy.

---

**BC813538****Explanation:**

NVDIMM failed module health status check.

**Response:**

The FRU callouts are calculated at the time of the failure. See the error log for the actual replacement strategy.

---

**BC81353E****Explanation:**

NVDIMM failed to enable event notificaitons.

**Response:**

The FRU callouts are calculated at the time of the failure. See the error log for the actual replacement strategy.

---

**BC81353F****Explanation:**

NVDIMM register error.

**Response:**

The FRU callouts are calculated at the time of the failure. See the error log for the actual replacement strategy.

---

**BC813540****Explanation:**

NVDIMM encryption error.

**Response:**

The FRU callouts are calculated at the time of the failure. See the error log for the actual replacement strategy.

---

**BC813541****Explanation:**

NVDIMM register error.

**Response:**

The FRU callouts are calculated at the time of the failure. See the error log for the actual replacement strategy.

---

**BC813542****Explanation:**

NVDIMM register error.

**Response:**

The FRU callouts are calculated at the time of the failure. See the error log for the actual replacement strategy.

---

**BC813543****Explanation:**

NVDIMM encryption error.

**Response:**

The FRU callouts are calculated at the time of the failure. See the error log for the actual replacement strategy.

---

**BC813544****Explanation:**

NVDIMM encryption error.

**Response:**

The FRU callouts are calculated at the time of the failure. See the error log for the actual replacement strategy.

---

**BC813545****Explanation:**

NVDIMM encryption error.

**Response:**

The FRU callouts are calculated at the time of the failure. See the error log for the actual replacement strategy.

---

**BC813546****Explanation:**

NVDIMM encryption error.

**Response:**

The FRU callouts are calculated at the time of the failure. See the error log for the actual replacement strategy.

---

**BC813548****Explanation:**

NVDIMM encryption error.

**Response:**

The FRU callouts are calculated at the time of the failure. See the error log for the actual replacement strategy.

---

**BC813549****Explanation:**

NVDIMM ES health check failed.

**Response:**

The FRU callouts are calculated at the time of the failure. See the error log for the actual replacement strategy.

---

**BC81354A****Explanation:**

NVDIMM ES health check failed.

**Response:**

The FRU callouts are calculated at the time of the failure. See the error log for the actual replacement strategy.

---

**BC81354B****Explanation:**

NVDIMM ES health check failed.

**Response:**

The FRU callouts are calculated at the time of the failure. See the error log for the actual replacement strategy.

---

**BC81354C****Explanation:**

NVDIMM ES health check failed.

**Response:**

The FRU callouts are calculated at the time of the failure. See the error log for the actual replacement strategy.

---

**BC81354D**

**Explanation:**

NVDIMM NVM health check failed.

**Response:**

The FRU callouts are calculated at the time of the failure. See the error log for the actual replacement strategy.

---

**BC81354E**

**Explanation:**

NVDIMM logging error.

**Response:**

The FRU callouts are calculated at the time of the failure. See the error log for the actual replacement strategy.

---

**BC81354F**

**Explanation:**

NVDIMM logging error.

**Response:**

The FRU callouts are calculated at the time of the failure. See the error log for the actual replacement strategy.

---

**BC813550**

**Explanation:**

NVDIMM incorrect firmware slot.

**Response:**

The FRU callouts are calculated at the time of the failure. See the error log for the actual replacement strategy.

---

**BC813551**

**Explanation:**

NVDIMM error during nvdimm erase.

**Response:**

The FRU callouts are calculated at the time of the failure. See the error log for the actual replacement strategy.

---

**BC813552**

**Explanation:**

NVDIMM failed the arm precheck and is unable to arm.

**Response:**

The FRU callouts are calculated at the time of the failure. See the error log for the actual replacement strategy.

---

**BC813553**

**Explanation:**

NVDIMM failed to ARM.

**Response:**

The FRU callouts are calculated at the time of the failure. See the error log for the actual replacement strategy.

---

**BC813554**

**Explanation:**

NVDIMM requires an arm retry.

**Response:**

The FRU callouts are calculated at the time of the failure. See the error log for the actual replacement strategy.

---

**BC813555**

**Explanation:**

NVDIMM not updated.

**Response:**

The FRU callouts are calculated at the time of the failure. See the error log for the actual replacement strategy.

---

**BC813556**

**Explanation:**

NVDIMM not running latest firmware level.

**Response:**

The FRU callouts are calculated at the time of the failure. See the error log for the actual replacement strategy.

---

**BC813557**

**Explanation:**

NVDIMM erase error.

**Response:**

The FRU callouts are calculated at the time of the failure. See the error log for the actual replacement strategy.

---

**BC813558**

**Explanation:**

NVDIMM erase error.

**Response:**

The FRU callouts are calculated at the time of the failure. See the error log for the actual replacement strategy.

---

**BC813601**

**Explanation:**

A problem occurred during the IPL of the system: Invalid data length for a SCOM operation.

**Response:**

The FRU callouts are calculated at the time of the failure. See the error log for the actual replacement strategy.

---

**BC813602****Explanation:**

A problem occurred during the IPL of the system: Invalid target type for a SCOM operation.

**Response:**

The FRU callouts are calculated at the time of the failure. See the error log for the actual replacement strategy.

---

**BC813603****Explanation:**

A problem occurred during the IPL of the system: Invalid operation type for a SCOM operation.

**Response:**

The FRU callouts are calculated at the time of the failure. See the error log for the actual replacement strategy.

---

**BC813604****Explanation:**

A problem occurred during the IPL of the system: Invalid address for a SCOM operation.

**Response:**

The FRU callouts are calculated at the time of the failure. See the error log for the actual replacement strategy.

---

**BC813701****Explanation:**

Unexpected memory subsystem firmware error.

**Response:**

The FRU callouts are calculated at the time of the failure. See the error log for the actual replacement strategy.

---

**BC813702****Explanation:**

Unexpected memory subsystem firmware error.

**Response:**

The FRU callouts are calculated at the time of the failure. See the error log for the actual replacement strategy.

---

**BC813703****Explanation:**

Unexpected memory subsystem firmware error.

**Response:**

The FRU callouts are calculated at the time of the failure. See the error log for the actual replacement strategy.

---

**BC813704****Explanation:**

Unexpected memory subsystem firmware error.

**Response:**

The FRU callouts are calculated at the time of the failure. See the error log for the actual replacement strategy.

---

**BC813705****Explanation:**

Unexpected memory subsystem firmware error.

**Response:**

The FRU callouts are calculated at the time of the failure. See the error log for the actual replacement strategy.

---

**BC813706****Explanation:**

Unexpected memory subsystem firmware error.

**Response:**

The FRU callouts are calculated at the time of the failure. See the error log for the actual replacement strategy.

---

**BC813707****Explanation:**

Unexpected memory subsystem firmware error.

**Response:**

The FRU callouts are calculated at the time of the failure. See the error log for the actual replacement strategy.

---

**BC813708****Explanation:**

Unexpected memory subsystem firmware error.

**Response:**

The FRU callouts are calculated at the time of the failure. See the error log for the actual replacement strategy.

---

**BC813709****Explanation:**

Unexpected memory subsystem firmware error.

**Response:**

The FRU callouts are calculated at the time of the failure. See the error log for the actual replacement strategy.

---

**BC81370A****Explanation:**

Unexpected memory subsystem firmware error.

**Response:**

The FRU callouts are calculated at the time of the failure. See the error log for the actual replacement strategy.

---

**BC813901****Explanation:**

Error occurred during system boot.

**Response:**

The FRU callouts are calculated at the time of the failure. See the error log for the actual replacement strategy.

---

**BC813902****Explanation:**

Error occurred during system boot.

**Response:**

The FRU callouts are calculated at the time of the failure. See the error log for the actual replacement strategy.

---

**BC814101****Explanation:**

A problem occurred during the IPL of the system:  
Internal Firmware Error.

**Response:**

The FRU callouts are calculated at the time of the failure. See the error log for the actual replacement strategy.

---

**BC814102****Explanation:**

A problem occurred during the IPL of the system:  
Internal Firmware Error.

**Response:**

The FRU callouts are calculated at the time of the failure. See the error log for the actual replacement strategy.

---

**BC814103****Explanation:**

Unexpected IPL firmware data format error.

**Response:**

The FRU callouts are calculated at the time of the failure. See the error log for the actual replacement strategy.

---

**BC814104****Explanation:**

Unexpected IPL firmware data format error.

**Response:**

The FRU callouts are calculated at the time of the failure. See the error log for the actual replacement strategy.

---

**BC814105****Explanation:**

Unexpected IPL firmware data format error.

**Response:**

The FRU callouts are calculated at the time of the failure. See the error log for the actual replacement strategy.

---

**BC814106****Explanation:**

Unsupported device found during firmware IPL.

**Response:**

The FRU callouts are calculated at the time of the failure. See the error log for the actual replacement strategy.

---

**BC814107****Explanation:**

Unexpected boot firmware data format error.

**Response:**

The FRU callouts are calculated at the time of the failure. See the error log for the actual replacement strategy.

---

**BC814108****Explanation:**

Unexpected IPL firmware data format error.

**Response:**

The FRU callouts are calculated at the time of the failure. See the error log for the actual replacement strategy.

---

**BC814109****Explanation:**

Unexpected IPL firmware data format error.

**Response:**

The FRU callouts are calculated at the time of the failure. See the error log for the actual replacement strategy.

---

**BC81410A****Explanation:**

PCIe hotplug controller flash update failure.

**Response:**

The FRU callouts are calculated at the time of the failure. See the error log for the actual replacement strategy.

---

**BC81410B****Explanation:**

PCIe hotplug controller flash update failure.

**Response:**

The FRU callouts are calculated at the time of the failure. See the error log for the actual replacement strategy.

---

**BC81410C****Explanation:**

A problem occurred during the IPL of the system:  
Internal Firmware Error.

**Response:**

The FRU callouts are calculated at the time of the failure. See the error log for the actual replacement strategy.

---

**BC81410D****Explanation:**

Unexpected IPL firmware data format error.

**Response:**

The FRU callouts are calculated at the time of the failure. See the error log for the actual replacement strategy.

---

**BC81430C****Explanation:**

A problem occurred during IPL of the system.

**Response:**

The FRU callouts are calculated at the time of the failure. See the error log for the actual replacement strategy.

---

**BC81430D****Explanation:**

A problem occurred during IPL of the system.

**Response:**

The FRU callouts are calculated at the time of the failure. See the error log for the actual replacement strategy.

---

**BC81430E****Explanation:**

A problem occurred during IPL of the system.

**Response:**

The FRU callouts are calculated at the time of the failure. See the error log for the actual replacement strategy.

---

**BC81430F****Explanation:**

A problem occurred during IPL of the system.

**Response:**

The FRU callouts are calculated at the time of the failure. See the error log for the actual replacement strategy.

---

**BC8143FB****Explanation:**

Informational log associated with DIMM updates.

**Response:**

The FRU callouts are calculated at the time of the failure. See the error log for the actual replacement strategy.

---

**BC8143FC****Explanation:**

Informational log associated with DIMM updates.

**Response:**

The FRU callouts are calculated at the time of the failure. See the error log for the actual replacement strategy.

---

**BC8143FD****Explanation:**

Informational log associated with DIMM updates.

**Response:**

The FRU callouts are calculated at the time of the failure. See the error log for the actual replacement strategy.

---

**BC8143FE****Explanation:**

Informational log associated with DIMM updates.

**Response:**

The FRU callouts are calculated at the time of the failure. See the error log for the actual replacement strategy.

---

**BC814601****Explanation:**

A problem occurred during the IPL of the system.

**Response:**

The FRU callouts are calculated at the time of the failure. See the error log for the actual replacement strategy.

---

**BC814705****Explanation:**

A problem occurred during the IPL of the system.

**Response:**

The FRU callouts are calculated at the time of the failure. See the error log for the actual replacement strategy.

---

**BC814708****Explanation:**

A problem occurred during the IPL of the system.

**Response:**

The FRU callouts are calculated at the time of the failure. See the error log for the actual replacement strategy.

---

**BC819001****Explanation:**

Firmware encountered an internal error while retrieving target data.

**Response:**

The FRU callouts are calculated at the time of the failure. See the error log for the actual replacement strategy.

---

**BC819002**

**Explanation:**

Firmware encountered an internal error while retrieving target data.

**Response:**

The FRU callouts are calculated at the time of the failure. See the error log for the actual replacement strategy.

---

**BC819003**

**Explanation:**

Firmware encountered an internal error while retrieving attribute data.

**Response:**

The FRU callouts are calculated at the time of the failure. See the error log for the actual replacement strategy.

---

**BC819004**

**Explanation:**

Firmware encountered an internal error while retrieving attribute data.

**Response:**

The FRU callouts are calculated at the time of the failure. See the error log for the actual replacement strategy.

---

**BC819005**

**Explanation:**

Firmware encountered an internal error.

**Response:**

The FRU callouts are calculated at the time of the failure. See the error log for the actual replacement strategy.

---

**BC819006**

**Explanation:**

Firmware encountered an internal error while retrieving target data.

**Response:**

The FRU callouts are calculated at the time of the failure. See the error log for the actual replacement strategy.

---

**BC81900A**

**Explanation:**

Firmware encountered an internal error.

**Response:**

The FRU callouts are calculated at the time of the failure. See the error log for the actual replacement strategy.

---

**BC81900B**

**Explanation:**

Firmware encountered an internal error.

**Response:**

The FRU callouts are calculated at the time of the failure. See the error log for the actual replacement strategy.

---

**BC81900D**

**Explanation:**

Firmware encountered an internal error.

**Response:**

The FRU callouts are calculated at the time of the failure. See the error log for the actual replacement strategy.

---

**BC81900E**

**Explanation:**

Firmware encountered an internal error.

**Response:**

The FRU callouts are calculated at the time of the failure. See the error log for the actual replacement strategy.

---

**BC81900F**

**Explanation:**

Firmware encountered an internal error.

**Response:**

The FRU callouts are calculated at the time of the failure. See the error log for the actual replacement strategy.

---

**BC819010**

**Explanation:**

Firmware encountered an internal error.

**Response:**

The FRU callouts are calculated at the time of the failure. See the error log for the actual replacement strategy.

---

**BC819011**

**Explanation:**

During processor/memory subsystem initialization, an error was encountered: Failed trying to add another entry to a mainstore area address range array.

**Response:**

The FRU callouts are calculated at the time of the failure. See the error log for the actual replacement strategy.

---

**BC819012****Explanation:**

During processor/memory subsystem initialization, an error was encountered: Attempted to add a RAM FRU for an invalid mainstore area.

**Response:**

The FRU callouts are calculated at the time of the failure. See the error log for the actual replacement strategy.

---

**BC819014****Explanation:**

Firmware encountered an internal error while retrieving target handle.

**Response:**

The FRU callouts are calculated at the time of the failure. See the error log for the actual replacement strategy.

---

**BC819015****Explanation:**

Firmware encountered an internal error.

**Response:**

The FRU callouts are calculated at the time of the failure. See the error log for the actual replacement strategy.

---

**BC819016****Explanation:**

Firmware encountered an internal error.

**Response:**

The FRU callouts are calculated at the time of the failure. See the error log for the actual replacement strategy.

---

**BC819017****Explanation:**

Firmware encountered an internal error.

**Response:**

The FRU callouts are calculated at the time of the failure. See the error log for the actual replacement strategy.

---

**BC819018****Explanation:**

Firmware encountered an internal error.

**Response:**

The FRU callouts are calculated at the time of the failure. See the error log for the actual replacement strategy.

---

**BC819019****Explanation:**

Firmware encountered an internal error.

**Response:**

The FRU callouts are calculated at the time of the failure. See the error log for the actual replacement strategy.

---

**BC81901A****Explanation:**

Firmware encountered an internal error.

**Response:**

The FRU callouts are calculated at the time of the failure. See the error log for the actual replacement strategy.

---

**BC81901B****Explanation:**

Firmware encountered an internal error.

**Response:**

The FRU callouts are calculated at the time of the failure. See the error log for the actual replacement strategy.

---

**BC81901C****Explanation:**

Firmware encountered an internal error.

**Response:**

The FRU callouts are calculated at the time of the failure. See the error log for the actual replacement strategy.

---

**BC81901E****Explanation:**

Firmware encountered an internal error while getting obus brick ID.

**Response:**

The FRU callouts are calculated at the time of the failure. See the error log for the actual replacement strategy.

---

**BC81901F****Explanation:**

Firmware encountered an internal error while getting obus frequency bucket.

**Response:**

The FRU callouts are calculated at the time of the failure. See the error log for the actual replacement strategy.

---

**BC819020****Explanation:**

Firmware encountered an internal error while finding proc model and ec.

**Response:**

The FRU callouts are calculated at the time of the failure. See the error log for the actual replacement strategy.



---

**BC819021****Explanation:**

Firmware encountered an internal error while retrieving obus pll frequency values.

**Response:**

The FRU callouts are calculated at the time of the failure. See the error log for the actual replacement strategy.

---

**BC81E504****Explanation:**

During processor/memory subsystem initialization, an error was encountered: CEC hardware failure detected.

**Response:**

The FRU callouts are calculated at the time of the failure. See the error log for the actual replacement strategy.

---

**BC81E540****Explanation:**

During processor/memory subsystem initialization, an error was encountered: CEC hardware failure detected. Cause is most likely hardware, but there are other callouts including Software or Next Level Support.

**Response:**

The FRU callouts are calculated at the time of the failure. See the error log for the actual replacement strategy.

---

**BC81E550****Explanation:**

There was a firmware subsystem problem, but it could also be hardware-related or require further support.

**Response:**

If this is a tracking event, no service actions are required. Otherwise, use the FRU and procedure callouts detailed with the SRC to determine service actions.

---

**BC81E560****Explanation:**

During processor/memory subsystem initialization, an error was encountered: CEC hardware failure detected. Cause is most likely Software.

**Response:**

The FRU callouts are calculated at the time of the failure. See the error log for the actual replacement strategy.

---

**BC81E570****Explanation:**

During processor/memory subsystem initialization, an error was encountered: An errorlog containing extra FFDC collected by the HWP.

**Response:**

The FRU callouts are calculated at the time of the failure. See the error log for the actual replacement strategy.

---

**BC81E580****Explanation:**

Chip diagnosis did not find any chip with an attention.

**Response:**

The FRU callouts are calculated at the time of the failure. See the error log for the actual replacement strategy.

---

**BC81E582****Explanation:**

During processor/memory subsystem initialization, an error was encountered: Invalid configuration in CS FIR Data handling.

**Response:**

The FRU callouts are calculated at the time of the failure. See the error log for the actual replacement strategy.

---

**BC81E583****Explanation:**

During processor/memory subsystem initialization, an error was encountered: NULL system target.

**Response:**

The FRU callouts are calculated at the time of the failure. See the error log for the actual replacement strategy.

---

**BC820102****Explanation:**

During processor/memory subsystem initialization, an error was encountered.

**Response:**

The FRU callouts are calculated at the time of the failure. Examine the error log for the actual replacement strategy.

---

**BC820103****Explanation:**

During processor/memory subsystem initialization, an error was encountered.

**Response:**

The FRU callouts are calculated at the time of the failure. Examine the error log for the actual replacement strategy.

---

**BC820104****Explanation:**

During processor/memory subsystem initialization, an error was encountered.

**Response:**

The FRU callouts are calculated at the time of the failure. Examine the error log for the actual replacement strategy.

---

**BC820105****Explanation:**

During processor/memory subsystem initialization, an error was encountered.

**Response:**

The FRU callouts are calculated at the time of the failure. Examine the error log for the actual replacement strategy.

---

**BC820107****Explanation:**

During processor/memory subsystem initialization, an error was encountered.

**Response:**

The FRU callouts are calculated at the time of the failure. Examine the error log for the actual replacement strategy.

---

**BC820202****Explanation:**

During processor/memory subsystem initialization, an error was encountered.

**Response:**

The FRU callouts are calculated at the time of the failure. Examine the error log for the actual replacement strategy.

---

**BC820203****Explanation:**

During processor/memory subsystem initialization, an error was encountered.

**Response:**

The FRU callouts are calculated at the time of the failure. Examine the error log for the actual replacement strategy.

---

**BC820204****Explanation:**

During processor/memory subsystem initialization, an error was encountered.

**Response:**

The FRU callouts are calculated at the time of the failure. Examine the error log for the actual replacement strategy.

---

**BC820301****Explanation:**

During processor/memory subsystem initialization, an error was encountered.

**Response:**

The FRU callouts are calculated at the time of the failure. Examine the error log for the actual replacement strategy.

---

**BC820302****Explanation:**

During processor/memory subsystem initialization, an error was encountered.

**Response:**

The FRU callouts are calculated at the time of the failure. Examine the error log for the actual replacement strategy.

---

**BC820303****Explanation:**

During processor/memory subsystem initialization, an error was encountered.

**Response:**

The FRU callouts are calculated at the time of the failure. Examine the error log for the actual replacement strategy.

---

**BC820305****Explanation:**

During processor/memory subsystem initialization, an error was encountered.

**Response:**

The FRU callouts are calculated at the time of the failure. Examine the error log for the actual replacement strategy.

---

**BC820306****Explanation:**

During processor/memory subsystem initialization, an error was encountered.

**Response:**

The FRU callouts are calculated at the time of the failure. Examine the error log for the actual replacement strategy.

---

**BC820307****Explanation:**

During processor/memory subsystem initialization, an error was encountered.

**Response:**

The FRU callouts are calculated at the time of the failure. Examine the error log for the actual replacement strategy.

---

**BC820308****Explanation:**

During processor/memory subsystem initialization, an error was encountered.

**Response:**

The FRU callouts are calculated at the time of the failure. Examine the error log for the actual replacement strategy.

---

**BC820309****Explanation:**

During processor/memory subsystem initialization, an error was encountered: Scom Translate not supported for this type.

**Response:**

The FRU callouts are calculated at the time of the failure. See the error log for the actual replacement strategy.

---

**BC82030A****Explanation:**

During processor/memory subsystem initialization, an error was encountered: Scom Translation did not modify the address.

**Response:**

The FRU callouts are calculated at the time of the failure. See the error log for the actual replacement strategy.

---

**BC82030C****Explanation:**

Firmware error during system IPL.

**Response:**

The FRU callouts are calculated at the time of the failure. See the error log for the actual replacement strategy.

---

**BC82030D****Explanation:**

Firmware error during system IPL.

**Response:**

The FRU callouts are calculated at the time of the failure. See the error log for the actual replacement strategy.

---

**BC82030E****Explanation:**

A problem occurred during the IPL of the system.

**Response:**

The FRU callouts are calculated at the time of the failure. See the error log for the actual replacement strategy.

---

**BC82030F****Explanation:**

During processor/memory subsystem initialization, an error was encountered: Bits 0:11 in user supplied data is not zero.

**Response:**

The FRU callouts are calculated at the time of the failure. See the error log for the actual replacement strategy.

---

**BC820310****Explanation:**

During processor/memory subsystem initialization, an error was encountered: No read op on form 1 indirect scom.

**Response:**

The FRU callouts are calculated at the time of the failure. See the error log for the actual replacement strategy.

---

**BC820311****Explanation:**

During processor/memory subsystem initialization, an error was encountered: Hypervisor wakeup failed.

**Response:**

The FRU callouts are calculated at the time of the failure. See the error log for the actual replacement strategy.

---

**BC820312****Explanation:**

During processor/memory subsystem initialization, an error was encountered: Wakeup runtime interface not linked.

**Response:**

The FRU callouts are calculated at the time of the failure. See the error log for the actual replacement strategy.

---

**BC820313****Explanation:**

During processor/memory subsystem initialization, an error was encountered: Disabling special wakeup when not enabled.

**Response:**

The FRU callouts are calculated at the time of the failure. See the error log for the actual replacement strategy.

---

**BC820314****Explanation:**

During processor/memory subsystem initialization, an error was encountered: Scom Translate not supported for this type.

**Response:**

The FRU callouts are calculated at the time of the failure. See the error log for the actual replacement strategy.

---

**BC820315****Explanation:**

During processor/memory subsystem initialization, an error was encountered: Error from Hypervisor attempting SCOM.

**Response:**

The FRU callouts are calculated at the time of the failure. See the error log for the actual replacement strategy.

---

**BC820316**

**Explanation:**

During processor/memory subsystem initialization, an error was encountered: Buffer size is less than allowed or NULL data buffer.

**Response:**

The FRU callouts are calculated at the time of the failure. See the error log for the actual replacement strategy.

---

**BC820317**

**Explanation:**

During processor/memory subsystem initialization, an error was encountered: Scom invalid operation type.

**Response:**

The FRU callouts are calculated at the time of the failure. See the error log for the actual replacement strategy.

---

**BC820318**

**Explanation:**

Secure Boot failure.

**Response:**

The FRU callouts are calculated at the time of the failure. See the error log for the actual replacement strategy.

---

**BC820319**

**Explanation:**

Secure Boot failure.

**Response:**

The FRU callouts are calculated at the time of the failure. See the error log for the actual replacement strategy.

---

**BC82031A**

**Explanation:**

Secure Boot failure.

**Response:**

The FRU callouts are calculated at the time of the failure. See the error log for the actual replacement strategy.

---

**BC82031B**

**Explanation:**

Secure Boot failure.

**Response:**

The FRU callouts are calculated at the time of the failure. See the error log for the actual replacement strategy.

---

**BC82031C**

**Explanation:**

Secure Boot failure.

**Response:**

The FRU callouts are calculated at the time of the failure. See the error log for the actual replacement strategy.

---

**BC82031D**

**Explanation:**

During processor/memory subsystem initialization, an error was encountered: Invalid mode parm for wakeup operation.

**Response:**

The FRU callouts are calculated at the time of the failure. See the error log for the actual replacement strategy.

---

**BC82031E**

**Explanation:**

During processor/memory subsystem initialization, an error was encountered: Unexpectedly forcing wakeup off when the counter is non-zero, implies a bug in the code flow.

**Response:**

The FRU callouts are calculated at the time of the failure. See the error log for the actual replacement strategy.

---

**BC82031F**

**Explanation:**

During processor/memory subsystem initialization, an error was encountered: Unsupported multicast op.

**Response:**

The FRU callouts are calculated at the time of the failure. See the error log for the actual replacement strategy.

---

**BC820401**

**Explanation:**

During processor/memory subsystem initialization, an error was encountered.

**Response:**

The FRU callouts are calculated at the time of the failure. Examine the error log for the actual replacement strategy.

---

**BC820402**

**Explanation:**

During processor/memory subsystem initialization, an error was encountered.

**Response:**

The FRU callouts are calculated at the time of the failure. Examine the error log for the actual replacement strategy.

---

**BC820403**

**Explanation:**

During processor/memory subsystem initialization, an error was encountered.

**Response:**

The FRU callouts are calculated at the time of the failure. Examine the error log for the actual replacement strategy.

---

**BC820404**

**Explanation:**

During processor/memory subsystem initialization, an error was encountered.

**Response:**

The FRU callouts are calculated at the time of the failure. Examine the error log for the actual replacement strategy.

---

**BC820405**

**Explanation:**

A problem occurred during the IPL of the system.

**Response:**

The FRU callouts are calculated at the time of the failure. Examine the error log for the actual replacement strategy.

---

**BC820406**

**Explanation:**

During processor/memory subsystem initialization, an error was encountered.

**Response:**

The FRU callouts are calculated at the time of the failure. Examine the error log for the actual replacement strategy.

---

**BC820407**

**Explanation:**

During processor/memory subsystem initialization, an error was encountered.

**Response:**

The FRU callouts are calculated at the time of the failure. Examine the error log for the actual replacement strategy.

---

**BC820501**

**Explanation:**

During processor/memory subsystem initialization, an error was encountered.

**Response:**

The FRU callouts are calculated at the time of the failure. Examine the error log for the actual replacement strategy.

---

**BC820502**

**Explanation:**

During processor/memory subsystem initialization, an error was encountered.

**Response:**

The FRU callouts are calculated at the time of the failure. Examine the error log for the actual replacement strategy.

---

**BC820503**

**Explanation:**

During processor/memory subsystem initialization, an error was encountered.

**Response:**

The FRU callouts are calculated at the time of the failure. Examine the error log for the actual replacement strategy.

---

**BC820504**

**Explanation:**

During processor/memory subsystem initialization, an error was encountered: Could not FLUSH virtual memory.

**Response:**

The FRU callouts are calculated at the time of the failure. See the error log for the actual replacement strategy.

---

**BC820505**

**Explanation:**

During processor/memory subsystem initialization, an error was encountered.

**Response:**

The FRU callouts are calculated at the time of the failure. Examine the error log for the actual replacement strategy.

---

**BC820506**

**Explanation:**

During processor/memory subsystem initialization, an error was encountered.

**Response:**

The FRU callouts are calculated at the time of the failure. Examine the error log for the actual replacement strategy.

---

**BC820507**

**Explanation:**

During processor/memory subsystem initialization, an error was encountered.

**Response:**

The FRU callouts are calculated at the time of the failure. Examine the error log for the actual replacement strategy.

---

**BC820508****Explanation:**

During processor/memory subsystem initialization, an error was encountered.

**Response:**

The FRU callouts are calculated at the time of the failure. Examine the error log for the actual replacement strategy.

---

**BC820509****Explanation:**

During processor/memory subsystem initialization, an error was encountered.

**Response:**

The FRU callouts are calculated at the time of the failure. Examine the error log for the actual replacement strategy.

---

**BC82050A****Explanation:**

A problem occurred during the IPL of the system.

**Response:**

The FRU callouts are calculated at the time of the failure. Examine the error log for the actual replacement strategy.

---

**BC82050B****Explanation:**

During processor/memory subsystem initialization, an error was encountered.

**Response:**

The FRU callouts are calculated at the time of the failure. Examine the error log for the actual replacement strategy.

---

**BC82050C****Explanation:**

A problem occurred during the IPL of the system.

**Response:**

The FRU callouts are calculated at the time of the failure. Examine the error log for the actual replacement strategy.

---

**BC82050D****Explanation:**

During processor/memory subsystem initialization, an error was encountered: Istep messaged received by non-master node.

**Response:**

The FRU callouts are calculated at the time of the failure. See the error log for the actual replacement strategy.

---

**BC82050F****Explanation:**

A reconfigure loop is being induced for testing purposes.

**Response:**

The FRU callouts are calculated at the time of the failure. See the error log for the actual replacement strategy.

---

**BC820510****Explanation:**

During processor/memory subsystem initialization, an error was encountered: Received shutdown request due to deconfigure outside of reconfig loop.

**Response:**

The FRU callouts are calculated at the time of the failure. See the error log for the actual replacement strategy.

---

**BC820511****Explanation:**

An internal firmware error occurred.

**Response:**

The FRU callouts are calculated at the time of the failure. See the error log for the actual replacement strategy.

---

**BC820512****Explanation:**

Node is no longer accepting istep requests.

**Response:**

The FRU callouts are calculated at the time of the failure. See the error log for the actual replacement strategy.

---

**BC820516****Explanation:**

Firmware error during boot.

**Response:**

The FRU callouts are calculated at the time of the failure. See the error log for the actual replacement strategy.

---

**BC820601****Explanation:**

A problem occurred during the IPL of the system.

**Response:**

The FRU callouts are calculated at the time of the failure. Examine the error log for the actual replacement strategy.

---

**BC820602****Explanation:**

A problem occurred during the IPL of the system.

**Response:**

The FRU callouts are calculated at the time of the failure. Examine the error log for the actual replacement strategy.

---

**BC820603****Explanation:**

A problem occurred during the IPL of the system.

**Response:**

The FRU callouts are calculated at the time of the failure. Examine the error log for the actual replacement strategy.

---

**BC820604****Explanation:**

A problem occurred during the IPL of the system.

**Response:**

The FRU callouts are calculated at the time of the failure. Examine the error log for the actual replacement strategy.

---

**BC820605****Explanation:**

A problem occurred during the IPL of the system.

**Response:**

The FRU callouts are calculated at the time of the failure. Examine the error log for the actual replacement strategy.

---

**BC820606****Explanation:**

A problem occurred during the IPL of the system.

**Response:**

The FRU callouts are calculated at the time of the failure. Examine the error log for the actual replacement strategy.

---

**BC820607****Explanation:**

A problem occurred during the IPL of the system.

**Response:**

The FRU callouts are calculated at the time of the failure. Examine the error log for the actual replacement strategy.

---

**BC820608****Explanation:**

A problem occurred during the IPL of the system.

**Response:**

The FRU callouts are calculated at the time of the failure. Examine the error log for the actual replacement strategy.

---

**BC820609****Explanation:**

A problem occurred during the IPL of the system.

**Response:**

The FRU callouts are calculated at the time of the failure. Examine the error log for the actual replacement strategy.

---

**BC82060B****Explanation:**

A problem occurred during the IPL of the system.

**Response:**

The FRU callouts are calculated at the time of the failure. Examine the error log for the actual replacement strategy.

---

**BC82060C****Explanation:**

During processor/memory subsystem initialization, an error was encountered: Fail verifying Flash File System(FFS) Header on Master Candidate Processor NOR flash Table of Contents 0 (TOC).

**Response:**

The FRU callouts are calculated at the time of the failure. See the error log for the actual replacement strategy.

---

**BC820610****Explanation:**

A problem occurred during the IPL of the system.

**Response:**

The FRU callouts are calculated at the time of the failure. Examine the error log for the actual replacement strategy.

---

**BC820612****Explanation:**

Hardware error accessing flash during IPL.

**Response:**

The FRU callouts are calculated at the time of the failure. See the error log for the actual replacement strategy.

---

**BC820614****Explanation:**

Firmware error accessing flash during IPL.

**Response:**

The FRU callouts are calculated at the time of the failure. See the error log for the actual replacement strategy.

---

**BC820615****Explanation:**

Hardware error accessing flash during IPL.

**Response:**

The FRU callouts are calculated at the time of the failure. See the error log for the actual replacement strategy.

---

**BC820616****Explanation:**

Error accessing system firmware flash.

**Response:**

The FRU callouts are calculated at the time of the failure. See the error log for the actual replacement strategy.

---

**BC820617****Explanation:**

Error accessing system firmware flash.

**Response:**

The FRU callouts are calculated at the time of the failure. See the error log for the actual replacement strategy.

---

**BC820619****Explanation:**

A problem occurred while reading Processor NOR flash partition table.

**Response:**

The FRU callouts are calculated at the time of the failure. See the error log for the actual replacement strategy.

---

**BC82061B****Explanation:**

During processor/memory subsystem initialization, an error was encountered: invalid section passed to getSectionInfo or section prohibited by secureboot.

**Response:**

The FRU callouts are calculated at the time of the failure. See the error log for the actual replacement strategy.

---

**BC82061C****Explanation:**

During processor/memory subsystem initialization, an error was encountered: UNCORRECTABLE ECC.

**Response:**

The FRU callouts are calculated at the time of the failure. See the error log for the actual replacement strategy.

---

**BC82061D****Explanation:**

During processor/memory subsystem initialization, an error was encountered: section size is zero.

**Response:**

The FRU callouts are calculated at the time of the failure. See the error log for the actual replacement strategy.

---

**BC82061E****Explanation:**

Failed to remove pages.

**Response:**

The FRU callouts are calculated at the time of the failure. See the error log for the actual replacement strategy.

---

**BC82061F****Explanation:**

Error accessing system firmware flash.

**Response:**

The FRU callouts are calculated at the time of the failure. See the error log for the actual replacement strategy.

---

**BC820620****Explanation:**

Error accessing system firmware flash.

**Response:**

The FRU callouts are calculated at the time of the failure. See the error log for the actual replacement strategy.

---

**BC820621****Explanation:**

During processor/memory subsystem initialization, an error was encountered: Non ECC protected section is passed to fixECC.

**Response:**

The FRU callouts are calculated at the time of the failure. See the error log for the actual replacement strategy.

---

**BC820622****Explanation:**

A problem occurred while reading Processor NOR flash partition table.

**Response:**

The FRU callouts are calculated at the time of the failure. See the error log for the actual replacement strategy.

---

**BC820623****Explanation:**

A problem occurred while reading Processor NOR flash partition table.



**Response:**

The FRU callouts are calculated at the time of the failure. See the error log for the actual replacement strategy.

---

**BC820627****Explanation:**

A problem occurred while accessing the boot flash.

**Response:**

The FRU callouts are calculated at the time of the failure. See the error log for the actual replacement strategy.

---

**BC820629****Explanation:**

No valid Table of Contents (TOC) found for Processor NOR flash.

**Response:**

The FRU callouts are calculated at the time of the failure. See the error log for the actual replacement strategy.

---

**BC82062A****Explanation:**

Error accessing system firmware flash.

**Response:**

The FRU callouts are calculated at the time of the failure. See the error log for the actual replacement strategy.

---

**BC82062B****Explanation:**

A problem occurred while reading Processor NOR flash partition table.

**Response:**

The FRU callouts are calculated at the time of the failure. See the error log for the actual replacement strategy.

---

**BC82062C****Explanation:**

A problem occurred while reading Processor NOR flash partition table.

**Response:**

The FRU callouts are calculated at the time of the failure. See the error log for the actual replacement strategy.

---

**BC82062D****Explanation:**

A problem occurred while reading Processor NOR flash partition table.

**Response:**

The FRU callouts are calculated at the time of the failure. See the error log for the actual replacement strategy.

---

**BC82062F****Explanation:**

Firmware level mismatch.

**Response:**

The FRU callouts are calculated at the time of the failure. See the error log for the actual replacement strategy.

---

**BC820630****Explanation:**

Secureboot key transition failure.

**Response:**

The FRU callouts are calculated at the time of the failure. See the error log for the actual replacement strategy.

---

**BC820631****Explanation:**

Firmware Error.

**Response:**

The FRU callouts are calculated at the time of the failure. See the error log for the actual replacement strategy.

---

**BC820632****Explanation:**

BMC not responding while accessing the flash.

**Response:**

The FRU callouts are calculated at the time of the failure. See the error log for the actual replacement strategy.

---

**BC820633****Explanation:**

BMC not responding while accessing the flash.

**Response:**

The FRU callouts are calculated at the time of the failure. See the error log for the actual replacement strategy.

---

**BC820634****Explanation:**

Security failure: unable to securely load requested firmware.

**Response:**

The FRU callouts are calculated at the time of the failure. See the error log for the actual replacement strategy.

---

**BC820635****Explanation:**

A problem occurred within the security subsystem.

**Response:**

The FRU callouts are calculated at the time of the failure. See the error log for the actual replacement strategy.

---

**BC820636**

**Explanation:**

A problem occurred within the security subsystem.

**Response:**

The FRU callouts are calculated at the time of the failure. See the error log for the actual replacement strategy.

---

**BC820637**

**Explanation:**

A problem occurred within the security subsystem.

**Response:**

The FRU callouts are calculated at the time of the failure. See the error log for the actual replacement strategy.

---

**BC820638**

**Explanation:**

Failure in security subsystem.

**Response:**

The FRU callouts are calculated at the time of the failure. See the error log for the actual replacement strategy.

---

**BC820639**

**Explanation:**

Platform Security Error.

**Response:**

The FRU callouts are calculated at the time of the failure. See the error log for the actual replacement strategy.

---

**BC82063A**

**Explanation:**

Failure in security subsystem.

**Response:**

The FRU callouts are calculated at the time of the failure. See the error log for the actual replacement strategy.

---

**BC82063B**

**Explanation:**

Failure in security subsystem.

**Response:**

The FRU callouts are calculated at the time of the failure. See the error log for the actual replacement strategy.

---

**BC82063C**

**Explanation:**

Failure in security subsystem.

**Response:**

The FRU callouts are calculated at the time of the failure. See the error log for the actual replacement strategy.

---

**BC82063D**

**Explanation:**

A problem occurred while reading Processor NOR flash partition table.

**Response:**

The FRU callouts are calculated at the time of the failure. See the error log for the actual replacement strategy.

---

**BC820702**

**Explanation:**

During processor/memory subsystem initialization, an error was encountered.

**Response:**

The FRU callouts are calculated at the time of the failure. Examine the error log for the actual replacement strategy.

---

**BC820703**

**Explanation:**

During processor/memory subsystem initialization, an error was encountered.

**Response:**

The FRU callouts are calculated at the time of the failure. Examine the error log for the actual replacement strategy.

---

**BC820705**

**Explanation:**

During processor/memory subsystem initialization, an error was encountered.

**Response:**

The FRU callouts are calculated at the time of the failure. Examine the error log for the actual replacement strategy.

---

**BC820706**

**Explanation:**

During processor/memory subsystem initialization, an error was encountered.

**Response:**

The FRU callouts are calculated at the time of the failure. Examine the error log for the actual replacement strategy.

---

**BC820707**

**Explanation:**

During processor/memory subsystem initialization, an error was encountered.

**Response:**

The FRU callouts are calculated at the time of the failure. Examine the error log for the actual replacement strategy.

---

**BC82070A**

**Explanation:**

During processor/memory subsystem initialization, an error was encountered.

**Response:**

The FRU callouts are calculated at the time of the failure. Examine the error log for the actual replacement strategy.

---

**BC82070B**

**Explanation:**

During processor/memory subsystem initialization, an error was encountered.

**Response:**

The FRU callouts are calculated at the time of the failure. Examine the error log for the actual replacement strategy.

---

**BC82070C**

**Explanation:**

A problem occurred during the IPL of the system: A Bus Arbitration Lost error was found in the I2C status register.

**Response:**

The FRU callouts are calculated at the time of the failure. See the error log for the actual replacement strategy.

---

**BC82070D**

**Explanation:**

During processor/memory subsystem initialization, an error was encountered: I2C read/write interface not linked.

**Response:**

The FRU callouts are calculated at the time of the failure. See the error log for the actual replacement strategy.

---

**BC82070E**

**Explanation:**

During processor/memory subsystem initialization, an error was encountered: I2C access error.

**Response:**

The FRU callouts are calculated at the time of the failure. See the error log for the actual replacement strategy.

---

**BC82070F**

**Explanation:**

During processor/memory subsystem initialization, an error was encountered: I2C offset length is invalid.

**Response:**

The FRU callouts are calculated at the time of the failure. See the error log for the actual replacement strategy.

---

**BC820710**

**Explanation:**

During processor/memory subsystem initialization, an error was encountered: There was an error retrieving the EEPROM page mutex for this i2c master engine.

**Response:**

The FRU callouts are calculated at the time of the failure. See the error log for the actual replacement strategy.

---

**BC820711**

**Explanation:**

During processor/memory subsystem initialization, an error was encountered: Invalid page requested.

**Response:**

The FRU callouts are calculated at the time of the failure. See the error log for the actual replacement strategy.

---

**BC820712**

**Explanation:**

During processor/memory subsystem initialization, an error was encountered: I2C master encountered an error while trying to unlock the eepromPage.

**Response:**

The FRU callouts are calculated at the time of the failure. See the error log for the actual replacement strategy.

---

**BC820713**

**Explanation:**

A problem occurred during the IPL of the system.

**Response:**

The FRU callouts are calculated at the time of the failure. See the error log for the actual replacement strategy.

---

**BC820714**

**Explanation:**

Unexpected boot firmware error.

**Response:**

The FRU callouts are calculated at the time of the failure. See the error log for the actual replacement strategy.

---

**BC820715**

**Explanation:**

Unexpected boot firmware error.

**Response:**

The FRU callouts are calculated at the time of the failure. See the error log for the actual replacement strategy.

---

**BC820716**

**Explanation:**

Firmware error during boot.

**Response:**

The FRU callouts are calculated at the time of the failure. See the error log for the actual replacement strategy.

---

**BC820717**

**Explanation:**

Firmware error during boot.

**Response:**

The FRU callouts are calculated at the time of the failure. See the error log for the actual replacement strategy.

---

**BC820718**

**Explanation:**

Unexpected firmware error.

**Response:**

The FRU callouts are calculated at the time of the failure. See the error log for the actual replacement strategy.

---

**BC820719**

**Explanation:**

Unexpected firmware error.

**Response:**

The FRU callouts are calculated at the time of the failure. See the error log for the actual replacement strategy.

---

**BC82071A**

**Explanation:**

Unexpected firmware error.

**Response:**

The FRU callouts are calculated at the time of the failure. See the error log for the actual replacement strategy.

---

**BC82071B**

**Explanation:**

Unexpected firmware error.

**Response:**

The FRU callouts are calculated at the time of the failure. See the error log for the actual replacement strategy.

---

**BC82071C**

**Explanation:**

Unexpected firmware error.

**Response:**

The FRU callouts are calculated at the time of the failure. See the error log for the actual replacement strategy.

---

**BC82071D**

**Explanation:**

Unexpected firmware error.

**Response:**

The FRU callouts are calculated at the time of the failure. See the error log for the actual replacement strategy.

---

**BC820801**

**Explanation:**

During processor/memory subsystem initialization, an error was encountered.

**Response:**

The FRU callouts are calculated at the time of the failure. Examine the error log for the actual replacement strategy.

---

**BC820803**

**Explanation:**

During processor/memory subsystem initialization, an error was encountered.

**Response:**

The FRU callouts are calculated at the time of the failure. Examine the error log for the actual replacement strategy.

---

**BC820804**

**Explanation:**

During processor/memory subsystem initialization, an error was encountered.

**Response:**

The FRU callouts are calculated at the time of the failure. Examine the error log for the actual replacement strategy.

---

**BC820805**

**Explanation:**

During processor/memory subsystem initialization, an error was encountered.

**Response:**

The FRU callouts are calculated at the time of the failure. Examine the error log for the actual replacement strategy.

---

**BC820806**

**Explanation:**

During processor/memory subsystem initialization, an error was encountered.

**Response:**

The FRU callouts are calculated at the time of the failure. Examine the error log for the actual replacement strategy.

---

**BC820807****Explanation:**

During processor/memory subsystem initialization, an error was encountered.

**Response:**

The FRU callouts are calculated at the time of the failure. Examine the error log for the actual replacement strategy.

---

**BC820808****Explanation:**

Corrupted flash image or firmware error during system boot.

**Response:**

The FRU callouts are calculated at the time of the failure. See the error log for the actual replacement strategy.

---

**BC820901****Explanation:**

During processor/memory subsystem initialization, an error was encountered.

**Response:**

The FRU callouts are calculated at the time of the failure. Examine the error log for the actual replacement strategy.

---

**BC820902****Explanation:**

During processor/memory subsystem initialization, an error was encountered.

**Response:**

The FRU callouts are calculated at the time of the failure. Examine the error log for the actual replacement strategy.

---

**BC820907****Explanation:**

Internal firmware error.

**Response:**

The FRU callouts are calculated at the time of the failure. See the error log for the actual replacement strategy.

---

**BC820908****Explanation:**

Firmware Error.

**Response:**

The FRU callouts are calculated at the time of the failure. See the error log for the actual replacement strategy.

---

**BC820909****Explanation:**

Firmware Error.

**Response:**

The FRU callouts are calculated at the time of the failure. See the error log for the actual replacement strategy.

---

**BC82090A****Explanation:**

Firmware Error.

**Response:**

The FRU callouts are calculated at the time of the failure. See the error log for the actual replacement strategy.

---

**BC82090D****Explanation:**

Firmware error during IPL.

**Response:**

The FRU callouts are calculated at the time of the failure. See the error log for the actual replacement strategy.

---

**BC82090E****Explanation:**

Firmware error during IPL.

**Response:**

The FRU callouts are calculated at the time of the failure. See the error log for the actual replacement strategy.

---

**BC82090F****Explanation:**

Error initializing processor/memory subsystem during boot. Examine FRU list for repair actions.

**Response:**

The FRU callouts are calculated at the time of the failure. Examine the error log for the actual replacement strategy.

---

**BC820910****Explanation:**

A problem occurred during the IPL of the system.

**Response:**

The FRU callouts are calculated at the time of the failure. Examine the error log for the actual replacement strategy.

---

**BC820911****Explanation:**

A problem occurred during the IPL of the system.

**Response:**

The FRU callouts are calculated at the time of the failure. Examine the error log for the actual replacement strategy.

---

**BC820912**

**Explanation:**

A problem occurred during the IPL of the system.

**Response:**

The FRU callouts are calculated at the time of the failure. Examine the error log for the actual replacement strategy.

---

**BC820913**

**Explanation:**

During processor/memory subsystem initialization, an error was encountered.

**Response:**

The FRU callouts are calculated at the time of the failure. Examine the error log for the actual replacement strategy.

---

**BC820914**

**Explanation:**

During processor/memory subsystem initialization, an error was encountered.

**Response:**

The FRU callouts are calculated at the time of the failure. Examine the error log for the actual replacement strategy.

---

**BC820915**

**Explanation:**

During processor/memory subsystem initialization, an error was encountered.

**Response:**

The FRU callouts are calculated at the time of the failure. Examine the error log for the actual replacement strategy.

---

**BC820916**

**Explanation:**

During processor/memory subsystem initialization, an error was encountered.

**Response:**

The FRU callouts are calculated at the time of the failure. Examine the error log for the actual replacement strategy.

---

**BC820917**

**Explanation:**

During processor/memory subsystem initialization, an error was encountered.

**Response:**

The FRU callouts are calculated at the time of the failure. Examine the error log for the actual replacement strategy.

---

**BC82091B**

**Explanation:**

A problem occurred during the IPL of the system.

**Response:**

The FRU callouts are calculated at the time of the failure. Examine the error log for the actual replacement strategy.

---

**BC82091C**

**Explanation:**

During processor/memory subsystem initialization, an error was encountered.

**Response:**

The FRU callouts are calculated at the time of the failure. Examine the error log for the actual replacement strategy.

---

**BC82091D**

**Explanation:**

A problem occurred during the IPL of the system.

**Response:**

The FRU callouts are calculated at the time of the failure. Examine the error log for the actual replacement strategy.

---

**BC82091E**

**Explanation:**

During processor/memory subsystem initialization, an error was encountered.

**Response:**

The FRU callouts are calculated at the time of the failure. Examine the error log for the actual replacement strategy.

---

**BC82091F**

**Explanation:**

During processor/memory subsystem initialization, an error was encountered.

**Response:**

The FRU callouts are calculated at the time of the failure. Examine the error log for the actual replacement strategy.

---

**BC820920**

**Explanation:**

A problem occurred during the IPL of the system.

**Response:**

The FRU callouts are calculated at the time of the failure. Examine the error log for the actual replacement strategy.

---

**BC820921****Explanation:**

A problem occurred during the IPL of the system.

**Response:**

The FRU callouts are calculated at the time of the failure. Examine the error log for the actual replacement strategy.

---

**BC820922****Explanation:**

A problem occurred during the IPL of the system.

**Response:**

The FRU callouts are calculated at the time of the failure. Examine the error log for the actual replacement strategy.

---

**BC820923****Explanation:**

A problem occurred during the IPL of the system.

**Response:**

The FRU callouts are calculated at the time of the failure. Examine the error log for the actual replacement strategy.

---

**BC820924****Explanation:**

A problem occurred during the IPL of the system.

**Response:**

The FRU callouts are calculated at the time of the failure. Examine the error log for the actual replacement strategy.

---

**BC820925****Explanation:**

During processor/memory subsystem initialization, an error was encountered.

**Response:**

The FRU callouts are calculated at the time of the failure. Examine the error log for the actual replacement strategy.

---

**BC820926****Explanation:**

During processor/memory subsystem initialization, an error was encountered.

**Response:**

The FRU callouts are calculated at the time of the failure. Examine the error log for the actual replacement strategy.

---

**BC820927****Explanation:**

During processor/memory subsystem initialization, an error was encountered.

**Response:**

The FRU callouts are calculated at the time of the failure. Examine the error log for the actual replacement strategy.

---

**BC820928****Explanation:**

During processor/memory subsystem initialization, an error was encountered.

**Response:**

The FRU callouts are calculated at the time of the failure. Examine the error log for the actual replacement strategy.

---

**BC820929****Explanation:**

A problem occurred during the IPL of the system.

**Response:**

The FRU callouts are calculated at the time of the failure. Examine the error log for the actual replacement strategy.

---

**BC82092A****Explanation:**

During processor/memory subsystem initialization, an error was encountered.

**Response:**

The FRU callouts are calculated at the time of the failure. Examine the error log for the actual replacement strategy.

---

**BC82092B****Explanation:**

During processor/memory subsystem initialization, an error was encountered.

**Response:**

The FRU callouts are calculated at the time of the failure. Examine the error log for the actual replacement strategy.

---

**BC82092C****Explanation:**

During processor/memory subsystem initialization, an error was encountered.

**Response:**

The FRU callouts are calculated at the time of the failure. Examine the error log for the actual replacement strategy.

---

**BC82092D****Explanation:**

During processor/memory subsystem initialization, an error was encountered.

**Response:**

The FRU callouts are calculated at the time of the failure. Examine the error log for the actual replacement strategy.

---

**BC82092E****Explanation:**

During processor/memory subsystem initialization, an error was encountered: Request given to load payload into mirrored memory, but no mirrored memory exists at that location.

**Response:**

The FRU callouts are calculated at the time of the failure. See the error log for the actual replacement strategy.

---

**BC820930****Explanation:**

Read/write requested while in DISABLE\_DRAM\_REPAIRS mode found extra bad bits set for DIMM.

**Response:**

The FRU callouts are calculated at the time of the failure. See the error log for the actual replacement strategy.

---

**BC820931****Explanation:**

A problem occurred during the IPL of the system.

**Response:**

The FRU callouts are calculated at the time of the failure. See the error log for the actual replacement strategy.

---

**BC820932****Explanation:**

A problem occurred during the IPL of the system.

**Response:**

The FRU callouts are calculated at the time of the failure. See the error log for the actual replacement strategy.

---

**BC820933****Explanation:**

During processor/memory subsystem initialization, an error was encountered: Failed due to wrong DIMM type.

**Response:**

The FRU callouts are calculated at the time of the failure. See the error log for the actual replacement strategy.

---

**BC820934****Explanation:**

During processor/memory subsystem initialization, an error was encountered: Either nominal, max turbo or

min power save frequency for the processor HUID (userdata1) is zero.

**Response:**

The FRU callouts are calculated at the time of the failure. See the error log for the actual replacement strategy.

---

**BC820935****Explanation:**

During processor/memory subsystem initialization, an error was encountered: Input buffer size is smaller than expected length.

**Response:**

The FRU callouts are calculated at the time of the failure. See the error log for the actual replacement strategy.

---

**BC820936****Explanation:**

During processor/memory subsystem initialization, an error was encountered: Nominal frequency(userdata1) does not match nominal frequency(userdata2) on other cores. Should be the same for all chips.

**Response:**

The FRU callouts are calculated at the time of the failure. See the error log for the actual replacement strategy.

---

**BC820937****Explanation:**

During processor/memory subsystem initialization, an error was encountered: Invalid bucket id found for the voltage data.

**Response:**

The FRU callouts are calculated at the time of the failure. See the error log for the actual replacement strategy.

---

**BC820938****Explanation:**

During processor/memory subsystem initialization, an error was encountered: Bucket id from PR keyword does not match bucket id in the voltage data.

**Response:**

The FRU callouts are calculated at the time of the failure. See the error log for the actual replacement strategy.

---

**BC820939****Explanation:**

During processor/memory subsystem initialization, an error was encountered: Unsupported #V keyword data version found.

**Response:**



The FRU callouts are calculated at the time of the failure. See the error log for the actual replacement strategy.

---

**BC82093B****Explanation:**

During processor/memory subsystem initialization, an error was encountered: When Workload Optimized Frequency (WOF) is enabled, ultra turbo freq should not be 0.

**Response:**

The FRU callouts are calculated at the time of the failure. See the error log for the actual replacement strategy.

---

**BC82093C****Explanation:**

During processor/memory subsystem initialization, an error was encountered: When Workload Optimized Frequency (WOF) is enabled, the WOF Freq Uplift index should be 1,2,3, or 4.

**Response:**

The FRU callouts are calculated at the time of the failure. See the error log for the actual replacement strategy.

---

**BC82093D****Explanation:**

A problem occurred during the IPL of the system.

**Response:**

The FRU callouts are calculated at the time of the failure. See the error log for the actual replacement strategy.

---

**BC82093E****Explanation:**

Error uncompressing payload image from boot flash.

**Response:**

The FRU callouts are calculated at the time of the failure. See the error log for the actual replacement strategy.

---

**BC820A01****Explanation:**

A problem occurred during the IPL of the system.

**Response:**

The FRU callouts are calculated at the time of the failure. Examine the error log for the actual replacement strategy.

---

**BC820A03****Explanation:**

A problem occurred during the IPL of the system.

**Response:**

The FRU callouts are calculated at the time of the failure. Examine the error log for the actual replacement strategy.

---

**BC820A04****Explanation:**

A problem occurred during the IPL of the system.

**Response:**

The FRU callouts are calculated at the time of the failure. Examine the error log for the actual replacement strategy.

---

**BC820A06****Explanation:**

A problem occurred during the IPL of the system.

**Response:**

The FRU callouts are calculated at the time of the failure. Examine the error log for the actual replacement strategy.

---

**BC820A08****Explanation:**

A problem occurred during the IPL of the system.

**Response:**

The FRU callouts are calculated at the time of the failure. Examine the error log for the actual replacement strategy.

---

**BC820A09****Explanation:**

A problem occurred during the IPL of the system.

**Response:**

The FRU callouts are calculated at the time of the failure. Examine the error log for the actual replacement strategy.

---

**BC820A0A****Explanation:**

A problem occurred during the IPL of the system.

**Response:**

The FRU callouts are calculated at the time of the failure. Examine the error log for the actual replacement strategy.

---

**BC820A0B****Explanation:**

A problem occurred during the IPL of the system.

**Response:**

The FRU callouts are calculated at the time of the failure. Examine the error log for the actual replacement strategy.

---

**BC820A0C****Explanation:**

A problem occurred during the IPL of the system.

**Response:**

The FRU callouts are calculated at the time of the failure. Examine the error log for the actual replacement strategy.

---

**BC820A0D****Explanation:**

A problem occurred during the IPL of the system.

**Response:**

The FRU callouts are calculated at the time of the failure. Examine the error log for the actual replacement strategy.

---

**BC820A0E****Explanation:**

A problem occurred during the IPL of the system.

**Response:**

The FRU callouts are calculated at the time of the failure. Examine the error log for the actual replacement strategy.

---

**BC820A0F****Explanation:**

During processor/memory subsystem initialization, an error was encountered.

**Response:**

The FRU callouts are calculated at the time of the failure. Examine the error log for the actual replacement strategy.

---

**BC820A10****Explanation:**

During processor/memory subsystem initialization, an error was encountered.

**Response:**

The FRU callouts are calculated at the time of the failure. Examine the error log for the actual replacement strategy.

---

**BC820A11****Explanation:**

A problem occurred during the IPL of the system.

**Response:**

The FRU callouts are calculated at the time of the failure. Examine the error log for the actual replacement strategy.

---

**BC820A12****Explanation:**

A problem occurred during the IPL of the system.

**Response:**

The FRU callouts are calculated at the time of the failure. Examine the error log for the actual replacement strategy.

---

**BC820B01****Explanation:**

During processor/memory subsystem initialization, an error was encountered.

**Response:**

The FRU callouts are calculated at the time of the failure. Examine the error log for the actual replacement strategy.

---

**BC820B02****Explanation:**

uring processor/memory subsystem initialization, an error was encountered.

**Response:**

The FRU callouts are calculated at the time of the failure. Examine the error log for the actual replacement strategy.

---

**BC820B03****Explanation:**

During processor/memory subsystem initialization, an error was encountered.

**Response:**

The FRU callouts are calculated at the time of the failure. Examine the error log for the actual replacement strategy.

---

**BC820B04****Explanation:**

During processor/memory subsystem initialization, an error was encountered.

**Response:**

The FRU callouts are calculated at the time of the failure. Examine the error log for the actual replacement strategy.

---

**BC820B05****Explanation:**

During processor/memory subsystem initialization, an error was encountered.

**Response:**

The FRU callouts are calculated at the time of the failure. Examine the error log for the actual replacement strategy.

---

**BC820B06****Explanation:**

During processor/memory subsystem initialization, an error was encountered.

**Response:**

The FRU callouts are calculated at the time of the failure. Examine the error log for the actual replacement strategy.

---

**BC820B07****Explanation:**

During processor/memory subsystem initialization, an error was encountered.

**Response:**

The FRU callouts are calculated at the time of the failure. Examine the error log for the actual replacement strategy.

---

**BC820B08****Explanation:**

During processor/memory subsystem initialization, an error was encountered.

**Response:**

The FRU callouts are calculated at the time of the failure. Examine the error log for the actual replacement strategy.

---

**BC820B09****Explanation:**

During processor/memory subsystem initialization, an error was encountered.

**Response:**

The FRU callouts are calculated at the time of the failure. Examine the error log for the actual replacement strategy.

---

**BC820B0A****Explanation:**

During processor/memory subsystem initialization, an error was encountered.

**Response:**

The FRU callouts are calculated at the time of the failure. Examine the error log for the actual replacement strategy.

---

**BC820B0B****Explanation:**

During processor/memory subsystem initialization, an error was encountered.

**Response:**

The FRU callouts are calculated at the time of the failure. Examine the error log for the actual replacement strategy.

---

**BC820B0C****Explanation:**

During processor/memory subsystem initialization, an error was encountered.

**Response:**

The FRU callouts are calculated at the time of the failure. Examine the error log for the actual replacement strategy.

---

---

**BC820B0D****Explanation:**

During processor/memory subsystem initialization, an error was encountered: AttrOverrideSection too big to fit in remaining chunk of Processor NOR flash section.

**Response:**

The FRU callouts are calculated at the time of the failure. See the error log for the actual replacement strategy.

---

**BC820B0E****Explanation:**

During processor/memory subsystem initialization, an error was encountered: Serialized attribute override chunk too big to fit in remaining chunk of Processor NOR flash section.

**Response:**

The FRU callouts are calculated at the time of the failure. See the error log for the actual replacement strategy.

---

**BC820B0F****Explanation:**

During processor/memory subsystem initialization, an error was encountered: Failure applying given attribute override on given target.

**Response:**

The FRU callouts are calculated at the time of the failure. See the error log for the actual replacement strategy.

---

**BC820B10****Explanation:**

During processor/memory subsystem initialization, an error was encountered: Given target does not have given attribute to apply override.

**Response:**

The FRU callouts are calculated at the time of the failure. See the error log for the actual replacement strategy.

---

**BC820B11****Explanation:**

Invalid configuration data in firmware pnor.

**Response:**

The FRU callouts are calculated at the time of the failure. See the error log for the actual replacement strategy.

---

**BC820B12****Explanation:**

Invalid configuration data in firmware pnor.

**Response:**

The FRU callouts are calculated at the time of the failure. See the error log for the actual replacement strategy.

---

**BC820B13****Explanation:**

Kernel failed to block map memory.

**Response:**

The FRU callouts are calculated at the time of the failure. See the error log for the actual replacement strategy.

---

**BC820B15****Explanation:**

Kernel failed to unblock mapped memory.

**Response:**

The FRU callouts are calculated at the time of the failure. See the error log for the actual replacement strategy.

---

**BC820B16****Explanation:**

Unexpected internal firmware error.

**Response:**

The FRU callouts are calculated at the time of the failure. See the error log for the actual replacement strategy.

---

**BC820B17****Explanation:**

Unexpected internal firmware error.

**Response:**

The FRU callouts are calculated at the time of the failure. See the error log for the actual replacement strategy.

---

**BC820B18****Explanation:**

Internal firmware error preparing for concurrent code update.

**Response:**

The FRU callouts are calculated at the time of the failure. See the error log for the actual replacement strategy.

---

**BC820B19****Explanation:**

Unsupported override configuration data.

**Response:**

The FRU callouts are calculated at the time of the failure. See the error log for the actual replacement strategy.

---

**BC820B1A****Explanation:**

Unexpected boot firmware failure.

**Response:**

The FRU callouts are calculated at the time of the failure. See the error log for the actual replacement strategy.

---

**BC820B1B****Explanation:**

Tolerated boot firmware error occurred.

**Response:**

The FRU callouts are calculated at the time of the failure. See the error log for the actual replacement strategy.

---

**BC820B80****Explanation:**

During processor/memory subsystem initialization, an error was encountered.

**Response:**

The FRU callouts are calculated at the time of the failure. Examine the error log for the actual replacement strategy.

---

**BC820B81****Explanation:**

During processor/memory subsystem initialization, an error was encountered.

**Response:**

The FRU callouts are calculated at the time of the failure. Examine the error log for the actual replacement strategy.

---

**BC820B82****Explanation:**

Internal firmware error applying custom configuration settings.

**Response:**

The FRU callouts are calculated at the time of the failure. See the error log for the actual replacement strategy.

---

**BC820B83****Explanation:**

Firmware error doing code update.

**Response:**

The FRU callouts are calculated at the time of the failure. See the error log for the actual replacement strategy.

---

**BC820B84****Explanation:**

Firmware error doing code update.

**Response:**

The FRU callouts are calculated at the time of the failure. See the error log for the actual replacement strategy.

---

**BC820B85****Explanation:**

Firmware error doing code update.

**Response:**

The FRU callouts are calculated at the time of the failure. See the error log for the actual replacement strategy.

---

**BC820B86****Explanation:**

Firmware error doing code update.

**Response:**

The FRU callouts are calculated at the time of the failure. See the error log for the actual replacement strategy.

---

**BC820B87****Explanation:**

Firmware error doing code update.

**Response:**

The FRU callouts are calculated at the time of the failure. See the error log for the actual replacement strategy.

---

**BC820B88****Explanation:**

Firmware error doing code update.

**Response:**

The FRU callouts are calculated at the time of the failure. See the error log for the actual replacement strategy.

---

**BC820B89****Explanation:**

Attempted to perform an invalid attribute look up.

**Response:**

The FRU callouts are calculated at the time of the failure. See the error log for the actual replacement strategy.

---

**BC820B8A****Explanation:**

A problem occurred during the IPL of the system. Expected resource was not indicated to be present.

**Response:**

The FRU callouts are calculated at the time of the failure. See the error log for the actual replacement strategy.

---

**BC820B8B****Explanation:**

During processor/memory subsystem initialization, an error was encountered: Error: Failed to translate common association address to platform address.

**Response:**

The FRU callouts are calculated at the time of the failure. See the error log for the actual replacement strategy.

---

**BC820B8C****Explanation:**

During processor/memory subsystem initialization, an error was encountered: Error: No free association entry to set.

**Response:**

The FRU callouts are calculated at the time of the failure. See the error log for the actual replacement strategy.

---

**BC820C01****Explanation:**

During processor/memory subsystem initialization, an error was encountered.

**Response:**

The FRU callouts are calculated at the time of the failure. Examine the error log for the actual replacement strategy.

---

**BC820C03****Explanation:**

During processor/memory subsystem initialization, an error was encountered.

**Response:**

The FRU callouts are calculated at the time of the failure. Examine the error log for the actual replacement strategy.

---

**BC820C04****Explanation:**

During processor/memory subsystem initialization, an error was encountered.

**Response:**

The FRU callouts are calculated at the time of the failure. Examine the error log for the actual replacement strategy.

---

**BC820C05****Explanation:**

During processor/memory subsystem initialization, an error was encountered.

**Response:**

The FRU callouts are calculated at the time of the failure. Examine the error log for the actual replacement strategy.

---

**BC820C06**

**Explanation:**

During processor/memory subsystem initialization, an error was encountered.

**Response:**

The FRU callouts are calculated at the time of the failure. Examine the error log for the actual replacement strategy.

---

**BC820C07****Explanation:**

During processor/memory subsystem initialization, an error was encountered.

**Response:**

The FRU callouts are calculated at the time of the failure. Examine the error log for the actual replacement strategy.

---

**BC820C08****Explanation:**

During processor/memory subsystem initialization, an error was encountered.

**Response:**

The FRU callouts are calculated at the time of the failure. Examine the error log for the actual replacement strategy.

---

**BC820C09****Explanation:**

A problem occurred during the IPL of the system: Found no functional dimm cards.

**Response:**

The FRU callouts are calculated at the time of the failure. See the error log for the actual replacement strategy.

---

**BC820C0A****Explanation:**

A previously discovered hardware issue is being ignored to allow the system to boot.

**Response:**

The FRU callouts are calculated at the time of the failure. See the error log for the actual replacement strategy.

---

**BC820C0B****Explanation:**

A problem occurred during the IPL of the system: A critical resource was found to be deconfigured.

**Response:**

The FRU callouts are calculated at the time of the failure. See the error log for the actual replacement strategy.

---

**BC820C0C****Explanation:**

A problem occurred during the IPL of the system: Found no functional dimm cards.

**Response:**

The FRU callouts are calculated at the time of the failure. See the error log for the actual replacement strategy.

---

**BC820C0E****Explanation:**

Insufficient hardware to continue IPL.

**Response:**

The FRU callouts are calculated at the time of the failure. See the error log for the actual replacement strategy.

---

**BC820C0F****Explanation:**

Incompatible Processor Chip Levels.

**Response:**

The FRU callouts are calculated at the time of the failure. See the error log for the actual replacement strategy.

---

**BC820C10****Explanation:**

Incompatible Processor Chip Levels.

**Response:**

The FRU callouts are calculated at the time of the failure. See the error log for the actual replacement strategy.

---

**BC820C11****Explanation:**

Host firmware encountered an internal error.

**Response:**

The FRU callouts are calculated at the time of the failure. See the error log for the actual replacement strategy.

---

**BC820C12****Explanation:**

Host firmware encountered an internal error.

**Response:**

The FRU callouts are calculated at the time of the failure. See the error log for the actual replacement strategy.

---

**BC820C13****Explanation:**

Host Firmware encountered an internal error.

**Response:**

The FRU callouts are calculated at the time of the failure. See the error log for the actual replacement strategy.

---

**BC820C14****Explanation:**

A problem occurred during the IPL of the system:  
Found too many obus links.

**Response:**

The FRU callouts are calculated at the time of the failure. See the error log for the actual replacement strategy.

---

**BC820C15****Explanation:**

A problem occurred during the IPL of the system: No memory found.

**Response:**

The FRU callouts are calculated at the time of the failure. See the error log for the actual replacement strategy.

---

**BC820C16****Explanation:**

A problem occurred during IPL of the system: Internal Firmware Error.

**Response:**

The FRU callouts are calculated at the time of the failure. See the error log for the actual replacement strategy.

---

**BC820C19****Explanation:**

A problem occurred during IPL of the system: Internal Firmware Error.

**Response:**

The FRU callouts are calculated at the time of the failure. See the error log for the actual replacement strategy.

---

**BC820C1A****Explanation:**

An issue occurred during IPL of the system: Internal Firmware Error.

**Response:**

The FRU callouts are calculated at the time of the failure. See the error log for the actual replacement strategy.

---

**BC820C1B****Explanation:**

Incompatible Processor Chip Levels.

**Response:**

The FRU callouts are calculated at the time of the failure. See the error log for the actual replacement strategy.

---

**BC820C1C****Explanation:**

Incompatible Processor Chip Levels.

**Response:**

The FRU callouts are calculated at the time of the failure. See the error log for the actual replacement strategy.

---

**BC820C1D****Explanation:**

Incompatible Processor Chip Levels.

**Response:**

The FRU callouts are calculated at the time of the failure. See the error log for the actual replacement strategy.

---

**BC820C81****Explanation:**

During processor/memory subsystem initialization, an error was encountered.

**Response:**

The FRU callouts are calculated at the time of the failure. Examine the error log for the actual replacement strategy.

---

**BC820C82****Explanation:**

During processor/memory subsystem initialization, an error was encountered.

**Response:**

The FRU callouts are calculated at the time of the failure. Examine the error log for the actual replacement strategy.

---

**BC820C83****Explanation:**

During processor/memory subsystem initialization, an error was encountered.

**Response:**

The FRU callouts are calculated at the time of the failure. Examine the error log for the actual replacement strategy.

---

**BC820C84****Explanation:**

During processor/memory subsystem initialization, an error was encountered: HWAS host\_gard: no masterCore found.

**Response:**

The FRU callouts are calculated at the time of the failure. See the error log for the actual replacement strategy.

---

**BC820C85****Explanation:**

Bad MCA target.

**Response:**

The FRU callouts are calculated at the time of the failure. See the error log for the actual replacement strategy.

---

**BC820C86****Explanation:**

During processor/memory subsystem initialization, an error was encountered: Post de-configuration of target failed.

**Response:**

The FRU callouts are calculated at the time of the failure. See the error log for the actual replacement strategy.

---

**BC820C87****Explanation:**

During processor/memory subsystem initialization, an error was encountered: Post de-configuration of target failed.

**Response:**

The FRU callouts are calculated at the time of the failure. See the error log for the actual replacement strategy.

---

**BC820C88****Explanation:**

Insufficient DIMM resources.

**Response:**

The FRU callouts are calculated at the time of the failure. See the error log for the actual replacement strategy.

---

**BC820D01****Explanation:**

During processor/memory subsystem initialization, an error was encountered.

**Response:**

The FRU callouts are calculated at the time of the failure. Examine the error log for the actual replacement strategy.

---

**BC820D02****Explanation:**

During processor/memory subsystem initialization, an error was encountered.

**Response:**

The FRU callouts are calculated at the time of the failure. Examine the error log for the actual replacement strategy.

---

**BC820D03****Explanation:**

During processor/memory subsystem initialization, an error was encountered.

**Response:**

The FRU callouts are calculated at the time of the failure. Examine the error log for the actual replacement strategy.

---

**BC820D04****Explanation:**

During processor/memory subsystem initialization, an error was encountered.

**Response:**

The FRU callouts are calculated at the time of the failure. Examine the error log for the actual replacement strategy.

---

**BC820D05****Explanation:**

During processor/memory subsystem initialization, an error was encountered.

**Response:**

The FRU callouts are calculated at the time of the failure. Examine the error log for the actual replacement strategy.

---

**BC820D06****Explanation:**

During processor/memory subsystem initialization, an error was encountered: Hypervisor firmware request interface not linked.

**Response:**

The FRU callouts are calculated at the time of the failure. See the error log for the actual replacement strategy.

---

**BC820D07****Explanation:**

During processor/memory subsystem initialization, an error was encountered: Unable to allocate firmware request messages.

**Response:**

The FRU callouts are calculated at the time of the failure. See the error log for the actual replacement strategy.

---

**BC820E01****Explanation:**

During processor/memory subsystem initialization, an error was encountered.

**Response:**

The FRU callouts are calculated at the time of the failure. Examine the error log for the actual replacement strategy.

---

**BC820E02****Explanation:**



During processor/memory subsystem initialization, an error was encountered.

**Response:**

The FRU callouts are calculated at the time of the failure. Examine the error log for the actual replacement strategy.

---

**BC820E03**

**Explanation:**

During processor/memory subsystem initialization, an error was encountered.

**Response:**

The FRU callouts are calculated at the time of the failure. Examine the error log for the actual replacement strategy.

---

**BC820E04**

**Explanation:**

During processor/memory subsystem initialization, an error was encountered.

**Response:**

The FRU callouts are calculated at the time of the failure. Examine the error log for the actual replacement strategy.

---

**BC820E05**

**Explanation:**

During processor/memory subsystem initialization, an error was encountered.

**Response:**

The FRU callouts are calculated at the time of the failure. Examine the error log for the actual replacement strategy.

---

**BC820E06**

**Explanation:**

During processor/memory subsystem initialization, an error was encountered.

**Response:**

The FRU callouts are calculated at the time of the failure. Examine the error log for the actual replacement strategy.

---

**BC820E07**

**Explanation:**

During processor/memory subsystem initialization, an error was encountered.

**Response:**

The FRU callouts are calculated at the time of the failure. Examine the error log for the actual replacement strategy.

---

**BC820E08**

**Explanation:**

During processor/memory subsystem initialization, an error was encountered.

**Response:**

The FRU callouts are calculated at the time of the failure. Examine the error log for the actual replacement strategy.

---

**BC820E09**

**Explanation:**

During processor/memory subsystem initialization, an error was encountered: I2C write page size is zero.

**Response:**

The FRU callouts are calculated at the time of the failure. See the error log for the actual replacement strategy.

---

**BC820E0A**

**Explanation:**

During processor/memory subsystem initialization, an error was encountered: cacheEeprom mm\_remove\_pages FLUSH failed.

**Response:**

The FRU callouts are calculated at the time of the failure. See the error log for the actual replacement strategy.

---

**BC820E0B**

**Explanation:**

During processor/memory subsystem initialization, an error was encountered: cacheEeprom mm\_remove\_pages FLUSH failed.

**Response:**

The FRU callouts are calculated at the time of the failure. See the error log for the actual replacement strategy.

---

**BC820E0C**

**Explanation:**

During processor/memory subsystem initialization, an error was encountered: buildEepromRecordHeader invalid mux target.

**Response:**

The FRU callouts are calculated at the time of the failure. See the error log for the actual replacement strategy.

---

**BC820E0D**

**Explanation:**

Soft error in Firmware.

**Response:**

The FRU callouts are calculated at the time of the failure. See the error log for the actual replacement strategy.

---

**BC820E0E**

**Explanation:**

Firmware detected new part and is restarting.

**Response:**

The FRU callouts are calculated at the time of the failure. See the error log for the actual replacement strategy.

---

**BC820F01****Explanation:**

During processor/memory subsystem initialization, an error was encountered.

**Response:**

The FRU callouts are calculated at the time of the failure. Examine the error log for the actual replacement strategy.

---

**BC820F02****Explanation:**

During processor/memory subsystem initialization, an error was encountered.

**Response:**

The FRU callouts are calculated at the time of the failure. Examine the error log for the actual replacement strategy.

---

**BC820F03****Explanation:**

During processor/memory subsystem initialization, an error was encountered.

**Response:**

The FRU callouts are calculated at the time of the failure. Examine the error log for the actual replacement strategy.

---

**BC820F04****Explanation:**

During processor/memory subsystem initialization, an error was encountered.

**Response:**

The FRU callouts are calculated at the time of the failure. Examine the error log for the actual replacement strategy.

---

**BC820F05****Explanation:**

During processor/memory subsystem initialization, an error was encountered.

**Response:**

The FRU callouts are calculated at the time of the failure. Examine the error log for the actual replacement strategy.

---

**BC820F07****Explanation:**

During processor/memory subsystem initialization, an error was encountered.

**Response:**

The FRU callouts are calculated at the time of the failure. Examine the error log for the actual replacement strategy.

---

**BC820F08****Explanation:**

During processor/memory subsystem initialization, an error was encountered: Unexpected RC from issuing PSIHIB EOI store.

**Response:**

The FRU callouts are calculated at the time of the failure. See the error log for the actual replacement strategy.

---

**BC820F09****Explanation:**

During processor/memory subsystem initialization, an error was encountered: Error unmasking interrupt source.

**Response:**

The FRU callouts are calculated at the time of the failure. See the error log for the actual replacement strategy.

---

**BC820F0C****Explanation:**

During processor/memory subsystem initialization, an error was encountered: Error encountered sending coalesce message to INTRP.

**Response:**

The FRU callouts are calculated at the time of the failure. See the error log for the actual replacement strategy.

---

**BC820F0D****Explanation:**

During processor/memory subsystem initialization, an error was encountered: Error encountered routing IPC message.

**Response:**

The FRU callouts are calculated at the time of the failure. See the error log for the actual replacement strategy.

---

**BC820F0E****Explanation:**

Error handling processor interrupts.

**Response:**

The FRU callouts are calculated at the time of the failure. See the error log for the actual replacement strategy.

---

**BC821001****Explanation:**

During processor/memory subsystem initialization, an error was encountered.

**Response:**

The FRU callouts are calculated at the time of the failure. Examine the error log for the actual replacement strategy.

---

**BC821002****Explanation:**

During processor/memory subsystem initialization, an error was encountered.

**Response:**

The FRU callouts are calculated at the time of the failure. Examine the error log for the actual replacement strategy.

---

**BC821003****Explanation:**

During processor/memory subsystem initialization, an error was encountered.

**Response:**

The FRU callouts are calculated at the time of the failure. Examine the error log for the actual replacement strategy.

---

**BC821004****Explanation:**

During processor/memory subsystem initialization, an error was encountered.

**Response:**

The FRU callouts are calculated at the time of the failure. Examine the error log for the actual replacement strategy.

---

**BC821005****Explanation:**

During processor/memory subsystem initialization, an error was encountered.

**Response:**

The FRU callouts are calculated at the time of the failure. Examine the error log for the actual replacement strategy.

---

**BC821006****Explanation:**

During processor/memory subsystem initialization, an error was encountered.

**Response:**

The FRU callouts are calculated at the time of the failure. Examine the error log for the actual replacement strategy.

---

---

**BC821007****Explanation:**

During processor/memory subsystem initialization, an error was encountered.

**Response:**

The FRU callouts are calculated at the time of the failure. Examine the error log for the actual replacement strategy.

---

**BC821008****Explanation:**

During processor/memory subsystem initialization, an error was encountered.

**Response:**

The FRU callouts are calculated at the time of the failure. Examine the error log for the actual replacement strategy.

---

**BC821009****Explanation:**

During processor/memory subsystem initialization, an error was encountered.

**Response:**

The FRU callouts are calculated at the time of the failure. Examine the error log for the actual replacement strategy.

---

**BC82100A****Explanation:**

During processor/memory subsystem initialization, an error was encountered.

**Response:**

The FRU callouts are calculated at the time of the failure. Examine the error log for the actual replacement strategy.

---

**BC82100B****Explanation:**

During processor/memory subsystem initialization, an error was encountered.

**Response:**

The FRU callouts are calculated at the time of the failure. Examine the error log for the actual replacement strategy.

---

**BC82100C****Explanation:**

During processor/memory subsystem initialization, an error was encountered.

**Response:**

The FRU callouts are calculated at the time of the failure. Examine the error log for the actual replacement strategy.

---

---

**BC82100D****Explanation:**

During processor/memory subsystem initialization, an error was encountered.

**Response:**

The FRU callouts are calculated at the time of the failure. Examine the error log for the actual replacement strategy.

---

**BC82100E****Explanation:**

During processor/memory subsystem initialization, an error was encountered.

**Response:**

The FRU callouts are calculated at the time of the failure. Examine the error log for the actual replacement strategy.

---

**BC82100F****Explanation:**

During processor/memory subsystem initialization, an error was encountered.

**Response:**

The FRU callouts are calculated at the time of the failure. Examine the error log for the actual replacement strategy.

---

**BC821011****Explanation:**

Service Processor Firmware encountered an internal error.

**Response:**

The FRU callouts are calculated at the time of the failure. See the error log for the actual replacement strategy.

---

**BC821012****Explanation:**

Service Processor Firmware encountered an internal error.

**Response:**

The FRU callouts are calculated at the time of the failure. See the error log for the actual replacement strategy.

---

**BC821013****Explanation:**

Host failed to boot because there was a problem configuring Time Of Day on the Host processors.

**Response:**

The FRU callouts are calculated at the time of the failure. See the error log for the actual replacement strategy.

---

**BC821014****Explanation:**

Service Processor Firmware encountered an internal error.

**Response:**

The FRU callouts are calculated at the time of the failure. See the error log for the actual replacement strategy.

---

**BC821015****Explanation:**

There was a problem in configuring Time Of Day on the Host processor.

**Response:**

The FRU callouts are calculated at the time of the failure. See the error log for the actual replacement strategy.

---

**BC821017****Explanation:**

Service Processor Firmware encountered an internal error.

**Response:**

The FRU callouts are calculated at the time of the failure. See the error log for the actual replacement strategy.

---

**BC821019****Explanation:**

Service Processor Firmware encountered an internal error.

**Response:**

The FRU callouts are calculated at the time of the failure. See the error log for the actual replacement strategy.

---

**BC82101A****Explanation:**

An internal error occurred. This will force the Time of Day function to run with complete redundancy.

**Response:**

The FRU callouts are calculated at the time of the failure. See the error log for the actual replacement strategy.

---

**BC821101****Explanation:**

A problem occurred during the IPL of the system.

**Response:**

The FRU callouts are calculated at the time of the failure. Examine the error log for the actual replacement strategy.

---

**BC821102**

**Explanation:**

During processor/memory subsystem initialization, an error was encountered.

**Response:**

The FRU callouts are calculated at the time of the failure. Examine the error log for the actual replacement strategy.

---

**BC821104****Explanation:**

A problem occurred during the IPL of the system.

**Response:**

The FRU callouts are calculated at the time of the failure. Examine the error log for the actual replacement strategy.

---

**BC821105****Explanation:**

During processor/memory subsystem initialization, an error was encountered.

**Response:**

The FRU callouts are calculated at the time of the failure. Examine the error log for the actual replacement strategy.

---

**BC821107****Explanation:**

During processor/memory subsystem initialization, an error was encountered.

**Response:**

The FRU callouts are calculated at the time of the failure. Examine the error log for the actual replacement strategy.

---

**BC821109****Explanation:**

During processor/memory subsystem initialization, an error was encountered.

**Response:**

The FRU callouts are calculated at the time of the failure. Examine the error log for the actual replacement strategy.

---

**BC82110A****Explanation:**

During processor/memory subsystem initialization, an error was encountered.

**Response:**

The FRU callouts are calculated at the time of the failure. Examine the error log for the actual replacement strategy.

---

**BC82110B****Explanation:**

During processor/memory subsystem initialization, an error was encountered.

**Response:**

The FRU callouts are calculated at the time of the failure. Examine the error log for the actual replacement strategy.

---

**BC82110C****Explanation:**

During processor/memory subsystem initialization, an error was encountered.

**Response:**

The FRU callouts are calculated at the time of the failure. Examine the error log for the actual replacement strategy.

---

**BC82110D****Explanation:**

During processor/memory subsystem initialization, an error was encountered.

**Response:**

The FRU callouts are calculated at the time of the failure. Examine the error log for the actual replacement strategy.

---

**BC82110E****Explanation:**

During processor/memory subsystem initialization, an error was encountered.

**Response:**

The FRU callouts are calculated at the time of the failure. Examine the error log for the actual replacement strategy.

---

**BC82110F****Explanation:**

During processor/memory subsystem initialization, an error was encountered.

**Response:**

The FRU callouts are calculated at the time of the failure. Examine the error log for the actual replacement strategy.

---

**BC821110****Explanation:**

During processor/memory subsystem initialization, an error was encountered.

**Response:**

The FRU callouts are calculated at the time of the failure. Examine the error log for the actual replacement strategy.

---

**BC821111****Explanation:**

During processor/memory subsystem initialization, an error was encountered.

**Response:**

The FRU callouts are calculated at the time of the failure. Examine the error log for the actual replacement strategy.

---

**BC821112**

**Explanation:**

During processor/memory subsystem initialization, an error was encountered.

**Response:**

The FRU callouts are calculated at the time of the failure. Examine the error log for the actual replacement strategy.

---

**BC821113**

**Explanation:**

During processor/memory subsystem initialization, an error was encountered: IPC Message data corrupted.

**Response:**

The FRU callouts are calculated at the time of the failure. See the error log for the actual replacement strategy.

---

**BC821202**

**Explanation:**

During processor/memory subsystem initialization, an error was encountered.

**Response:**

The FRU callouts are calculated at the time of the failure. Examine the error log for the actual replacement strategy.

---

**BC821204**

**Explanation:**

During processor/memory subsystem initialization, an error was encountered.

**Response:**

The FRU callouts are calculated at the time of the failure. Examine the error log for the actual replacement strategy.

---

**BC821205**

**Explanation:**

During processor/memory subsystem initialization, an error was encountered.

**Response:**

The FRU callouts are calculated at the time of the failure. Examine the error log for the actual replacement strategy.

---

**BC821207**

**Explanation:**

During processor/memory subsystem initialization, an error was encountered.

**Response:**

The FRU callouts are calculated at the time of the failure. Examine the error log for the actual replacement strategy.

---

**BC821209**

**Explanation:**

During processor/memory subsystem initialization, an error was encountered.

**Response:**

The FRU callouts are calculated at the time of the failure. Examine the error log for the actual replacement strategy.

---

**BC82120A**

**Explanation:**

During processor/memory subsystem initialization, an error was encountered.

**Response:**

The FRU callouts are calculated at the time of the failure. Examine the error log for the actual replacement strategy.

---

**BC82120B**

**Explanation:**

During processor/memory subsystem initialization, an error was encountered.

**Response:**

The FRU callouts are calculated at the time of the failure. Examine the error log for the actual replacement strategy.

---

**BC82120C**

**Explanation:**

During processor/memory subsystem initialization, an error was encountered.

**Response:**

The FRU callouts are calculated at the time of the failure. Examine the error log for the actual replacement strategy.

---

**BC821301**

**Explanation:**

During processor/memory subsystem initialization, an error was encountered: Unexpected data from LPC-UART interface.

**Response:**

The FRU callouts are calculated at the time of the failure. See the error log for the actual replacement strategy.

---

**BC821302**

**Explanation:**

During processor/memory subsystem initialization, an error was encountered: Timeout from LPC-UART interface.

**Response:**

The FRU callouts are calculated at the time of the failure. See the error log for the actual replacement strategy.

---

**BC821401**

**Explanation:**

During processor/memory subsystem initialization, an error was encountered.

**Response:**

The FRU callouts are calculated at the time of the failure. Examine the error log for the actual replacement strategy.

---

**BC821402**

**Explanation:**

During processor/memory subsystem initialization, an error was encountered: A maint command SW timed out.

**Response:**

The FRU callouts are calculated at the time of the failure. See the error log for the actual replacement strategy.

---

**BC821403**

**Explanation:**

Task handling mainstore init crashed.

**Response:**

The FRU callouts are calculated at the time of the failure. See the error log for the actual replacement strategy.

---

**BC821602**

**Explanation:**

During processor/memory subsystem initialization, an error was encountered.

**Response:**

The FRU callouts are calculated at the time of the failure. Examine the error log for the actual replacement strategy.

---

**BC821603**

**Explanation:**

During processor/memory subsystem initialization, an error was encountered.

**Response:**

The FRU callouts are calculated at the time of the failure. Examine the error log for the actual replacement strategy.

---

**BC821604**

**Explanation:**

During processor/memory subsystem initialization, an error was encountered.

**Response:**

The FRU callouts are calculated at the time of the failure. Examine the error log for the actual replacement strategy.

---

**BC821605**

**Explanation:**

During processor/memory subsystem initialization, an error was encountered.

**Response:**

The FRU callouts are calculated at the time of the failure. Examine the error log for the actual replacement strategy.

---

**BC821606**

**Explanation:**

During processor/memory subsystem initialization, an error was encountered.

**Response:**

The FRU callouts are calculated at the time of the failure. Examine the error log for the actual replacement strategy.

---

**BC821607**

**Explanation:**

During processor/memory subsystem initialization, an error was encountered.

**Response:**

The FRU callouts are calculated at the time of the failure. Examine the error log for the actual replacement strategy.

---

**BC821608**

**Explanation:**

During processor/memory subsystem initialization, an error was encountered: Insufficient space provided for LID by calling function.

**Response:**

The FRU callouts are calculated at the time of the failure. See the error log for the actual replacement strategy.

---

**BC821609**

**Explanation:**

During processor/memory subsystem initialization, an error was encountered: Unable to unload LID via host interface.

**Response:**

The FRU callouts are calculated at the time of the failure. See the error log for the actual replacement strategy.

---

**BC82160A**

**Explanation:**

During processor/memory subsystem initialization, an error was encountered: Unable to find Lid.

**Response:**

The FRU callouts are calculated at the time of the failure. See the error log for the actual replacement strategy.

---

**BC82160B****Explanation:**

Firmware error during boot.

**Response:**

The FRU callouts are calculated at the time of the failure. See the error log for the actual replacement strategy.

---

**BC82160C****Explanation:**

A problem occurred during the IPL of the system.

**Response:**

The FRU callouts are calculated at the time of the failure. See the error log for the actual replacement strategy.

---

**BC82160D****Explanation:**

A problem occurred during the IPL of the system.

**Response:**

The FRU callouts are calculated at the time of the failure. See the error log for the actual replacement strategy.

---

**BC82160E****Explanation:**

A problem occurred during the IPL of the system.

**Response:**

The FRU callouts are calculated at the time of the failure. See the error log for the actual replacement strategy.

---

**BC82160F****Explanation:**

A problem occurred during the IPL of the system.

**Response:**

The FRU callouts are calculated at the time of the failure. See the error log for the actual replacement strategy.

---

**BC821610****Explanation:**

A problem occurred during the IPL of the system.

**Response:**

The FRU callouts are calculated at the time of the failure. See the error log for the actual replacement strategy.

---

**BC821611****Explanation:**

A problem occurred during the IPL of the system.

**Response:**

The FRU callouts are calculated at the time of the failure. See the error log for the actual replacement strategy.

---

**BC821612****Explanation:**

A problem occurred during the IPL of the system.

**Response:**

The FRU callouts are calculated at the time of the failure. See the error log for the actual replacement strategy.

---

**BC821613****Explanation:**

A problem occurred during the IPL of the system.

**Response:**

The FRU callouts are calculated at the time of the failure. See the error log for the actual replacement strategy.

---

**BC821615****Explanation:**

A problem occurred during the IPL of the system.

**Response:**

The FRU callouts are calculated at the time of the failure. See the error log for the actual replacement strategy.

---

**BC821616****Explanation:**

Firmware Error.

**Response:**

The FRU callouts are calculated at the time of the failure. See the error log for the actual replacement strategy.

---

**BC821617****Explanation:**

Firmware Error.

**Response:**

The FRU callouts are calculated at the time of the failure. See the error log for the actual replacement strategy.

---

**BC821618****Explanation:**

Firmware Error.



**Response:**

The FRU callouts are calculated at the time of the failure. See the error log for the actual replacement strategy.

---

**BC82161A****Explanation:**

Firmware Error.

**Response:**

The FRU callouts are calculated at the time of the failure. See the error log for the actual replacement strategy.

---

**BC82161B****Explanation:**

Firmware Error.

**Response:**

The FRU callouts are calculated at the time of the failure. See the error log for the actual replacement strategy.

---

**BC82161C****Explanation:**

Firmware encountered an internal error.

**Response:**

The FRU callouts are calculated at the time of the failure. See the error log for the actual replacement strategy.

---

**BC82161D****Explanation:**

Firmware load error.

**Response:**

The FRU callouts are calculated at the time of the failure. See the error log for the actual replacement strategy.

---

**BC821700****Explanation:**

During processor/memory subsystem initialization, an error was encountered: Request given to load payload into mirrored memory, but no mirrored memory exists at that location.

**Response:**

The FRU callouts are calculated at the time of the failure. See the error log for the actual replacement strategy.

---

**BC821701****Explanation:**

During processor/memory subsystem initialization, an error was encountered.

**Response:**

The FRU callouts are calculated at the time of the failure. Examine the error log for the actual replacement strategy.

---

**BC821702****Explanation:**

A problem occurred during the IPL of the system.

**Response:**

The FRU callouts are calculated at the time of the failure. Examine the error log for the actual replacement strategy.

---

**BC821703****Explanation:**

A problem occurred during the IPL of the system.

**Response:**

The FRU callouts are calculated at the time of the failure. Examine the error log for the actual replacement strategy.

---

**BC821704****Explanation:**

During processor/memory subsystem initialization, an error was encountered.

**Response:**

The FRU callouts are calculated at the time of the failure. Examine the error log for the actual replacement strategy.

---

**BC821705****Explanation:**

A problem occurred during the IPL of the system.

**Response:**

The FRU callouts are calculated at the time of the failure. Examine the error log for the actual replacement strategy.

---

**BC821706****Explanation:**

A problem occurred during the IPL of the system.

**Response:**

The FRU callouts are calculated at the time of the failure. Examine the error log for the actual replacement strategy.

---

**BC821707****Explanation:**

A problem occurred during the IPL of the system.

**Response:**

The FRU callouts are calculated at the time of the failure. See the error log for the actual replacement strategy.

---

**BC821708****Explanation:**

A problem occurred during the IPL of the system.

**Response:**

The FRU callouts are calculated at the time of the failure. Examine the error log for the actual replacement strategy.

---

**BC821709**

**Explanation:**

During processor/memory subsystem initialization, an error was encountered: Call to getParentAffinityTarget requesting the number of EX chips with parent affinity to a core, returned an incorrect vector size, the expected size is 1.

**Response:**

The FRU callouts are calculated at the time of the failure. See the error log for the actual replacement strategy.

---

**BC82170A**

**Explanation:**

A problem isolated to firmware occurred during the IPL of the system.

**Response:**

The FRU callouts are calculated at the time of the failure. See the error log for the actual replacement strategy.

---

**BC82170B**

**Explanation:**

A problem isolated to firmware or firmware customization occurred during the IPL of the system.

**Response:**

The FRU callouts are calculated at the time of the failure. See the error log for the actual replacement strategy.

---

**BC82170C**

**Explanation:**

A problem isolated to firmware or firmware customization occurred during the IPL of the system.

**Response:**

The FRU callouts are calculated at the time of the failure. See the error log for the actual replacement strategy.

---

**BC82170D**

**Explanation:**

A problem isolated to firmware or firmware customization occurred during the IPL of the system.

**Response:**

The FRU callouts are calculated at the time of the failure. See the error log for the actual replacement strategy.

---

**BC82170E**

**Explanation:**

A problem isolated to firmware or firmware customization occurred during the IPL of the system.

**Response:**

The FRU callouts are calculated at the time of the failure. See the error log for the actual replacement strategy.

---

**BC821711**

**Explanation:**

Platform generated error. See User Data.

**Response:**

The FRU callouts are calculated at the time of the failure. See the error log for the actual replacement strategy.

---

**BC821712**

**Explanation:**

Platform generated error.

**Response:**

The FRU callouts are calculated at the time of the failure. See the error log for the actual replacement strategy.

---

**BC821713**

**Explanation:**

Platform generated error. See User Data.

**Response:**

The FRU callouts are calculated at the time of the failure. See the error log for the actual replacement strategy.

---

**BC821714**

**Explanation:**

A problem occurred during the IPL of the system.

**Response:**

The FRU callouts are calculated at the time of the failure. See the error log for the actual replacement strategy.

---

**BC821715**

**Explanation:**

A problem occurred during the IPL of the system.

**Response:**

The FRU callouts are calculated at the time of the failure. See the error log for the actual replacement strategy.

---

**BC821716**

**Explanation:**

A problem occurred during the IPL of the system.

**Response:**

The FRU callouts are calculated at the time of the failure. See the error log for the actual replacement strategy.

---

**BC82171A****Explanation:**

A problem occurred during the IPL of the system.

**Response:**

The FRU callouts are calculated at the time of the failure. See the error log for the actual replacement strategy.

---

**BC82171B****Explanation:**

A problem occurred during the IPL of the system.

**Response:**

The FRU callouts are calculated at the time of the failure. See the error log for the actual replacement strategy.

---

**BC82171C****Explanation:**

A problem occurred during the IPL of the system.

**Response:**

The FRU callouts are calculated at the time of the failure. See the error log for the actual replacement strategy.

---

**BC82171D****Explanation:**

Platform security problem detected.

**Response:**

The FRU callouts are calculated at the time of the failure. See the error log for the actual replacement strategy.

---

**BC82171E****Explanation:**

During processor/memory subsystem initialization, an error was encountered: There is no functional memory.

**Response:**

The FRU callouts are calculated at the time of the failure. See the error log for the actual replacement strategy.

---

**BC82171F****Explanation:**

A problem occurred during the IPL of the system.

**Response:**

The FRU callouts are calculated at the time of the failure. See the error log for the actual replacement strategy.

---

**BC821720****Explanation:**

A problem occurred during the IPL of the system.

**Response:**

The FRU callouts are calculated at the time of the failure. See the error log for the actual replacement strategy.

---

**BC821721****Explanation:**

Platform security problem detected.

**Response:**

The FRU callouts are calculated at the time of the failure. See the error log for the actual replacement strategy.

---

**BC821722****Explanation:**

Platform security problem detected.

**Response:**

The FRU callouts are calculated at the time of the failure. See the error log for the actual replacement strategy.

---

**BC821723****Explanation:**

Platform security problem detected.

**Response:**

The FRU callouts are calculated at the time of the failure. See the error log for the actual replacement strategy.

---

**BC821724****Explanation:**

Platform security problem detected.

**Response:**

The FRU callouts are calculated at the time of the failure. See the error log for the actual replacement strategy.

---

**BC821725****Explanation:**

Platform security problem detected.

**Response:**

The FRU callouts are calculated at the time of the failure. See the error log for the actual replacement strategy.

---

**BC821726****Explanation:**

Platform security problem detected.

**Response:**

The FRU callouts are calculated at the time of the failure. See the error log for the actual replacement strategy.

---

**BC821727**

**Explanation:**

Platform security problem detected.

**Response:**

The FRU callouts are calculated at the time of the failure. See the error log for the actual replacement strategy.

---

**BC821728****Explanation:**

Platform security problem detected.

**Response:**

The FRU callouts are calculated at the time of the failure. See the error log for the actual replacement strategy.

---

**BC821729****Explanation:**

Host firmware did not find enough hardware to continue the boot.

**Response:**

The FRU callouts are calculated at the time of the failure. See the error log for the actual replacement strategy.

---

**BC821732****Explanation:**

Illegal action during boot.

**Response:**

The FRU callouts are calculated at the time of the failure. See the error log for the actual replacement strategy.

---

**BC821735****Explanation:**

A problem occurred during the IPL of the system.

**Response:**

The FRU callouts are calculated at the time of the failure. See the error log for the actual replacement strategy.

---

**BC821736****Explanation:**

A problem occurred during the IPL of the system.

**Response:**

The FRU callouts are calculated at the time of the failure. See the error log for the actual replacement strategy.

---

**BC821737****Explanation:**

A problem occurred during the IPL of the system.

**Response:**

The FRU callouts are calculated at the time of the failure. See the error log for the actual replacement strategy.

---

**BC821738****Explanation:**

Processor Error.

**Response:**

The FRU callouts are calculated at the time of the failure. See the error log for the actual replacement strategy.

---

**BC821739****Explanation:**

A problem occurred during the IPL of the system and the system will reboot.

**Response:**

The FRU callouts are calculated at the time of the failure. See the error log for the actual replacement strategy.

---

**BC82173A****Explanation:**

A problem occurred during the IPL of the system.

**Response:**

The FRU callouts are calculated at the time of the failure. See the error log for the actual replacement strategy.

---

**BC821740****Explanation:**

During processor/memory subsystem initialization, an error was encountered: messages from other nodes have not returned in time.

**Response:**

The FRU callouts are calculated at the time of the failure. See the error log for the actual replacement strategy.

---

**BC821741****Explanation:**

During processor/memory subsystem initialization, an error was encountered: Freq attribute DATA timer thread failed.

**Response:**

The FRU callouts are calculated at the time of the failure. See the error log for the actual replacement strategy.

---

**BC821742****Explanation:**

Incompatible processor modules installed between drawers.

**Response:**

The FRU callouts are calculated at the time of the failure. See the error log for the actual replacement strategy.

---

**BC821743****Explanation:**

Incompatible processor modules installed between drawers.

**Response:**

The FRU callouts are calculated at the time of the failure. See the error log for the actual replacement strategy.

---

**BC821744****Explanation:**

Incompatible processor modules installed between drawers.

**Response:**

The FRU callouts are calculated at the time of the failure. See the error log for the actual replacement strategy.

---

**BC821745****Explanation:**

Incompatible processor modules installed between drawers.

**Response:**

The FRU callouts are calculated at the time of the failure. See the error log for the actual replacement strategy.

---

**BC821746****Explanation:**

Incompatible processor modules installed between drawers.

**Response:**

The FRU callouts are calculated at the time of the failure. See the error log for the actual replacement strategy.

---

**BC821747****Explanation:**

Host firmware did not find valid hardware to continue the boot.

**Response:**

The FRU callouts are calculated at the time of the failure. See the error log for the actual replacement strategy.

---

**BC821748****Explanation:**

Platform security problem detected.

**Response:**

The FRU callouts are calculated at the time of the failure. See the error log for the actual replacement strategy.

---

**BC821749****Explanation:**

Platform security problem detected.

**Response:**

The FRU callouts are calculated at the time of the failure. See the error log for the actual replacement strategy.

---

**BC82174A****Explanation:**

There was an error training the SMP cables.

**Response:**

The FRU callouts are calculated at the time of the failure. See the error log for the actual replacement strategy.

---

**BC82174C****Explanation:**

A problem isolated to firmware or firmware customization occurred during the IPL of the system.

**Response:**

The FRU callouts are calculated at the time of the failure. See the error log for the actual replacement strategy.

---

**BC82174D****Explanation:**

PNOR-IPMI not enabled, BMC firmware needs to be updated.

**Response:**

The FRU callouts are calculated at the time of the failure. See the error log for the actual replacement strategy.

---

**BC82174E****Explanation:**

During processor/memory subsystem initialization, an error was encountered: Kernel returned error when trying to activate core.

**Response:**

The FRU callouts are calculated at the time of the failure. See the error log for the actual replacement strategy.

---

**BC82174F****Explanation:**

Unexpected IPL firmware data load error.

**Response:**

The FRU callouts are calculated at the time of the failure. See the error log for the actual replacement strategy.

---

**BC821750****Explanation:**

Platform security problem detected.

**Response:**

The FRU callouts are calculated at the time of the failure. See the error log for the actual replacement strategy.

---

**BC821752****Explanation:**

Platform security problem detected.

**Response:**

The FRU callouts are calculated at the time of the failure. See the error log for the actual replacement strategy.

---

**BC821803****Explanation:**

Task analyzing HW errors has failed.

**Response:**

The FRU callouts are calculated at the time of the failure. See the error log for the actual replacement strategy.

---

**BC821804****Explanation:**

Task analyzing HW errors has failed.

**Response:**

The FRU callouts are calculated at the time of the failure. See the error log for the actual replacement strategy.

---

**BC821901****Explanation:**

A problem occurred during the IPL of the system.

**Response:**

The FRU callouts are calculated at the time of the failure. Examine the error log for the actual replacement strategy.

---

**BC821902****Explanation:**

A problem occurred during the IPL of the system.

**Response:**

The FRU callouts are calculated at the time of the failure. Examine the error log for the actual replacement strategy.

---

**BC821903****Explanation:**

A problem occurred during the IPL of the system.

**Response:**

The FRU callouts are calculated at the time of the failure. Examine the error log for the actual replacement strategy.

---

**BC821904****Explanation:**

A problem occurred during the IPL of the system.

**Response:**

The FRU callouts are calculated at the time of the failure. Examine the error log for the actual replacement strategy.

---

**BC82190C****Explanation:**

A problem occurred during the IPL of the system.

**Response:**

The FRU callouts are calculated at the time of the failure. Examine the error log for the actual replacement strategy.

---

**BC821A01****Explanation:**

During processor/memory subsystem initialization, an error was encountered.

**Response:**

The FRU callouts are calculated at the time of the failure. Examine the error log for the actual replacement strategy.

---

**BC821A02****Explanation:**

During processor/memory subsystem initialization, an error was encountered.

**Response:**

The FRU callouts are calculated at the time of the failure. Examine the error log for the actual replacement strategy.

---

**BC821A03****Explanation:**

During processor/memory subsystem initialization, an error was encountered.

**Response:**

The FRU callouts are calculated at the time of the failure. Examine the error log for the actual replacement strategy.

---

**BC821A04****Explanation:**

During processor/memory subsystem initialization, an error was encountered.

**Response:**

The FRU callouts are calculated at the time of the failure. Examine the error log for the actual replacement strategy.

---

**BC821A05****Explanation:**

During processor/memory subsystem initialization, an error was encountered.

**Response:**

The FRU callouts are calculated at the time of the failure. Examine the error log for the actual replacement strategy.

---

**BC821A08****Explanation:**

During processor/memory subsystem initialization, an error was encountered.

**Response:**

The FRU callouts are calculated at the time of the failure. Examine the error log for the actual replacement strategy.

---

**BC821A09****Explanation:**

During processor/memory subsystem initialization, an error was encountered.

**Response:**

The FRU callouts are calculated at the time of the failure. Examine the error log for the actual replacement strategy.

---

**BC821A0A****Explanation:**

During processor/memory subsystem initialization, an error was encountered.

**Response:**

The FRU callouts are calculated at the time of the failure. Examine the error log for the actual replacement strategy.

---

**BC821A0B****Explanation:**

During processor/memory subsystem initialization, an error was encountered.

**Response:**

The FRU callouts are calculated at the time of the failure. Examine the error log for the actual replacement strategy.

---

**BC821A0C****Explanation:**

During processor/memory subsystem initialization, an error was encountered.

**Response:**

The FRU callouts are calculated at the time of the failure. Examine the error log for the actual replacement strategy.

---

---

**BC821A0E****Explanation:**

During processor/memory subsystem initialization, an error was encountered.

**Response:**

The FRU callouts are calculated at the time of the failure. Examine the error log for the actual replacement strategy.

---

**BC821A0F****Explanation:**

During processor/memory subsystem initialization, an error was encountered.

**Response:**

The FRU callouts are calculated at the time of the failure. Examine the error log for the actual replacement strategy.

---

**BC821A10****Explanation:**

During processor/memory subsystem initialization, an error was encountered.

**Response:**

The FRU callouts are calculated at the time of the failure. Examine the error log for the actual replacement strategy.

---

**BC821A11****Explanation:**

During processor/memory subsystem initialization, an error was encountered.

**Response:**

The FRU callouts are calculated at the time of the failure. Examine the error log for the actual replacement strategy.

---

**BC821A12****Explanation:**

During processor/memory subsystem initialization, an error was encountered.

**Response:**

The FRU callouts are calculated at the time of the failure. Examine the error log for the actual replacement strategy.

---

**BC821A14****Explanation:**

During processor/memory subsystem initialization, an error was encountered.

**Response:**

The FRU callouts are calculated at the time of the failure. Examine the error log for the actual replacement strategy.

---

---

**BC821A15****Explanation:**

During processor/memory subsystem initialization, an error was encountered.

**Response:**

The FRU callouts are calculated at the time of the failure. Examine the error log for the actual replacement strategy.

---

**BC821A16****Explanation:**

During processor/memory subsystem initialization, an error was encountered.

**Response:**

The FRU callouts are calculated at the time of the failure. Examine the error log for the actual replacement strategy.

---

**BC821A18****Explanation:**

During processor/memory subsystem initialization, an error was encountered.

**Response:**

The FRU callouts are calculated at the time of the failure. Examine the error log for the actual replacement strategy.

---

**BC821A19****Explanation:**

During processor/memory subsystem initialization, an error was encountered: No associated DMI targeting target(s) found for given MEMBUF targeting target.

**Response:**

The FRU callouts are calculated at the time of the failure. See the error log for the actual replacement strategy.

---

**BC821A1A****Explanation:**

During processor/memory subsystem initialization, an error was encountered: The targeting type of the input targeting target is not supported by runtime code.

**Response:**

The FRU callouts are calculated at the time of the failure. See the error log for the actual replacement strategy.

---

**BC821A1B****Explanation:**

During processor/memory subsystem initialization, an error was encountered: No processor targeting target was found for the given targeting target.

**Response:**

The FRU callouts are calculated at the time of the failure. See the error log for the actual replacement strategy.

---

**BC821A1C****Explanation:**

Kernel failed to unmap memory.

**Response:**

The FRU callouts are calculated at the time of the failure. See the error log for the actual replacement strategy.

---

**BC821A1D****Explanation:**

During processor/memory subsystem initialization, an error was encountered: PM load complex unknown mode.

**Response:**

The FRU callouts are calculated at the time of the failure. See the error log for the actual replacement strategy.

---

**BC821A1E****Explanation:**

During processor/memory subsystem initialization, an error was encountered: HCODE scom update runtime interface not linked.

**Response:**

The FRU callouts are calculated at the time of the failure. See the error log for the actual replacement strategy.

---

**BC821A1F****Explanation:**

During processor/memory subsystem initialization, an error was encountered: HCODE SCOM update error.

**Response:**

The FRU callouts are calculated at the time of the failure. See the error log for the actual replacement strategy.

---

**BC821A20****Explanation:**

Firmware error during boot.

**Response:**

The FRU callouts are calculated at the time of the failure. See the error log for the actual replacement strategy.

---

**BC821A21****Explanation:**

Platform security problem detected.

**Response:**



The FRU callouts are calculated at the time of the failure. See the error log for the actual replacement strategy.

---

**BC821A22****Explanation:**

Platform security problem detected.

**Response:**

The FRU callouts are calculated at the time of the failure. See the error log for the actual replacement strategy.

---

**BC821A23****Explanation:**

Unexpected boot firmware error.

**Response:**

The FRU callouts are calculated at the time of the failure. See the error log for the actual replacement strategy.

---

**BC821A24****Explanation:**

Platform security problem detected.

**Response:**

The FRU callouts are calculated at the time of the failure. See the error log for the actual replacement strategy.

---

**BC821A25****Explanation:**

Platform security problem detected.

**Response:**

The FRU callouts are calculated at the time of the failure. See the error log for the actual replacement strategy.

---

**BC821A26****Explanation:**

Unexpected boot firmware error.

**Response:**

The FRU callouts are calculated at the time of the failure. See the error log for the actual replacement strategy.

---

**BC821A27****Explanation:**

During processor/memory subsystem initialization, an error was encountered: Unable to fill in HB data memory.

**Response:**

The FRU callouts are calculated at the time of the failure. See the error log for the actual replacement strategy.

---

**BC821A28****Explanation:**

Internal system error occurred.

**Response:**

The FRU callouts are calculated at the time of the failure. See the error log for the actual replacement strategy.

---

**BC821A29****Explanation:**

Internal system error occurred.

**Response:**

The FRU callouts are calculated at the time of the failure. See the error log for the actual replacement strategy.

---

**BC821A2A****Explanation:**

Platform security problem detected.

**Response:**

The FRU callouts are calculated at the time of the failure. See the error log for the actual replacement strategy.

---

**BC821A2B****Explanation:**

Platform security problem detected.

**Response:**

The FRU callouts are calculated at the time of the failure. See the error log for the actual replacement strategy.

---

**BC821A2C****Explanation:**

Platform security problem detected.

**Response:**

The FRU callouts are calculated at the time of the failure. See the error log for the actual replacement strategy.

---

**BC821A2D****Explanation:**

Platform security problem detected.

**Response:**

The FRU callouts are calculated at the time of the failure. See the error log for the actual replacement strategy.

---

**BC821A2E****Explanation:**

Platform security problem detected.

**Response:**

The FRU callouts are calculated at the time of the failure. See the error log for the actual replacement strategy.

---

**BC821A2F****Explanation:**

Platform security problem detected.

**Response:**

The FRU callouts are calculated at the time of the failure. See the error log for the actual replacement strategy.

---

**BC821A30****Explanation:**

Platform security problem detected.

**Response:**

The FRU callouts are calculated at the time of the failure. See the error log for the actual replacement strategy.

---

**BC821A31****Explanation:**

Platform security problem detected.

**Response:**

The FRU callouts are calculated at the time of the failure. See the error log for the actual replacement strategy.

---

**BC821A32****Explanation:**

During processor/memory subsystem initialization, an error was encountered: Error with Firmware Notify request.

**Response:**

The FRU callouts are calculated at the time of the failure. See the error log for the actual replacement strategy.

---

**BC821A34****Explanation:**

During processor/memory subsystem initialization, an error was encountered: SBE error recovery attempt failed.

**Response:**

The FRU callouts are calculated at the time of the failure. See the error log for the actual replacement strategy.

---

**BC821A35****Explanation:**

During processor/memory subsystem initialization, an error was encountered: SBE error recovery attempt failed.

**Response:**

The FRU callouts are calculated at the time of the failure. See the error log for the actual replacement strategy.

---

**BC821A37****Explanation:**

During processor/memory subsystem initialization, an error was encountered: The Firmware Request call failed.

**Response:**

The FRU callouts are calculated at the time of the failure. See the error log for the actual replacement strategy.

---

**BC821A38****Explanation:**

During processor/memory subsystem initialization, an error was encountered: The Firmware Request call failed.

**Response:**

The FRU callouts are calculated at the time of the failure. See the error log for the actual replacement strategy.

---

**BC821A39****Explanation:**

During processor/memory subsystem initialization, an error was encountered: The Firmware Request call failed.

**Response:**

The FRU callouts are calculated at the time of the failure. See the error log for the actual replacement strategy.

---

**BC821A3A****Explanation:**

Firmware encountered an internal error.

**Response:**

The FRU callouts are calculated at the time of the failure. See the error log for the actual replacement strategy.

---

**BC821A3B****Explanation:**

Firmware encountered an internal error.

**Response:**

The FRU callouts are calculated at the time of the failure. See the error log for the actual replacement strategy.

---

**BC821A3C****Explanation:**

During processor/memory subsystem initialization, an error was encountered: Attribute failed to update on HBRT side.

**Response:**

The FRU callouts are calculated at the time of the failure. See the error log for the actual replacement strategy.

---

**BC821A3D****Explanation:**

Hostboot attempted to reserve memory outside of allowed range.

**Response:**

The FRU callouts are calculated at the time of the failure. See the error log for the actual replacement strategy.

---

**BC821A3E****Explanation:**

During processor/memory subsystem initialization, an error was encountered: messages from other nodes have not returned in time.

**Response:**

The FRU callouts are calculated at the time of the failure. See the error log for the actual replacement strategy.

---

**BC821A3F****Explanation:**

During processor/memory subsystem initialization, an error was encountered: sendSBESystemConfig timer thread failed.

**Response:**

The FRU callouts are calculated at the time of the failure. See the error log for the actual replacement strategy.

---

**BC821A40****Explanation:**

Informational log containing historic data.

**Response:**

The FRU callouts are calculated at the time of the failure. See the error log for the actual replacement strategy.

---

**BC821A42****Explanation:**

Failure in the security subsystem.

**Response:**

The FRU callouts are calculated at the time of the failure. See the error log for the actual replacement strategy.

---

**BC821A43****Explanation:**

Failure in the security subsystem.

**Response:**

The FRU callouts are calculated at the time of the failure. See the error log for the actual replacement strategy.

---

**BC821A44****Explanation:**

Firmware error initializing system data structures during boot.

**Response:**

The FRU callouts are calculated at the time of the failure. See the error log for the actual replacement strategy.

---

**BC821B01****Explanation:**

Boot firmware has crashed with an internal error.

**Response:**

The FRU callouts are calculated at the time of the failure. See the error log for the actual replacement strategy.

---

**BC821B02****Explanation:**

Boot firmware has crashed with an internal error.

**Response:**

The FRU callouts are calculated at the time of the failure. See the error log for the actual replacement strategy.

---

**BC821B03****Explanation:**

Boot firmware has crashed with an internal error.

**Response:**

The FRU callouts are calculated at the time of the failure. See the error log for the actual replacement strategy.

---

**BC821C01****Explanation:**

During processor/memory subsystem initialization, an error was encountered.

**Response:**

The FRU callouts are calculated at the time of the failure. Examine the error log for the actual replacement strategy.

---

**BC821C02****Explanation:**

During processor/memory subsystem initialization, an error was encountered.

**Response:**

The FRU callouts are calculated at the time of the failure. Examine the error log for the actual replacement strategy.

---

**BC821C03****Explanation:**

ADuring processor/memory subsystem initialization, an error was encountered.

**Response:**

The FRU callouts are calculated at the time of the failure. Examine the error log for the actual replacement strategy.

---

**BC821C05****Explanation:**

During processor/memory subsystem initialization, an error was encountered.

**Response:**

The FRU callouts are calculated at the time of the failure. Examine the error log for the actual replacement strategy.

---

**BC821C06****Explanation:**

During processor/memory subsystem initialization, an error was encountered.

**Response:**

The FRU callouts are calculated at the time of the failure. Examine the error log for the actual replacement strategy.

---

**BC821C07****Explanation:**

During processor/memory subsystem initialization, an error was encountered.

**Response:**

The FRU callouts are calculated at the time of the failure. Examine the error log for the actual replacement strategy.

---

**BC821C08****Explanation:**

During processor/memory subsystem initialization, an error was encountered.

**Response:**

The FRU callouts are calculated at the time of the failure. Examine the error log for the actual replacement strategy.

---

**BC821C09****Explanation:**

During processor/memory subsystem initialization, an error was encountered.

**Response:**

The FRU callouts are calculated at the time of the failure. Examine the error log for the actual replacement strategy.

---

---

**BC821C0A****Explanation:**

During processor/memory subsystem initialization, an error was encountered.

**Response:**

The FRU callouts are calculated at the time of the failure. Examine the error log for the actual replacement strategy.

---

**BC821D01****Explanation:**

A problem occurred during the IPL of the system.

**Response:**

The FRU callouts are calculated at the time of the failure. Examine the error log for the actual replacement strategy.

---

**BC821D03****Explanation:**

During processor/memory subsystem initialization, an error was encountered.

**Response:**

The FRU callouts are calculated at the time of the failure. Examine the error log for the actual replacement strategy.

---

**BC821D04****Explanation:**

During processor/memory subsystem initialization, an error was encountered.

**Response:**

The FRU callouts are calculated at the time of the failure. Examine the error log for the actual replacement strategy.

---

**BC821D05****Explanation:**

During processor/memory subsystem initialization, an error was encountered.

**Response:**

The FRU callouts are calculated at the time of the failure. Examine the error log for the actual replacement strategy.

---

**BC821D06****Explanation:**

During processor/memory subsystem initialization, an error was encountered.

**Response:**

The FRU callouts are calculated at the time of the failure. Examine the error log for the actual replacement strategy.

---

**BC821D07**

**Explanation:**

During processor/memory subsystem initialization, an error was encountered.

**Response:**

The FRU callouts are calculated at the time of the failure. Examine the error log for the actual replacement strategy.

---

**BC821D09****Explanation:**

A problem occurred during the IPL of the system.

**Response:**

The FRU callouts are calculated at the time of the failure. Examine the error log for the actual replacement strategy.

---

**BC821D0B****Explanation:**

A problem occurred during the IPL of the system.

**Response:**

The FRU callouts are calculated at the time of the failure. Examine the error log for the actual replacement strategy.

---

**BC821D0D****Explanation:**

A problem occurred during the IPL of the system.

**Response:**

The FRU callouts are calculated at the time of the failure. Examine the error log for the actual replacement strategy.

---

**BC821D0E****Explanation:**

A problem occurred during the IPL of the system.

**Response:**

The FRU callouts are calculated at the time of the failure. Examine the error log for the actual replacement strategy.

---

**BC821D0F****Explanation:**

A problem occurred during the IPL of the system.

**Response:**

The FRU callouts are calculated at the time of the failure. Examine the error log for the actual replacement strategy.

---

**BC821D10****Explanation:**

A problem occurred during the IPL of the system.

**Response:**

The FRU callouts are calculated at the time of the failure. Examine the error log for the actual replacement strategy.

---

**BC821D11****Explanation:**

A problem occurred during the IPL of the system.

**Response:**

The FRU callouts are calculated at the time of the failure. Examine the error log for the actual replacement strategy.

---

**BC821D13****Explanation:**

A problem occurred during the IPL of the system.

**Response:**

The FRU callouts are calculated at the time of the failure. Examine the error log for the actual replacement strategy.

---

**BC821D14****Explanation:**

A problem occurred during the IPL of the system.

**Response:**

The FRU callouts are calculated at the time of the failure. Examine the error log for the actual replacement strategy.

---

**BC821D15****Explanation:**

A problem occurred during the IPL of the system.

**Response:**

The FRU callouts are calculated at the time of the failure. Examine the error log for the actual replacement strategy.

---

**BC821D16****Explanation:**

During processor/memory subsystem initialization, an error was encountered.

**Response:**

The FRU callouts are calculated at the time of the failure. Examine the error log for the actual replacement strategy.

---

**BC821D18****Explanation:**

During processor/memory subsystem initialization, an error was encountered.

**Response:**

The FRU callouts are calculated at the time of the failure. Examine the error log for the actual replacement strategy.

---

**BC821D19**

**Explanation:**

During processor/memory subsystem initialization, an error was encountered.

**Response:**

The FRU callouts are calculated at the time of the failure. Examine the error log for the actual replacement strategy.

---

**BC821D1A****Explanation:**

During processor/memory subsystem initialization, an error was encountered.

**Response:**

The FRU callouts are calculated at the time of the failure. Examine the error log for the actual replacement strategy.

---

**BC821D1B****Explanation:**

During processor/memory subsystem initialization, an error was encountered.

**Response:**

The FRU callouts are calculated at the time of the failure. Examine the error log for the actual replacement strategy.

---

**BC821D1C****Explanation:**

During processor/memory subsystem initialization, an error was encountered.

**Response:**

The FRU callouts are calculated at the time of the failure. Examine the error log for the actual replacement strategy.

---

**BC821D30****Explanation:**

During processor/memory subsystem initialization, an error was encountered: The VHDR was invalid.

**Response:**

The FRU callouts are calculated at the time of the failure. See the error log for the actual replacement strategy.

---

**BC821D31****Explanation:**

During processor/memory subsystem initialization, an error was encountered: Both VPD read Processor NOR flash and VPD read HW configs are set to false.

**Response:**

The FRU callouts are calculated at the time of the failure. See the error log for the actual replacement strategy.

---

**BC821D32****Explanation:**

During processor/memory subsystem initialization, an error was encountered: writePNOR mm\_remove\_pages FLUSH failed.

**Response:**

The FRU callouts are calculated at the time of the failure. See the error log for the actual replacement strategy.

---

**BC821D33****Explanation:**

During processor/memory subsystem initialization, an error was encountered: Unexpected target type.

**Response:**

The FRU callouts are calculated at the time of the failure. See the error log for the actual replacement strategy.

---

**BC821D34****Explanation:**

During processor/memory subsystem initialization, an error was encountered: Unable to resolve the VPD destination (PNOR or SEEPROM).

**Response:**

The FRU callouts are calculated at the time of the failure. See the error log for the actual replacement strategy.

---

**BC821D35****Explanation:**

Fatal firmware boot error.

**Response:**

The FRU callouts are calculated at the time of the failure. See the error log for the actual replacement strategy.

---

**BC821D36****Explanation:**

During processor/memory subsystem initialization, an error was encountered: Invalid data length.

**Response:**

The FRU callouts are calculated at the time of the failure. See the error log for the actual replacement strategy.

---

**BC821D37****Explanation:**

During processor/memory subsystem initialization, an error was encountered: MBOX send not supported in HBRT.

**Response:**

The FRU callouts are calculated at the time of the failure. See the error log for the actual replacement strategy.

---

**BC821D3B****Explanation:**

During processor/memory subsystem initialization, an error was encountered: Node for VPD is too large.

**Response:**

The FRU callouts are calculated at the time of the failure. See the error log for the actual replacement strategy.

---

**BC821D3C****Explanation:**

Firmware error writing VPD.

**Response:**

The FRU callouts are calculated at the time of the failure. See the error log for the actual replacement strategy.

---

**BC821D3D****Explanation:**

Runtime vital product data update failure.

**Response:**

The FRU callouts are calculated at the time of the failure. See the error log for the actual replacement strategy.

---

**BC821D3E****Explanation:**

Firmware configuration error.

**Response:**

The FRU callouts are calculated at the time of the failure. See the error log for the actual replacement strategy.

---

**BC821D3F****Explanation:**

Firmware error during boot.

**Response:**

The FRU callouts are calculated at the time of the failure. See the error log for the actual replacement strategy.

---

**BC821E01****Explanation:**

During processor/memory subsystem initialization, an error was encountered.

**Response:**

The FRU callouts are calculated at the time of the failure. Examine the error log for the actual replacement strategy.

---

**BC821E02****Explanation:**

During processor/memory subsystem initialization, an error was encountered.

**Response:**

The FRU callouts are calculated at the time of the failure. Examine the error log for the actual replacement strategy.

---

**BC821E03****Explanation:**

A problem occurred during the IPL of the system.

**Response:**

The FRU callouts are calculated at the time of the failure. Examine the error log for the actual replacement strategy.

---

**BC821E05****Explanation:**

A problem occurred during the IPL of the system.

**Response:**

The FRU callouts are calculated at the time of the failure. Examine the error log for the actual replacement strategy.

---

**BC821E06****Explanation:**

A problem occurred during the IPL of the system.

**Response:**

The FRU callouts are calculated at the time of the failure. Examine the error log for the actual replacement strategy.

---

**BC821E07****Explanation:**

A problem occurred during the IPL of the system.

**Response:**

The FRU callouts are calculated at the time of the failure. Examine the error log for the actual replacement strategy.

---

**BC821E09****Explanation:**

Unexpected internal firmware error.

**Response:**

The FRU callouts are calculated at the time of the failure. See the error log for the actual replacement strategy.

---

**BC821E0B****Explanation:**

Security failure occurred during the IPL of the system.

**Response:**

The FRU callouts are calculated at the time of the failure. See the error log for the actual replacement strategy.

---

**BC821E0C****Explanation:**

Firmware Error.

**Response:**

The FRU callouts are calculated at the time of the failure. See the error log for the actual replacement strategy.

---

**BC821E0D**

**Explanation:**

Firmware Error.

**Response:**

The FRU callouts are calculated at the time of the failure. See the error log for the actual replacement strategy.

---

**BC821E0E**

**Explanation:**

Platform security problem detected.

**Response:**

The FRU callouts are calculated at the time of the failure. See the error log for the actual replacement strategy.

---

**BC821E0F**

**Explanation:**

Firmware Error.

**Response:**

The FRU callouts are calculated at the time of the failure. See the error log for the actual replacement strategy.

---

**BC821E10**

**Explanation:**

Firmware Error.

**Response:**

The FRU callouts are calculated at the time of the failure. See the error log for the actual replacement strategy.

---

**BC821E11**

**Explanation:**

Firmware Error.

**Response:**

The FRU callouts are calculated at the time of the failure. See the error log for the actual replacement strategy.

---

**BC821E12**

**Explanation:**

Firmware Error.

**Response:**

The FRU callouts are calculated at the time of the failure. See the error log for the actual replacement strategy.

---

**BC821E13**

**Explanation:**

Boot firmware integrity issue; Reinstall boot firmware.

**Response:**

The FRU callouts are calculated at the time of the failure. See the error log for the actual replacement strategy.

---

**BC821E14**

**Explanation:**

Secure Boot failure.

**Response:**

The FRU callouts are calculated at the time of the failure. See the error log for the actual replacement strategy.

---

**BC821E15**

**Explanation:**

Planar jumper configuration.

**Response:**

The FRU callouts are calculated at the time of the failure. See the error log for the actual replacement strategy.

---

**BC821E16**

**Explanation:**

A problem occurred during the IPL of the system.

**Response:**

The FRU callouts are calculated at the time of the failure. See the error log for the actual replacement strategy.

---

**BC821E17**

**Explanation:**

Could not allocate any requested SMF memory.

**Response:**

The FRU callouts are calculated at the time of the failure. See the error log for the actual replacement strategy.

---

**BC821E18**

**Explanation:**

SMF secure memory allocation request altered to satisfy memory allocation rules.

**Response:**

The FRU callouts are calculated at the time of the failure. See the error log for the actual replacement strategy.

---

**BC821E20**

**Explanation:**

Secure Boot failure.

**Response:**



The FRU callouts are calculated at the time of the failure. See the error log for the actual replacement strategy.

---

**BC821E21****Explanation:**

Secure Boot failure.

**Response:**

The FRU callouts are calculated at the time of the failure. See the error log for the actual replacement strategy.

---

**BC821E22****Explanation:**

Secure Boot failure.

**Response:**

The FRU callouts are calculated at the time of the failure. See the error log for the actual replacement strategy.

---

**BC821E23****Explanation:**

Secure Boot failure.

**Response:**

The FRU callouts are calculated at the time of the failure. See the error log for the actual replacement strategy.

---

**BC821E24****Explanation:**

Secure Boot failure.

**Response:**

The FRU callouts are calculated at the time of the failure. See the error log for the actual replacement strategy.

---

**BC821E25****Explanation:**

Secure Boot failure.

**Response:**

The FRU callouts are calculated at the time of the failure. See the error log for the actual replacement strategy.

---

**BC821E26****Explanation:**

Secure Boot failure.

**Response:**

The FRU callouts are calculated at the time of the failure. See the error log for the actual replacement strategy.

---

**BC821E27****Explanation:**

Secure Boot failure.

**Response:**

The FRU callouts are calculated at the time of the failure. See the error log for the actual replacement strategy.

---

**BC821E28****Explanation:**

Secure Boot failure.

**Response:**

The FRU callouts are calculated at the time of the failure. See the error log for the actual replacement strategy.

---

**BC821E29****Explanation:**

Secure Boot failure.

**Response:**

The FRU callouts are calculated at the time of the failure. See the error log for the actual replacement strategy.

---

**BC821E2A****Explanation:**

Secure Boot failure.

**Response:**

The FRU callouts are calculated at the time of the failure. See the error log for the actual replacement strategy.

---

**BC821E2B****Explanation:**

Secure Boot failure.

**Response:**

The FRU callouts are calculated at the time of the failure. See the error log for the actual replacement strategy.

---

**BC821E2D****Explanation:**

During processor/memory subsystem initialization, an error was encountered: Could not fetch primary TPM's Log.

**Response:**

The FRU callouts are calculated at the time of the failure. See the error log for the actual replacement strategy.

---

**BC821E30****Explanation:**

Trusted Boot failure.

**Response:**

The FRU callouts are calculated at the time of the failure. See the error log for the actual replacement strategy.

---

**BC821E31****Explanation:**

Trusted Boot failure.

**Response:**

The FRU callouts are calculated at the time of the failure. See the error log for the actual replacement strategy.

---

**BC821E32****Explanation:**

Trusted Boot failure.

**Response:**

The FRU callouts are calculated at the time of the failure. See the error log for the actual replacement strategy.

---

**BC821E33****Explanation:**

Trusted Boot failure.

**Response:**

The FRU callouts are calculated at the time of the failure. See the error log for the actual replacement strategy.

---

**BC821E34****Explanation:**

Trusted Boot failure.

**Response:**

The FRU callouts are calculated at the time of the failure. See the error log for the actual replacement strategy.

---

**BC821E41****Explanation:**

A problem occurred during the IPL of the system.

**Response:**

The FRU callouts are calculated at the time of the failure. See the error log for the actual replacement strategy.

---

**BC821E42****Explanation:**

A problem occurred during the IPL of the system.

**Response:**

The FRU callouts are calculated at the time of the failure. See the error log for the actual replacement strategy.

---

**BC821E43****Explanation:**

A problem occurred during the IPL of the system.

**Response:**

The FRU callouts are calculated at the time of the failure. See the error log for the actual replacement strategy.

---

**BC821E44****Explanation:**

Physical Presence was Asserted.

**Response:**

The FRU callouts are calculated at the time of the failure. See the error log for the actual replacement strategy.

---

**BC821E45****Explanation:**

Re-IPLing to open a Physical Presence Window.

**Response:**

The FRU callouts are calculated at the time of the failure. See the error log for the actual replacement strategy.

---

**BC821E46****Explanation:**

A problem occurred during the IPL of the system.

**Response:**

The FRU callouts are calculated at the time of the failure. See the error log for the actual replacement strategy.

---

**BC821E47****Explanation:**

Detected Special Key Clear Request.

**Response:**

The FRU callouts are calculated at the time of the failure. See the error log for the actual replacement strategy.

---

**BC821EA0****Explanation:**

During processor/memory subsystem initialization, an error was encountered: Invalid operation type.

**Response:**

The FRU callouts are calculated at the time of the failure. See the error log for the actual replacement strategy.

---

**BC821EA1****Explanation:**

During processor/memory subsystem initialization, an error was encountered: No Trusted Platform Modules (TPM) found in system.

**Response:**

The FRU callouts are calculated at the time of the failure. See the error log for the actual replacement strategy.

---

**BC821EA2****Explanation:**

During processor/memory subsystem initialization, an error was encountered: Command failure reading Trusted Platform Module (TPM) FW version.

**Response:**

The FRU callouts are calculated at the time of the failure. See the error log for the actual replacement strategy.

---

**BC821EA3****Explanation:**

During processor/memory subsystem initialization, an error was encountered: Command failure reading Trusted Platform Module (TPM) FW version.

**Response:**

The FRU callouts are calculated at the time of the failure. See the error log for the actual replacement strategy.

---

**BC821EA4****Explanation:**

During processor/memory subsystem initialization, an error was encountered: Command failure reading Trusted Platform Module (TPM) FW version.

**Response:**

The FRU callouts are calculated at the time of the failure. See the error log for the actual replacement strategy.

---

**BC821EA5****Explanation:**

During processor/memory subsystem initialization, an error was encountered: Command failure reading Trusted Platform Module (TPM) FW version.

**Response:**

The FRU callouts are calculated at the time of the failure. See the error log for the actual replacement strategy.

---

**BC821EA6****Explanation:**

During processor/memory subsystem initialization, an error was encountered: Unsupported command code during marshal.

**Response:**

The FRU callouts are calculated at the time of the failure. See the error log for the actual replacement strategy.

---

**BC821EA7****Explanation:**

During processor/memory subsystem initialization, an error was encountered: Marshaling error detected.

**Response:**

The FRU callouts are calculated at the time of the failure. See the error log for the actual replacement strategy.

---

**BC821EA8****Explanation:**

During processor/memory subsystem initialization, an error was encountered: Unsupported command code during unmarshal.

**Response:**

The FRU callouts are calculated at the time of the failure. See the error log for the actual replacement strategy.

---

**BC821EA9****Explanation:**

During processor/memory subsystem initialization, an error was encountered: Unmarshaling error detected.

**Response:**

The FRU callouts are calculated at the time of the failure. See the error log for the actual replacement strategy.

---

**BC821F01****Explanation:**

During processor/memory subsystem initialization, an error was encountered.

**Response:**

The FRU callouts are calculated at the time of the failure. Examine the error log for the actual replacement strategy.

---

**BC822001****Explanation:**

Firmware error while initializing power management hardware.

**Response:**

Consult FRU list to determine exact failure.

---

**BC822011****Explanation:**

Firmware error, update code to the latest release.

**Response:**

Consult FRU list to determine exact failure.

---

**BC822013****Explanation:**

Firmware error during code update, some power management function may be lost.

**Response:**

Consult FRU list to determine exact failure.

---

**BC822014****Explanation:**

Firmware error while initializing power management hardware.

**Response:**

Consult FRU list to determine exact failure.

---

**BC822017**

**Explanation:**

Firmware error while initializing power management hardware.

**Response:**

Consult FRU list to determine exact failure.

---

**BC822018**

**Explanation:**

Firmware error while initializing power management hardware.

**Response:**

Consult FRU list to determine exact failure.

---

**BC82201F**

**Explanation:**

Firmware error while initializing power management hardware.

**Response:**

Consult FRU list to determine exact failure.

---

**BC822020**

**Explanation:**

Firmware error while initializing power management hardware.

**Response:**

Consult FRU list to determine exact failure.

---

**BC822021**

**Explanation:**

Firmware error while initializing power management hardware.

**Response:**

Consult FRU list to determine exact failure.

---

**BC822022**

**Explanation:**

Firmware error while initializing power management hardware.

**Response:**

Consult FRU list to determine exact failure.

---

**BC822023**

**Explanation:**

Firmware error while initializing power management hardware.

**Response:**

Consult FRU list to determine exact failure.

---

**BC822024**

**Explanation:**

Firmware error while initializing power management hardware.

**Response:**

Consult FRU list to determine exact failure.

---

**BC822025**

**Explanation:**

Firmware error while initializing power management hardware.

**Response:**

Consult FRU list to determine exact failure.

---

**BC822028**

**Explanation:**

Firmware error while initializing power management hardware.

**Response:**

Consult FRU list to determine exact failure.

---

**BC822029**

**Explanation:**

Firmware error while initializing power management hardware.

**Response:**

Consult FRU list to determine exact failure.

---

**BC82202A**

**Explanation:**

Firmware error while initializing power management hardware.

**Response:**

Consult FRU list to determine exact failure.

---

**BC82202C**

**Explanation:**

Firmware error while initializing power management hardware.

**Response:**

Consult FRU list to determine exact failure.

---

**BC82202D**

**Explanation:**

Firmware error while initializing power management hardware.

**Response:**

Consult FRU list to determine exact failure.

---

**BC82202E**

**Explanation:**

Firmware error while initializing power management hardware.

**Response:**  
Consult FRU list to determine exact failure.

---

**BC82202F**

**Explanation:**  
Firmware error while initializing power management hardware.

**Response:**  
Consult FRU list to determine exact failure.

---

**BC822032**

**Explanation:**  
Firmware error while initializing power management hardware.

**Response:**  
Consult FRU list to determine exact failure.

---

**BC822036**

**Explanation:**  
Firmware error while initializing power management hardware.

**Response:**  
Consult FRU list to determine exact failure.

---

**BC822037**

**Explanation:**  
Firmware error while initializing power management hardware.

**Response:**  
Consult FRU list to determine exact failure.

---

**BC822038**

**Explanation:**  
Firmware error while initializing power management hardware.

**Response:**  
Consult FRU list to determine exact failure.

---

**BC822039**

**Explanation:**  
Firmware error while initializing power management hardware.

**Response:**  
Consult FRU list to determine exact failure.

---

**BC82203A**

**Explanation:**  
Firmware error while initializing power management hardware.

**Response:**  
Consult FRU list to determine exact failure.

---

**BC82203C**

**Explanation:**

Firmware error while initializing power management hardware.

**Response:**  
Consult FRU list to determine exact failure.

---

**BC822041**

**Explanation:**  
Firmware error while initializing power management hardware.

**Response:**  
Consult FRU list to determine exact failure.

---

**BC822042**

**Explanation:**  
Firmware error while initializing power management hardware.

**Response:**  
Consult FRU list to determine exact failure.

---

**BC822101**

**Explanation:**  
During processor/memory subsystem initialization, an error was encountered.

**Response:**  
The FRU callouts are calculated at the time of the failure. Examine the error log for the actual replacement strategy.

---

**BC822102**

**Explanation:**  
During processor/memory subsystem initialization, an error was encountered.

**Response:**  
The FRU callouts are calculated at the time of the failure. Examine the error log for the actual replacement strategy.

---

**BC822201**

**Explanation:**  
A problem occurred during the IPL of the system.

**Response:**  
The FRU callouts are calculated at the time of the failure. Examine the error log for the actual replacement strategy.

---

**BC822202**

**Explanation:**  
A problem occurred during the IPL of the system.

**Response:**  
The FRU callouts are calculated at the time of the failure. Examine the error log for the actual replacement strategy.

---

**BC822203**

**Explanation:**

A problem occurred during the IPL of the system.

**Response:**

The FRU callouts are calculated at the time of the failure. Examine the error log for the actual replacement strategy.

---

**BC822204****Explanation:**

A problem occurred during the IPL of the system.

**Response:**

The FRU callouts are calculated at the time of the failure. Examine the error log for the actual replacement strategy.

---

**BC822206****Explanation:**

A problem occurred during the IPL of the system.

**Response:**

The FRU callouts are calculated at the time of the failure. Examine the error log for the actual replacement strategy.

---

**BC822207****Explanation:**

A problem occurred during the IPL of the system.

**Response:**

The FRU callouts are calculated at the time of the failure. Examine the error log for the actual replacement strategy.

---

**BC822208****Explanation:**

A problem occurred during the IPL of the system.

**Response:**

The FRU callouts are calculated at the time of the failure. Examine the error log for the actual replacement strategy.

---

**BC82220A****Explanation:**

A problem occurred during the IPL of the system.

**Response:**

The FRU callouts are calculated at the time of the failure. Examine the error log for the actual replacement strategy.

---

**BC82220B****Explanation:**

A problem occurred during the IPL of the system.

**Response:**

The FRU callouts are calculated at the time of the failure. Examine the error log for the actual replacement strategy.

---

**BC82220D****Explanation:**

A problem occurred during the IPL of the system.

**Response:**

The FRU callouts are calculated at the time of the failure. Examine the error log for the actual replacement strategy.

---

**BC82220E****Explanation:**

During processor/memory subsystem initialization, an error was encountered.

**Response:**

The FRU callouts are calculated at the time of the failure. Examine the error log for the actual replacement strategy.

---

**BC82220F****Explanation:**

During processor/memory subsystem initialization, an error was encountered.

**Response:**

The FRU callouts are calculated at the time of the failure. Examine the error log for the actual replacement strategy.

---

**BC822210****Explanation:**

A problem occurred during the IPL of the system.

**Response:**

The FRU callouts are calculated at the time of the failure. Examine the error log for the actual replacement strategy.

---

**BC822211****Explanation:**

A problem occurred during the IPL of the system.

**Response:**

The FRU callouts are calculated at the time of the failure. Examine the error log for the actual replacement strategy.

---

**BC822212****Explanation:**

During processor/memory subsystem initialization, an error was encountered.

**Response:**

The FRU callouts are calculated at the time of the failure. Examine the error log for the actual replacement strategy.

---

**BC822213****Explanation:**

During processor/memory subsystem initialization, an error was encountered: Self Boot Engine (SBE) Verion Miscompare with Master Target.

**Response:**

The FRU callouts are calculated at the time of the failure. See the error log for the actual replacement strategy.

---

**BC822214**

**Explanation:**

During processor/memory subsystem initialization, an error was encountered: Error Associated with Updating this Target.

**Response:**

The FRU callouts are calculated at the time of the failure. See the error log for the actual replacement strategy.

---

**BC822215**

**Explanation:**

During processor/memory subsystem initialization, an error was encountered: Self Boot Engine (SBE) Image Verion Miscompare with Master Target.

**Response:**

The FRU callouts are calculated at the time of the failure. See the error log for the actual replacement strategy.

---

**BC822217**

**Explanation:**

Unsupported system configuration.

**Response:**

The FRU callouts are calculated at the time of the failure. See the error log for the actual replacement strategy.

---

**BC822218**

**Explanation:**

Unsupported system configuration.

**Response:**

The FRU callouts are calculated at the time of the failure. See the error log for the actual replacement strategy.

---

**BC822219**

**Explanation:**

A problem occurred while updating processor boot code.

**Response:**

The FRU callouts are calculated at the time of the failure. See the error log for the actual replacement strategy.

---

**BC82221A**

**Explanation:**

A problem occurred while updating processor boot code.

**Response:**

The FRU callouts are calculated at the time of the failure. See the error log for the actual replacement strategy.

---

**BC82221B**

**Explanation:**

SBE is not being updated.

**Response:**

The FRU callouts are calculated at the time of the failure. See the error log for the actual replacement strategy.

---

**BC82221D**

**Explanation:**

Chip level is invalid.

**Response:**

The FRU callouts are calculated at the time of the failure. See the error log for the actual replacement strategy.

---

**BC82221E**

**Explanation:**

A problem occurred while updating processor boot code.

**Response:**

The FRU callouts are calculated at the time of the failure. See the error log for the actual replacement strategy.

---

**BC82221F**

**Explanation:**

A problem occurred while updating processor boot code.

**Response:**

The FRU callouts are calculated at the time of the failure. See the error log for the actual replacement strategy.

---

**BC822300**

**Explanation:**

A problem occurred during the IPL of the system.

**Response:**

The FRU callouts are calculated at the time of the failure. See the error log for the actual replacement strategy.

---

**BC822301**

**Explanation:**

A problem occurred during the IPL of the system.

**Response:**

The FRU callouts are calculated at the time of the failure. See the error log for the actual replacement strategy.

---

**BC822302****Explanation:**

A problem occurred during the IPL of the system.

**Response:**

The FRU callouts are calculated at the time of the failure. See the error log for the actual replacement strategy.

---

**BC822303****Explanation:**

A problem occurred during the IPL of the system.

**Response:**

The FRU callouts are calculated at the time of the failure. See the error log for the actual replacement strategy.

---

**BC822310****Explanation:**

A problem occurred during the IPL of the system.

**Response:**

The FRU callouts are calculated at the time of the failure. See the error log for the actual replacement strategy.

---

**BC822401****Explanation:**

Firmware error accessing internal bus during IPL.

**Response:**

The FRU callouts are calculated at the time of the failure. See the error log for the actual replacement strategy.

---

**BC822402****Explanation:**

Hardware error accessing internal bus during IPL.

**Response:**

The FRU callouts are calculated at the time of the failure. See the error log for the actual replacement strategy.

---

**BC822403****Explanation:**

Firmware error accessing internal bus during IPL.

**Response:**

The FRU callouts are calculated at the time of the failure. See the error log for the actual replacement strategy.

---

**BC822404****Explanation:**

During processor/memory subsystem initialization, an error was encountered: Error(s) found in OPB and/or LPCHC Status Register.

**Response:**

The FRU callouts are calculated at the time of the failure. See the error log for the actual replacement strategy.

---

**BC822405****Explanation:**

During processor/memory subsystem initialization, an error was encountered: Unsupported Reset Level requested.

**Response:**

The FRU callouts are calculated at the time of the failure. See the error log for the actual replacement strategy.

---

**BC822406****Explanation:**

Firmware error during boot flash diagnostics.

**Response:**

The FRU callouts are calculated at the time of the failure. See the error log for the actual replacement strategy.

---

**BC822407****Explanation:**

Firmware error during boot flash diagnostics.

**Response:**

The FRU callouts are calculated at the time of the failure. See the error log for the actual replacement strategy.

---

**BC822408****Explanation:**

Firmware error during boot flash diagnostics.

**Response:**

The FRU callouts are calculated at the time of the failure. See the error log for the actual replacement strategy.

---

**BC822409****Explanation:**

Firmware error during boot flash diagnostics.

**Response:**

The FRU callouts are calculated at the time of the failure. See the error log for the actual replacement strategy.

---

**BC82240A****Explanation:**

Error(s) found in LPCHC Status Register.

**Response:**



The FRU callouts are calculated at the time of the failure. See the error log for the actual replacement strategy.

---

**BC822501****Explanation:**

Firmware error during system boot.

**Response:**

The FRU callouts are calculated at the time of the failure. See the error log for the actual replacement strategy.

---

**BC822502****Explanation:**

Firmware error.

**Response:**

The FRU callouts are calculated at the time of the failure. See the error log for the actual replacement strategy.

---

**BC822503****Explanation:**

Firmware error during IPMI event handling.

**Response:**

The FRU callouts are calculated at the time of the failure. See the error log for the actual replacement strategy.

---

**BC822504****Explanation:**

During processor/memory subsystem initialization, an error was encountered: Command not valid for this sensor.

**Response:**

The FRU callouts are calculated at the time of the failure. See the error log for the actual replacement strategy.

---

**BC822505****Explanation:**

During processor/memory subsystem initialization, an error was encountered: Set sensor reading command failed.

**Response:**

The FRU callouts are calculated at the time of the failure. See the error log for the actual replacement strategy.

---

**BC822506****Explanation:**

During processor/memory subsystem initialization, an error was encountered: Set sensor reading command failed.

**Response:**

The FRU callouts are calculated at the time of the failure. See the error log for the actual replacement strategy.

---

**BC822507****Explanation:**

During processor/memory subsystem initialization, an error was encountered: Requested sensor is not present.

**Response:**

The FRU callouts are calculated at the time of the failure. See the error log for the actual replacement strategy.

---

**BC822508****Explanation:**

During processor/memory subsystem initialization, an error was encountered: Set sensor reading command failed.

**Response:**

The FRU callouts are calculated at the time of the failure. See the error log for the actual replacement strategy.

---

**BC822509****Explanation:**

Unexpected IPMI completion code from the BMC.

**Response:**

The FRU callouts are calculated at the time of the failure. See the error log for the actual replacement strategy.

---

**BC82250A****Explanation:**

The DCMI command to retrieve the power limit data from the BMC has failed, the user defined power limit cannot be applied.

**Response:**

The FRU callouts are calculated at the time of the failure. See the error log for the actual replacement strategy.

---

**BC82250B****Explanation:**

Request to get sensor reading IPMI completion code can be seen in userdata1 field of the log.

**Response:**

The FRU callouts are calculated at the time of the failure. See the error log for the actual replacement strategy.

---

**BC82250C****Explanation:**

During processor/memory subsystem initialization, an error was encountered: Request to get sensor type form the bmc failed.

**Response:**

The FRU callouts are calculated at the time of the failure. See the error log for the actual replacement strategy.

---

**BC82250D**

**Explanation:**

Unable to determine sensor information.

**Response:**

The FRU callouts are calculated at the time of the failure. See the error log for the actual replacement strategy.

---

**BC82250E**

**Explanation:**

During processor/memory subsystem initialization, an error was encountered: VPD data is invalid size.

**Response:**

The FRU callouts are calculated at the time of the failure. See the error log for the actual replacement strategy.

---

**BC82250F**

**Explanation:**

The passed in sensor number is not valid.

**Response:**

The FRU callouts are calculated at the time of the failure. See the error log for the actual replacement strategy.

---

**BC822510**

**Explanation:**

Unable to find a valid sensor setting.

**Response:**

The FRU callouts are calculated at the time of the failure. See the error log for the actual replacement strategy.

---

**BC822601**

**Explanation:**

During processor/memory subsystem initialization, an error was encountered: OCC is not valid.

**Response:**

The FRU callouts are calculated at the time of the failure. See the error log for the actual replacement strategy.

---

**BC822602**

**Explanation:**

During processor/memory subsystem initialization, an error was encountered: Throttle numerator calculated doesn't meet min utilization.

**Response:**

The FRU callouts are calculated at the time of the failure. See the error log for the actual replacement strategy.

---

**BC822603**

**Explanation:**

During processor/memory subsystem initialization, an error was encountered: Throttle HW procedure calculated an invalid numerator value.

**Response:**

The FRU callouts are calculated at the time of the failure. See the error log for the actual replacement strategy.

---

**BC822605**

**Explanation:**

During processor/memory subsystem initialization, an error was encountered: OCC not ready for target state.

**Response:**

The FRU callouts are calculated at the time of the failure. See the error log for the actual replacement strategy.

---

**BC82260E**

**Explanation:**

During processor/memory subsystem initialization, an error was encountered: Unable to send cmd to OCC exception.

**Response:**

The FRU callouts are calculated at the time of the failure. See the error log for the actual replacement strategy.

---

**BC822616**

**Explanation:**

During processor/memory subsystem initialization, an error was encountered: OCCs did not all reach active state, system will be in Safe Mode.

**Response:**

The FRU callouts are calculated at the time of the failure. See the error log for the actual replacement strategy.

---

**BC822618**

**Explanation:**

During processor/memory subsystem initialization, an error was encountered: Invalid response length received.

**Response:**

The FRU callouts are calculated at the time of the failure. See the error log for the actual replacement strategy.

---

**BC822619**

**Explanation:**

During processor/memory subsystem initialization, an error was encountered: OCC response had checksum failure.

**Response:**

The FRU callouts are calculated at the time of the failure. See the error log for the actual replacement strategy.

---

**BC82261B****Explanation:**

During processor/memory subsystem initialization, an error was encountered: Invalid length in OCC response.

**Response:**

The FRU callouts are calculated at the time of the failure. See the error log for the actual replacement strategy.

---

**BC82261C****Explanation:**

During processor/memory subsystem initialization, an error was encountered: Invalid POLL response length.

**Response:**

The FRU callouts are calculated at the time of the failure. See the error log for the actual replacement strategy.

---

**BC82261D****Explanation:**

During processor/memory subsystem initialization, an error was encountered: Bad FRU data received in OCC error log.

**Response:**

The FRU callouts are calculated at the time of the failure. See the error log for the actual replacement strategy.

---

**BC822622****Explanation:**

During processor/memory subsystem initialization, an error was encountered: Invalid role is POLL response.

**Response:**

The FRU callouts are calculated at the time of the failure. See the error log for the actual replacement strategy.

---

**BC822623****Explanation:**

During processor/memory subsystem initialization, an error was encountered: Ignoring invalid command.

**Response:**

The FRU callouts are calculated at the time of the failure. See the error log for the actual replacement strategy.

---

**BC822624****Explanation:**

During processor/memory subsystem initialization, an error was encountered: No functional OCCs were found.

**Response:**

The FRU callouts are calculated at the time of the failure. See the error log for the actual replacement strategy.

---

**BC822625****Explanation:**

During processor/memory subsystem initialization, an error was encountered: OCCs were not loaded/started successfully.

**Response:**

The FRU callouts are calculated at the time of the failure. See the error log for the actual replacement strategy.

---

**BC822626****Explanation:**

During processor/memory subsystem initialization, an error was encountered: OCC did not change to requested state.

**Response:**

The FRU callouts are calculated at the time of the failure. See the error log for the actual replacement strategy.

---

**BC822635****Explanation:**

During processor/memory subsystem initialization, an error was encountered: Timeout waiting for OCC response.

**Response:**

The FRU callouts are calculated at the time of the failure. See the error log for the actual replacement strategy.

---

**BC822645****Explanation:**

During processor/memory subsystem initialization, an error was encountered: No OCC target found for proc Target,.

**Response:**

The FRU callouts are calculated at the time of the failure. See the error log for the actual replacement strategy.

---

**BC822655****Explanation:**

During processor/memory subsystem initialization, an error was encountered: No OCC master was found.

**Response:**

The FRU callouts are calculated at the time of the failure. See the error log for the actual replacement strategy.

---

**BC822656****Explanation:**

During processor/memory subsystem initialization, an error was encountered: OCC reset threshold reached. Leaving OCCs in reset state.

**Response:**

The FRU callouts are calculated at the time of the failure. See the error log for the actual replacement strategy.

---

**BC822663****Explanation:**

During processor/memory subsystem initialization, an error was encountered: Invalid OCC error log data.

**Response:**

The FRU callouts are calculated at the time of the failure. See the error log for the actual replacement strategy.

---

**BC82267D****Explanation:**

During processor/memory subsystem initialization, an error was encountered: Bad FRU data received in OCC error log.

**Response:**

The FRU callouts are calculated at the time of the failure. See the error log for the actual replacement strategy.

---

**BC82267F****Explanation:**

During processor/memory subsystem initialization, an error was encountered: No FRU callouts found for non-info OCC Error.

**Response:**

The FRU callouts are calculated at the time of the failure. See the error log for the actual replacement strategy.

---

**BC822701****Explanation:**

During processor/memory subsystem initialization, an error was encountered: Invalid operation type.

**Response:**

The FRU callouts are calculated at the time of the failure. See the error log for the actual replacement strategy.

---

**BC822702****Explanation:**

A problem was detected during the IPL of the system: Device type not supported.

**Response:**

The FRU callouts are calculated at the time of the failure. See the error log for the actual replacement strategy.

---

**BC822703****Explanation:**

During processor/memory subsystem initialization, an error was encountered: TPM attribute was not found.

**Response:**

The FRU callouts are calculated at the time of the failure. See the error log for the actual replacement strategy.

---

**BC822705****Explanation:**

During processor/memory subsystem initialization, an error was encountered: I2C master entity path doesn't exist.

**Response:**

The FRU callouts are calculated at the time of the failure. See the error log for the actual replacement strategy.

---

**BC822706****Explanation:**

During processor/memory subsystem initialization, an error was encountered: I2C master path target is null.

**Response:**

The FRU callouts are calculated at the time of the failure. See the error log for the actual replacement strategy.

---

**BC822707****Explanation:**

During processor/memory subsystem initialization, an error was encountered: Invalid address offset size.

**Response:**

The FRU callouts are calculated at the time of the failure. See the error log for the actual replacement strategy.

---

**BC822708****Explanation:**

A problem occurred during the IPL of the system: TPM buffer is too large.

**Response:**

The FRU callouts are calculated at the time of the failure. See the error log for the actual replacement strategy.

---

**BC822709****Explanation:**

A problem occurred during the IPL of the system: TPM underflow.

**Response:**

The FRU callouts are calculated at the time of the failure. See the error log for the actual replacement strategy.

---

**BC82270A**

**Explanation:**

A problem occurred during the IPL of the system: TPM timeout.

**Response:**

The FRU callouts are calculated at the time of the failure. See the error log for the actual replacement strategy.

---

**BC82270B**

**Explanation:**

During processor/memory subsystem initialization, an error was encountered: Invalid operation type.

**Response:**

The FRU callouts are calculated at the time of the failure. See the error log for the actual replacement strategy.

---

**BC82270C**

**Explanation:**

During processor/memory subsystem initialization, an error was encountered: Invalid address offset size.

**Response:**

The FRU callouts are calculated at the time of the failure. See the error log for the actual replacement strategy.

---

**BC82270D**

**Explanation:**

A trusted platform module (TPM) that was expected to be present was not detected properly.

**Response:**

The FRU callouts are calculated at the time of the failure. See the error log for the actual replacement strategy.

---

**BC82270E**

**Explanation:**

Trusted boot problem detected.

**Response:**

The FRU callouts are calculated at the time of the failure. See the error log for the actual replacement strategy.

---

**BC82270F**

**Explanation:**

Trusted boot problem detected.

**Response:**

The FRU callouts are calculated at the time of the failure. See the error log for the actual replacement strategy.

---

**BC822710**

**Explanation:**

Unexpected trusted boot related failure.

**Response:**

The FRU callouts are calculated at the time of the failure. See the error log for the actual replacement strategy.

---

**BC822711**

**Explanation:**

Unexpected trusted boot related failure.

**Response:**

The FRU callouts are calculated at the time of the failure. See the error log for the actual replacement strategy.

---

**BC822801**

**Explanation:**

Firmware error communicating with boot device.

**Response:**

The FRU callouts are calculated at the time of the failure. See the error log for the actual replacement strategy.

---

**BC822802**

**Explanation:**

Firmware error communicating with boot device.

**Response:**

The FRU callouts are calculated at the time of the failure. See the error log for the actual replacement strategy.

---

**BC822803**

**Explanation:**

Firmware error communicating with boot device.

**Response:**

The FRU callouts are calculated at the time of the failure. See the error log for the actual replacement strategy.

---

**BC822804**

**Explanation:**

Firmware error communicating with boot device.

**Response:**

The FRU callouts are calculated at the time of the failure. See the error log for the actual replacement strategy.

---

**BC822806**

**Explanation:**

Firmware logic bug detected.

**Response:**

The FRU callouts are calculated at the time of the failure. See the error log for the actual replacement strategy.

---

**BC822810**

**Explanation:**

During processor/memory subsystem initialization, an error was encountered: Timeout waiting for upstream FIFO to have room to write.

**Response:**

The FRU callouts are calculated at the time of the failure. See the error log for the actual replacement strategy.

---

**BC822811**

**Explanation:**

During processor/memory subsystem initialization, an error was encountered: EOT not received before downstream buffer full.

**Response:**

The FRU callouts are calculated at the time of the failure. See the error log for the actual replacement strategy.

---

**BC822812**

**Explanation:**

During processor/memory subsystem initialization, an error was encountered: The distance to the status header is not within the response buffer.

**Response:**

The FRU callouts are calculated at the time of the failure. See the error log for the actual replacement strategy.

---

**BC822813**

**Explanation:**

During processor/memory subsystem initialization, an error was encountered: Status header does not start with magic number or non-zero primary or secondary status.

**Response:**

The FRU callouts are calculated at the time of the failure. See the error log for the actual replacement strategy.

---

**BC822814**

**Explanation:**

During processor/memory subsystem initialization, an error was encountered: Timeout waiting for downstream FIFO to have data to receive.

**Response:**

The FRU callouts are calculated at the time of the failure. See the error log for the actual replacement strategy.

---

**BC822815**

**Explanation:**

Firmware error communicating with boot device.

**Response:**

The FRU callouts are calculated at the time of the failure. See the error log for the actual replacement strategy.

---

**BC822816**

**Explanation:**

Firmware error communicating with boot device.

**Response:**

The FRU callouts are calculated at the time of the failure. See the error log for the actual replacement strategy.

---

**BC822817**

**Explanation:**

Firmware error communicating with boot device.

**Response:**

The FRU callouts are calculated at the time of the failure. See the error log for the actual replacement strategy.

---

**BC822818**

**Explanation:**

Firmware error communicating with boot device.

**Response:**

The FRU callouts are calculated at the time of the failure. See the error log for the actual replacement strategy.

---

**BC822819**

**Explanation:**

Firmware error communicating with boot device.

**Response:**

The FRU callouts are calculated at the time of the failure. See the error log for the actual replacement strategy.

---

**BC82281A**

**Explanation:**

During processor/memory subsystem initialization, an error was encountered: If the size of the FFDC package exceeds our allocated buffer size, we log it.

**Response:**

The FRU callouts are calculated at the time of the failure. See the error log for the actual replacement strategy.

---

**BC822831**

**Explanation:**

Firmware error communicating with boot device.

**Response:**

The FRU callouts are calculated at the time of the failure. See the error log for the actual replacement strategy.

---

**BC822832****Explanation:**

Firmware error communicating with boot device.

**Response:**

The FRU callouts are calculated at the time of the failure. See the error log for the actual replacement strategy.

---

**BC822833****Explanation:**

Firmware error communicating with boot device.

**Response:**

The FRU callouts are calculated at the time of the failure. See the error log for the actual replacement strategy.

---

**BC822834****Explanation:**

Firmware error communicating with boot device.

**Response:**

The FRU callouts are calculated at the time of the failure. See the error log for the actual replacement strategy.

---

**BC822835****Explanation:**

Firmware error communicating with boot device.

**Response:**

The FRU callouts are calculated at the time of the failure. See the error log for the actual replacement strategy.

---

**BC822836****Explanation:**

Firmware error communicating with boot device.

**Response:**

The FRU callouts are calculated at the time of the failure. See the error log for the actual replacement strategy.

---

**BC822837****Explanation:**

Firmware error communicating with boot device.

**Response:**

The FRU callouts are calculated at the time of the failure. See the error log for the actual replacement strategy.

---

**BC822838****Explanation:**

Firmware error communicating with boot device.

**Response:**

The FRU callouts are calculated at the time of the failure. See the error log for the actual replacement strategy.

---

**BC822839****Explanation:**

Firmware error communicating with boot device.

**Response:**

The FRU callouts are calculated at the time of the failure. See the error log for the actual replacement strategy.

---

**BC82283A****Explanation:**

Firmware error communicating with boot device.

**Response:**

The FRU callouts are calculated at the time of the failure. See the error log for the actual replacement strategy.

---

**BC82283B****Explanation:**

Firmware error communicating with boot device.

**Response:**

The FRU callouts are calculated at the time of the failure. See the error log for the actual replacement strategy.

---

**BC82283C****Explanation:**

Firmware error communicating with boot device.

**Response:**

The FRU callouts are calculated at the time of the failure. See the error log for the actual replacement strategy.

---

**BC82283D****Explanation:**

During processor/memory subsystem initialization, an error was encountered: Unable to inform OPAL of SBE failure.

**Response:**

The FRU callouts are calculated at the time of the failure. See the error log for the actual replacement strategy.

---

**BC822850****Explanation:**

A problem occurred during the IPL.

---

**Response:**

The FRU callouts are calculated at the time of the failure. See the error log for the actual replacement strategy.

---

**BC822851****Explanation:**

A problem occurred during the IPL.

**Response:**

The FRU callouts are calculated at the time of the failure. See the error log for the actual replacement strategy.

---

**BC822852****Explanation:**

During processor/memory subsystem initialization, an error was encountered: SBE booted from unexpected side.

**Response:**

The FRU callouts are calculated at the time of the failure. See the error log for the actual replacement strategy.

---

**BC822853****Explanation:**

During processor/memory subsystem initialization, an error was encountered: There is no recovery action on the SBE. We're garding this proc.

**Response:**

The FRU callouts are calculated at the time of the failure. See the error log for the actual replacement strategy.

---

**BC822854****Explanation:**

The SBE did not start, we will attempt a reboot if possible.

**Response:**

The FRU callouts are calculated at the time of the failure. See the error log for the actual replacement strategy.

---

**BC822856****Explanation:**

During processor/memory subsystem initialization, an error was encountered: This function was called incorrectly or there is a new enum that is not handled yet.

**Response:**

The FRU callouts are calculated at the time of the failure. See the error log for the actual replacement strategy.

---

**BC822857****Explanation:**

FFDC associated with boot device failing to boot.

**Response:**

The FRU callouts are calculated at the time of the failure. See the error log for the actual replacement strategy.

---

**BC822858****Explanation:**

A processor in the system has failed to initialize.

**Response:**

The FRU callouts are calculated at the time of the failure. See the error log for the actual replacement strategy.

---

**BC82285B****Explanation:**

Extra FFDC gathered, marked information event.

**Response:**

The FRU callouts are calculated at the time of the failure. See the error log for the actual replacement strategy.

---

**BC82285C****Explanation:**

Processor Error.

**Response:**

The FRU callouts are calculated at the time of the failure. See the error log for the actual replacement strategy.

---

**BC82285D****Explanation:**

Processor Error.

**Response:**

The FRU callouts are calculated at the time of the failure. See the error log for the actual replacement strategy.

---

**BC82285E****Explanation:**

Processor Error.

**Response:**

The FRU callouts are calculated at the time of the failure. See the error log for the actual replacement strategy.

---

**BC82285F****Explanation:**

During processor/memory subsystem initialization, an error was encountered: Call to PSU Chip Op returned an unexpected message type.

**Response:**



The FRU callouts are calculated at the time of the failure. See the error log for the actual replacement strategy.

---

**BC822861****Explanation:**

During processor/memory subsystem initialization, an error was encountered: Could not register mailbox message queue.

**Response:**

The FRU callouts are calculated at the time of the failure. See the error log for the actual replacement strategy.

---

**BC822862****Explanation:**

Processor Error.

**Response:**

The FRU callouts are calculated at the time of the failure. See the error log for the actual replacement strategy.

---

**BC822BA0****Explanation:**

Failure detected in security subsystem.

**Response:**

The FRU callouts are calculated at the time of the failure. See the error log for the actual replacement strategy.

---

**BC822BA2****Explanation:**

Failure detected in security subsystem.

**Response:**

The FRU callouts are calculated at the time of the failure. See the error log for the actual replacement strategy.

---

**BC822BA3****Explanation:**

Failure detected in security subsystem.

**Response:**

The FRU callouts are calculated at the time of the failure. See the error log for the actual replacement strategy.

---

**BC822BA4****Explanation:**

Failure detected in security subsystem.

**Response:**

The FRU callouts are calculated at the time of the failure. See the error log for the actual replacement strategy.

---

**BC822BA5****Explanation:**

Failure detected in security subsystem.

**Response:**

The FRU callouts are calculated at the time of the failure. See the error log for the actual replacement strategy.

---

**BC822BA6****Explanation:**

Failure detected in security subsystem.

**Response:**

The FRU callouts are calculated at the time of the failure. See the error log for the actual replacement strategy.

---

**BC822BA7****Explanation:**

Failure detected in security subsystem.

**Response:**

The FRU callouts are calculated at the time of the failure. See the error log for the actual replacement strategy.

---

**BC822BA8****Explanation:**

Failure detected in security subsystem.

**Response:**

The FRU callouts are calculated at the time of the failure. See the error log for the actual replacement strategy.

---

**BC822BA9****Explanation:**

During processor/memory subsystem initialization, an error was encountered: Unmarshal error while replaying tpm log.

**Response:**

The FRU callouts are calculated at the time of the failure. See the error log for the actual replacement strategy.

---

**BC822BAA****Explanation:**

TPM log overflow.

**Response:**

The FRU callouts are calculated at the time of the failure. See the error log for the actual replacement strategy.

---

**BC822BAB****Explanation:**

TPM log operation failure.

**Response:**

The FRU callouts are calculated at the time of the failure. See the error log for the actual replacement strategy.

---

**BC822BAC****Explanation:**

TPM log buffer init failure.

**Response:**

The FRU callouts are calculated at the time of the failure. See the error log for the actual replacement strategy.

---

**BC822BAD****Explanation:**

The system is configured for Secure Boot and trusted platform module required mode; at least one functional trusted platform module is required to boot the system, but none are available. Therefore, the system will terminate. Trusted platform module required mode may be disabled via the appropriate systems management interface to allow platform boot without the remote trusted attestation capability. Look for other errors which call out the trusted platform module and follow the repair actions for these errors.

**Response:**

The FRU callouts are calculated at the time of the failure. See the error log for the actual replacement strategy.

---

**BC822BAE****Explanation:**

Failure detected in security subsystem.

**Response:**

The FRU callouts are calculated at the time of the failure. See the error log for the actual replacement strategy.

---

**BC822BAF****Explanation:**

Failure detected in security subsystem.

**Response:**

The FRU callouts are calculated at the time of the failure. See the error log for the actual replacement strategy.

---

**BC822BB0****Explanation:**

TPM log invalid format.

**Response:**

The FRU callouts are calculated at the time of the failure. See the error log for the actual replacement strategy.

---

**BC822BB1****Explanation:**

Firmware error during system boot.

**Response:**

The FRU callouts are calculated at the time of the failure. See the error log for the actual replacement strategy.

---

**BC822BB2****Explanation:**

Firmware error during system boot.

**Response:**

The FRU callouts are calculated at the time of the failure. See the error log for the actual replacement strategy.

---

**BC822BB3****Explanation:**

Firmware error during system boot.

**Response:**

The FRU callouts are calculated at the time of the failure. See the error log for the actual replacement strategy.

---

**BC822BB4****Explanation:**

Platform security problem detected.

**Response:**

The FRU callouts are calculated at the time of the failure. See the error log for the actual replacement strategy.

---

**BC822BB5****Explanation:**

Failure detected in security subsystem.

**Response:**

The FRU callouts are calculated at the time of the failure. See the error log for the actual replacement strategy.

---

**BC822BB7****Explanation:**

Trusted Boot failure.

**Response:**

The FRU callouts are calculated at the time of the failure. See the error log for the actual replacement strategy.

---

**BC822BB8****Explanation:**

Trusted boot failure.

**Response:**

The FRU callouts are calculated at the time of the failure. See the error log for the actual replacement strategy.

---

**BC822BB9**

**Explanation:**

Trusted boot failure.

**Response:**

The FRU callouts are calculated at the time of the failure. See the error log for the actual replacement strategy.

---

**BC822BBA****Explanation:**

Trusted boot failure.

**Response:**

The FRU callouts are calculated at the time of the failure. See the error log for the actual replacement strategy.

---

**BC822BBB****Explanation:**

Trusted boot failure.

**Response:**

The FRU callouts are calculated at the time of the failure. See the error log for the actual replacement strategy.

---

**BC822BBC****Explanation:**

Trusted boot failure.

**Response:**

The FRU callouts are calculated at the time of the failure. See the error log for the actual replacement strategy.

---

**BC822BBD****Explanation:**

trustedboot failure.

**Response:**

The FRU callouts are calculated at the time of the failure. See the error log for the actual replacement strategy.

---

**BC823325****Explanation:**

During processor/memory subsystem initialization, an error was encountered: Unable to resolve other end of xbus.

**Response:**

The FRU callouts are calculated at the time of the failure. See the error log for the actual replacement strategy.

---

**BC823326****Explanation:**

During processor/memory subsystem initialization, an error was encountered: Unable to resolve other end of xbus.

**Response:**

The FRU callouts are calculated at the time of the failure. See the error log for the actual replacement strategy.

---

**BC823327****Explanation:**

Firmware Error.

**Response:**

The FRU callouts are calculated at the time of the failure. See the error log for the actual replacement strategy.

---

**BC823328****Explanation:**

Firmware Error.

**Response:**

The FRU callouts are calculated at the time of the failure. See the error log for the actual replacement strategy.

---

**BC823329****Explanation:**

Firmware Error.

**Response:**

The FRU callouts are calculated at the time of the failure. See the error log for the actual replacement strategy.

---

**BC82332A****Explanation:**

Firmware Error.

**Response:**

The FRU callouts are calculated at the time of the failure. See the error log for the actual replacement strategy.

---

**BC82332B****Explanation:**

Firmware Error.

**Response:**

The FRU callouts are calculated at the time of the failure. See the error log for the actual replacement strategy.

---

**BC82332C****Explanation:**

Firmware Error.

**Response:**

The FRU callouts are calculated at the time of the failure. See the error log for the actual replacement strategy.

---

**BC82332D****Explanation:**

Firmware Error.

**Response:**

The FRU callouts are calculated at the time of the failure. See the error log for the actual replacement strategy.

---

**BC82332E**

**Explanation:**

Firmware Error.

**Response:**

The FRU callouts are calculated at the time of the failure. See the error log for the actual replacement strategy.

---

**BC82332F**

**Explanation:**

Firmware Error.

**Response:**

The FRU callouts are calculated at the time of the failure. See the error log for the actual replacement strategy.

---

**BC823330**

**Explanation:**

Firmware Error.

**Response:**

The FRU callouts are calculated at the time of the failure. See the error log for the actual replacement strategy.

---

**BC823331**

**Explanation:**

Firmware Error.

**Response:**

The FRU callouts are calculated at the time of the failure. See the error log for the actual replacement strategy.

---

**BC823332**

**Explanation:**

Firmware Error.

**Response:**

The FRU callouts are calculated at the time of the failure. See the error log for the actual replacement strategy.

---

**BC823333**

**Explanation:**

Firmware Error.

**Response:**

The FRU callouts are calculated at the time of the failure. See the error log for the actual replacement strategy.

---

**BC823334**

**Explanation:**

During processor/memory subsystem initialization, an error was encountered: platGetMBvdpdMemoryDataVersion could not find the expected 1 mba from the passed dimm target.

**Response:**

The FRU callouts are calculated at the time of the failure. See the error log for the actual replacement strategy.

---

**BC823335**

**Explanation:**

During processor/memory subsystem initialization, an error was encountered: platGetMBvdpdMemoryDataVersion could not find an mba parent target from the passed in dimm target.

**Response:**

The FRU callouts are calculated at the time of the failure. See the error log for the actual replacement strategy.

---

**BC823336**

**Explanation:**

During processor/memory subsystem initialization, an error was encountered: platGetMBvdpdMemoryDataVersion could not find any child mba's from the passed in target of type TYPE\_MEMBUF.

**Response:**

The FRU callouts are calculated at the time of the failure. See the error log for the actual replacement strategy.

---

**BC823337**

**Explanation:**

During processor/memory subsystem initialization, an error was encountered: platGetMBvdpdMemoryDataVersion requires a target of type TYPE\_MBA or TYPE\_MEMBUF.

**Response:**

The FRU callouts are calculated at the time of the failure. See the error log for the actual replacement strategy.

---

**BC823339**

**Explanation:**

Internal firmware error.

**Response:**

The FRU callouts are calculated at the time of the failure. See the error log for the actual replacement strategy.

---

**BC82333A**

**Explanation:**

Internal firmware error.

**Response:**

The FRU callouts are calculated at the time of the failure. See the error log for the actual replacement strategy.

---

**BC82333B****Explanation:**

Internal firmware error.

**Response:**

The FRU callouts are calculated at the time of the failure. See the error log for the actual replacement strategy.

---

**BC82333C****Explanation:**

Internal firmware error.

**Response:**

The FRU callouts are calculated at the time of the failure. See the error log for the actual replacement strategy.

---

**BC82333D****Explanation:**

Internal firmware error.

**Response:**

The FRU callouts are calculated at the time of the failure. See the error log for the actual replacement strategy.

---

**BC82333E****Explanation:**

Internal firmware error.

**Response:**

The FRU callouts are calculated at the time of the failure. See the error log for the actual replacement strategy.

---

**BC823340****Explanation:**

Internal firmware error.

**Response:**

The FRU callouts are calculated at the time of the failure. See the error log for the actual replacement strategy.

---

**BC823343****Explanation:**

Internal firmware error.

**Response:**

The FRU callouts are calculated at the time of the failure. See the error log for the actual replacement strategy.

---

**BC823403****Explanation:**

A problem occurred while running processor boot code.

**Response:**

The FRU callouts are calculated at the time of the failure. See the error log for the actual replacement strategy.

---

**BC823404****Explanation:**

A problem occurred while running processor boot code.

**Response:**

The FRU callouts are calculated at the time of the failure. See the error log for the actual replacement strategy.

---

**BC823405****Explanation:**

A problem occurred while running processor boot code.

**Response:**

The FRU callouts are calculated at the time of the failure. See the error log for the actual replacement strategy.

---

**BC823406****Explanation:**

A problem occurred while running processor boot code.

**Response:**

The FRU callouts are calculated at the time of the failure. See the error log for the actual replacement strategy.

---

**BC823407****Explanation:**

A problem occurred while running processor boot code.

**Response:**

The FRU callouts are calculated at the time of the failure. See the error log for the actual replacement strategy.

---

**BC823408****Explanation:**

A problem occurred while running processor boot code.

**Response:**

The FRU callouts are calculated at the time of the failure. See the error log for the actual replacement strategy.

---

**BC823409****Explanation:**

A problem occurred while running processor boot code.

**Response:**

The FRU callouts are calculated at the time of the failure. See the error log for the actual replacement strategy.

---

**BC82340A**

**Explanation:**

A problem occurred while running processor boot code.

**Response:**

The FRU callouts are calculated at the time of the failure. See the error log for the actual replacement strategy.

---

**BC82340B**

**Explanation:**

A problem occurred while running processor boot code.

**Response:**

The FRU callouts are calculated at the time of the failure. See the error log for the actual replacement strategy.

---

**BC82340C**

**Explanation:**

A problem occurred while running processor boot code.

**Response:**

The FRU callouts are calculated at the time of the failure. See the error log for the actual replacement strategy.

---

**BC82340F**

**Explanation:**

Failed to load boot firmware.

**Response:**

The FRU callouts are calculated at the time of the failure. See the error log for the actual replacement strategy.

---

**BC823501**

**Explanation:**

During processor/memory subsystem initialization, an error was encountered: Invalid operation type.

**Response:**

The FRU callouts are calculated at the time of the failure. See the error log for the actual replacement strategy.

---

**BC823502**

**Explanation:**

A problem was detected during the IPL of the system: Device type not supported.

**Response:**

The FRU callouts are calculated at the time of the failure. See the error log for the actual replacement strategy.

---

**BC823503**

**Explanation:**

During processor/memory subsystem initialization, an error was encountered: NVDIMM attribute was not found.

**Response:**

The FRU callouts are calculated at the time of the failure. See the error log for the actual replacement strategy.

---

**BC823505**

**Explanation:**

During processor/memory subsystem initialization, an error was encountered: I2C master entity path doesn't exist.

**Response:**

The FRU callouts are calculated at the time of the failure. See the error log for the actual replacement strategy.

---

**BC823506**

**Explanation:**

During processor/memory subsystem initialization, an error was encountered: I2C master path target is null.

**Response:**

The FRU callouts are calculated at the time of the failure. See the error log for the actual replacement strategy.

---

**BC823507**

**Explanation:**

During processor/memory subsystem initialization, an error was encountered: Invalid address offset size.

**Response:**

The FRU callouts are calculated at the time of the failure. See the error log for the actual replacement strategy.

---

**BC823508**

**Explanation:**

A problem occurred during the IPL of the system: I2C buffer offset is too large.

**Response:**

The FRU callouts are calculated at the time of the failure. See the error log for the actual replacement strategy.

---

**BC823509**

**Explanation:**

During processor/memory subsystem initialization, an error was encountered: I2C write page size is zero.

**Response:**

The FRU callouts are calculated at the time of the failure. See the error log for the actual replacement strategy.

---

**BC82350A**

**Explanation:**

During processor/memory subsystem initialization, an error was encountered: NVDIMM register offset out of bound.

**Response:**

The FRU callouts are calculated at the time of the failure. See the error log for the actual replacement strategy.

---

**BC82350D**

**Explanation:**

NVDIMM timed out.

**Response:**

The FRU callouts are calculated at the time of the failure. See the error log for the actual replacement strategy.

---

**BC82350E**

**Explanation:**

NVDIMM timed out.

**Response:**

The FRU callouts are calculated at the time of the failure. See the error log for the actual replacement strategy.

---

**BC82350F**

**Explanation:**

NVDIMM timed out.

**Response:**

The FRU callouts are calculated at the time of the failure. See the error log for the actual replacement strategy.

---

**BC823512**

**Explanation:**

NVDIMM encountered error setting the energy source policy.

**Response:**

The FRU callouts are calculated at the time of the failure. See the error log for the actual replacement strategy.

---

**BC823516**

**Explanation:**

Encountered error performing internal operation on NVDIMM.

**Response:**

The FRU callouts are calculated at the time of the failure. See the error log for the actual replacement strategy.

---

**BC823517**

**Explanation:**

NVDIMM timed out.

**Response:**

The FRU callouts are calculated at the time of the failure. See the error log for the actual replacement strategy.

---

**BC823518**

**Explanation:**

NVDIMM encountered error arming save trigger.

**Response:**

The FRU callouts are calculated at the time of the failure. See the error log for the actual replacement strategy.

---

**BC823519**

**Explanation:**

NVDIMM error erasing data image.

**Response:**

The FRU callouts are calculated at the time of the failure. See the error log for the actual replacement strategy.

---

**BC82351A**

**Explanation:**

NVDIMM failed to restore data.

**Response:**

The FRU callouts are calculated at the time of the failure. See the error log for the actual replacement strategy.

---

**BC82351B**

**Explanation:**

NVDIMM not ready.

**Response:**

The FRU callouts are calculated at the time of the failure. See the error log for the actual replacement strategy.

---

**BC82351C**

**Explanation:**

Internal firmware error.

**Response:**

The FRU callouts are calculated at the time of the failure. See the error log for the actual replacement strategy.

---

**BC82351D**

**Explanation:**

NVDIMM not updated.

**Response:**

The FRU callouts are calculated at the time of the failure. See the error log for the actual replacement strategy.

---

**BC82351E**

**Explanation:**

NVDIMM not updated.

**Response:**

The FRU callouts are calculated at the time of the failure. See the error log for the actual replacement strategy.

---

**BC82351F**

**Explanation:**

NVDIMM not updated.

**Response:**

The FRU callouts are calculated at the time of the failure. See the error log for the actual replacement strategy.

---

**BC823520**

**Explanation:**

NVDIMM not updated.

**Response:**

The FRU callouts are calculated at the time of the failure. See the error log for the actual replacement strategy.

---

**BC823521**

**Explanation:**

NVDIMM not updated.

**Response:**

The FRU callouts are calculated at the time of the failure. See the error log for the actual replacement strategy.

---

**BC823522**

**Explanation:**

NVDIMM not updated.

**Response:**

The FRU callouts are calculated at the time of the failure. See the error log for the actual replacement strategy.

---

**BC823523**

**Explanation:**

NVDIMM not updated.

**Response:**

The FRU callouts are calculated at the time of the failure. See the error log for the actual replacement strategy.

---

**BC823524**

**Explanation:**

NVDIMM not updated.

**Response:**

The FRU callouts are calculated at the time of the failure. See the error log for the actual replacement strategy.

---

**BC823525**

**Explanation:**

NVDIMM not updated.

**Response:**

The FRU callouts are calculated at the time of the failure. See the error log for the actual replacement strategy.

---

**BC823526**

**Explanation:**

NVDIMM not updated.

**Response:**

The FRU callouts are calculated at the time of the failure. See the error log for the actual replacement strategy.

---

**BC823527**

**Explanation:**

NVDIMM not updated.

**Response:**

The FRU callouts are calculated at the time of the failure. See the error log for the actual replacement strategy.

---

**BC823528**

**Explanation:**

NVDIMM update started.

**Response:**

The FRU callouts are calculated at the time of the failure. See the error log for the actual replacement strategy.

---

**BC823529**

**Explanation:**

NVDIMM was successfully updated.

**Response:**

The FRU callouts are calculated at the time of the failure. See the error log for the actual replacement strategy.

---

**BC82352A**

**Explanation:**

NVDIMM error generating encryption keys.

**Response:**

The FRU callouts are calculated at the time of the failure. See the error log for the actual replacement strategy.

---



---

**BC82352B****Explanation:**

NVDIMM error erasing data image.

**Response:**

The FRU callouts are calculated at the time of the failure. See the error log for the actual replacement strategy.

---

**BC82352C****Explanation:**

NVDIMM error during Catastrophic Save.

**Response:**

The FRU callouts are calculated at the time of the failure. See the error log for the actual replacement strategy.

---

**BC82352D****Explanation:**

NVDIMM failed module health status check.

**Response:**

The FRU callouts are calculated at the time of the failure. See the error log for the actual replacement strategy.

---

**BC82352E****Explanation:**

NVDIMM failed module health status check.

**Response:**

The FRU callouts are calculated at the time of the failure. See the error log for the actual replacement strategy.

---

**BC82352F****Explanation:**

NVDIMM failed module health status check.

**Response:**

The FRU callouts are calculated at the time of the failure. See the error log for the actual replacement strategy.

---

**BC823538****Explanation:**

NVDIMM failed module health status check.

**Response:**

The FRU callouts are calculated at the time of the failure. See the error log for the actual replacement strategy.

---

**BC82353E****Explanation:**

NVDIMM failed to enable event notificaitons.

**Response:**

The FRU callouts are calculated at the time of the failure. See the error log for the actual replacement strategy.

---

**BC82353F****Explanation:**

NVDIMM register error.

**Response:**

The FRU callouts are calculated at the time of the failure. See the error log for the actual replacement strategy.

---

**BC823540****Explanation:**

NVDIMM encryption error.

**Response:**

The FRU callouts are calculated at the time of the failure. See the error log for the actual replacement strategy.

---

**BC823541****Explanation:**

NVDIMM register error.

**Response:**

The FRU callouts are calculated at the time of the failure. See the error log for the actual replacement strategy.

---

**BC823542****Explanation:**

NVDIMM register error.

**Response:**

The FRU callouts are calculated at the time of the failure. See the error log for the actual replacement strategy.

---

**BC823543****Explanation:**

NVDIMM encryption error.

**Response:**

The FRU callouts are calculated at the time of the failure. See the error log for the actual replacement strategy.

---

**BC823544****Explanation:**

NVDIMM encryption error.

**Response:**

The FRU callouts are calculated at the time of the failure. See the error log for the actual replacement strategy.

---

**BC823545****Explanation:**

NVDIMM encryption error.

**Response:**

The FRU callouts are calculated at the time of the failure. See the error log for the actual replacement strategy.

---

**BC823546****Explanation:**

NVDIMM encryption error.

**Response:**

The FRU callouts are calculated at the time of the failure. See the error log for the actual replacement strategy.

---

**BC823548****Explanation:**

NVDIMM encryption error.

**Response:**

The FRU callouts are calculated at the time of the failure. See the error log for the actual replacement strategy.

---

**BC823549****Explanation:**

NVDIMM ES health check failed.

**Response:**

The FRU callouts are calculated at the time of the failure. See the error log for the actual replacement strategy.

---

**BC82354A****Explanation:**

NVDIMM ES health check failed.

**Response:**

The FRU callouts are calculated at the time of the failure. See the error log for the actual replacement strategy.

---

**BC82354B****Explanation:**

NVDIMM ES health check failed.

**Response:**

The FRU callouts are calculated at the time of the failure. See the error log for the actual replacement strategy.

---

**BC82354C****Explanation:**

NVDIMM ES health check failed.

**Response:**

The FRU callouts are calculated at the time of the failure. See the error log for the actual replacement strategy.

---

**BC82354D****Explanation:**

NVDIMM NVM health check failed.

**Response:**

The FRU callouts are calculated at the time of the failure. See the error log for the actual replacement strategy.

---

**BC82354E****Explanation:**

NVDIMM logging error.

**Response:**

The FRU callouts are calculated at the time of the failure. See the error log for the actual replacement strategy.

---

**BC82354F****Explanation:**

NVDIMM logging error.

**Response:**

The FRU callouts are calculated at the time of the failure. See the error log for the actual replacement strategy.

---

**BC823550****Explanation:**

NVDIMM incorrect firmware slot.

**Response:**

The FRU callouts are calculated at the time of the failure. See the error log for the actual replacement strategy.

---

**BC823551****Explanation:**

NVDIMM error during nvdimm erase.

**Response:**

The FRU callouts are calculated at the time of the failure. See the error log for the actual replacement strategy.

---

**BC823552****Explanation:**

NVDIMM failed the arm precheck and is unable to arm.

**Response:**

The FRU callouts are calculated at the time of the failure. See the error log for the actual replacement strategy.

---

**BC823553****Explanation:**

NVDIMM failed to ARM.

**Response:**

The FRU callouts are calculated at the time of the failure. See the error log for the actual replacement strategy.

---

**BC823554**

**Explanation:**

NVDIMM requires an arm retry.

**Response:**

The FRU callouts are calculated at the time of the failure. See the error log for the actual replacement strategy.

---

**BC823555****Explanation:**

NVDIMM not updated.

**Response:**

The FRU callouts are calculated at the time of the failure. See the error log for the actual replacement strategy.

---

**BC823556****Explanation:**

NVDIMM not running latest firmware level.

**Response:**

The FRU callouts are calculated at the time of the failure. See the error log for the actual replacement strategy.

---

**BC823557****Explanation:**

NVDIMM erase error.

**Response:**

The FRU callouts are calculated at the time of the failure. See the error log for the actual replacement strategy.

---

**BC823558****Explanation:**

NVDIMM erase error.

**Response:**

The FRU callouts are calculated at the time of the failure. See the error log for the actual replacement strategy.

---

**BC823601****Explanation:**

A problem occurred during the IPL of the system: Invalid data length for a SCOM operation.

**Response:**

The FRU callouts are calculated at the time of the failure. See the error log for the actual replacement strategy.

---

**BC823602****Explanation:**

A problem occurred during the IPL of the system: Invalid target type for a SCOM operation.

**Response:**

The FRU callouts are calculated at the time of the failure. See the error log for the actual replacement strategy.

---

**BC823603****Explanation:**

A problem occurred during the IPL of the system: Invalid operation type for a SCOM operation.

**Response:**

The FRU callouts are calculated at the time of the failure. See the error log for the actual replacement strategy.

---

**BC823604****Explanation:**

A problem occurred during the IPL of the system: Invalid address for a SCOM operation.

**Response:**

The FRU callouts are calculated at the time of the failure. See the error log for the actual replacement strategy.

---

**BC823701****Explanation:**

Unexpected memory subsystem firmware error.

**Response:**

The FRU callouts are calculated at the time of the failure. See the error log for the actual replacement strategy.

---

**BC823702****Explanation:**

Unexpected memory subsystem firmware error.

**Response:**

The FRU callouts are calculated at the time of the failure. See the error log for the actual replacement strategy.

---

**BC823703****Explanation:**

Unexpected memory subsystem firmware error.

**Response:**

The FRU callouts are calculated at the time of the failure. See the error log for the actual replacement strategy.

---

**BC823704****Explanation:**

Unexpected memory subsystem firmware error.

**Response:**

The FRU callouts are calculated at the time of the failure. See the error log for the actual replacement strategy.

---

**BC823705**

**Explanation:**

Unexpected memory subsystem firmware error.

**Response:**

The FRU callouts are calculated at the time of the failure. See the error log for the actual replacement strategy.

---

**BC823706****Explanation:**

Unexpected memory subsystem firmware error.

**Response:**

The FRU callouts are calculated at the time of the failure. See the error log for the actual replacement strategy.

---

**BC823707****Explanation:**

Unexpected memory subsystem firmware error.

**Response:**

The FRU callouts are calculated at the time of the failure. See the error log for the actual replacement strategy.

---

**BC823708****Explanation:**

Unexpected memory subsystem firmware error.

**Response:**

The FRU callouts are calculated at the time of the failure. See the error log for the actual replacement strategy.

---

**BC823709****Explanation:**

Unexpected memory subsystem firmware error.

**Response:**

The FRU callouts are calculated at the time of the failure. See the error log for the actual replacement strategy.

---

**BC82370A****Explanation:**

Unexpected memory subsystem firmware error.

**Response:**

The FRU callouts are calculated at the time of the failure. See the error log for the actual replacement strategy.

---

**BC823901****Explanation:**

Error occurred during system boot.

**Response:**

The FRU callouts are calculated at the time of the failure. See the error log for the actual replacement strategy.

---

**BC823902****Explanation:**

Error occurred during system boot.

**Response:**

The FRU callouts are calculated at the time of the failure. See the error log for the actual replacement strategy.

---

**BC824101****Explanation:**

A problem occurred during the IPL of the system: Internal Firmware Error.

**Response:**

The FRU callouts are calculated at the time of the failure. See the error log for the actual replacement strategy.

---

**BC824102****Explanation:**

A problem occurred during the IPL of the system: Internal Firmware Error.

**Response:**

The FRU callouts are calculated at the time of the failure. See the error log for the actual replacement strategy.

---

**BC824103****Explanation:**

Unexpected IPL firmware data format error.

**Response:**

The FRU callouts are calculated at the time of the failure. See the error log for the actual replacement strategy.

---

**BC824104****Explanation:**

Unexpected IPL firmware data format error.

**Response:**

The FRU callouts are calculated at the time of the failure. See the error log for the actual replacement strategy.

---

**BC824105****Explanation:**

Unexpected IPL firmware data format error.

**Response:**

The FRU callouts are calculated at the time of the failure. See the error log for the actual replacement strategy.

---

**BC824106****Explanation:**

Unsupported device found during firmware IPL.

---

**Response:**

The FRU callouts are calculated at the time of the failure. See the error log for the actual replacement strategy.

---

**BC824107****Explanation:**

Unexpected boot firmware data format error.

**Response:**

The FRU callouts are calculated at the time of the failure. See the error log for the actual replacement strategy.

---

**BC824108****Explanation:**

Unexpected IPL firmware data format error.

**Response:**

The FRU callouts are calculated at the time of the failure. See the error log for the actual replacement strategy.

---

**BC824109****Explanation:**

Unexpected IPL firmware data format error.

**Response:**

The FRU callouts are calculated at the time of the failure. See the error log for the actual replacement strategy.

---

**BC82410A****Explanation:**

PCIe hotplug controller flash update failure.

**Response:**

The FRU callouts are calculated at the time of the failure. See the error log for the actual replacement strategy.

---

**BC82410B****Explanation:**

PCIe hotplug controller flash update failure.

**Response:**

The FRU callouts are calculated at the time of the failure. See the error log for the actual replacement strategy.

---

**BC82410C****Explanation:**

A problem occurred during the IPL of the system: Internal Firmware Error.

**Response:**

The FRU callouts are calculated at the time of the failure. See the error log for the actual replacement strategy.

---

**BC82410D****Explanation:**

Unexpected IPL firmware data format error.

**Response:**

The FRU callouts are calculated at the time of the failure. See the error log for the actual replacement strategy.

---

**BC82430C****Explanation:**

A problem occurred during IPL of the system.

**Response:**

The FRU callouts are calculated at the time of the failure. See the error log for the actual replacement strategy.

---

**BC82430D****Explanation:**

A problem occurred during IPL of the system.

**Response:**

The FRU callouts are calculated at the time of the failure. See the error log for the actual replacement strategy.

---

**BC82430E****Explanation:**

A problem occurred during IPL of the system.

**Response:**

The FRU callouts are calculated at the time of the failure. See the error log for the actual replacement strategy.

---

**BC82430F****Explanation:**

A problem occurred during IPL of the system.

**Response:**

The FRU callouts are calculated at the time of the failure. See the error log for the actual replacement strategy.

---

**BC8243FB****Explanation:**

Informational log associated with DIMM updates.

**Response:**

The FRU callouts are calculated at the time of the failure. See the error log for the actual replacement strategy.

---

**BC8243FC****Explanation:**

Informational log associated with DIMM updates.

**Response:**

The FRU callouts are calculated at the time of the failure. See the error log for the actual replacement strategy.

---

**BC8243FD****Explanation:**

Informational log associated with DIMM updates.

**Response:**

The FRU callouts are calculated at the time of the failure. See the error log for the actual replacement strategy.

---

**BC8243FE****Explanation:**

Informational log associated with DIMM updates.

**Response:**

The FRU callouts are calculated at the time of the failure. See the error log for the actual replacement strategy.

---

**BC824601****Explanation:**

A problem occurred during the IPL of the system.

**Response:**

The FRU callouts are calculated at the time of the failure. See the error log for the actual replacement strategy.

---

**BC824705****Explanation:**

A problem occurred during the IPL of the system.

**Response:**

The FRU callouts are calculated at the time of the failure. See the error log for the actual replacement strategy.

---

**BC824708****Explanation:**

A problem occurred during the IPL of the system.

**Response:**

The FRU callouts are calculated at the time of the failure. See the error log for the actual replacement strategy.

---

**BC829001****Explanation:**

Firmware encountered an internal error while retrieving target data.

**Response:**

The FRU callouts are calculated at the time of the failure. See the error log for the actual replacement strategy.

---

**BC829002****Explanation:**

Firmware encountered an internal error while retrieving target data.

**Response:**

The FRU callouts are calculated at the time of the failure. See the error log for the actual replacement strategy.

---

**BC829003****Explanation:**

Firmware encountered an internal error while retrieving attribute data.

**Response:**

The FRU callouts are calculated at the time of the failure. See the error log for the actual replacement strategy.

---

**BC829004****Explanation:**

Firmware encountered an internal error while retrieving attribute data.

**Response:**

The FRU callouts are calculated at the time of the failure. See the error log for the actual replacement strategy.

---

**BC829005****Explanation:**

Firmware encountered an internal error.

**Response:**

The FRU callouts are calculated at the time of the failure. See the error log for the actual replacement strategy.

---

**BC829006****Explanation:**

Firmware encountered an internal error while retrieving target data.

**Response:**

The FRU callouts are calculated at the time of the failure. See the error log for the actual replacement strategy.

---

**BC82900A****Explanation:**

Firmware encountered an internal error.

**Response:**

The FRU callouts are calculated at the time of the failure. See the error log for the actual replacement strategy.

---

**BC82900B****Explanation:**

Firmware encountered an internal error.

**Response:**

The FRU callouts are calculated at the time of the failure. See the error log for the actual replacement strategy.

---

**BC82900D****Explanation:**

Firmware encountered an internal error.

**Response:**

The FRU callouts are calculated at the time of the failure. See the error log for the actual replacement strategy.

---

**BC82900E****Explanation:**

Firmware encountered an internal error.

**Response:**

The FRU callouts are calculated at the time of the failure. See the error log for the actual replacement strategy.

---

**BC82900F****Explanation:**

Firmware encountered an internal error.

**Response:**

The FRU callouts are calculated at the time of the failure. See the error log for the actual replacement strategy.

---

**BC829010****Explanation:**

Firmware encountered an internal error.

**Response:**

The FRU callouts are calculated at the time of the failure. See the error log for the actual replacement strategy.

---

**BC829011****Explanation:**

During processor/memory subsystem initialization, an error was encountered: Failed trying to add another entry to a mainstore area address range array.

**Response:**

The FRU callouts are calculated at the time of the failure. See the error log for the actual replacement strategy.

---

**BC829012****Explanation:**

During processor/memory subsystem initialization, an error was encountered: Attempted to add a RAM FRU for an invalid mainstore area.

**Response:**

The FRU callouts are calculated at the time of the failure. See the error log for the actual replacement strategy.

---

**BC829014****Explanation:**

Firmware encountered an internal error while retrieving target handle.

**Response:**

The FRU callouts are calculated at the time of the failure. See the error log for the actual replacement strategy.

---

**BC829015****Explanation:**

Firmware encountered an internal error.

**Response:**

The FRU callouts are calculated at the time of the failure. See the error log for the actual replacement strategy.

---

**BC829016****Explanation:**

Firmware encountered an internal error.

**Response:**

The FRU callouts are calculated at the time of the failure. See the error log for the actual replacement strategy.

---

**BC829017****Explanation:**

Firmware encountered an internal error.

**Response:**

The FRU callouts are calculated at the time of the failure. See the error log for the actual replacement strategy.

---

**BC829018****Explanation:**

Firmware encountered an internal error.

**Response:**

The FRU callouts are calculated at the time of the failure. See the error log for the actual replacement strategy.

---

**BC829019****Explanation:**

Firmware encountered an internal error.

**Response:**

The FRU callouts are calculated at the time of the failure. See the error log for the actual replacement strategy.

---

**BC82901A****Explanation:**

Firmware encountered an internal error.

**Response:**

The FRU callouts are calculated at the time of the failure. See the error log for the actual replacement strategy.

---

---

**BC82901B****Explanation:**

Firmware encountered an internal error.

**Response:**

The FRU callouts are calculated at the time of the failure. See the error log for the actual replacement strategy.

---

**BC82901C****Explanation:**

Firmware encountered an internal error.

**Response:**

The FRU callouts are calculated at the time of the failure. See the error log for the actual replacement strategy.

---

**BC82901E****Explanation:**

Firmware encountered an internal error while getting obus brick ID.

**Response:**

The FRU callouts are calculated at the time of the failure. See the error log for the actual replacement strategy.

---

**BC82901F****Explanation:**

Firmware encountered an internal error while getting obus frequency bucket.

**Response:**

The FRU callouts are calculated at the time of the failure. See the error log for the actual replacement strategy.

---

**BC829020****Explanation:**

Firmware encountered an internal error while finding proc model and ec.

**Response:**

The FRU callouts are calculated at the time of the failure. See the error log for the actual replacement strategy.

---

**BC829021****Explanation:**

Firmware encountered an internal error while retrieving obus pll frequency values.

**Response:**

The FRU callouts are calculated at the time of the failure. See the error log for the actual replacement strategy.

---

**BC82E504****Explanation:**

During processor/memory subsystem initialization, an error was encountered: CEC hardware failure detected.

**Response:**

The FRU callouts are calculated at the time of the failure. See the error log for the actual replacement strategy.

---

**BC82E540****Explanation:**

During processor/memory subsystem initialization, an error was encountered: CEC hardware failure detected. Cause is most likely hardware, but there are other callouts including Software or Next Level Support.

**Response:**

The FRU callouts are calculated at the time of the failure. See the error log for the actual replacement strategy.

---

**BC82E550****Explanation:**

During processor/memory subsystem initialization, an error was encountered: CEC hardware failure detected. Cause is most likely Software, but there are also Hardware callouts.

**Response:**

The FRU callouts are calculated at the time of the failure. See the error log for the actual replacement strategy.

---

**BC82E560****Explanation:**

During processor/memory subsystem initialization, an error was encountered: CEC hardware failure detected. Cause is most likely Software.

**Response:**

The FRU callouts are calculated at the time of the failure. See the error log for the actual replacement strategy.

---

**BC82E570****Explanation:**

During processor/memory subsystem initialization, an error was encountered: An errorlog containing extra FFDC collected by the HWP.

**Response:**

The FRU callouts are calculated at the time of the failure. See the error log for the actual replacement strategy.

---

**BC82E580****Explanation:**

Chip diagnosis did not find any chip with an attention.

**Response:**



The FRU callouts are calculated at the time of the failure. See the error log for the actual replacement strategy.

---

**BC82E582****Explanation:**

During processor/memory subsystem initialization, an error was encountered: Invalid configuration in CS FIR Data handling.

**Response:**

The FRU callouts are calculated at the time of the failure. See the error log for the actual replacement strategy.

---

**BC82E583****Explanation:**

During processor/memory subsystem initialization, an error was encountered: NULL system target.

**Response:**

The FRU callouts are calculated at the time of the failure. See the error log for the actual replacement strategy.

---

**BC8A0102****Explanation:**

During processor/memory subsystem initialization, an error was encountered.

**Response:**

The FRU callouts are calculated at the time of the failure. Examine the error log for the actual replacement strategy.

---

**BC8A0103****Explanation:**

During processor/memory subsystem initialization, an error was encountered.

**Response:**

The FRU callouts are calculated at the time of the failure. Examine the error log for the actual replacement strategy.

---

**BC8A0104****Explanation:**

During processor/memory subsystem initialization, an error was encountered.

**Response:**

The FRU callouts are calculated at the time of the failure. Examine the error log for the actual replacement strategy.

---

**BC8A0105****Explanation:**

During processor/memory subsystem initialization, an error was encountered.

**Response:**

The FRU callouts are calculated at the time of the failure. Examine the error log for the actual replacement strategy.

---

**BC8A0107****Explanation:**

During processor/memory subsystem initialization, an error was encountered.

**Response:**

The FRU callouts are calculated at the time of the failure. Examine the error log for the actual replacement strategy.

---

**BC8A0202****Explanation:**

During processor/memory subsystem initialization, an error was encountered.

**Response:**

The FRU callouts are calculated at the time of the failure. Examine the error log for the actual replacement strategy.

---

**BC8A0203****Explanation:**

During processor/memory subsystem initialization, an error was encountered.

**Response:**

The FRU callouts are calculated at the time of the failure. Examine the error log for the actual replacement strategy.

---

**BC8A0204****Explanation:**

During processor/memory subsystem initialization, an error was encountered.

**Response:**

The FRU callouts are calculated at the time of the failure. Examine the error log for the actual replacement strategy.

---

**BC8A0301****Explanation:**

During processor/memory subsystem initialization, an error was encountered.

**Response:**

The FRU callouts are calculated at the time of the failure. Examine the error log for the actual replacement strategy.

---

**BC8A0302****Explanation:**

During processor/memory subsystem initialization, an error was encountered.

**Response:**

The FRU callouts are calculated at the time of the failure. Examine the error log for the actual replacement strategy.

---

**BC8A0303****Explanation:**

During processor/memory subsystem initialization, an error was encountered.

**Response:**

The FRU callouts are calculated at the time of the failure. Examine the error log for the actual replacement strategy.

---

**BC8A0305****Explanation:**

During processor/memory subsystem initialization, an error was encountered.

**Response:**

The FRU callouts are calculated at the time of the failure. Examine the error log for the actual replacement strategy.

---

**BC8A0306****Explanation:**

During processor/memory subsystem initialization, an error was encountered.

**Response:**

The FRU callouts are calculated at the time of the failure. Examine the error log for the actual replacement strategy.

---

**BC8A0307****Explanation:**

During processor/memory subsystem initialization, an error was encountered.

**Response:**

The FRU callouts are calculated at the time of the failure. Examine the error log for the actual replacement strategy.

---

**BC8A0308****Explanation:**

During processor/memory subsystem initialization, an error was encountered.

**Response:**

The FRU callouts are calculated at the time of the failure. Examine the error log for the actual replacement strategy.

---

**BC8A0309****Explanation:**

During processor/memory subsystem initialization, an error was encountered: Scm Translate not supported for this type.

**Response:**

The FRU callouts are calculated at the time of the failure. See the error log for the actual replacement strategy.

---

**BC8A030A****Explanation:**

During processor/memory subsystem initialization, an error was encountered: Scm Translation did not modify the address.

**Response:**

The FRU callouts are calculated at the time of the failure. See the error log for the actual replacement strategy.

---

**BC8A030C****Explanation:**

Firmware error during system IPL.

**Response:**

The FRU callouts are calculated at the time of the failure. See the error log for the actual replacement strategy.

---

**BC8A030D****Explanation:**

Firmware error during system IPL.

**Response:**

The FRU callouts are calculated at the time of the failure. See the error log for the actual replacement strategy.

---

**BC8A030E****Explanation:**

A problem occurred during the IPL of the system.

**Response:**

The FRU callouts are calculated at the time of the failure. See the error log for the actual replacement strategy.

---

**BC8A030F****Explanation:**

During processor/memory subsystem initialization, an error was encountered: Bits 0:11 in user supplied data is not zero.

**Response:**

The FRU callouts are calculated at the time of the failure. See the error log for the actual replacement strategy.

---

**BC8A0310****Explanation:**

During processor/memory subsystem initialization, an error was encountered: No read op on form 1 indirect scm.

**Response:**

The FRU callouts are calculated at the time of the failure. See the error log for the actual replacement strategy.

---

**BC8A0311****Explanation:**

During processor/memory subsystem initialization, an error was encountered: Hypervisor wakeup failed.

**Response:**

The FRU callouts are calculated at the time of the failure. See the error log for the actual replacement strategy.

---

**BC8A0312****Explanation:**

During processor/memory subsystem initialization, an error was encountered: Wakeup runtime interface not linked.

**Response:**

The FRU callouts are calculated at the time of the failure. See the error log for the actual replacement strategy.

---

**BC8A0313****Explanation:**

During processor/memory subsystem initialization, an error was encountered: Disabling special wakeup when not enabled.

**Response:**

The FRU callouts are calculated at the time of the failure. See the error log for the actual replacement strategy.

---

**BC8A0314****Explanation:**

During processor/memory subsystem initialization, an error was encountered: Scm Translate not supported for this type.

**Response:**

The FRU callouts are calculated at the time of the failure. See the error log for the actual replacement strategy.

---

**BC8A0315****Explanation:**

During processor/memory subsystem initialization, an error was encountered: SCOM access error.

**Response:**

The FRU callouts are calculated at the time of the failure. See the error log for the actual replacement strategy.

---

**BC8A0316****Explanation:**

During processor/memory subsystem initialization, an error was encountered: Buffer size is less than allowed or NULL data buffer.

**Response:**

The FRU callouts are calculated at the time of the failure. See the error log for the actual replacement strategy.

---

**BC8A0317****Explanation:**

During processor/memory subsystem initialization, an error was encountered: Scm invalid operation type.

**Response:**

The FRU callouts are calculated at the time of the failure. See the error log for the actual replacement strategy.

---

**BC8A0318****Explanation:**

Secure Boot failure.

**Response:**

The FRU callouts are calculated at the time of the failure. See the error log for the actual replacement strategy.

---

**BC8A0319****Explanation:**

Secure Boot failure.

**Response:**

The FRU callouts are calculated at the time of the failure. See the error log for the actual replacement strategy.

---

**BC8A031A****Explanation:**

Secure Boot failure.

**Response:**

The FRU callouts are calculated at the time of the failure. See the error log for the actual replacement strategy.

---

**BC8A031B****Explanation:**

Secure Boot failure.

**Response:**

The FRU callouts are calculated at the time of the failure. See the error log for the actual replacement strategy.

---

**BC8A031C****Explanation:**

Secure Boot failure.

**Response:**

The FRU callouts are calculated at the time of the failure. See the error log for the actual replacement strategy.

---

**BC8A031D****Explanation:**

During processor/memory subsystem initialization, an error was encountered: Invalid mode parm for wakeup operation.

**Response:**

The FRU callouts are calculated at the time of the failure. See the error log for the actual replacement strategy.

---

**BC8A031E****Explanation:**

During processor/memory subsystem initialization, an error was encountered: Unexpectedly forcing wakeup off when the counter is non-zero, implies a bug in the code flow.

**Response:**

The FRU callouts are calculated at the time of the failure. See the error log for the actual replacement strategy.

---

**BC8A031F****Explanation:**

During processor/memory subsystem initialization, an error was encountered: Unsupported multicast op.

**Response:**

The FRU callouts are calculated at the time of the failure. See the error log for the actual replacement strategy.

---

**BC8A0401****Explanation:**

During processor/memory subsystem initialization, an error was encountered.

**Response:**

The FRU callouts are calculated at the time of the failure. Examine the error log for the actual replacement strategy.

---

**BC8A0402****Explanation:**

During processor/memory subsystem initialization, an error was encountered.

**Response:**

The FRU callouts are calculated at the time of the failure. Examine the error log for the actual replacement strategy.

---

**BC8A0403****Explanation:**

During processor/memory subsystem initialization, an error was encountered.

**Response:**

The FRU callouts are calculated at the time of the failure. Examine the error log for the actual replacement strategy.

---

**BC8A0404****Explanation:**

During processor/memory subsystem initialization, an error was encountered.

**Response:**

The FRU callouts are calculated at the time of the failure. Examine the error log for the actual replacement strategy.

---

**BC8A0405****Explanation:**

A problem occurred during the IPL of the system.

**Response:**

The FRU callouts are calculated at the time of the failure. Examine the error log for the actual replacement strategy.

---

**BC8A0406****Explanation:**

During processor/memory subsystem initialization, an error was encountered.

**Response:**

The FRU callouts are calculated at the time of the failure. Examine the error log for the actual replacement strategy.

---

**BC8A0407****Explanation:**

During processor/memory subsystem initialization, an error was encountered.

**Response:**

The FRU callouts are calculated at the time of the failure. Examine the error log for the actual replacement strategy.

---

**BC8A0501****Explanation:**

During processor/memory subsystem initialization, an error was encountered.

**Response:**

The FRU callouts are calculated at the time of the failure. Examine the error log for the actual replacement strategy.

---

**BC8A0502****Explanation:**

During processor/memory subsystem initialization, an error was encountered.

**Response:**

The FRU callouts are calculated at the time of the failure. Examine the error log for the actual replacement strategy.

---

**BC8A0503****Explanation:**

During processor/memory subsystem initialization, an error was encountered.

**Response:**

The FRU callouts are calculated at the time of the failure. Examine the error log for the actual replacement strategy.

---

**BC8A0504****Explanation:**

During processor/memory subsystem initialization, an error was encountered: Could not FLUSH virtual memory.

**Response:**

The FRU callouts are calculated at the time of the failure. See the error log for the actual replacement strategy.

---

**BC8A0505****Explanation:**

During processor/memory subsystem initialization, an error was encountered.

**Response:**

The FRU callouts are calculated at the time of the failure. Examine the error log for the actual replacement strategy.

---

**BC8A0506****Explanation:**

During processor/memory subsystem initialization, an error was encountered.

**Response:**

The FRU callouts are calculated at the time of the failure. Examine the error log for the actual replacement strategy.

---

**BC8A0507****Explanation:**

During processor/memory subsystem initialization, an error was encountered.

**Response:**

The FRU callouts are calculated at the time of the failure. Examine the error log for the actual replacement strategy.

---

**BC8A0508****Explanation:**

During processor/memory subsystem initialization, an error was encountered.

**Response:**

The FRU callouts are calculated at the time of the failure. Examine the error log for the actual replacement strategy.

---

**BC8A0509****Explanation:**

During processor/memory subsystem initialization, an error was encountered.

**Response:**

The FRU callouts are calculated at the time of the failure. Examine the error log for the actual replacement strategy.

---

**BC8A050A****Explanation:**

A problem occurred during the IPL of the system.

**Response:**

The FRU callouts are calculated at the time of the failure. Examine the error log for the actual replacement strategy.

---

**BC8A050B****Explanation:**

During processor/memory subsystem initialization, an error was encountered.

**Response:**

The FRU callouts are calculated at the time of the failure. Examine the error log for the actual replacement strategy.

---

**BC8A050C****Explanation:**

A problem occurred during the IPL of the system.

**Response:**

The FRU callouts are calculated at the time of the failure. Examine the error log for the actual replacement strategy.

---

**BC8A050D****Explanation:**

During processor/memory subsystem initialization, an error was encountered: Istep messaged received by non-master node.

**Response:**

The FRU callouts are calculated at the time of the failure. See the error log for the actual replacement strategy.

---

**BC8A050F****Explanation:**

A reconfigure loop is being induced for testing purposes.

**Response:**

The FRU callouts are calculated at the time of the failure. See the error log for the actual replacement strategy.

---

**BC8A0510****Explanation:**

During processor/memory subsystem initialization, an error was encountered: Received shutdown request due to deconfigure outside of reconfig loop.

**Response:**

The FRU callouts are calculated at the time of the failure. See the error log for the actual replacement strategy.

---

**BC8A0511****Explanation:**

An internal firmware error occurred.

**Response:**

The FRU callouts are calculated at the time of the failure. See the error log for the actual replacement strategy.

---

**BC8A0512****Explanation:**

Node is no longer accepting istep requests.

**Response:**

The FRU callouts are calculated at the time of the failure. See the error log for the actual replacement strategy.

---

**BC8A0516****Explanation:**

Firmware error during boot.

**Response:**

The FRU callouts are calculated at the time of the failure. See the error log for the actual replacement strategy.

---

**BC8A0601****Explanation:**

A problem occurred during the IPL of the system.

**Response:**

The FRU callouts are calculated at the time of the failure. Examine the error log for the actual replacement strategy.

---

**BC8A0602****Explanation:**

A problem occurred during the IPL of the system.

**Response:**

The FRU callouts are calculated at the time of the failure. Examine the error log for the actual replacement strategy.

---

**BC8A0603****Explanation:**

A problem occurred during the IPL of the system.

**Response:**

The FRU callouts are calculated at the time of the failure. Examine the error log for the actual replacement strategy.

---

**BC8A0604****Explanation:**

A problem occurred during the IPL of the system.

**Response:**

The FRU callouts are calculated at the time of the failure. Examine the error log for the actual replacement strategy.

---

**BC8A0605****Explanation:**

A problem occurred during the IPL of the system.

**Response:**

The FRU callouts are calculated at the time of the failure. Examine the error log for the actual replacement strategy.

---

**BC8A0606****Explanation:**

A problem occurred during the IPL of the system.

**Response:**

The FRU callouts are calculated at the time of the failure. Examine the error log for the actual replacement strategy.

---

**BC8A0607****Explanation:**

A problem occurred during the IPL of the system.

**Response:**

The FRU callouts are calculated at the time of the failure. Examine the error log for the actual replacement strategy.

---

**BC8A0608****Explanation:**

A problem occurred during the IPL of the system.

**Response:**

The FRU callouts are calculated at the time of the failure. Examine the error log for the actual replacement strategy.

---

**BC8A0609****Explanation:**

A problem occurred during the IPL of the system.

**Response:**

The FRU callouts are calculated at the time of the failure. Examine the error log for the actual replacement strategy.

---

**BC8A060B****Explanation:**

A problem occurred during the IPL of the system.

**Response:**

The FRU callouts are calculated at the time of the failure. Examine the error log for the actual replacement strategy.

---

**BC8A060C****Explanation:**

During processor/memory subsystem initialization, an error was encountered: Fail verifying Flash File System(FFS) Header on Master Candidate Processor NOR flash Table of Contents 0 (TOC).

**Response:**

The FRU callouts are calculated at the time of the failure. See the error log for the actual replacement strategy.

---

**BC8A0610****Explanation:**

A problem occurred during the IPL of the system.

**Response:**

The FRU callouts are calculated at the time of the failure. Examine the error log for the actual replacement strategy.

---

**BC8A0612****Explanation:**

Hardware error accessing flash during IPL.

**Response:**

The FRU callouts are calculated at the time of the failure. See the error log for the actual replacement strategy.

---

**BC8A0614****Explanation:**

Firmware error accessing flash during IPL.

**Response:**

The FRU callouts are calculated at the time of the failure. See the error log for the actual replacement strategy.

---

**BC8A0615****Explanation:**

Hardware error accessing flash during IPL.

**Response:**

The FRU callouts are calculated at the time of the failure. See the error log for the actual replacement strategy.

---

**BC8A0616****Explanation:**

Error accessing system firmware flash.

**Response:**

The FRU callouts are calculated at the time of the failure. See the error log for the actual replacement strategy.

---

**BC8A0617****Explanation:**

Error accessing system firmware flash.

**Response:**

The FRU callouts are calculated at the time of the failure. See the error log for the actual replacement strategy.

---

**BC8A0618****Explanation:**

During processor/memory subsystem initialization, an error was encountered: Both TOCs are corrupted.

**Response:**

The FRU callouts are calculated at the time of the failure. See the error log for the actual replacement strategy.

---

**BC8A0619****Explanation:**

During processor/memory subsystem initialization, an error was encountered: TOC

**Response:**

The FRU callouts are calculated at the time of the failure. See the error log for the actual replacement strategy.

---

**BC8A061A****Explanation:**

During processor/memory subsystem initialization, an error was encountered: Invalid partition table.

**Response:**

The FRU callouts are calculated at the time of the failure. See the error log for the actual replacement strategy.

---

**BC8A061B****Explanation:**

During processor/memory subsystem initialization, an error was encountered: invalid section passed to getSectionInfo.

**Response:**

The FRU callouts are calculated at the time of the failure. See the error log for the actual replacement strategy.

---

**BC8A061C****Explanation:**

During processor/memory subsystem initialization, an error was encountered: UNCORRECTABLE ECC.

**Response:**

The FRU callouts are calculated at the time of the failure. See the error log for the actual replacement strategy.

---

**BC8A061D****Explanation:**

During processor/memory subsystem initialization, an error was encountered: section size is zero.

**Response:**

The FRU callouts are calculated at the time of the failure. See the error log for the actual replacement strategy.

---

**BC8A061E****Explanation:**

During processor/memory subsystem initialization, an error was encountered: mm\_remove\_pages failed.

**Response:**

The FRU callouts are calculated at the time of the failure. See the error log for the actual replacement strategy.

---

**BC8A061F****Explanation:**

Error accessing system firmware flash.

**Response:**

The FRU callouts are calculated at the time of the failure. See the error log for the actual replacement strategy.

---

**BC8A0620****Explanation:**

Error accessing system firmware flash.

**Response:**

The FRU callouts are calculated at the time of the failure. See the error log for the actual replacement strategy.

---

**BC8A0621****Explanation:**

During processor/memory subsystem initialization, an error was encountered: Non ECC protected section is passed to fixECC.

**Response:**

The FRU callouts are calculated at the time of the failure. See the error log for the actual replacement strategy.

---

**BC8A0622****Explanation:**

A problem occurred while reading PNOR partition table.

**Response:**

The FRU callouts are calculated at the time of the failure. See the error log for the actual replacement strategy.

---

**BC8A0623****Explanation:**

A problem occurred while reading PNOR partition table.

**Response:**

The FRU callouts are calculated at the time of the failure. See the error log for the actual replacement strategy.

---

**BC8A0627****Explanation:**

During processor/memory subsystem initialization, an error was encountered: Side not supported.

**Response:**

The FRU callouts are calculated at the time of the failure. See the error log for the actual replacement strategy.

---

**BC8A0629****Explanation:**

During processor/memory subsystem initialization, an error was encountered: No valid TOCs found.

**Response:**

The FRU callouts are calculated at the time of the failure. See the error log for the actual replacement strategy.

---

**BC8A062A****Explanation:**

Error accessing system firmware flash.

**Response:**

The FRU callouts are calculated at the time of the failure. See the error log for the actual replacement strategy.

---

**BC8A062B****Explanation:**

A problem occurred while reading Processor NOR flash partition table.

**Response:**

The FRU callouts are calculated at the time of the failure. See the error log for the actual replacement strategy.

---

**BC8A062C****Explanation:**

A problem occurred while reading Processor NOR flash partition table.

**Response:**



The FRU callouts are calculated at the time of the failure. See the error log for the actual replacement strategy.

---

**BC8A062D****Explanation:**

A problem occurred while reading Processor NOR flash partition table.

**Response:**

The FRU callouts are calculated at the time of the failure. See the error log for the actual replacement strategy.

---

**BC8A062F****Explanation:**

Firmware level mismatch.

**Response:**

The FRU callouts are calculated at the time of the failure. See the error log for the actual replacement strategy.

---

**BC8A0630****Explanation:**

Secureboot key transition failure.

**Response:**

The FRU callouts are calculated at the time of the failure. See the error log for the actual replacement strategy.

---

**BC8A0631****Explanation:**

Firmware Error.

**Response:**

The FRU callouts are calculated at the time of the failure. See the error log for the actual replacement strategy.

---

**BC8A0632****Explanation:**

BMC not responding while accessing the flash.

**Response:**

The FRU callouts are calculated at the time of the failure. See the error log for the actual replacement strategy.

---

**BC8A0633****Explanation:**

BMC not responding while accessing the flash.

**Response:**

The FRU callouts are calculated at the time of the failure. See the error log for the actual replacement strategy.

---

**BC8A0634****Explanation:**

Security failure: unable to securely load requested firmware.

**Response:**

The FRU callouts are calculated at the time of the failure. See the error log for the actual replacement strategy.

---

**BC8A0635****Explanation:**

A problem occurred within the security subsystem.

**Response:**

The FRU callouts are calculated at the time of the failure. See the error log for the actual replacement strategy.

---

**BC8A0636****Explanation:**

A problem occurred within the security subsystem.

**Response:**

The FRU callouts are calculated at the time of the failure. See the error log for the actual replacement strategy.

---

**BC8A0637****Explanation:**

A problem occurred within the security subsystem.

**Response:**

The FRU callouts are calculated at the time of the failure. See the error log for the actual replacement strategy.

---

**BC8A0638****Explanation:**

Failure in security subsystem.

**Response:**

The FRU callouts are calculated at the time of the failure. See the error log for the actual replacement strategy.

---

**BC8A0639****Explanation:**

Platform Security Error.

**Response:**

The FRU callouts are calculated at the time of the failure. See the error log for the actual replacement strategy.

---

**BC8A063A****Explanation:**

Failure in security subsystem.

**Response:**

The FRU callouts are calculated at the time of the failure. See the error log for the actual replacement strategy.

---

**BC8A063B****Explanation:**

Failure in security subsystem.

**Response:**

The FRU callouts are calculated at the time of the failure. See the error log for the actual replacement strategy.

---

**BC8A063C****Explanation:**

Failure in security subsystem.

**Response:**

The FRU callouts are calculated at the time of the failure. See the error log for the actual replacement strategy.

---

**BC8A063D****Explanation:**

A problem occurred while reading Processor NOR flash partition table.

**Response:**

The FRU callouts are calculated at the time of the failure. See the error log for the actual replacement strategy.

---

**BC8A0702****Explanation:**

During processor/memory subsystem initialization, an error was encountered.

**Response:**

The FRU callouts are calculated at the time of the failure. Examine the error log for the actual replacement strategy.

---

**BC8A0703****Explanation:**

During processor/memory subsystem initialization, an error was encountered.

**Response:**

The FRU callouts are calculated at the time of the failure. Examine the error log for the actual replacement strategy.

---

**BC8A0705****Explanation:**

During processor/memory subsystem initialization, an error was encountered.

**Response:**

The FRU callouts are calculated at the time of the failure. Examine the error log for the actual replacement strategy.

---

**BC8A0706****Explanation:**

During processor/memory subsystem initialization, an error was encountered.

**Response:**

The FRU callouts are calculated at the time of the failure. Examine the error log for the actual replacement strategy.

---

**BC8A0707****Explanation:**

During processor/memory subsystem initialization, an error was encountered.

**Response:**

The FRU callouts are calculated at the time of the failure. Examine the error log for the actual replacement strategy.

---

**BC8A070A****Explanation:**

During processor/memory subsystem initialization, an error was encountered.

**Response:**

The FRU callouts are calculated at the time of the failure. Examine the error log for the actual replacement strategy.

---

**BC8A070B****Explanation:**

During processor/memory subsystem initialization, an error was encountered.

**Response:**

The FRU callouts are calculated at the time of the failure. Examine the error log for the actual replacement strategy.

---

**BC8A070C****Explanation:**

A problem occurred during the IPL of the system: A Bus Arbitration Lost error was found in the I2C status register.

**Response:**

The FRU callouts are calculated at the time of the failure. See the error log for the actual replacement strategy.

---

**BC8A070D****Explanation:**

During processor/memory subsystem initialization, an error was encountered: I2C read/write interface not linked.

**Response:**

The FRU callouts are calculated at the time of the failure. See the error log for the actual replacement strategy.

---

**BC8A070E**

**Explanation:**

During processor/memory subsystem initialization, an error was encountered: I2C access error.

**Response:**

The FRU callouts are calculated at the time of the failure. See the error log for the actual replacement strategy.

---

**BC8A070F****Explanation:**

During processor/memory subsystem initialization, an error was encountered: I2C offset length is invalid.

**Response:**

The FRU callouts are calculated at the time of the failure. See the error log for the actual replacement strategy.

---

**BC8A0710****Explanation:**

During processor/memory subsystem initialization, an error was encountered: There was an error retrieving the EEPROM page mutex for this i2c master engine.

**Response:**

The FRU callouts are calculated at the time of the failure. See the error log for the actual replacement strategy.

---

**BC8A0711****Explanation:**

During processor/memory subsystem initialization, an error was encountered: Invalid page requested.

**Response:**

The FRU callouts are calculated at the time of the failure. See the error log for the actual replacement strategy.

---

**BC8A0712****Explanation:**

During processor/memory subsystem initialization, an error was encountered: I2C master encountered an error while trying to unlock the eepromPage.

**Response:**

The FRU callouts are calculated at the time of the failure. See the error log for the actual replacement strategy.

---

**BC8A0713****Explanation:**

A problem occurred during the IPL of the system.

**Response:**

The FRU callouts are calculated at the time of the failure. See the error log for the actual replacement strategy.

---

**BC8A0714****Explanation:**

Unexpected boot firmware error.

**Response:**

The FRU callouts are calculated at the time of the failure. See the error log for the actual replacement strategy.

---

**BC8A0715****Explanation:**

Unexpected boot firmware error.

**Response:**

The FRU callouts are calculated at the time of the failure. See the error log for the actual replacement strategy.

---

**BC8A0716****Explanation:**

Firmware error during boot.

**Response:**

The FRU callouts are calculated at the time of the failure. See the error log for the actual replacement strategy.

---

**BC8A0717****Explanation:**

Firmware error during boot.

**Response:**

The FRU callouts are calculated at the time of the failure. See the error log for the actual replacement strategy.

---

**BC8A0718****Explanation:**

Unexpected firmware error.

**Response:**

The FRU callouts are calculated at the time of the failure. See the error log for the actual replacement strategy.

---

**BC8A0719****Explanation:**

Unexpected firmware error.

**Response:**

The FRU callouts are calculated at the time of the failure. See the error log for the actual replacement strategy.

---

**BC8A071A****Explanation:**

Unexpected firmware error.

**Response:**

The FRU callouts are calculated at the time of the failure. See the error log for the actual replacement strategy.

---

**BC8A071B****Explanation:**

Unexpected firmware error.

**Response:**

The FRU callouts are calculated at the time of the failure. See the error log for the actual replacement strategy.

---

**BC8A071C****Explanation:**

Unexpected firmware error.

**Response:**

The FRU callouts are calculated at the time of the failure. See the error log for the actual replacement strategy.

---

**BC8A071D****Explanation:**

Unexpected firmware error.

**Response:**

The FRU callouts are calculated at the time of the failure. See the error log for the actual replacement strategy.

---

**BC8A0801****Explanation:**

During processor/memory subsystem initialization, an error was encountered.

**Response:**

The FRU callouts are calculated at the time of the failure. Examine the error log for the actual replacement strategy.

---

**BC8A0803****Explanation:**

During processor/memory subsystem initialization, an error was encountered.

**Response:**

The FRU callouts are calculated at the time of the failure. Examine the error log for the actual replacement strategy.

---

**BC8A0804****Explanation:**

During processor/memory subsystem initialization, an error was encountered.

**Response:**

The FRU callouts are calculated at the time of the failure. Examine the error log for the actual replacement strategy.

---

**BC8A0805****Explanation:**

During processor/memory subsystem initialization, an error was encountered.

**Response:**

The FRU callouts are calculated at the time of the failure. Examine the error log for the actual replacement strategy.

---

**BC8A0806****Explanation:**

During processor/memory subsystem initialization, an error was encountered.

**Response:**

The FRU callouts are calculated at the time of the failure. Examine the error log for the actual replacement strategy.

---

**BC8A0807****Explanation:**

During processor/memory subsystem initialization, an error was encountered.

**Response:**

The FRU callouts are calculated at the time of the failure. Examine the error log for the actual replacement strategy.

---

**BC8A0808****Explanation:**

Corrupted flash image or firmware error during system boot.

**Response:**

The FRU callouts are calculated at the time of the failure. See the error log for the actual replacement strategy.

---

**BC8A0901****Explanation:**

During processor/memory subsystem initialization, an error was encountered.

**Response:**

The FRU callouts are calculated at the time of the failure. Examine the error log for the actual replacement strategy.

---

**BC8A0902****Explanation:**

During processor/memory subsystem initialization, an error was encountered.

**Response:**

The FRU callouts are calculated at the time of the failure. Examine the error log for the actual replacement strategy.

---

**BC8A0907****Explanation:**

Internal firmware error.

**Response:**

The FRU callouts are calculated at the time of the failure. See the error log for the actual replacement strategy.

---

**BC8A0908****Explanation:**

Firmware Error.

**Response:**

The FRU callouts are calculated at the time of the failure. See the error log for the actual replacement strategy.

---

**BC8A0909****Explanation:**

Firmware Error.

**Response:**

The FRU callouts are calculated at the time of the failure. See the error log for the actual replacement strategy.

---

**BC8A090A****Explanation:**

Firmware Error.

**Response:**

The FRU callouts are calculated at the time of the failure. See the error log for the actual replacement strategy.

---

**BC8A090D****Explanation:**

Firmware error during IPL.

**Response:**

The FRU callouts are calculated at the time of the failure. See the error log for the actual replacement strategy.

---

**BC8A090E****Explanation:**

Firmware error during IPL.

**Response:**

The FRU callouts are calculated at the time of the failure. See the error log for the actual replacement strategy.

---

**BC8A090F****Explanation:**

Error initializing processor/memory subsystem during boot. Examine FRU list for repair actions.

**Response:**

The FRU callouts are calculated at the time of the failure. Examine the error log for the actual replacement strategy.

---

**BC8A0910****Explanation:**

A problem occurred during the IPL of the system.

**Response:**

The FRU callouts are calculated at the time of the failure. Examine the error log for the actual replacement strategy.

---

**BC8A0911****Explanation:**

A problem occurred during the IPL of the system.

**Response:**

The FRU callouts are calculated at the time of the failure. Examine the error log for the actual replacement strategy.

---

**BC8A0912****Explanation:**

A problem occurred during the IPL of the system.

**Response:**

The FRU callouts are calculated at the time of the failure. Examine the error log for the actual replacement strategy.

---

**BC8A0913****Explanation:**

During processor/memory subsystem initialization, an error was encountered.

**Response:**

The FRU callouts are calculated at the time of the failure. Examine the error log for the actual replacement strategy.

---

**BC8A0914****Explanation:**

During processor/memory subsystem initialization, an error was encountered.

**Response:**

The FRU callouts are calculated at the time of the failure. Examine the error log for the actual replacement strategy.

---

**BC8A0915****Explanation:**

During processor/memory subsystem initialization, an error was encountered.

**Response:**

The FRU callouts are calculated at the time of the failure. Examine the error log for the actual replacement strategy.

---

**BC8A0916****Explanation:**

During processor/memory subsystem initialization, an error was encountered.

**Response:**

The FRU callouts are calculated at the time of the failure. Examine the error log for the actual replacement strategy.

---

**BC8A0917****Explanation:**

During processor/memory subsystem initialization, an error was encountered.

**Response:**

The FRU callouts are calculated at the time of the failure. Examine the error log for the actual replacement strategy.

---

**BC8A091B****Explanation:**

A problem occurred during the IPL of the system.

**Response:**

The FRU callouts are calculated at the time of the failure. Examine the error log for the actual replacement strategy.

---

**BC8A091C****Explanation:**

During processor/memory subsystem initialization, an error was encountered.

**Response:**

The FRU callouts are calculated at the time of the failure. Examine the error log for the actual replacement strategy.

---

**BC8A091D****Explanation:**

A problem occurred during the IPL of the system.

**Response:**

The FRU callouts are calculated at the time of the failure. Examine the error log for the actual replacement strategy.

---

**BC8A091E****Explanation:**

During processor/memory subsystem initialization, an error was encountered.

**Response:**

The FRU callouts are calculated at the time of the failure. Examine the error log for the actual replacement strategy.

---

**BC8A091F****Explanation:**

During processor/memory subsystem initialization, an error was encountered.

**Response:**

The FRU callouts are calculated at the time of the failure. Examine the error log for the actual replacement strategy.

---

**BC8A0920****Explanation:**

A problem occurred during the IPL of the system.

**Response:**

The FRU callouts are calculated at the time of the failure. Examine the error log for the actual replacement strategy.

---

**BC8A0921****Explanation:**

A problem occurred during the IPL of the system.

**Response:**

The FRU callouts are calculated at the time of the failure. Examine the error log for the actual replacement strategy.

---

**BC8A0922****Explanation:**

A problem occurred during the IPL of the system.

**Response:**

The FRU callouts are calculated at the time of the failure. Examine the error log for the actual replacement strategy.

---

**BC8A0923****Explanation:**

A problem occurred during the IPL of the system.

**Response:**

The FRU callouts are calculated at the time of the failure. Examine the error log for the actual replacement strategy.

---

**BC8A0924****Explanation:**

A problem occurred during the IPL of the system.

**Response:**

The FRU callouts are calculated at the time of the failure. Examine the error log for the actual replacement strategy.

---

**BC8A0925****Explanation:**

During processor/memory subsystem initialization, an error was encountered.

**Response:**

The FRU callouts are calculated at the time of the failure. Examine the error log for the actual replacement strategy.

---

**BC8A0926****Explanation:**

During processor/memory subsystem initialization, an error was encountered.

**Response:**

The FRU callouts are calculated at the time of the failure. Examine the error log for the actual replacement strategy.

---

**BC8A0927**

**Explanation:**

During processor/memory subsystem initialization, an error was encountered.

**Response:**

The FRU callouts are calculated at the time of the failure. Examine the error log for the actual replacement strategy.

---

**BC8A0928**

**Explanation:**

During processor/memory subsystem initialization, an error was encountered.

**Response:**

The FRU callouts are calculated at the time of the failure. Examine the error log for the actual replacement strategy.

---

**BC8A0929**

**Explanation:**

A problem occurred during the IPL of the system.

**Response:**

The FRU callouts are calculated at the time of the failure. Examine the error log for the actual replacement strategy.

---

**BC8A092A**

**Explanation:**

During processor/memory subsystem initialization, an error was encountered.

**Response:**

The FRU callouts are calculated at the time of the failure. Examine the error log for the actual replacement strategy.

---

**BC8A092B**

**Explanation:**

During processor/memory subsystem initialization, an error was encountered.

**Response:**

The FRU callouts are calculated at the time of the failure. Examine the error log for the actual replacement strategy.

---

**BC8A092C**

**Explanation:**

During processor/memory subsystem initialization, an error was encountered.

**Response:**

The FRU callouts are calculated at the time of the failure. Examine the error log for the actual replacement strategy.

---

**BC8A092D**

**Explanation:**

During processor/memory subsystem initialization, an error was encountered.

**Response:**

The FRU callouts are calculated at the time of the failure. Examine the error log for the actual replacement strategy.

---

**BC8A092E**

**Explanation:**

During processor/memory subsystem initialization, an error was encountered: Request given to load payload into mirrored memory, but no mirrored memory exists at that location.

**Response:**

The FRU callouts are calculated at the time of the failure. See the error log for the actual replacement strategy.

---

**BC8A0930**

**Explanation:**

Read/write requested while in DISABLE\_DRAM\_REPAIRS mode found extra bad bits set for DIMM.

**Response:**

The FRU callouts are calculated at the time of the failure. See the error log for the actual replacement strategy.

---

**BC8A0931**

**Explanation:**

A problem occurred during the IPL of the system.

**Response:**

The FRU callouts are calculated at the time of the failure. See the error log for the actual replacement strategy.

---

**BC8A0932**

**Explanation:**

A problem occurred during the IPL of the system.

**Response:**

The FRU callouts are calculated at the time of the failure. See the error log for the actual replacement strategy.

---

**BC8A0933**

**Explanation:**

During processor/memory subsystem initialization, an error was encountered: Failed due to wrong DIMM type.

**Response:**

The FRU callouts are calculated at the time of the failure. See the error log for the actual replacement strategy.

---

**BC8A0934**

**Explanation:**

During processor/memory subsystem initialization, an error was encountered: Either nominal, max turbo or min power save frequency for the processor HUID (userdata1) is zero.

**Response:**

The FRU callouts are calculated at the time of the failure. See the error log for the actual replacement strategy.

---

**BC8A0935**

**Explanation:**

During processor/memory subsystem initialization, an error was encountered: Input buffer size is smaller than expected length.

**Response:**

The FRU callouts are calculated at the time of the failure. See the error log for the actual replacement strategy.

---

**BC8A0936**

**Explanation:**

During processor/memory subsystem initialization, an error was encountered: Nominal frequency(userdata1) does not match nominal frequency(userdata2) on other cores. Should be the same for all chips.

**Response:**

The FRU callouts are calculated at the time of the failure. See the error log for the actual replacement strategy.

---

**BC8A0937**

**Explanation:**

During processor/memory subsystem initialization, an error was encountered: Invalid bucket id found for the voltage data.

**Response:**

The FRU callouts are calculated at the time of the failure. See the error log for the actual replacement strategy.

---

**BC8A0938**

**Explanation:**

During processor/memory subsystem initialization, an error was encountered: Bucket id from PR keyword does not match bucket id in the voltage data.

**Response:**

The FRU callouts are calculated at the time of the failure. See the error log for the actual replacement strategy.

---

**BC8A0939**

**Explanation:**

During processor/memory subsystem initialization, an error was encountered: Unsupported #V keyword data version found.

**Response:**

The FRU callouts are calculated at the time of the failure. See the error log for the actual replacement strategy.

---

**BC8A093B**

**Explanation:**

During processor/memory subsystem initialization, an error was encountered: When Workload Optimized Frequency (WOF) is enabled, ultra turbo freq should not be 0.

**Response:**

The FRU callouts are calculated at the time of the failure. See the error log for the actual replacement strategy.

---

**BC8A093C**

**Explanation:**

During processor/memory subsystem initialization, an error was encountered: When Workload Optimized Frequency (WOF) is enabled, the WOF Freq Uplift index should be 1,2,3, or 4.

**Response:**

The FRU callouts are calculated at the time of the failure. See the error log for the actual replacement strategy.

---

**BC8A093D**

**Explanation:**

A problem occurred during the IPL of the system.

**Response:**

The FRU callouts are calculated at the time of the failure. See the error log for the actual replacement strategy.

---

**BC8A093E**

**Explanation:**

Error uncompressing payload image from boot flash.

**Response:**

The FRU callouts are calculated at the time of the failure. See the error log for the actual replacement strategy.

---

**BC8A0A01**

**Explanation:**



A problem occurred during the IPL of the system.

**Response:**

The FRU callouts are calculated at the time of the failure. Examine the error log for the actual replacement strategy.

---

**BC8A0A03**

**Explanation:**

A problem occurred during the IPL of the system.

**Response:**

The FRU callouts are calculated at the time of the failure. Examine the error log for the actual replacement strategy.

---

**BC8A0A04**

**Explanation:**

A problem occurred during the IPL of the system.

**Response:**

The FRU callouts are calculated at the time of the failure. Examine the error log for the actual replacement strategy.

---

**BC8A0A06**

**Explanation:**

A problem occurred during the IPL of the system.

**Response:**

The FRU callouts are calculated at the time of the failure. Examine the error log for the actual replacement strategy.

---

**BC8A0A08**

**Explanation:**

A problem occurred during the IPL of the system.

**Response:**

The FRU callouts are calculated at the time of the failure. Examine the error log for the actual replacement strategy.

---

**BC8A0A09**

**Explanation:**

A problem occurred during the IPL of the system.

**Response:**

The FRU callouts are calculated at the time of the failure. Examine the error log for the actual replacement strategy.

---

**BC8A0A0A**

**Explanation:**

A problem occurred during the IPL of the system.

**Response:**

The FRU callouts are calculated at the time of the failure. Examine the error log for the actual replacement strategy.

---

**BC8A0A0B**

**Explanation:**

A problem occurred during the IPL of the system.

**Response:**

The FRU callouts are calculated at the time of the failure. Examine the error log for the actual replacement strategy.

---

**BC8A0A0C**

**Explanation:**

A problem occurred during the IPL of the system.

**Response:**

The FRU callouts are calculated at the time of the failure. Examine the error log for the actual replacement strategy.

---

**BC8A0A0D**

**Explanation:**

A problem occurred during the IPL of the system.

**Response:**

The FRU callouts are calculated at the time of the failure. Examine the error log for the actual replacement strategy.

---

**BC8A0A0E**

**Explanation:**

A problem occurred during the IPL of the system.

**Response:**

The FRU callouts are calculated at the time of the failure. Examine the error log for the actual replacement strategy.

---

**BC8A0A0F**

**Explanation:**

During processor/memory subsystem initialization, an error was encountered.

**Response:**

The FRU callouts are calculated at the time of the failure. Examine the error log for the actual replacement strategy.

---

**BC8A0A10**

**Explanation:**

During processor/memory subsystem initialization, an error was encountered.

**Response:**

The FRU callouts are calculated at the time of the failure. Examine the error log for the actual replacement strategy.

---

**BC8A0A11**

**Explanation:**

A problem occurred during the IPL of the system.

**Response:**

The FRU callouts are calculated at the time of the failure. Examine the error log for the actual replacement strategy.

---

**BC8A0A12****Explanation:**

A problem occurred during the IPL of the system.

**Response:**

The FRU callouts are calculated at the time of the failure. Examine the error log for the actual replacement strategy.

---

**BC8A0B01****Explanation:**

During processor/memory subsystem initialization, an error was encountered.

**Response:**

The FRU callouts are calculated at the time of the failure. Examine the error log for the actual replacement strategy.

---

**BC8A0B02****Explanation:**

During processor/memory subsystem initialization, an error was encountered.

**Response:**

The FRU callouts are calculated at the time of the failure. Examine the error log for the actual replacement strategy.

---

**BC8A0B03****Explanation:**

During processor/memory subsystem initialization, an error was encountered.

**Response:**

The FRU callouts are calculated at the time of the failure. Examine the error log for the actual replacement strategy.

---

**BC8A0B04****Explanation:**

During processor/memory subsystem initialization, an error was encountered.

**Response:**

The FRU callouts are calculated at the time of the failure. Examine the error log for the actual replacement strategy.

---

**BC8A0B05****Explanation:**

During processor/memory subsystem initialization, an error was encountered.

**Response:**

The FRU callouts are calculated at the time of the failure. Examine the error log for the actual replacement strategy.

---

**BC8A0B06****Explanation:**

During processor/memory subsystem initialization, an error was encountered.

**Response:**

The FRU callouts are calculated at the time of the failure. Examine the error log for the actual replacement strategy.

---

**BC8A0B07****Explanation:**

During processor/memory subsystem initialization, an error was encountered.

**Response:**

The FRU callouts are calculated at the time of the failure. Examine the error log for the actual replacement strategy.

---

**BC8A0B08****Explanation:**

During processor/memory subsystem initialization, an error was encountered.

**Response:**

The FRU callouts are calculated at the time of the failure. Examine the error log for the actual replacement strategy.

---

**BC8A0B09****Explanation:**

During processor/memory subsystem initialization, an error was encountered.

**Response:**

The FRU callouts are calculated at the time of the failure. Examine the error log for the actual replacement strategy.

---

**BC8A0B0A****Explanation:**

During processor/memory subsystem initialization, an error was encountered.

**Response:**

The FRU callouts are calculated at the time of the failure. Examine the error log for the actual replacement strategy.

---

**BC8A0B0B****Explanation:**

During processor/memory subsystem initialization, an error was encountered.

**Response:**

The FRU callouts are calculated at the time of the failure. Examine the error log for the actual replacement strategy.

---

**BC8A0B0C****Explanation:**

During processor/memory subsystem initialization, an error was encountered.

**Response:**

The FRU callouts are calculated at the time of the failure. Examine the error log for the actual replacement strategy.

---

**BC8A0B0D****Explanation:**

During processor/memory subsystem initialization, an error was encountered: AttrOverrideSection too big to fit in remaining chunk of Processor NOR flash section.

**Response:**

The FRU callouts are calculated at the time of the failure. See the error log for the actual replacement strategy.

---

**BC8A0B0E****Explanation:**

During processor/memory subsystem initialization, an error was encountered: Serialized attribute override chunk too big to fit in remaining chunk of Processor NOR flash section.

**Response:**

The FRU callouts are calculated at the time of the failure. See the error log for the actual replacement strategy.

---

**BC8A0B0F****Explanation:**

During processor/memory subsystem initialization, an error was encountered: Failure applying given attribute override on given target.

**Response:**

The FRU callouts are calculated at the time of the failure. See the error log for the actual replacement strategy.

---

**BC8A0B10****Explanation:**

During processor/memory subsystem initialization, an error was encountered: Given target does not have given attribute to apply override.

**Response:**

The FRU callouts are calculated at the time of the failure. See the error log for the actual replacement strategy.

---

**BC8A0B11****Explanation:**

Invalid configuration data in firmware pnor.

**Response:**

The FRU callouts are calculated at the time of the failure. See the error log for the actual replacement strategy.

---

**BC8A0B12****Explanation:**

Invalid configuration data in firmware pnor.

**Response:**

The FRU callouts are calculated at the time of the failure. See the error log for the actual replacement strategy.

---

**BC8A0B13****Explanation:**

Kernel failed to block map memory.

**Response:**

The FRU callouts are calculated at the time of the failure. See the error log for the actual replacement strategy.

---

**BC8A0B15****Explanation:**

Kernel failed to unblock mapped memory.

**Response:**

The FRU callouts are calculated at the time of the failure. See the error log for the actual replacement strategy.

---

**BC8A0B16****Explanation:**

Unexpected internal firmware error.

**Response:**

The FRU callouts are calculated at the time of the failure. See the error log for the actual replacement strategy.

---

**BC8A0B17****Explanation:**

Unexpected internal firmware error.

**Response:**

The FRU callouts are calculated at the time of the failure. See the error log for the actual replacement strategy.

---

**BC8A0B18****Explanation:**

Internal firmware error preparing for concurrent code update.

**Response:**

The FRU callouts are calculated at the time of the failure. See the error log for the actual replacement strategy.

---

**BC8A0B19****Explanation:**

Unsupported override configuration data.

**Response:**

The FRU callouts are calculated at the time of the failure. See the error log for the actual replacement strategy.

---

**BC8A0B1A****Explanation:**

Unexpected boot firmware failure.

**Response:**

The FRU callouts are calculated at the time of the failure. See the error log for the actual replacement strategy.

---

**BC8A0B1B****Explanation:**

Tolerated boot firmware error occurred.

**Response:**

The FRU callouts are calculated at the time of the failure. See the error log for the actual replacement strategy.

---

**BC8A0B80****Explanation:**

During processor/memory subsystem initialization, an error was encountered.

**Response:**

The FRU callouts are calculated at the time of the failure. Examine the error log for the actual replacement strategy.

---

**BC8A0B81****Explanation:**

During processor/memory subsystem initialization, an error was encountered.

**Response:**

The FRU callouts are calculated at the time of the failure. Examine the error log for the actual replacement strategy.

---

**BC8A0B82****Explanation:**

Internal firmware error applying custom configuration settings.

**Response:**

The FRU callouts are calculated at the time of the failure. See the error log for the actual replacement strategy.

---

**BC8A0B83****Explanation:**

Firmware error doing code update.

**Response:**

The FRU callouts are calculated at the time of the failure. See the error log for the actual replacement strategy.

---

**BC8A0B84****Explanation:**

Firmware error doing code update.

**Response:**

The FRU callouts are calculated at the time of the failure. See the error log for the actual replacement strategy.

---

**BC8A0B85****Explanation:**

Firmware error doing code update.

**Response:**

The FRU callouts are calculated at the time of the failure. See the error log for the actual replacement strategy.

---

**BC8A0B86****Explanation:**

Firmware error doing code update.

**Response:**

The FRU callouts are calculated at the time of the failure. See the error log for the actual replacement strategy.

---

**BC8A0B87****Explanation:**

Firmware error doing code update.

**Response:**

The FRU callouts are calculated at the time of the failure. See the error log for the actual replacement strategy.

---

**BC8A0B88****Explanation:**

Firmware error doing code update.

**Response:**

The FRU callouts are calculated at the time of the failure. See the error log for the actual replacement strategy.

---

**BC8A0B89****Explanation:**

Attempted to perform an invalid attribute look up.

**Response:**

The FRU callouts are calculated at the time of the failure. See the error log for the actual replacement strategy.

---

**BC8A0B8A****Explanation:**

A problem occurred during the IPL of the system. Expected resource was not indicated to be present.

**Response:**

The FRU callouts are calculated at the time of the failure. See the error log for the actual replacement strategy.

---

**BC8A0B8B****Explanation:**

During processor/memory subsystem initialization, an error was encountered: Error: Failed to translate common association address to platform address.

**Response:**

The FRU callouts are calculated at the time of the failure. See the error log for the actual replacement strategy.

---

**BC8A0B8C****Explanation:**

During processor/memory subsystem initialization, an error was encountered: Error: No free association entry to set.

**Response:**

The FRU callouts are calculated at the time of the failure. See the error log for the actual replacement strategy.

---

**BC8A0C01****Explanation:**

During processor/memory subsystem initialization, an error was encountered.

**Response:**

The FRU callouts are calculated at the time of the failure. Examine the error log for the actual replacement strategy.

---

**BC8A0C03****Explanation:**

During processor/memory subsystem initialization, an error was encountered.

**Response:**

The FRU callouts are calculated at the time of the failure. Examine the error log for the actual replacement strategy.

---

**BC8A0C04****Explanation:**

During processor/memory subsystem initialization, an error was encountered.

**Response:**

The FRU callouts are calculated at the time of the failure. Examine the error log for the actual replacement strategy.

---

**BC8A0C05****Explanation:**

During processor/memory subsystem initialization, an error was encountered.

**Response:**

The FRU callouts are calculated at the time of the failure. Examine the error log for the actual replacement strategy.

---

**BC8A0C06****Explanation:**

During processor/memory subsystem initialization, an error was encountered.

**Response:**

The FRU callouts are calculated at the time of the failure. Examine the error log for the actual replacement strategy.

---

**BC8A0C07****Explanation:**

During processor/memory subsystem initialization, an error was encountered.

**Response:**

The FRU callouts are calculated at the time of the failure. Examine the error log for the actual replacement strategy.

---

**BC8A0C08****Explanation:**

During processor/memory subsystem initialization, an error was encountered.

**Response:**

The FRU callouts are calculated at the time of the failure. Examine the error log for the actual replacement strategy.

---

**BC8A0C09****Explanation:**

A problem occurred during the IPL of the system: Found no functional dimm cards.

**Response:**

The FRU callouts are calculated at the time of the failure. See the error log for the actual replacement strategy.

---

**BC8A0C0A****Explanation:**

A previously discovered hardware issue is being ignored to allow the system to boot.

**Response:**

The FRU callouts are calculated at the time of the failure. See the error log for the actual replacement strategy.

---

**BC8A0C0B****Explanation:**

A problem occurred during the IPL of the system: A critical resource was found to be deconfigured.

**Response:**

The FRU callouts are calculated at the time of the failure. See the error log for the actual replacement strategy.

---

**BC8A0C0C****Explanation:**

A problem occurred during the IPL of the system: Found no functional dimm cards.

**Response:**

The FRU callouts are calculated at the time of the failure. See the error log for the actual replacement strategy.

---

**BC8A0C0E****Explanation:**

Insufficient hardware to continue IPL.

**Response:**

The FRU callouts are calculated at the time of the failure. See the error log for the actual replacement strategy.

---

**BC8A0C0F****Explanation:**

Incompatible Processor Chip Levels.

**Response:**

The FRU callouts are calculated at the time of the failure. See the error log for the actual replacement strategy.

---

**BC8A0C10****Explanation:**

Incompatible Processor Chip Levels.

**Response:**

The FRU callouts are calculated at the time of the failure. See the error log for the actual replacement strategy.

---

**BC8A0C11****Explanation:**

Host firmware encountered an internal error.

**Response:**

The FRU callouts are calculated at the time of the failure. See the error log for the actual replacement strategy.

---

**BC8A0C12****Explanation:**

Host firmware encountered an internal error.

**Response:**

The FRU callouts are calculated at the time of the failure. See the error log for the actual replacement strategy.

---

**BC8A0C13****Explanation:**

Host Firmware encountered an internal error.

**Response:**

The FRU callouts are calculated at the time of the failure. See the error log for the actual replacement strategy.

---

**BC8A0C14****Explanation:**

A problem occurred during the IPL of the system: Found too many obus links.

**Response:**

The FRU callouts are calculated at the time of the failure. See the error log for the actual replacement strategy.

---

**BC8A0C15****Explanation:**

A problem occurred during the IPL of the system: No memory found.

**Response:**

The FRU callouts are calculated at the time of the failure. See the error log for the actual replacement strategy.

---

**BC8A0C16****Explanation:**

A problem occurred during IPL of the system: Internal Firmware Error.

**Response:**

The FRU callouts are calculated at the time of the failure. See the error log for the actual replacement strategy.

---

**BC8A0C19****Explanation:**

A problem occurred during IPL of the system: Internal Firmware Error.

**Response:**

The FRU callouts are calculated at the time of the failure. See the error log for the actual replacement strategy.

---

**BC8A0C1A****Explanation:**

An issue occurred during IPL of the system: Internal Firmware Error.

**Response:**

The FRU callouts are calculated at the time of the failure. See the error log for the actual replacement strategy.

---

**BC8A0C1B****Explanation:**

Incompatible Processor Chip Levels.

**Response:**

The FRU callouts are calculated at the time of the failure. See the error log for the actual replacement strategy.

---

**BC8A0C1C****Explanation:**

Incompatible Processor Chip Levels.

**Response:**

The FRU callouts are calculated at the time of the failure. See the error log for the actual replacement strategy.

---

**BC8A0C1D****Explanation:**

Incompatible Processor Chip Levels.

**Response:**

The FRU callouts are calculated at the time of the failure. See the error log for the actual replacement strategy.

---

**BC8A0C81****Explanation:**

During processor/memory subsystem initialization, an error was encountered.

**Response:**

The FRU callouts are calculated at the time of the failure. Examine the error log for the actual replacement strategy.

---

**BC8A0C82****Explanation:**

During processor/memory subsystem initialization, an error was encountered.

**Response:**

The FRU callouts are calculated at the time of the failure. Examine the error log for the actual replacement strategy.

---

**BC8A0C83****Explanation:**

During processor/memory subsystem initialization, an error was encountered.

**Response:**

The FRU callouts are calculated at the time of the failure. Examine the error log for the actual replacement strategy.

---

**BC8A0C84****Explanation:**

During processor/memory subsystem initialization, an error was encountered: HWAS host\_gard: no masterCore found.

**Response:**

The FRU callouts are calculated at the time of the failure. See the error log for the actual replacement strategy.

---

**BC8A0C85****Explanation:**

Bad MCA target.

**Response:**

The FRU callouts are calculated at the time of the failure. See the error log for the actual replacement strategy.

---

**BC8A0C86****Explanation:**

During processor/memory subsystem initialization, an error was encountered: Post de-configuration of target failed.

**Response:**

The FRU callouts are calculated at the time of the failure. See the error log for the actual replacement strategy.

---

**BC8A0C87****Explanation:**

During processor/memory subsystem initialization, an error was encountered: Post de-configuration of target failed.

**Response:**

The FRU callouts are calculated at the time of the failure. See the error log for the actual replacement strategy.

---

**BC8A0C88****Explanation:**

Insufficient DIMM resources.

**Response:**

The FRU callouts are calculated at the time of the failure. See the error log for the actual replacement strategy.

---

**BC8A0D01****Explanation:**

During processor/memory subsystem initialization, an error was encountered.

**Response:**

The FRU callouts are calculated at the time of the failure. Examine the error log for the actual replacement strategy.

---

**BC8A0D02****Explanation:**

During processor/memory subsystem initialization, an error was encountered.

**Response:**

The FRU callouts are calculated at the time of the failure. Examine the error log for the actual replacement strategy.

---

**BC8A0D03****Explanation:**

During processor/memory subsystem initialization, an error was encountered.

**Response:**

The FRU callouts are calculated at the time of the failure. Examine the error log for the actual replacement strategy.

---

**BC8A0D04****Explanation:**

During processor/memory subsystem initialization, an error was encountered.

**Response:**

The FRU callouts are calculated at the time of the failure. Examine the error log for the actual replacement strategy.

---

**BC8A0D05****Explanation:**

During processor/memory subsystem initialization, an error was encountered.

**Response:**

The FRU callouts are calculated at the time of the failure. Examine the error log for the actual replacement strategy.

---

**BC8A0D06****Explanation:**

During processor/memory subsystem initialization, an error was encountered: Hypervisor firmware request interface not linked.

**Response:**

The FRU callouts are calculated at the time of the failure. See the error log for the actual replacement strategy.

---

**BC8A0D07****Explanation:**

During processor/memory subsystem initialization, an error was encountered: Unable to allocate firmware request messages.

**Response:**

The FRU callouts are calculated at the time of the failure. See the error log for the actual replacement strategy.

---

**BC8A0E01****Explanation:**

During processor/memory subsystem initialization, an error was encountered.

**Response:**

The FRU callouts are calculated at the time of the failure. Examine the error log for the actual replacement strategy.

---

**BC8A0E02****Explanation:**

During processor/memory subsystem initialization, an error was encountered.

**Response:**

The FRU callouts are calculated at the time of the failure. Examine the error log for the actual replacement strategy.

---

**BC8A0E03****Explanation:**

During processor/memory subsystem initialization, an error was encountered.

**Response:**

The FRU callouts are calculated at the time of the failure. Examine the error log for the actual replacement strategy.

---

**BC8A0E04****Explanation:**

During processor/memory subsystem initialization, an error was encountered.

**Response:**

The FRU callouts are calculated at the time of the failure. Examine the error log for the actual replacement strategy.

---

**BC8A0E05****Explanation:**

During processor/memory subsystem initialization, an error was encountered.

**Response:**

The FRU callouts are calculated at the time of the failure. Examine the error log for the actual replacement strategy.

---

**BC8A0E06****Explanation:**

During processor/memory subsystem initialization, an error was encountered.

**Response:**



The FRU callouts are calculated at the time of the failure. Examine the error log for the actual replacement strategy.

---

**BC8A0E07****Explanation:**

During processor/memory subsystem initialization, an error was encountered.

**Response:**

The FRU callouts are calculated at the time of the failure. Examine the error log for the actual replacement strategy.

---

**BC8A0E08****Explanation:**

During processor/memory subsystem initialization, an error was encountered.

**Response:**

The FRU callouts are calculated at the time of the failure. Examine the error log for the actual replacement strategy.

---

**BC8A0E09****Explanation:**

During processor/memory subsystem initialization, an error was encountered: I2C write page size is zero.

**Response:**

The FRU callouts are calculated at the time of the failure. See the error log for the actual replacement strategy.

---

**BC8A0E0A****Explanation:**

During processor/memory subsystem initialization, an error was encountered: cacheEeprom mm\_remove\_pages FLUSH failed.

**Response:**

The FRU callouts are calculated at the time of the failure. See the error log for the actual replacement strategy.

---

**BC8A0E0B****Explanation:**

During processor/memory subsystem initialization, an error was encountered: cacheEeprom mm\_remove\_pages FLUSH failed.

**Response:**

The FRU callouts are calculated at the time of the failure. See the error log for the actual replacement strategy.

---

**BC8A0E0C****Explanation:**

During processor/memory subsystem initialization, an error was encountered: buildEepromRecordHeader invalid mux target.

**Response:**

The FRU callouts are calculated at the time of the failure. See the error log for the actual replacement strategy.

---

**BC8A0E0D****Explanation:**

Soft error in Firmware.

**Response:**

The FRU callouts are calculated at the time of the failure. See the error log for the actual replacement strategy.

---

**BC8A0E0E****Explanation:**

Firmware detected new part and is restarting.

**Response:**

The FRU callouts are calculated at the time of the failure. See the error log for the actual replacement strategy.

---

**BC8A0F01****Explanation:**

During processor/memory subsystem initialization, an error was encountered.

**Response:**

The FRU callouts are calculated at the time of the failure. Examine the error log for the actual replacement strategy.

---

**BC8A0F02****Explanation:**

During processor/memory subsystem initialization, an error was encountered.

**Response:**

The FRU callouts are calculated at the time of the failure. Examine the error log for the actual replacement strategy.

---

**BC8A0F03****Explanation:**

During processor/memory subsystem initialization, an error was encountered.

**Response:**

The FRU callouts are calculated at the time of the failure. Examine the error log for the actual replacement strategy.

---

**BC8A0F04****Explanation:**

During processor/memory subsystem initialization, an error was encountered.

**Response:**

The FRU callouts are calculated at the time of the failure. Examine the error log for the actual replacement strategy.

---

**BC8A0F05****Explanation:**

During processor/memory subsystem initialization, an error was encountered.

**Response:**

The FRU callouts are calculated at the time of the failure. Examine the error log for the actual replacement strategy.

---

**BC8A0F07****Explanation:**

During processor/memory subsystem initialization, an error was encountered.

**Response:**

The FRU callouts are calculated at the time of the failure. Examine the error log for the actual replacement strategy.

---

**BC8A0F08****Explanation:**

During processor/memory subsystem initialization, an error was encountered: Unexpected RC from issuing PSIBH EOI store.

**Response:**

The FRU callouts are calculated at the time of the failure. See the error log for the actual replacement strategy.

---

**BC8A0F09****Explanation:**

During processor/memory subsystem initialization, an error was encountered: Error unmasking interrupt source.

**Response:**

The FRU callouts are calculated at the time of the failure. See the error log for the actual replacement strategy.

---

**BC8A0F0C****Explanation:**

During processor/memory subsystem initialization, an error was encountered: Error encountered sending coalesce message to INTRP.

**Response:**

The FRU callouts are calculated at the time of the failure. See the error log for the actual replacement strategy.

---

**BC8A0F0D****Explanation:**

During processor/memory subsystem initialization, an error was encountered: Error encountered routing IPC message.

**Response:**

The FRU callouts are calculated at the time of the failure. See the error log for the actual replacement strategy.

---

**BC8A0F0E****Explanation:**

Error handling processor interrupts.

**Response:**

The FRU callouts are calculated at the time of the failure. See the error log for the actual replacement strategy.

---

**BC8A1001****Explanation:**

During processor/memory subsystem initialization, an error was encountered.

**Response:**

The FRU callouts are calculated at the time of the failure. Examine the error log for the actual replacement strategy.

---

**BC8A1002****Explanation:**

During processor/memory subsystem initialization, an error was encountered.

**Response:**

The FRU callouts are calculated at the time of the failure. Examine the error log for the actual replacement strategy.

---

**BC8A1003****Explanation:**

During processor/memory subsystem initialization, an error was encountered.

**Response:**

The FRU callouts are calculated at the time of the failure. Examine the error log for the actual replacement strategy.

---

**BC8A1004****Explanation:**

During processor/memory subsystem initialization, an error was encountered.

**Response:**

The FRU callouts are calculated at the time of the failure. Examine the error log for the actual replacement strategy.

---

**BC8A1005****Explanation:**

During processor/memory subsystem initialization, an error was encountered.

**Response:**

The FRU callouts are calculated at the time of the failure. Examine the error log for the actual replacement strategy.

---

**BC8A1006**

**Explanation:**

During processor/memory subsystem initialization, an error was encountered.

**Response:**

The FRU callouts are calculated at the time of the failure. Examine the error log for the actual replacement strategy.

---

**BC8A1007**

**Explanation:**

During processor/memory subsystem initialization, an error was encountered.

**Response:**

The FRU callouts are calculated at the time of the failure. Examine the error log for the actual replacement strategy.

---

**BC8A1008**

**Explanation:**

During processor/memory subsystem initialization, an error was encountered.

**Response:**

The FRU callouts are calculated at the time of the failure. Examine the error log for the actual replacement strategy.

---

**BC8A1009**

**Explanation:**

During processor/memory subsystem initialization, an error was encountered.

**Response:**

The FRU callouts are calculated at the time of the failure. Examine the error log for the actual replacement strategy.

---

**BC8A100A**

**Explanation:**

During processor/memory subsystem initialization, an error was encountered.

**Response:**

The FRU callouts are calculated at the time of the failure. Examine the error log for the actual replacement strategy.

---

**BC8A100B**

**Explanation:**

During processor/memory subsystem initialization, an error was encountered.

**Response:**

The FRU callouts are calculated at the time of the failure. Examine the error log for the actual replacement strategy.

---

**BC8A100C**

**Explanation:**

During processor/memory subsystem initialization, an error was encountered.

**Response:**

The FRU callouts are calculated at the time of the failure. Examine the error log for the actual replacement strategy.

---

**BC8A100D**

**Explanation:**

During processor/memory subsystem initialization, an error was encountered.

**Response:**

The FRU callouts are calculated at the time of the failure. Examine the error log for the actual replacement strategy.

---

**BC8A100E**

**Explanation:**

During processor/memory subsystem initialization, an error was encountered.

**Response:**

The FRU callouts are calculated at the time of the failure. Examine the error log for the actual replacement strategy.

---

**BC8A100F**

**Explanation:**

During processor/memory subsystem initialization, an error was encountered.

**Response:**

The FRU callouts are calculated at the time of the failure. Examine the error log for the actual replacement strategy.

---

**BC8A1011**

**Explanation:**

Service Processor Firmware encountered an internal error.

**Response:**

The FRU callouts are calculated at the time of the failure. See the error log for the actual replacement strategy.

---

**BC8A1012**

**Explanation:**

Service Processor Firmware encountered an internal error.

**Response:**

The FRU callouts are calculated at the time of the failure. See the error log for the actual replacement strategy.

---

**BC8A1013**

**Explanation:**

Host failed to boot because there was a problem configuring Time Of Day on the Host processors.

**Response:**

The FRU callouts are calculated at the time of the failure. See the error log for the actual replacement strategy.

---

**BC8A1014**

**Explanation:**

Service Processor Firmware encountered an internal error.

**Response:**

The FRU callouts are calculated at the time of the failure. See the error log for the actual replacement strategy.

---

**BC8A1015**

**Explanation:**

There was a problem in configuring Time Of Day on the Host processor.

**Response:**

The FRU callouts are calculated at the time of the failure. See the error log for the actual replacement strategy.

---

**BC8A1017**

**Explanation:**

Service Processor Firmware encountered an internal error.

**Response:**

The FRU callouts are calculated at the time of the failure. See the error log for the actual replacement strategy.

---

**BC8A1019**

**Explanation:**

Service Processor Firmware encountered an internal error.

**Response:**

The FRU callouts are calculated at the time of the failure. See the error log for the actual replacement strategy.

---

**BC8A101A**

**Explanation:**

An internal error occurred. This will force the Time of Day function to run with complete redundancy.

**Response:**

The FRU callouts are calculated at the time of the failure. See the error log for the actual replacement strategy.

---

**BC8A1101**

**Explanation:**

A problem occurred during the IPL of the system.

**Response:**

The FRU callouts are calculated at the time of the failure. Examine the error log for the actual replacement strategy.

---

**BC8A1102**

**Explanation:**

During processor/memory subsystem initialization, an error was encountered.

**Response:**

The FRU callouts are calculated at the time of the failure. Examine the error log for the actual replacement strategy.

---

**BC8A1104**

**Explanation:**

A problem occurred during the IPL of the system.

**Response:**

The FRU callouts are calculated at the time of the failure. Examine the error log for the actual replacement strategy.

---

**BC8A1105**

**Explanation:**

During processor/memory subsystem initialization, an error was encountered.

**Response:**

The FRU callouts are calculated at the time of the failure. Examine the error log for the actual replacement strategy.

---

**BC8A1107**

**Explanation:**

During processor/memory subsystem initialization, an error was encountered.

**Response:**

The FRU callouts are calculated at the time of the failure. Examine the error log for the actual replacement strategy.

---

**BC8A1109**

**Explanation:**

During processor/memory subsystem initialization, an error was encountered.

**Response:**

The FRU callouts are calculated at the time of the failure. Examine the error log for the actual replacement strategy.

---

**BC8A110A****Explanation:**

During processor/memory subsystem initialization, an error was encountered.

**Response:**

The FRU callouts are calculated at the time of the failure. Examine the error log for the actual replacement strategy.

---

**BC8A110B****Explanation:**

During processor/memory subsystem initialization, an error was encountered.

**Response:**

The FRU callouts are calculated at the time of the failure. Examine the error log for the actual replacement strategy.

---

**BC8A110C****Explanation:**

During processor/memory subsystem initialization, an error was encountered.

**Response:**

The FRU callouts are calculated at the time of the failure. Examine the error log for the actual replacement strategy.

---

**BC8A110D****Explanation:**

During processor/memory subsystem initialization, an error was encountered.

**Response:**

The FRU callouts are calculated at the time of the failure. Examine the error log for the actual replacement strategy.

---

**BC8A110E****Explanation:**

During processor/memory subsystem initialization, an error was encountered.

**Response:**

The FRU callouts are calculated at the time of the failure. Examine the error log for the actual replacement strategy.

---

**BC8A110F****Explanation:**

During processor/memory subsystem initialization, an error was encountered.

**Response:**

The FRU callouts are calculated at the time of the failure. Examine the error log for the actual replacement strategy.

---

**BC8A1110****Explanation:**

During processor/memory subsystem initialization, an error was encountered.

**Response:**

The FRU callouts are calculated at the time of the failure. Examine the error log for the actual replacement strategy.

---

**BC8A1111****Explanation:**

During processor/memory subsystem initialization, an error was encountered.

**Response:**

The FRU callouts are calculated at the time of the failure. Examine the error log for the actual replacement strategy.

---

**BC8A1112****Explanation:**

During processor/memory subsystem initialization, an error was encountered.

**Response:**

The FRU callouts are calculated at the time of the failure. Examine the error log for the actual replacement strategy.

---

**BC8A1113****Explanation:**

During processor/memory subsystem initialization, an error was encountered: IPC Message data corrupted.

**Response:**

The FRU callouts are calculated at the time of the failure. See the error log for the actual replacement strategy.

---

**BC8A1202****Explanation:**

During processor/memory subsystem initialization, an error was encountered.

**Response:**

The FRU callouts are calculated at the time of the failure. Examine the error log for the actual replacement strategy.

---

**BC8A1204****Explanation:**

During processor/memory subsystem initialization, an error was encountered.

**Response:**

The FRU callouts are calculated at the time of the failure. Examine the error log for the actual replacement strategy.

---

**BC8A1205****Explanation:**

During processor/memory subsystem initialization, an error was encountered.

**Response:**

The FRU callouts are calculated at the time of the failure. Examine the error log for the actual replacement strategy.

---

**BC8A1207****Explanation:**

During processor/memory subsystem initialization, an error was encountered.

**Response:**

The FRU callouts are calculated at the time of the failure. Examine the error log for the actual replacement strategy.

---

**BC8A1209****Explanation:**

During processor/memory subsystem initialization, an error was encountered.

**Response:**

The FRU callouts are calculated at the time of the failure. Examine the error log for the actual replacement strategy.

---

**BC8A120A****Explanation:**

During processor/memory subsystem initialization, an error was encountered.

**Response:**

The FRU callouts are calculated at the time of the failure. Examine the error log for the actual replacement strategy.

---

**BC8A120B****Explanation:**

During processor/memory subsystem initialization, an error was encountered.

**Response:**

The FRU callouts are calculated at the time of the failure. Examine the error log for the actual replacement strategy.

---

**BC8A120C****Explanation:**

During processor/memory subsystem initialization, an error was encountered.

**Response:**

The FRU callouts are calculated at the time of the failure. Examine the error log for the actual replacement strategy.

---

**BC8A1301****Explanation:**

During processor/memory subsystem initialization, an error was encountered: Unexpected data from LPC-UART interface.

**Response:**

The FRU callouts are calculated at the time of the failure. See the error log for the actual replacement strategy.

---

**BC8A1302****Explanation:**

During processor/memory subsystem initialization, an error was encountered: Timeout from LPC-UART interface.

**Response:**

The FRU callouts are calculated at the time of the failure. See the error log for the actual replacement strategy.

---

**BC8A1401****Explanation:**

During processor/memory subsystem initialization, an error was encountered.

**Response:**

The FRU callouts are calculated at the time of the failure. Examine the error log for the actual replacement strategy.

---

**BC8A1402****Explanation:**

During processor/memory subsystem initialization, an error was encountered: A maint command SW timed out.

**Response:**

The FRU callouts are calculated at the time of the failure. See the error log for the actual replacement strategy.

---

**BC8A1403****Explanation:**

Task handling mainstore init crashed.

**Response:**

The FRU callouts are calculated at the time of the failure. See the error log for the actual replacement strategy.

---

**BC8A1602****Explanation:**

During processor/memory subsystem initialization, an error was encountered.

**Response:**

The FRU callouts are calculated at the time of the failure. Examine the error log for the actual replacement strategy.

---

**BC8A1603****Explanation:**

During processor/memory subsystem initialization, an error was encountered.

**Response:**

The FRU callouts are calculated at the time of the failure. Examine the error log for the actual replacement strategy.

---

**BC8A1604****Explanation:**

During processor/memory subsystem initialization, an error was encountered.

**Response:**

The FRU callouts are calculated at the time of the failure. Examine the error log for the actual replacement strategy.

---

**BC8A1605****Explanation:**

During processor/memory subsystem initialization, an error was encountered.

**Response:**

The FRU callouts are calculated at the time of the failure. Examine the error log for the actual replacement strategy.

---

**BC8A1606****Explanation:**

During processor/memory subsystem initialization, an error was encountered.

**Response:**

The FRU callouts are calculated at the time of the failure. Examine the error log for the actual replacement strategy.

---

**BC8A1607****Explanation:**

During processor/memory subsystem initialization, an error was encountered.

**Response:**

The FRU callouts are calculated at the time of the failure. Examine the error log for the actual replacement strategy.

---

**BC8A1608****Explanation:**

During processor/memory subsystem initialization, an error was encountered: Insufficient space provided for LID by calling function.

**Response:**

The FRU callouts are calculated at the time of the failure. See the error log for the actual replacement strategy.

---

**BC8A1609****Explanation:**

During processor/memory subsystem initialization, an error was encountered: Unable to unload LID via host interface.

**Response:**

The FRU callouts are calculated at the time of the failure. See the error log for the actual replacement strategy.

---

**BC8A160A****Explanation:**

During processor/memory subsystem initialization, an error was encountered: Unable to find Lid.

**Response:**

The FRU callouts are calculated at the time of the failure. See the error log for the actual replacement strategy.

---

**BC8A160B****Explanation:**

Firmware error during boot.

**Response:**

The FRU callouts are calculated at the time of the failure. See the error log for the actual replacement strategy.

---

**BC8A160C****Explanation:**

A problem occurred during the IPL of the system.

**Response:**

The FRU callouts are calculated at the time of the failure. See the error log for the actual replacement strategy.

---

**BC8A160D****Explanation:**

A problem occurred during the IPL of the system.

**Response:**

The FRU callouts are calculated at the time of the failure. See the error log for the actual replacement strategy.

---

**BC8A160E****Explanation:**

A problem occurred during the IPL of the system.

**Response:**

The FRU callouts are calculated at the time of the failure. See the error log for the actual replacement strategy.

---

**BC8A160F****Explanation:**

A problem occurred during the IPL of the system.

**Response:**

The FRU callouts are calculated at the time of the failure. See the error log for the actual replacement strategy.

---

**BC8A1610****Explanation:**

A problem occurred during the IPL of the system.

**Response:**

The FRU callouts are calculated at the time of the failure. See the error log for the actual replacement strategy.

---

**BC8A1611****Explanation:**

A problem occurred during the IPL of the system.

**Response:**

The FRU callouts are calculated at the time of the failure. See the error log for the actual replacement strategy.

---

**BC8A1612****Explanation:**

A problem occurred during the IPL of the system.

**Response:**

The FRU callouts are calculated at the time of the failure. See the error log for the actual replacement strategy.

---

**BC8A1613****Explanation:**

A problem occurred during the IPL of the system.

**Response:**

The FRU callouts are calculated at the time of the failure. See the error log for the actual replacement strategy.

---

**BC8A1615****Explanation:**

A problem occurred during the IPL of the system.

**Response:**

The FRU callouts are calculated at the time of the failure. See the error log for the actual replacement strategy.

---

**BC8A1616****Explanation:**

Firmware Error.

**Response:**

The FRU callouts are calculated at the time of the failure. See the error log for the actual replacement strategy.

---

**BC8A1617****Explanation:**

Firmware Error.

**Response:**

The FRU callouts are calculated at the time of the failure. See the error log for the actual replacement strategy.

---

**BC8A1618****Explanation:**

Firmware Error.

**Response:**

The FRU callouts are calculated at the time of the failure. See the error log for the actual replacement strategy.

---

**BC8A161A****Explanation:**

Firmware Error.

**Response:**

The FRU callouts are calculated at the time of the failure. See the error log for the actual replacement strategy.

---

**BC8A161B****Explanation:**

Firmware Error.

**Response:**

The FRU callouts are calculated at the time of the failure. See the error log for the actual replacement strategy.

---

**BC8A161C****Explanation:**

Firmware encountered an internal error.

**Response:**

The FRU callouts are calculated at the time of the failure. See the error log for the actual replacement strategy.

---

**BC8A161D****Explanation:**

Firmware load error.

**Response:**

The FRU callouts are calculated at the time of the failure. See the error log for the actual replacement strategy.

---

**BC8A1700****Explanation:**



During processor/memory subsystem initialization, an error was encountered: Request given to load payload into mirrored memory, but no mirrored memory exists at that location.

**Response:**

The FRU callouts are calculated at the time of the failure. See the error log for the actual replacement strategy.

---

**BC8A1701**

**Explanation:**

During processor/memory subsystem initialization, an error was encountered.

**Response:**

The FRU callouts are calculated at the time of the failure. Examine the error log for the actual replacement strategy.

---

**BC8A1702**

**Explanation:**

A problem occurred during the IPL of the system.

**Response:**

The FRU callouts are calculated at the time of the failure. Examine the error log for the actual replacement strategy.

---

**BC8A1703**

**Explanation:**

During processor/memory subsystem initialization, an error was encountered: IStep failed, see other log(s) with the same PLID for reason.

**Response:**

The FRU callouts are calculated at the time of the failure. See the error log for the actual replacement strategy.

---

**BC8A1704**

**Explanation:**

During processor/memory subsystem initialization, an error was encountered.

**Response:**

The FRU callouts are calculated at the time of the failure. Examine the error log for the actual replacement strategy.

---

**BC8A1705**

**Explanation:**

A problem occurred during the IPL of the system.

**Response:**

The FRU callouts are calculated at the time of the failure. Examine the error log for the actual replacement strategy.

---

**BC8A1706**

**Explanation:**

A problem occurred during the IPL of the system.

**Response:**

The FRU callouts are calculated at the time of the failure. Examine the error log for the actual replacement strategy.

---

**BC8A1707**

**Explanation:**

A problem occurred during the IPL of the system.

**Response:**

The FRU callouts are calculated at the time of the failure. See the error log for the actual replacement strategy.

---

**BC8A1708**

**Explanation:**

A problem occurred during the IPL of the system.

**Response:**

The FRU callouts are calculated at the time of the failure. Examine the error log for the actual replacement strategy.

---

**BC8A1709**

**Explanation:**

During processor/memory subsystem initialization, an error was encountered: Call to getParentAffinityTarget requesting the number of EX chips with parent affinity to a core, returned an incorrect vector size, the expected size is 1.

**Response:**

The FRU callouts are calculated at the time of the failure. See the error log for the actual replacement strategy.

---

**BC8A170A**

**Explanation:**

A problem isolated to firmware occurred during the IPL of the system.

**Response:**

The FRU callouts are calculated at the time of the failure. See the error log for the actual replacement strategy.

---

**BC8A170B**

**Explanation:**

A problem isolated to firmware or firmware customization occurred during the IPL of the system.

**Response:**

The FRU callouts are calculated at the time of the failure. See the error log for the actual replacement strategy.

---

**BC8A170C**

**Explanation:**

A problem isolated to firmware or firmware customization occurred during the IPL of the system.

**Response:**

The FRU callouts are calculated at the time of the failure. See the error log for the actual replacement strategy.

---

**BC8A170D**

**Explanation:**

A problem isolated to firmware or firmware customization occurred during the IPL of the system.

**Response:**

The FRU callouts are calculated at the time of the failure. See the error log for the actual replacement strategy.

---

**BC8A170E**

**Explanation:**

A problem isolated to firmware or firmware customization occurred during the IPL of the system.

**Response:**

The FRU callouts are calculated at the time of the failure. See the error log for the actual replacement strategy.

---

**BC8A1711**

**Explanation:**

Platform generated error. See User Data.

**Response:**

The FRU callouts are calculated at the time of the failure. See the error log for the actual replacement strategy.

---

**BC8A1712**

**Explanation:**

Platform generated error.

**Response:**

The FRU callouts are calculated at the time of the failure. See the error log for the actual replacement strategy.

---

**BC8A1713**

**Explanation:**

Platform generated error. See User Data.

**Response:**

The FRU callouts are calculated at the time of the failure. See the error log for the actual replacement strategy.

---

**BC8A1714**

**Explanation:**

A problem occurred during the IPL of the system.

**Response:**

The FRU callouts are calculated at the time of the failure. See the error log for the actual replacement strategy.

---

**BC8A1715**

**Explanation:**

A problem occurred during the IPL of the system.

**Response:**

The FRU callouts are calculated at the time of the failure. See the error log for the actual replacement strategy.

---

**BC8A1716**

**Explanation:**

A problem occurred during the IPL of the system.

**Response:**

The FRU callouts are calculated at the time of the failure. See the error log for the actual replacement strategy.

---

**BC8A171A**

**Explanation:**

A problem occurred during the IPL of the system.

**Response:**

The FRU callouts are calculated at the time of the failure. See the error log for the actual replacement strategy.

---

**BC8A171B**

**Explanation:**

A problem occurred during the IPL of the system.

**Response:**

The FRU callouts are calculated at the time of the failure. See the error log for the actual replacement strategy.

---

**BC8A171C**

**Explanation:**

A problem occurred during the IPL of the system.

**Response:**

The FRU callouts are calculated at the time of the failure. See the error log for the actual replacement strategy.

---

**BC8A171D**

**Explanation:**

Platform security problem detected.

**Response:**

The FRU callouts are calculated at the time of the failure. See the error log for the actual replacement strategy.

---

**BC8A171E**

**Explanation:**

During processor/memory subsystem initialization, an error was encountered: There is no functional memory.

**Response:**

The FRU callouts are calculated at the time of the failure. See the error log for the actual replacement strategy.

---

**BC8A171F**

**Explanation:**

A problem occurred during the IPL of the system.

**Response:**

The FRU callouts are calculated at the time of the failure. See the error log for the actual replacement strategy.

---

**BC8A1720**

**Explanation:**

A problem occurred during the IPL of the system.

**Response:**

The FRU callouts are calculated at the time of the failure. See the error log for the actual replacement strategy.

---

**BC8A1721**

**Explanation:**

Platform security problem detected.

**Response:**

The FRU callouts are calculated at the time of the failure. See the error log for the actual replacement strategy.

---

**BC8A1722**

**Explanation:**

Platform security problem detected.

**Response:**

The FRU callouts are calculated at the time of the failure. See the error log for the actual replacement strategy.

---

**BC8A1723**

**Explanation:**

Platform security problem detected.

**Response:**

The FRU callouts are calculated at the time of the failure. See the error log for the actual replacement strategy.

---

**BC8A1724**

**Explanation:**

Platform security problem detected.

**Response:**

The FRU callouts are calculated at the time of the failure. See the error log for the actual replacement strategy.

---

**BC8A1725**

**Explanation:**

Platform security problem detected.

**Response:**

The FRU callouts are calculated at the time of the failure. See the error log for the actual replacement strategy.

---

**BC8A1726**

**Explanation:**

Platform security problem detected.

**Response:**

The FRU callouts are calculated at the time of the failure. See the error log for the actual replacement strategy.

---

**BC8A1727**

**Explanation:**

Platform security problem detected.

**Response:**

The FRU callouts are calculated at the time of the failure. See the error log for the actual replacement strategy.

---

**BC8A1728**

**Explanation:**

Platform security problem detected.

**Response:**

The FRU callouts are calculated at the time of the failure. See the error log for the actual replacement strategy.

---

**BC8A1729**

**Explanation:**

Host firmware did not find enough hardware to continue the boot.

**Response:**

The FRU callouts are calculated at the time of the failure. See the error log for the actual replacement strategy.

---

**BC8A1732**

**Explanation:**

Illegal action during boot.

**Response:**

The FRU callouts are calculated at the time of the failure. See the error log for the actual replacement strategy.

---

**BC8A1735**

**Explanation:**

A problem occurred during the IPL of the system.

**Response:**

The FRU callouts are calculated at the time of the failure. See the error log for the actual replacement strategy.

---

**BC8A1736****Explanation:**

A problem occurred during the IPL of the system.

**Response:**

The FRU callouts are calculated at the time of the failure. See the error log for the actual replacement strategy.

---

**BC8A1737****Explanation:**

A problem occurred during the IPL of the system.

**Response:**

The FRU callouts are calculated at the time of the failure. See the error log for the actual replacement strategy.

---

**BC8A1738****Explanation:**

Processor Error.

**Response:**

The FRU callouts are calculated at the time of the failure. See the error log for the actual replacement strategy.

---

**BC8A1739****Explanation:**

A problem occurred during the IPL of the system and the system will reboot.

**Response:**

The FRU callouts are calculated at the time of the failure. See the error log for the actual replacement strategy.

---

**BC8A173A****Explanation:**

A problem occurred during the IPL of the system.

**Response:**

The FRU callouts are calculated at the time of the failure. See the error log for the actual replacement strategy.

---

**BC8A1740****Explanation:**

During processor/memory subsystem initialization, an error was encountered: messages from other nodes have not returned in time.

**Response:**

The FRU callouts are calculated at the time of the failure. See the error log for the actual replacement strategy.

---

**BC8A1741****Explanation:**

During processor/memory subsystem initialization, an error was encountered: Freq attribute DATA timer thread failed.

**Response:**

The FRU callouts are calculated at the time of the failure. See the error log for the actual replacement strategy.

---

**BC8A1742****Explanation:**

Incompatible processor modules installed between drawers.

**Response:**

The FRU callouts are calculated at the time of the failure. See the error log for the actual replacement strategy.

---

**BC8A1743****Explanation:**

Incompatible processor modules installed between drawers.

**Response:**

The FRU callouts are calculated at the time of the failure. See the error log for the actual replacement strategy.

---

**BC8A1744****Explanation:**

Incompatible processor modules installed between drawers.

**Response:**

The FRU callouts are calculated at the time of the failure. See the error log for the actual replacement strategy.

---

**BC8A1745****Explanation:**

Incompatible processor modules installed between drawers.

**Response:**

The FRU callouts are calculated at the time of the failure. See the error log for the actual replacement strategy.

---

**BC8A1746****Explanation:**

Incompatible processor modules installed between drawers.

**Response:**

The FRU callouts are calculated at the time of the failure. See the error log for the actual replacement strategy.

---

**BC8A1747****Explanation:**

Host firmware did not find valid hardware to continue the boot.

**Response:**

The FRU callouts are calculated at the time of the failure. See the error log for the actual replacement strategy.

---

**BC8A1748****Explanation:**

Platform security problem detected.

**Response:**

The FRU callouts are calculated at the time of the failure. See the error log for the actual replacement strategy.

---

**BC8A1749****Explanation:**

Platform security problem detected.

**Response:**

The FRU callouts are calculated at the time of the failure. See the error log for the actual replacement strategy.

---

**BC8A174A****Explanation:**

There was an error training the SMP cables.

**Response:**

The FRU callouts are calculated at the time of the failure. See the error log for the actual replacement strategy.

---

**BC8A174C****Explanation:**

A problem isolated to firmware or firmware customization occurred during the IPL of the system.

**Response:**

The FRU callouts are calculated at the time of the failure. See the error log for the actual replacement strategy.

---

**BC8A174D****Explanation:**

PNOR-IPMI not enabled, BMC firmware needs to be updated.

**Response:**

The FRU callouts are calculated at the time of the failure. See the error log for the actual replacement strategy.

---

**BC8A174E****Explanation:**

During processor/memory subsystem initialization, an error was encountered: Kernel returned error when trying to activate core.

**Response:**

The FRU callouts are calculated at the time of the failure. See the error log for the actual replacement strategy.

---

**BC8A174F****Explanation:**

Unexpected IPL firmware data load error.

**Response:**

The FRU callouts are calculated at the time of the failure. See the error log for the actual replacement strategy.

---

**BC8A1750****Explanation:**

Platform security problem detected.

**Response:**

The FRU callouts are calculated at the time of the failure. See the error log for the actual replacement strategy.

---

**BC8A1752****Explanation:**

Platform security problem detected.

**Response:**

The FRU callouts are calculated at the time of the failure. See the error log for the actual replacement strategy.

---

**BC8A1803****Explanation:**

Task analyzing HW errors has failed.

**Response:**

The FRU callouts are calculated at the time of the failure. See the error log for the actual replacement strategy.

---

**BC8A1804****Explanation:**

Task analyzing HW errors has failed.

**Response:**

The FRU callouts are calculated at the time of the failure. See the error log for the actual replacement strategy.

---

**BC8A1901****Explanation:**

A problem occurred during the IPL of the system.

**Response:**

The FRU callouts are calculated at the time of the failure. Examine the error log for the actual replacement strategy.

---

**BC8A1902****Explanation:**

A problem occurred during the IPL of the system.

**Response:**

The FRU callouts are calculated at the time of the failure. Examine the error log for the actual replacement strategy.

---

**BC8A1903****Explanation:**

A problem occurred during the IPL of the system.

**Response:**

The FRU callouts are calculated at the time of the failure. Examine the error log for the actual replacement strategy.

---

**BC8A1904****Explanation:**

A problem occurred during the IPL of the system.

**Response:**

The FRU callouts are calculated at the time of the failure. Examine the error log for the actual replacement strategy.

---

**BC8A190C****Explanation:**

A problem occurred during the IPL of the system.

**Response:**

The FRU callouts are calculated at the time of the failure. Examine the error log for the actual replacement strategy.

---

**BC8A1A01****Explanation:**

During processor/memory subsystem initialization, an error was encountered.

**Response:**

The FRU callouts are calculated at the time of the failure. Examine the error log for the actual replacement strategy.

---

**BC8A1A02****Explanation:**

During processor/memory subsystem initialization, an error was encountered.

**Response:**

The FRU callouts are calculated at the time of the failure. Examine the error log for the actual replacement strategy.

---

**BC8A1A03****Explanation:**

During processor/memory subsystem initialization, an error was encountered.

**Response:**

The FRU callouts are calculated at the time of the failure. Examine the error log for the actual replacement strategy.

---

**BC8A1A04****Explanation:**

During processor/memory subsystem initialization, an error was encountered.

**Response:**

The FRU callouts are calculated at the time of the failure. Examine the error log for the actual replacement strategy.

---

**BC8A1A05****Explanation:**

During processor/memory subsystem initialization, an error was encountered.

**Response:**

The FRU callouts are calculated at the time of the failure. Examine the error log for the actual replacement strategy.

---

**BC8A1A08****Explanation:**

During processor/memory subsystem initialization, an error was encountered.

**Response:**

The FRU callouts are calculated at the time of the failure. Examine the error log for the actual replacement strategy.

---

**BC8A1A09****Explanation:**

During processor/memory subsystem initialization, an error was encountered.

**Response:**

The FRU callouts are calculated at the time of the failure. Examine the error log for the actual replacement strategy.

---

**BC8A1A0A****Explanation:**

During processor/memory subsystem initialization, an error was encountered.

**Response:**

The FRU callouts are calculated at the time of the failure. Examine the error log for the actual replacement strategy.

---

**BC8A1A0B****Explanation:**

During processor/memory subsystem initialization, an error was encountered.

**Response:**

The FRU callouts are calculated at the time of the failure. Examine the error log for the actual replacement strategy.

---

**BC8A1A0C**

**Explanation:**

During processor/memory subsystem initialization, an error was encountered.

**Response:**

The FRU callouts are calculated at the time of the failure. Examine the error log for the actual replacement strategy.

---

**BC8A1A0E**

**Explanation:**

During processor/memory subsystem initialization, an error was encountered.

**Response:**

The FRU callouts are calculated at the time of the failure. Examine the error log for the actual replacement strategy.

---

**BC8A1A0F**

**Explanation:**

During processor/memory subsystem initialization, an error was encountered.

**Response:**

The FRU callouts are calculated at the time of the failure. Examine the error log for the actual replacement strategy.

---

**BC8A1A10**

**Explanation:**

During processor/memory subsystem initialization, an error was encountered.

**Response:**

The FRU callouts are calculated at the time of the failure. Examine the error log for the actual replacement strategy.

---

**BC8A1A11**

**Explanation:**

During processor/memory subsystem initialization, an error was encountered.

**Response:**

The FRU callouts are calculated at the time of the failure. Examine the error log for the actual replacement strategy.

---

**BC8A1A12**

**Explanation:**

During processor/memory subsystem initialization, an error was encountered.

**Response:**

The FRU callouts are calculated at the time of the failure. Examine the error log for the actual replacement strategy.

---

**BC8A1A14**

**Explanation:**

During processor/memory subsystem initialization, an error was encountered.

**Response:**

The FRU callouts are calculated at the time of the failure. Examine the error log for the actual replacement strategy.

---

**BC8A1A15**

**Explanation:**

During processor/memory subsystem initialization, an error was encountered.

**Response:**

The FRU callouts are calculated at the time of the failure. Examine the error log for the actual replacement strategy.

---

**BC8A1A16**

**Explanation:**

During processor/memory subsystem initialization, an error was encountered.

**Response:**

The FRU callouts are calculated at the time of the failure. Examine the error log for the actual replacement strategy.

---

**BC8A1A18**

**Explanation:**

During processor/memory subsystem initialization, an error was encountered.

**Response:**

The FRU callouts are calculated at the time of the failure. Examine the error log for the actual replacement strategy.

---

**BC8A1A19**

**Explanation:**

During processor/memory subsystem initialization, an error was encountered: No associated DMI targeting target(s) found for given MEMBUF targeting target.

**Response:**

The FRU callouts are calculated at the time of the failure. See the error log for the actual replacement strategy.

---

**BC8A1A1A**

**Explanation:**

During processor/memory subsystem initialization, an error was encountered: The targeting type of the input targeting target is not supported by runtime code.

**Response:**

The FRU callouts are calculated at the time of the failure. See the error log for the actual replacement strategy.

---

**BC8A1A1B**

**Explanation:**

During processor/memory subsystem initialization, an error was encountered: No processor targeting target was found for the given targeting target.

**Response:**

The FRU callouts are calculated at the time of the failure. See the error log for the actual replacement strategy.

---

**BC8A1A1C**

**Explanation:**

Kernel failed to unmap memory.

**Response:**

The FRU callouts are calculated at the time of the failure. See the error log for the actual replacement strategy.

---

**BC8A1A1D**

**Explanation:**

During processor/memory subsystem initialization, an error was encountered: PM load complex unknown mode.

**Response:**

The FRU callouts are calculated at the time of the failure. See the error log for the actual replacement strategy.

---

**BC8A1A1E**

**Explanation:**

During processor/memory subsystem initialization, an error was encountered: HCODE scom update runtime interface not linked.

**Response:**

The FRU callouts are calculated at the time of the failure. See the error log for the actual replacement strategy.

---

**BC8A1A1F**

**Explanation:**

During processor/memory subsystem initialization, an error was encountered: HCODE SCOM update error.

**Response:**

The FRU callouts are calculated at the time of the failure. See the error log for the actual replacement strategy.

---

**BC8A1A20**

**Explanation:**

Firmware error during boot.

**Response:**

The FRU callouts are calculated at the time of the failure. See the error log for the actual replacement strategy.

---

**BC8A1A21**

**Explanation:**

Platform security problem detected.

**Response:**

The FRU callouts are calculated at the time of the failure. See the error log for the actual replacement strategy.

---

**BC8A1A22**

**Explanation:**

Platform security problem detected.

**Response:**

The FRU callouts are calculated at the time of the failure. See the error log for the actual replacement strategy.

---

**BC8A1A23**

**Explanation:**

Unexpected boot firmware error.

**Response:**

The FRU callouts are calculated at the time of the failure. See the error log for the actual replacement strategy.

---

**BC8A1A24**

**Explanation:**

Platform security problem detected.

**Response:**

The FRU callouts are calculated at the time of the failure. See the error log for the actual replacement strategy.

---

**BC8A1A25**

**Explanation:**

Platform security problem detected.

**Response:**

The FRU callouts are calculated at the time of the failure. See the error log for the actual replacement strategy.

---

**BC8A1A26**

**Explanation:**

Unexpected boot firmware error.

**Response:**



The FRU callouts are calculated at the time of the failure. See the error log for the actual replacement strategy.

---

**BC8A1A27****Explanation:**

During processor/memory subsystem initialization, an error was encountered: Unable to fill in HB data memory.

**Response:**

The FRU callouts are calculated at the time of the failure. See the error log for the actual replacement strategy.

---

**BC8A1A28****Explanation:**

Internal system error occurred.

**Response:**

The FRU callouts are calculated at the time of the failure. See the error log for the actual replacement strategy.

---

**BC8A1A29****Explanation:**

Internal system error occurred.

**Response:**

The FRU callouts are calculated at the time of the failure. See the error log for the actual replacement strategy.

---

**BC8A1A2A****Explanation:**

Platform security problem detected.

**Response:**

The FRU callouts are calculated at the time of the failure. See the error log for the actual replacement strategy.

---

**BC8A1A2B****Explanation:**

Platform security problem detected.

**Response:**

The FRU callouts are calculated at the time of the failure. See the error log for the actual replacement strategy.

---

**BC8A1A2C****Explanation:**

Platform security problem detected.

**Response:**

The FRU callouts are calculated at the time of the failure. See the error log for the actual replacement strategy.

---

**BC8A1A2D****Explanation:**

Platform security problem detected.

**Response:**

The FRU callouts are calculated at the time of the failure. See the error log for the actual replacement strategy.

---

**BC8A1A2E****Explanation:**

Platform security problem detected.

**Response:**

The FRU callouts are calculated at the time of the failure. See the error log for the actual replacement strategy.

---

**BC8A1A2F****Explanation:**

Platform security problem detected.

**Response:**

The FRU callouts are calculated at the time of the failure. See the error log for the actual replacement strategy.

---

**BC8A1A30****Explanation:**

Platform security problem detected.

**Response:**

The FRU callouts are calculated at the time of the failure. See the error log for the actual replacement strategy.

---

**BC8A1A31****Explanation:**

Platform security problem detected.

**Response:**

The FRU callouts are calculated at the time of the failure. See the error log for the actual replacement strategy.

---

**BC8A1A32****Explanation:**

During processor/memory subsystem initialization, an error was encountered: Error with Firmware Notify request.

**Response:**

The FRU callouts are calculated at the time of the failure. See the error log for the actual replacement strategy.

---

**BC8A1A34****Explanation:**

During processor/memory subsystem initialization, an error was encountered: SBE error recovery attempt failed.

**Response:**

The FRU callouts are calculated at the time of the failure. See the error log for the actual replacement strategy.

---

**BC8A1A35****Explanation:**

During processor/memory subsystem initialization, an error was encountered: SBE error recovery attempt failed.

**Response:**

The FRU callouts are calculated at the time of the failure. See the error log for the actual replacement strategy.

---

**BC8A1A37****Explanation:**

During processor/memory subsystem initialization, an error was encountered: The Firmware Request call failed.

**Response:**

The FRU callouts are calculated at the time of the failure. See the error log for the actual replacement strategy.

---

**BC8A1A38****Explanation:**

During processor/memory subsystem initialization, an error was encountered: The Firmware Request call failed.

**Response:**

The FRU callouts are calculated at the time of the failure. See the error log for the actual replacement strategy.

---

**BC8A1A39****Explanation:**

During processor/memory subsystem initialization, an error was encountered: The Firmware Request call failed.

**Response:**

The FRU callouts are calculated at the time of the failure. See the error log for the actual replacement strategy.

---

**BC8A1A3A****Explanation:**

Firmware encountered an internal error.

**Response:**

The FRU callouts are calculated at the time of the failure. See the error log for the actual replacement strategy.

---

**BC8A1A3B****Explanation:**

Firmware encountered an internal error.

**Response:**

The FRU callouts are calculated at the time of the failure. See the error log for the actual replacement strategy.

---

**BC8A1A3C****Explanation:**

During processor/memory subsystem initialization, an error was encountered: Attribute failed to update on HBRT side.

**Response:**

The FRU callouts are calculated at the time of the failure. See the error log for the actual replacement strategy.

---

**BC8A1A3D****Explanation:**

Hostboot attempted to reserve memory outside of allowed range.

**Response:**

The FRU callouts are calculated at the time of the failure. See the error log for the actual replacement strategy.

---

**BC8A1A3E****Explanation:**

During processor/memory subsystem initialization, an error was encountered: messages from other nodes have not returned in time.

**Response:**

The FRU callouts are calculated at the time of the failure. See the error log for the actual replacement strategy.

---

**BC8A1A3F****Explanation:**

During processor/memory subsystem initialization, an error was encountered: sendSBESystemConfig timer thread failed.

**Response:**

The FRU callouts are calculated at the time of the failure. See the error log for the actual replacement strategy.

---

**BC8A1A40****Explanation:**

Informational log containing historic data.

**Response:**

The FRU callouts are calculated at the time of the failure. See the error log for the actual replacement strategy.

---

**BC8A1A42****Explanation:**

Failure in the security subsystem.

**Response:**

The FRU callouts are calculated at the time of the failure. See the error log for the actual replacement strategy.

---

**BC8A1A43**

**Explanation:**

Failure in the security subsystem.

**Response:**

The FRU callouts are calculated at the time of the failure. See the error log for the actual replacement strategy.

---

**BC8A1A44**

**Explanation:**

Firmware error initializing system data structures during boot.

**Response:**

The FRU callouts are calculated at the time of the failure. See the error log for the actual replacement strategy.

---

**BC8A1B01**

**Explanation:**

Boot firmware has crashed with an internal error.

**Response:**

The FRU callouts are calculated at the time of the failure. See the error log for the actual replacement strategy.

---

**BC8A1B02**

**Explanation:**

Boot firmware has crashed with an internal error.

**Response:**

The FRU callouts are calculated at the time of the failure. See the error log for the actual replacement strategy.

---

**BC8A1B03**

**Explanation:**

Boot firmware has crashed with an internal error.

**Response:**

The FRU callouts are calculated at the time of the failure. See the error log for the actual replacement strategy.

---

**BC8A1C01**

**Explanation:**

During processor/memory subsystem initialization, an error was encountered.

**Response:**

The FRU callouts are calculated at the time of the failure. Examine the error log for the actual replacement strategy.

---

**BC8A1C02**

**Explanation:**

During processor/memory subsystem initialization, an error was encountered.

**Response:**

The FRU callouts are calculated at the time of the failure. Examine the error log for the actual replacement strategy.

---

**BC8A1C03**

**Explanation:**

During processor/memory subsystem initialization, an error was encountered.

**Response:**

The FRU callouts are calculated at the time of the failure. Examine the error log for the actual replacement strategy.

---

**BC8A1C05**

**Explanation:**

During processor/memory subsystem initialization, an error was encountered.

**Response:**

The FRU callouts are calculated at the time of the failure. Examine the error log for the actual replacement strategy.

---

**BC8A1C06**

**Explanation:**

During processor/memory subsystem initialization, an error was encountered.

**Response:**

The FRU callouts are calculated at the time of the failure. Examine the error log for the actual replacement strategy.

---

**BC8A1C07**

**Explanation:**

During processor/memory subsystem initialization, an error was encountered.

**Response:**

The FRU callouts are calculated at the time of the failure. Examine the error log for the actual replacement strategy.

---

**BC8A1C08**

**Explanation:**

During processor/memory subsystem initialization, an error was encountered.

**Response:**

The FRU callouts are calculated at the time of the failure. Examine the error log for the actual replacement strategy.

---

**BC8A1C09****Explanation:**

During processor/memory subsystem initialization, an error was encountered.

**Response:**

The FRU callouts are calculated at the time of the failure. Examine the error log for the actual replacement strategy.

---

**BC8A1C0A****Explanation:**

During processor/memory subsystem initialization, an error was encountered.

**Response:**

The FRU callouts are calculated at the time of the failure. Examine the error log for the actual replacement strategy.

---

**BC8A1D01****Explanation:**

A problem occurred during the IPL of the system.

**Response:**

The FRU callouts are calculated at the time of the failure. Examine the error log for the actual replacement strategy.

---

**BC8A1D03****Explanation:**

During processor/memory subsystem initialization, an error was encountered.

**Response:**

The FRU callouts are calculated at the time of the failure. Examine the error log for the actual replacement strategy.

---

**BC8A1D04****Explanation:**

During processor/memory subsystem initialization, an error was encountered.

**Response:**

The FRU callouts are calculated at the time of the failure. Examine the error log for the actual replacement strategy.

---

**BC8A1D05****Explanation:**

During processor/memory subsystem initialization, an error was encountered.

**Response:**

The FRU callouts are calculated at the time of the failure. Examine the error log for the actual replacement strategy.

---

**BC8A1D06****Explanation:**

During processor/memory subsystem initialization, an error was encountered.

**Response:**

The FRU callouts are calculated at the time of the failure. Examine the error log for the actual replacement strategy.

---

**BC8A1D07****Explanation:**

During processor/memory subsystem initialization, an error was encountered.

**Response:**

The FRU callouts are calculated at the time of the failure. Examine the error log for the actual replacement strategy.

---

**BC8A1D09****Explanation:**

A problem occurred during the IPL of the system.

**Response:**

The FRU callouts are calculated at the time of the failure. Examine the error log for the actual replacement strategy.

---

**BC8A1DOB****Explanation:**

A problem occurred during the IPL of the system.

**Response:**

The FRU callouts are calculated at the time of the failure. Examine the error log for the actual replacement strategy.

---

**BC8A1D0D****Explanation:**

A problem occurred during the IPL of the system.

**Response:**

The FRU callouts are calculated at the time of the failure. Examine the error log for the actual replacement strategy.

---

**BC8A1DOE****Explanation:**

A problem occurred during the IPL of the system.

**Response:**

The FRU callouts are calculated at the time of the failure. Examine the error log for the actual replacement strategy.

---

**BC8A1DOF**

**Explanation:**

A problem occurred during the IPL of the system.

**Response:**

The FRU callouts are calculated at the time of the failure. Examine the error log for the actual replacement strategy.

---

**BC8A1D10****Explanation:**

A problem occurred during the IPL of the system.

**Response:**

The FRU callouts are calculated at the time of the failure. Examine the error log for the actual replacement strategy.

---

**BC8A1D11****Explanation:**

A problem occurred during the IPL of the system.

**Response:**

The FRU callouts are calculated at the time of the failure. Examine the error log for the actual replacement strategy.

---

**BC8A1D13****Explanation:**

A problem occurred during the IPL of the system.

**Response:**

The FRU callouts are calculated at the time of the failure. Examine the error log for the actual replacement strategy.

---

**BC8A1D14****Explanation:**

A problem occurred during the IPL of the system.

**Response:**

The FRU callouts are calculated at the time of the failure. Examine the error log for the actual replacement strategy.

---

**BC8A1D15****Explanation:**

A problem occurred during the IPL of the system.

**Response:**

The FRU callouts are calculated at the time of the failure. Examine the error log for the actual replacement strategy.

---

**BC8A1D16****Explanation:**

During processor/memory subsystem initialization, an error was encountered.

**Response:**

The FRU callouts are calculated at the time of the failure. Examine the error log for the actual replacement strategy.

---

**BC8A1D18****Explanation:**

During processor/memory subsystem initialization, an error was encountered.

**Response:**

The FRU callouts are calculated at the time of the failure. Examine the error log for the actual replacement strategy.

---

**BC8A1D19****Explanation:**

During processor/memory subsystem initialization, an error was encountered.

**Response:**

The FRU callouts are calculated at the time of the failure. Examine the error log for the actual replacement strategy.

---

**BC8A1D1A****Explanation:**

During processor/memory subsystem initialization, an error was encountered.

**Response:**

The FRU callouts are calculated at the time of the failure. Examine the error log for the actual replacement strategy.

---

**BC8A1D1B****Explanation:**

During processor/memory subsystem initialization, an error was encountered.

**Response:**

The FRU callouts are calculated at the time of the failure. Examine the error log for the actual replacement strategy.

---

**BC8A1D1C****Explanation:**

During processor/memory subsystem initialization, an error was encountered.

**Response:**

The FRU callouts are calculated at the time of the failure. Examine the error log for the actual replacement strategy.

---

**BC8A1D30****Explanation:**

During processor/memory subsystem initialization, an error was encountered: The VHDR was invalid.

**Response:**

The FRU callouts are calculated at the time of the failure. See the error log for the actual replacement strategy.

---

**BC8A1D31****Explanation:**

During processor/memory subsystem initialization, an error was encountered: Both VPD read Processor NOR flash and VPD read HW configs are set to false.

**Response:**

The FRU callouts are calculated at the time of the failure. See the error log for the actual replacement strategy.

---

**BC8A1D32****Explanation:**

During processor/memory subsystem initialization, an error was encountered: writePNOR mm\_remove\_pages FLUSH failed.

**Response:**

The FRU callouts are calculated at the time of the failure. See the error log for the actual replacement strategy.

---

**BC8A1D33****Explanation:**

During processor/memory subsystem initialization, an error was encountered: Unexpected target type.

**Response:**

The FRU callouts are calculated at the time of the failure. See the error log for the actual replacement strategy.

---

**BC8A1D34****Explanation:**

During processor/memory subsystem initialization, an error was encountered: Unable to resolve the VPD destination (PNOR or SEEPROM).

**Response:**

The FRU callouts are calculated at the time of the failure. See the error log for the actual replacement strategy.

---

**BC8A1D35****Explanation:**

Fatal firmware boot error.

**Response:**

The FRU callouts are calculated at the time of the failure. See the error log for the actual replacement strategy.

---

**BC8A1D36****Explanation:**

During processor/memory subsystem initialization, an error was encountered: Invalid data length.

**Response:**

The FRU callouts are calculated at the time of the failure. See the error log for the actual replacement strategy.

---

**BC8A1D37****Explanation:**

During processor/memory subsystem initialization, an error was encountered: MBOX send not supported in HBRT.

**Response:**

The FRU callouts are calculated at the time of the failure. See the error log for the actual replacement strategy.

---

**BC8A1D3B****Explanation:**

During processor/memory subsystem initialization, an error was encountered: Node for VPD is too large.

**Response:**

The FRU callouts are calculated at the time of the failure. See the error log for the actual replacement strategy.

---

**BC8A1D3C****Explanation:**

Firmware error writing VPD.

**Response:**

The FRU callouts are calculated at the time of the failure. See the error log for the actual replacement strategy.

---

**BC8A1D3D****Explanation:**

Runtime vital product data update failure.

**Response:**

The FRU callouts are calculated at the time of the failure. See the error log for the actual replacement strategy.

---

**BC8A1D3E****Explanation:**

Firmware configuration error.

**Response:**

The FRU callouts are calculated at the time of the failure. See the error log for the actual replacement strategy.

---

**BC8A1D3F****Explanation:**

Firmware error during boot.

**Response:**

The FRU callouts are calculated at the time of the failure. See the error log for the actual replacement strategy.

---

**BC8A1E01****Explanation:**

During processor/memory subsystem initialization, an error was encountered.

**Response:**

The FRU callouts are calculated at the time of the failure. Examine the error log for the actual replacement strategy.

---

**BC8A1E02****Explanation:**

During processor/memory subsystem initialization, an error was encountered.

**Response:**

The FRU callouts are calculated at the time of the failure. Examine the error log for the actual replacement strategy.

---

**BC8A1E03****Explanation:**

A problem occurred during the IPL of the system.

**Response:**

The FRU callouts are calculated at the time of the failure. Examine the error log for the actual replacement strategy.

---

**BC8A1E05****Explanation:**

A problem occurred during the IPL of the system.

**Response:**

The FRU callouts are calculated at the time of the failure. Examine the error log for the actual replacement strategy.

---

**BC8A1E06****Explanation:**

A problem occurred during the IPL of the system.

**Response:**

The FRU callouts are calculated at the time of the failure. Examine the error log for the actual replacement strategy.

---

**BC8A1E07****Explanation:**

Secure Boot firmware validation failed.

**Response:**

The FRU callouts are calculated at the time of the failure. Examine the error log for the actual replacement strategy.

---

**BC8A1E09****Explanation:**

Unexpected internal firmware error.

**Response:**

The FRU callouts are calculated at the time of the failure. See the error log for the actual replacement strategy.

---

**BC8A1E0B****Explanation:**

Security failure occurred during the IPL of the system.

**Response:**

The FRU callouts are calculated at the time of the failure. See the error log for the actual replacement strategy.

---

**BC8A1E0C****Explanation:**

Firmware Error.

**Response:**

The FRU callouts are calculated at the time of the failure. See the error log for the actual replacement strategy.

---

**BC8A1E0D****Explanation:**

Firmware Error.

**Response:**

The FRU callouts are calculated at the time of the failure. See the error log for the actual replacement strategy.

---

**BC8A1E0E****Explanation:**

Platform security problem detected.

**Response:**

The FRU callouts are calculated at the time of the failure. See the error log for the actual replacement strategy.

---

**BC8A1E0F****Explanation:**

Firmware Error.

**Response:**

The FRU callouts are calculated at the time of the failure. See the error log for the actual replacement strategy.

---

**BC8A1E10****Explanation:**

Firmware Error.

**Response:**

The FRU callouts are calculated at the time of the failure. See the error log for the actual replacement strategy.

---

**BC8A1E11****Explanation:**

Firmware Error.

**Response:**

The FRU callouts are calculated at the time of the failure. See the error log for the actual replacement strategy.

---

**BC8A1E12**

**Explanation:**

Firmware Error.

**Response:**

The FRU callouts are calculated at the time of the failure. See the error log for the actual replacement strategy.

---

**BC8A1E13**

**Explanation:**

Boot firmware integrity issue; Reinstall boot firmware.

**Response:**

The FRU callouts are calculated at the time of the failure. See the error log for the actual replacement strategy.

---

**BC8A1E14**

**Explanation:**

Secure Boot failure.

**Response:**

The FRU callouts are calculated at the time of the failure. See the error log for the actual replacement strategy.

---

**BC8A1E15**

**Explanation:**

Planar jumper configuration.

**Response:**

The FRU callouts are calculated at the time of the failure. See the error log for the actual replacement strategy.

---

**BC8A1E16**

**Explanation:**

A problem occurred during the IPL of the system.

**Response:**

The FRU callouts are calculated at the time of the failure. See the error log for the actual replacement strategy.

---

**BC8A1E17**

**Explanation:**

Could not allocate any requested SMF memory.

**Response:**

The FRU callouts are calculated at the time of the failure. See the error log for the actual replacement strategy.

---

**BC8A1E18**

**Explanation:**

SMF secure memory allocation request altered to satisfy memory allocation rules.

**Response:**

The FRU callouts are calculated at the time of the failure. See the error log for the actual replacement strategy.

---

**BC8A1E20**

**Explanation:**

Secure Boot failure.

**Response:**

The FRU callouts are calculated at the time of the failure. See the error log for the actual replacement strategy.

---

**BC8A1E21**

**Explanation:**

Secure Boot failure.

**Response:**

The FRU callouts are calculated at the time of the failure. See the error log for the actual replacement strategy.

---

**BC8A1E22**

**Explanation:**

Secure Boot failure.

**Response:**

The FRU callouts are calculated at the time of the failure. See the error log for the actual replacement strategy.

---

**BC8A1E23**

**Explanation:**

Secure Boot failure.

**Response:**

The FRU callouts are calculated at the time of the failure. See the error log for the actual replacement strategy.

---

**BC8A1E24**

**Explanation:**

Secure Boot failure.

**Response:**

The FRU callouts are calculated at the time of the failure. See the error log for the actual replacement strategy.

---

**BC8A1E25**

**Explanation:**

Secure Boot failure.

**Response:**



The FRU callouts are calculated at the time of the failure. See the error log for the actual replacement strategy.

---

**BC8A1E26****Explanation:**

Secure Boot failure.

**Response:**

The FRU callouts are calculated at the time of the failure. See the error log for the actual replacement strategy.

---

**BC8A1E27****Explanation:**

Secure Boot failure.

**Response:**

The FRU callouts are calculated at the time of the failure. See the error log for the actual replacement strategy.

---

**BC8A1E28****Explanation:**

Secure Boot failure.

**Response:**

The FRU callouts are calculated at the time of the failure. See the error log for the actual replacement strategy.

---

**BC8A1E29****Explanation:**

Secure Boot failure.

**Response:**

The FRU callouts are calculated at the time of the failure. See the error log for the actual replacement strategy.

---

**BC8A1E2A****Explanation:**

Secure Boot failure.

**Response:**

The FRU callouts are calculated at the time of the failure. See the error log for the actual replacement strategy.

---

**BC8A1E2B****Explanation:**

Secure Boot failure.

**Response:**

The FRU callouts are calculated at the time of the failure. See the error log for the actual replacement strategy.

---

**BC8A1E2D****Explanation:**

During processor/memory subsystem initialization, an error was encountered: Could not fetch primary TPM's Log.

**Response:**

The FRU callouts are calculated at the time of the failure. See the error log for the actual replacement strategy.

---

**BC8A1E30****Explanation:**

Trusted Boot failure.

**Response:**

The FRU callouts are calculated at the time of the failure. See the error log for the actual replacement strategy.

---

**BC8A1E31****Explanation:**

Trusted Boot failure.

**Response:**

The FRU callouts are calculated at the time of the failure. See the error log for the actual replacement strategy.

---

**BC8A1E32****Explanation:**

Trusted Boot failure.

**Response:**

The FRU callouts are calculated at the time of the failure. See the error log for the actual replacement strategy.

---

**BC8A1E33****Explanation:**

Trusted Boot failure.

**Response:**

The FRU callouts are calculated at the time of the failure. See the error log for the actual replacement strategy.

---

**BC8A1E34****Explanation:**

Trusted Boot failure.

**Response:**

The FRU callouts are calculated at the time of the failure. See the error log for the actual replacement strategy.

---

**BC8A1E41****Explanation:**

A problem occurred during the IPL of the system.

**Response:**

The FRU callouts are calculated at the time of the failure. See the error log for the actual replacement strategy.

---

**BC8A1E42****Explanation:**

A problem occurred during the IPL of the system.

**Response:**

The FRU callouts are calculated at the time of the failure. See the error log for the actual replacement strategy.

---

**BC8A1E43****Explanation:**

A problem occurred during the IPL of the system.

**Response:**

The FRU callouts are calculated at the time of the failure. See the error log for the actual replacement strategy.

---

**BC8A1E44****Explanation:**

Physical Presence was Asserted.

**Response:**

The FRU callouts are calculated at the time of the failure. See the error log for the actual replacement strategy.

---

**BC8A1E45****Explanation:**

Re-IPLing to open a Physical Presence Window.

**Response:**

The FRU callouts are calculated at the time of the failure. See the error log for the actual replacement strategy.

---

**BC8A1E46****Explanation:**

A problem occurred during the IPL of the system.

**Response:**

The FRU callouts are calculated at the time of the failure. See the error log for the actual replacement strategy.

---

**BC8A1E47****Explanation:**

Detected Special Key Clear Request.

**Response:**

The FRU callouts are calculated at the time of the failure. See the error log for the actual replacement strategy.

---

**BC8A1EA0****Explanation:**

During processor/memory subsystem initialization, an error was encountered: Invalid operation type.

**Response:**

The FRU callouts are calculated at the time of the failure. See the error log for the actual replacement strategy.

---

**BC8A1EA1****Explanation:**

During processor/memory subsystem initialization, an error was encountered: No Trusted Platform Modules (TPM) found in system.

**Response:**

The FRU callouts are calculated at the time of the failure. See the error log for the actual replacement strategy.

---

**BC8A1EA2****Explanation:**

During processor/memory subsystem initialization, an error was encountered: Command failure reading Trusted Platform Module (TPM) FW version.

**Response:**

The FRU callouts are calculated at the time of the failure. See the error log for the actual replacement strategy.

---

**BC8A1EA3****Explanation:**

During processor/memory subsystem initialization, an error was encountered: Command failure reading Trusted Platform Module (TPM) FW version.

**Response:**

The FRU callouts are calculated at the time of the failure. See the error log for the actual replacement strategy.

---

**BC8A1EA4****Explanation:**

During processor/memory subsystem initialization, an error was encountered: Command failure reading Trusted Platform Module (TPM) FW version.

**Response:**

The FRU callouts are calculated at the time of the failure. See the error log for the actual replacement strategy.

---

**BC8A1EA5****Explanation:**

During processor/memory subsystem initialization, an error was encountered: Command failure reading Trusted Platform Module (TPM) FW version.

**Response:**

The FRU callouts are calculated at the time of the failure. See the error log for the actual replacement strategy.

---

**BC8A1EA6****Explanation:**

During processor/memory subsystem initialization, an error was encountered: Unsupported command code during marshal.

**Response:**

The FRU callouts are calculated at the time of the failure. See the error log for the actual replacement strategy.

---

**BC8A1EA7****Explanation:**

During processor/memory subsystem initialization, an error was encountered: Marshaling error detected.

**Response:**

The FRU callouts are calculated at the time of the failure. See the error log for the actual replacement strategy.

---

**BC8A1EA8****Explanation:**

During processor/memory subsystem initialization, an error was encountered: Unsupported command code during unmarshal.

**Response:**

The FRU callouts are calculated at the time of the failure. See the error log for the actual replacement strategy.

---

**BC8A1EA9****Explanation:**

During processor/memory subsystem initialization, an error was encountered: Unmarshaling error detected.

**Response:**

The FRU callouts are calculated at the time of the failure. See the error log for the actual replacement strategy.

---

**BC8A1EAA****Explanation:**

During processor/memory subsystem initialization, an error was encountered: TPM log buffer add failure.

**Response:**

The FRU callouts are calculated at the time of the failure. See the error log for the actual replacement strategy.

---

**BC8A1F01****Explanation:**

During processor/memory subsystem initialization, an error was encountered.

**Response:**

The FRU callouts are calculated at the time of the failure. Examine the error log for the actual replacement strategy.

---

**BC8A2101****Explanation:**

During processor/memory subsystem initialization, an error was encountered.

**Response:**

The FRU callouts are calculated at the time of the failure. Examine the error log for the actual replacement strategy.

---

**BC8A2102****Explanation:**

During processor/memory subsystem initialization, an error was encountered.

**Response:**

The FRU callouts are calculated at the time of the failure. Examine the error log for the actual replacement strategy.

---

**BC8A2201****Explanation:**

A problem occurred during the IPL of the system.

**Response:**

The FRU callouts are calculated at the time of the failure. Examine the error log for the actual replacement strategy.

---

**BC8A2202****Explanation:**

A problem occurred during the IPL of the system.

**Response:**

The FRU callouts are calculated at the time of the failure. Examine the error log for the actual replacement strategy.

---

**BC8A2203****Explanation:**

A problem occurred during the IPL of the system.

**Response:**

The FRU callouts are calculated at the time of the failure. Examine the error log for the actual replacement strategy.

---

**BC8A2204****Explanation:**

A problem occurred during the IPL of the system.

**Response:**

The FRU callouts are calculated at the time of the failure. Examine the error log for the actual replacement strategy.

---

**BC8A2206****Explanation:**

A problem occurred during the IPL of the system.

**Response:**

The FRU callouts are calculated at the time of the failure. Examine the error log for the actual replacement strategy.

---

**BC8A2207****Explanation:**

A problem occurred during the IPL of the system.

**Response:**

The FRU callouts are calculated at the time of the failure. Examine the error log for the actual replacement strategy.

---

**BC8A2208****Explanation:**

A problem occurred during the IPL of the system.

**Response:**

The FRU callouts are calculated at the time of the failure. Examine the error log for the actual replacement strategy.

---

**BC8A220A****Explanation:**

A problem occurred during the IPL of the system.

**Response:**

The FRU callouts are calculated at the time of the failure. Examine the error log for the actual replacement strategy.

---

**BC8A220B****Explanation:**

A problem occurred during the IPL of the system.

**Response:**

The FRU callouts are calculated at the time of the failure. Examine the error log for the actual replacement strategy.

---

**BC8A220C****Explanation:**

The power state of the system was not valid for the IPL lock that was requested.

**Response:**

If this is a tracking event, no service actions are required. Otherwise, use the FRU and procedure callouts detailed with the SRC to determine service actions.

---

**BC8A220D****Explanation:**

A problem occurred during the IPL of the system.

**Response:**

The FRU callouts are calculated at the time of the failure. Examine the error log for the actual replacement strategy.

---

**BC8A220E****Explanation:**

During processor/memory subsystem initialization, an error was encountered.

**Response:**

The FRU callouts are calculated at the time of the failure. Examine the error log for the actual replacement strategy.

---

**BC8A220F****Explanation:**

During processor/memory subsystem initialization, an error was encountered.

**Response:**

The FRU callouts are calculated at the time of the failure. Examine the error log for the actual replacement strategy.

---

**BC8A2210****Explanation:**

A problem occurred during the IPL of the system.

**Response:**

The FRU callouts are calculated at the time of the failure. Examine the error log for the actual replacement strategy.

---

**BC8A2211****Explanation:**

A problem occurred during the IPL of the system.

**Response:**

The FRU callouts are calculated at the time of the failure. Examine the error log for the actual replacement strategy.

---

**BC8A2212****Explanation:**

During processor/memory subsystem initialization, an error was encountered.

**Response:**

The FRU callouts are calculated at the time of the failure. Examine the error log for the actual replacement strategy.

---

**BC8A2213****Explanation:**

Self Boot Engine (SBE) Version Miscompare with Master Target.

**Response:**

The FRU callouts are calculated at the time of the failure. See the error log for the actual replacement strategy.

---

**BC8A2214****Explanation:**

During processor/memory subsystem initialization, an error was encountered: Error Associated with Updating this Target.

**Response:**

The FRU callouts are calculated at the time of the failure. See the error log for the actual replacement strategy.

---

**BC8A2215****Explanation:**

Self Boot Engine (SBE) Image Version Mismatch with Master Target.

**Response:**

The FRU callouts are calculated at the time of the failure. See the error log for the actual replacement strategy.

---

**BC8A2216****Explanation:**

A problem occurred while updating processor boot code.

**Response:**

The FRU callouts are calculated at the time of the failure. See the error log for the actual replacement strategy.

---

**BC8A2217****Explanation:**

Unsupported system configuration.

**Response:**

The FRU callouts are calculated at the time of the failure. See the error log for the actual replacement strategy.

---

**BC8A2218****Explanation:**

Unsupported system configuration.

**Response:**

The FRU callouts are calculated at the time of the failure. See the error log for the actual replacement strategy.

---

**BC8A2219****Explanation:**

A problem occurred while updating processor boot code.

**Response:**

The FRU callouts are calculated at the time of the failure. See the error log for the actual replacement strategy.

---

**BC8A221A****Explanation:**

A problem occurred while updating processor boot code.

**Response:**

The FRU callouts are calculated at the time of the failure. See the error log for the actual replacement strategy.

---

**BC8A221B****Explanation:**

SBE is not being updated.

**Response:**

The FRU callouts are calculated at the time of the failure. See the error log for the actual replacement strategy.

---

**BC8A221D****Explanation:**

Chip level is invalid.

**Response:**

The FRU callouts are calculated at the time of the failure. See the error log for the actual replacement strategy.

---

**BC8A221E****Explanation:**

A problem occurred while updating processor boot code.

**Response:**

The FRU callouts are calculated at the time of the failure. See the error log for the actual replacement strategy.

---

**BC8A221F****Explanation:**

A problem occurred while updating processor boot code.

**Response:**

The FRU callouts are calculated at the time of the failure. See the error log for the actual replacement strategy.

---

**BC8A2300****Explanation:**

A problem occurred during the IPL of the system.

**Response:**

The FRU callouts are calculated at the time of the failure. See the error log for the actual replacement strategy.

---

**BC8A2301****Explanation:**

A problem occurred during the IPL of the system.

**Response:**

The FRU callouts are calculated at the time of the failure. See the error log for the actual replacement strategy.

---

**BC8A2302****Explanation:**

A problem occurred during the IPL of the system.

**Response:**

The FRU callouts are calculated at the time of the failure. See the error log for the actual replacement strategy.

---

**BC8A2303****Explanation:**

A problem occurred during the IPL of the system.

**Response:**

The FRU callouts are calculated at the time of the failure. See the error log for the actual replacement strategy.

---

**BC8A2310****Explanation:**

A problem occurred during the IPL of the system.

**Response:**

The FRU callouts are calculated at the time of the failure. See the error log for the actual replacement strategy.

---

**BC8A2401****Explanation:**

Firmware error accessing internal bus during IPL.

**Response:**

The FRU callouts are calculated at the time of the failure. See the error log for the actual replacement strategy.

---

**BC8A2403****Explanation:**

Firmware error accessing internal bus during IPL.

**Response:**

The FRU callouts are calculated at the time of the failure. See the error log for the actual replacement strategy.

---

**BC8A2404****Explanation:**

Error(s) found in OPB Status Register.

**Response:**

The FRU callouts are calculated at the time of the failure. See the error log for the actual replacement strategy.

---

**BC8A2405****Explanation:**

Unsupported Reset Level requested.

**Response:**

The FRU callouts are calculated at the time of the failure. See the error log for the actual replacement strategy.

---

**BC8A2406****Explanation:**

Firmware error during boot flash diagnostics.

**Response:**

The FRU callouts are calculated at the time of the failure. See the error log for the actual replacement strategy.

---

**BC8A2407****Explanation:**

Firmware error during boot flash diagnostics.

**Response:**

The FRU callouts are calculated at the time of the failure. See the error log for the actual replacement strategy.

---

**BC8A2408****Explanation:**

Firmware error during boot flash diagnostics.

**Response:**

The FRU callouts are calculated at the time of the failure. See the error log for the actual replacement strategy.

---

**BC8A2409****Explanation:**

Firmware error during boot flash diagnostics.

**Response:**

The FRU callouts are calculated at the time of the failure. See the error log for the actual replacement strategy.

---

**BC8A240A****Explanation:**

Error(s) found in LPCHC Status Register.

**Response:**

The FRU callouts are calculated at the time of the failure. See the error log for the actual replacement strategy.

---

**BC8A2501****Explanation:**

Firmware error during system boot.

**Response:**

The FRU callouts are calculated at the time of the failure. See the error log for the actual replacement strategy.

---

**BC8A2502****Explanation:**

Firmware error.

**Response:**

The FRU callouts are calculated at the time of the failure. See the error log for the actual replacement strategy.

---

**BC8A2503****Explanation:**

Firmware error during IPMI event handling.

**Response:**

The FRU callouts are calculated at the time of the failure. See the error log for the actual replacement strategy.

---

**BC8A2504****Explanation:**

During processor/memory subsystem initialization, an error was encountered: Command not valid for this sensor.

**Response:**

The FRU callouts are calculated at the time of the failure. See the error log for the actual replacement strategy.

---

**BC8A2505****Explanation:**

During processor/memory subsystem initialization, an error was encountered: Set sensor reading command failed.

**Response:**

The FRU callouts are calculated at the time of the failure. See the error log for the actual replacement strategy.

---

**BC8A2506****Explanation:**

During processor/memory subsystem initialization, an error was encountered: Set sensor reading command failed.

**Response:**

The FRU callouts are calculated at the time of the failure. See the error log for the actual replacement strategy.

---

**BC8A2507****Explanation:**

During processor/memory subsystem initialization, an error was encountered: Requested sensor is not present.

**Response:**

The FRU callouts are calculated at the time of the failure. See the error log for the actual replacement strategy.

---

**BC8A2508****Explanation:**

During processor/memory subsystem initialization, an error was encountered: Set sensor reading command failed.

**Response:**

The FRU callouts are calculated at the time of the failure. See the error log for the actual replacement strategy.

---

**BC8A2509****Explanation:**

Unexpected IPMI completion code from the BMC.

**Response:**

The FRU callouts are calculated at the time of the failure. See the error log for the actual replacement strategy.

---

**BC8A250A****Explanation:**

The DCMI command to retrieve the power limit data from the BMC has failed, the user defined power limit cannot be applied.

**Response:**

The FRU callouts are calculated at the time of the failure. See the error log for the actual replacement strategy.

---

**BC8A250B****Explanation:**

Request to get sensor reading IPMI completion code can be seen in userdata1 field of the log.

**Response:**

The FRU callouts are calculated at the time of the failure. See the error log for the actual replacement strategy.

---

**BC8A250C****Explanation:**

During processor/memory subsystem initialization, an error was encountered: Request to get sensor type form the bmc failed.

**Response:**

The FRU callouts are calculated at the time of the failure. See the error log for the actual replacement strategy.

---

**BC8A250D****Explanation:**

Unable to determine sensor information.

**Response:**

The FRU callouts are calculated at the time of the failure. See the error log for the actual replacement strategy.

---

**BC8A250E****Explanation:**

During processor/memory subsystem initialization, an error was encountered: VPD data is invalid size.

**Response:**

The FRU callouts are calculated at the time of the failure. See the error log for the actual replacement strategy.

---

**BC8A250F****Explanation:**

The passed in sensor number is not valid.

**Response:**

The FRU callouts are calculated at the time of the failure. See the error log for the actual replacement strategy.

---

**BC8A2510****Explanation:**

Unable to find a valid sensor setting.

**Response:**

The FRU callouts are calculated at the time of the failure. See the error log for the actual replacement strategy.

---

**BC8A2601****Explanation:**

During processor/memory subsystem initialization, an error was encountered: OCC is not valid.

**Response:**

The FRU callouts are calculated at the time of the failure. See the error log for the actual replacement strategy.

---

**BC8A2602****Explanation:**

During processor/memory subsystem initialization, an error was encountered: Throttle numerator calculated doesn't meet min utilization.

**Response:**

The FRU callouts are calculated at the time of the failure. See the error log for the actual replacement strategy.

---

**BC8A2603****Explanation:**

During processor/memory subsystem initialization, an error was encountered: Throttle HW procedure calculated an invalid numerator value.

**Response:**

The FRU callouts are calculated at the time of the failure. See the error log for the actual replacement strategy.

---

**BC8A2605****Explanation:**

During processor/memory subsystem initialization, an error was encountered: OCC not ready for target state.

**Response:**

The FRU callouts are calculated at the time of the failure. See the error log for the actual replacement strategy.

---

**BC8A2606****Explanation:**

During processor/memory subsystem initialization, an error was encountered: Unable to read `FREQ_EXT_BIAS` attributes.

**Response:**

The FRU callouts are calculated at the time of the failure. See the error log for the actual replacement strategy.

---

**BC8A260E****Explanation:**

During processor/memory subsystem initialization, an error was encountered: Unable to send cmd to OCC exception.

**Response:**

The FRU callouts are calculated at the time of the failure. See the error log for the actual replacement strategy.

---

**BC8A2616****Explanation:**

During processor/memory subsystem initialization, an error was encountered: Homer pointer is nullptr, unable to communicate with the OCCs. Leaving system in safe mode.

**Response:**

The FRU callouts are calculated at the time of the failure. See the error log for the actual replacement strategy.

---

**BC8A2618****Explanation:**

During processor/memory subsystem initialization, an error was encountered: Invalid response length received.

**Response:**



The FRU callouts are calculated at the time of the failure. See the error log for the actual replacement strategy.

---

**BC8A2619****Explanation:**

During processor/memory subsystem initialization, an error was encountered: OCC response had checksum failure.

**Response:**

The FRU callouts are calculated at the time of the failure. See the error log for the actual replacement strategy.

---

**BC8A261B****Explanation:**

During processor/memory subsystem initialization, an error was encountered: Invalid length in OCC response.

**Response:**

The FRU callouts are calculated at the time of the failure. See the error log for the actual replacement strategy.

---

**BC8A261C****Explanation:**

During processor/memory subsystem initialization, an error was encountered: Invalid POLL response length.

**Response:**

The FRU callouts are calculated at the time of the failure. See the error log for the actual replacement strategy.

---

**BC8A261D****Explanation:**

During processor/memory subsystem initialization, an error was encountered: Bad FRU data received in OCC error log.

**Response:**

The FRU callouts are calculated at the time of the failure. See the error log for the actual replacement strategy.

---

**BC8A2622****Explanation:**

During processor/memory subsystem initialization, an error was encountered: Invalid role is POLL response.

**Response:**

The FRU callouts are calculated at the time of the failure. See the error log for the actual replacement strategy.

---

**BC8A2623****Explanation:**

During processor/memory subsystem initialization, an error was encountered: Invalid OCC state requested.

**Response:**

The FRU callouts are calculated at the time of the failure. See the error log for the actual replacement strategy.

---

**BC8A2624****Explanation:**

During processor/memory subsystem initialization, an error was encountered: OCC comm not established or command is not supported.

**Response:**

The FRU callouts are calculated at the time of the failure. See the error log for the actual replacement strategy.

---

**BC8A2625****Explanation:**

During processor/memory subsystem initialization, an error was encountered: OCCs were not loaded/started successfully.

**Response:**

The FRU callouts are calculated at the time of the failure. See the error log for the actual replacement strategy.

---

**BC8A2626****Explanation:**

During processor/memory subsystem initialization, an error was encountered: OCC did not change to requested state.

**Response:**

The FRU callouts are calculated at the time of the failure. See the error log for the actual replacement strategy.

---

**BC8A2635****Explanation:**

During processor/memory subsystem initialization, an error was encountered: Timeout waiting for OCC response.

**Response:**

The FRU callouts are calculated at the time of the failure. See the error log for the actual replacement strategy.

---

**BC8A2645****Explanation:**

During processor/memory subsystem initialization, an error was encountered: No OCC target found for proc Target,.

**Response:**

The FRU callouts are calculated at the time of the failure. See the error log for the actual replacement strategy.

---

**BC8A2655****Explanation:**

During processor/memory subsystem initialization, an error was encountered: No OCC master was found.

**Response:**

The FRU callouts are calculated at the time of the failure. See the error log for the actual replacement strategy.

---

**BC8A2656****Explanation:**

During processor/memory subsystem initialization, an error was encountered: OCC reset threshold reached. Leaving OCCs in reset state.

**Response:**

The FRU callouts are calculated at the time of the failure. See the error log for the actual replacement strategy.

---

**BC8A2663****Explanation:**

During processor/memory subsystem initialization, an error was encountered: Invalid OCC error log data.

**Response:**

The FRU callouts are calculated at the time of the failure. See the error log for the actual replacement strategy.

---

**BC8A267D****Explanation:**

During processor/memory subsystem initialization, an error was encountered: Bad FRU data received in OCC error log.

**Response:**

The FRU callouts are calculated at the time of the failure. See the error log for the actual replacement strategy.

---

**BC8A267F****Explanation:**

During processor/memory subsystem initialization, an error was encountered: No FRU callouts found for non-info OCC Error.

**Response:**

The FRU callouts are calculated at the time of the failure. See the error log for the actual replacement strategy.

---

**BC8A2701****Explanation:**

During processor/memory subsystem initialization, an error was encountered: Invalid operation type.

**Response:**

The FRU callouts are calculated at the time of the failure. See the error log for the actual replacement strategy.

---

**BC8A2702****Explanation:**

A problem was detected during the IPL of the system: Device type not supported.

**Response:**

The FRU callouts are calculated at the time of the failure. See the error log for the actual replacement strategy.

---

**BC8A2703****Explanation:**

During processor/memory subsystem initialization, an error was encountered: Trusted Platform Module (TPM) attribute was not found.

**Response:**

The FRU callouts are calculated at the time of the failure. See the error log for the actual replacement strategy.

---

**BC8A2704****Explanation:**

During processor/memory subsystem initialization, an error was encountered: Invalid Trusted Platform Module (TPM) chip to access.

**Response:**

The FRU callouts are calculated at the time of the failure. See the error log for the actual replacement strategy.

---

**BC8A2705****Explanation:**

During processor/memory subsystem initialization, an error was encountered: I2C master entity path doesn't exist.

**Response:**

The FRU callouts are calculated at the time of the failure. See the error log for the actual replacement strategy.

---

**BC8A2706****Explanation:**

During processor/memory subsystem initialization, an error was encountered: I2C master path target is null.

**Response:**

The FRU callouts are calculated at the time of the failure. See the error log for the actual replacement strategy.

---

**BC8A2707****Explanation:**

During processor/memory subsystem initialization, an error was encountered: Invalid address offset size.

**Response:**

The FRU callouts are calculated at the time of the failure. See the error log for the actual replacement strategy.

---

**BC8A2708****Explanation:**

A problem occurred during the IPL of the system: Trusted Platform Module (TPM) buffer is too large.

**Response:**

The FRU callouts are calculated at the time of the failure. See the error log for the actual replacement strategy.

---

**BC8A2709****Explanation:**

A problem occurred during the IPL of the system: Trusted Platform Module (TPM) underflow.

**Response:**

The FRU callouts are calculated at the time of the failure. See the error log for the actual replacement strategy.

---

**BC8A270A****Explanation:**

A problem occurred during the IPL of the system: Trusted Platform Module (TPM) timeout.

**Response:**

The FRU callouts are calculated at the time of the failure. See the error log for the actual replacement strategy.

---

**BC8A270B****Explanation:**

During processor/memory subsystem initialization, an error was encountered: Invalid operation type.

**Response:**

The FRU callouts are calculated at the time of the failure. See the error log for the actual replacement strategy.

---

**BC8A270C****Explanation:**

During processor/memory subsystem initialization, an error was encountered: Invalid address offset size.

**Response:**

The FRU callouts are calculated at the time of the failure. See the error log for the actual replacement strategy.

---

**BC8A270D****Explanation:**

A trusted platform module (TPM) that was expected to be present was not detected properly.

**Response:**

The FRU callouts are calculated at the time of the failure. See the error log for the actual replacement strategy.

---

**BC8A270E****Explanation:**

Trusted boot problem detected.

**Response:**

The FRU callouts are calculated at the time of the failure. See the error log for the actual replacement strategy.

---

**BC8A270F****Explanation:**

Trusted boot problem detected.

**Response:**

The FRU callouts are calculated at the time of the failure. See the error log for the actual replacement strategy.

---

**BC8A2710****Explanation:**

Unexpected trusted boot related failure.

**Response:**

The FRU callouts are calculated at the time of the failure. See the error log for the actual replacement strategy.

---

**BC8A2711****Explanation:**

Unexpected trusted boot related failure.

**Response:**

The FRU callouts are calculated at the time of the failure. See the error log for the actual replacement strategy.

---

**BC8A2801****Explanation:**

Firmware error communicating with boot device.

**Response:**

The FRU callouts are calculated at the time of the failure. See the error log for the actual replacement strategy.

---

**BC8A2802****Explanation:**

Firmware error communicating with boot device.

**Response:**

The FRU callouts are calculated at the time of the failure. See the error log for the actual replacement strategy.

---

**BC8A2803****Explanation:**

Firmware error communicating with boot device.

**Response:**

The FRU callouts are calculated at the time of the failure. See the error log for the actual replacement strategy.

---

**BC8A2804****Explanation:**

Firmware error communicating with boot device.

**Response:**

The FRU callouts are calculated at the time of the failure. See the error log for the actual replacement strategy.

---

**BC8A2806****Explanation:**

Firmware logic bug detected.

**Response:**

The FRU callouts are calculated at the time of the failure. See the error log for the actual replacement strategy.

---

**BC8A2810****Explanation:**

During processor/memory subsystem initialization, an error was encountered: Timeout waiting for upstream FIFO to have room to write.

**Response:**

The FRU callouts are calculated at the time of the failure. See the error log for the actual replacement strategy.

---

**BC8A2811****Explanation:**

During processor/memory subsystem initialization, an error was encountered: EOT not received before downstream buffer full.

**Response:**

The FRU callouts are calculated at the time of the failure. See the error log for the actual replacement strategy.

---

**BC8A2812****Explanation:**

During processor/memory subsystem initialization, an error was encountered: The distance to the status header is not within the response buffer.

**Response:**

The FRU callouts are calculated at the time of the failure. See the error log for the actual replacement strategy.

---

**BC8A2813****Explanation:**

During processor/memory subsystem initialization, an error was encountered: Status header does not start with magic number or non-zero primary or secondary status.

**Response:**

The FRU callouts are calculated at the time of the failure. See the error log for the actual replacement strategy.

---

**BC8A2814****Explanation:**

During processor/memory subsystem initialization, an error was encountered: Timeout waiting for downstream FIFO to have data to receive.

**Response:**

The FRU callouts are calculated at the time of the failure. See the error log for the actual replacement strategy.

---

**BC8A2815****Explanation:**

Firmware error communicating with boot device.

**Response:**

The FRU callouts are calculated at the time of the failure. See the error log for the actual replacement strategy.

---

**BC8A2816****Explanation:**

Firmware error communicating with boot device.

**Response:**

The FRU callouts are calculated at the time of the failure. See the error log for the actual replacement strategy.

---

**BC8A2817****Explanation:**

Firmware error communicating with boot device.

**Response:**

The FRU callouts are calculated at the time of the failure. See the error log for the actual replacement strategy.

---

**BC8A2818****Explanation:**

Firmware error communicating with boot device.

**Response:**

The FRU callouts are calculated at the time of the failure. See the error log for the actual replacement strategy.

---

**BC8A2819****Explanation:**

Firmware error communicating with boot device.

**Response:**

The FRU callouts are calculated at the time of the failure. See the error log for the actual replacement strategy.

---

**BC8A281A****Explanation:**

During processor/memory subsystem initialization, an error was encountered: If the size of the FFDC package exceeds our allocated buffer size, we log it.

**Response:**

The FRU callouts are calculated at the time of the failure. See the error log for the actual replacement strategy.

---

**BC8A2831****Explanation:**

Firmware error communicating with boot device.

**Response:**

The FRU callouts are calculated at the time of the failure. See the error log for the actual replacement strategy.

---

**BC8A2832****Explanation:**

Firmware error communicating with boot device.

**Response:**

The FRU callouts are calculated at the time of the failure. See the error log for the actual replacement strategy.

---

**BC8A2833****Explanation:**

Firmware error communicating with boot device.

**Response:**

The FRU callouts are calculated at the time of the failure. See the error log for the actual replacement strategy.

---

**BC8A2834****Explanation:**

Firmware error communicating with boot device.

**Response:**

The FRU callouts are calculated at the time of the failure. See the error log for the actual replacement strategy.

---

**BC8A2835****Explanation:**

Firmware error communicating with boot device.

**Response:**

The FRU callouts are calculated at the time of the failure. See the error log for the actual replacement strategy.

---

**BC8A2836****Explanation:**

Firmware error communicating with boot device.

**Response:**

The FRU callouts are calculated at the time of the failure. See the error log for the actual replacement strategy.

---

**BC8A2837****Explanation:**

Firmware error communicating with boot device.

**Response:**

The FRU callouts are calculated at the time of the failure. See the error log for the actual replacement strategy.

---

**BC8A2838****Explanation:**

Firmware error communicating with boot device.

**Response:**

The FRU callouts are calculated at the time of the failure. See the error log for the actual replacement strategy.

---

**BC8A2839****Explanation:**

Firmware error communicating with boot device.

**Response:**

The FRU callouts are calculated at the time of the failure. See the error log for the actual replacement strategy.

---

**BC8A283A****Explanation:**

Firmware error communicating with boot device.

**Response:**

The FRU callouts are calculated at the time of the failure. See the error log for the actual replacement strategy.

---

**BC8A283B****Explanation:**

Firmware error communicating with boot device.

**Response:**

The FRU callouts are calculated at the time of the failure. See the error log for the actual replacement strategy.

---

**BC8A283C****Explanation:**

Firmware error communicating with boot device.

**Response:**

The FRU callouts are calculated at the time of the failure. See the error log for the actual replacement strategy.

---

**BC8A283D****Explanation:**

During processor/memory subsystem initialization, an error was encountered: Unable to inform OPAL of SBE failure.

**Response:**

The FRU callouts are calculated at the time of the failure. See the error log for the actual replacement strategy.

---

**BC8A2850****Explanation:**

A problem occurred during the IPL.

**Response:**

The FRU callouts are calculated at the time of the failure. See the error log for the actual replacement strategy.

---

**BC8A2851****Explanation:**

A problem occurred during the IPL.

**Response:**

The FRU callouts are calculated at the time of the failure. See the error log for the actual replacement strategy.

---

**BC8A2852****Explanation:**

During processor/memory subsystem initialization, an error was encountered: SBE booted from unexpected side.

**Response:**

The FRU callouts are calculated at the time of the failure. See the error log for the actual replacement strategy.

---

**BC8A2853****Explanation:**

During processor/memory subsystem initialization, an error was encountered: There is no recovery action on the SBE. We're garding this proc.

**Response:**

The FRU callouts are calculated at the time of the failure. See the error log for the actual replacement strategy.

---

---

**BC8A2854****Explanation:**

The SBE did not start, we will attempt a reboot if possible.

**Response:**

The FRU callouts are calculated at the time of the failure. See the error log for the actual replacement strategy.

---

**BC8A2856****Explanation:**

During processor/memory subsystem initialization, an error was encountered: This function was called incorrectly or there is a new enum that is not handled yet.

**Response:**

The FRU callouts are calculated at the time of the failure. See the error log for the actual replacement strategy.

---

**BC8A2857****Explanation:**

FFDC associated with boot device failing to boot.

**Response:**

The FRU callouts are calculated at the time of the failure. See the error log for the actual replacement strategy.

---

**BC8A2858****Explanation:**

A processor in the system has failed to initialize.

**Response:**

The FRU callouts are calculated at the time of the failure. See the error log for the actual replacement strategy.

---

**BC8A285B****Explanation:**

Extra FFDC gathered, marked information event.

**Response:**

The FRU callouts are calculated at the time of the failure. See the error log for the actual replacement strategy.

---

**BC8A285C****Explanation:**

Processor Error.

**Response:**

The FRU callouts are calculated at the time of the failure. See the error log for the actual replacement strategy.

---

**BC8A285D****Explanation:**

Processor Error.

**Response:**

The FRU callouts are calculated at the time of the failure. See the error log for the actual replacement strategy.

---

**BC8A285E**

**Explanation:**

Processor Error.

**Response:**

The FRU callouts are calculated at the time of the failure. See the error log for the actual replacement strategy.

---

**BC8A285F**

**Explanation:**

During processor/memory subsystem initialization, an error was encountered: Call to PSU Chip Op returned an unexpected message type.

**Response:**

The FRU callouts are calculated at the time of the failure. See the error log for the actual replacement strategy.

---

**BC8A2861**

**Explanation:**

During processor/memory subsystem initialization, an error was encountered: Could not register mailbox message queue.

**Response:**

The FRU callouts are calculated at the time of the failure. See the error log for the actual replacement strategy.

---

**BC8A2862**

**Explanation:**

Processor Error.

**Response:**

The FRU callouts are calculated at the time of the failure. See the error log for the actual replacement strategy.

---

**BC8A28FF**

**Explanation:**

Firmware error communicating with boot device.

**Response:**

The FRU callouts are calculated at the time of the failure. See the error log for the actual replacement strategy.

---

**BC8A2AD3**

**Explanation:**

The pstate GPE failed to respond or returned an error to the OCC.

**Response:**

The FRU callouts are calculated at the time of the failure. See the error log for the actual replacement strategy.

---

**BC8A2BA0**

**Explanation:**

Failure detected in security subsystem.

**Response:**

The FRU callouts are calculated at the time of the failure. See the error log for the actual replacement strategy.

---

**BC8A2BA2**

**Explanation:**

Failure detected in security subsystem.

**Response:**

The FRU callouts are calculated at the time of the failure. See the error log for the actual replacement strategy.

---

**BC8A2BA3**

**Explanation:**

Failure detected in security subsystem.

**Response:**

The FRU callouts are calculated at the time of the failure. See the error log for the actual replacement strategy.

---

**BC8A2BA4**

**Explanation:**

Failure detected in security subsystem.

**Response:**

The FRU callouts are calculated at the time of the failure. See the error log for the actual replacement strategy.

---

**BC8A2BA5**

**Explanation:**

Failure detected in security subsystem.

**Response:**

The FRU callouts are calculated at the time of the failure. See the error log for the actual replacement strategy.

---

**BC8A2BA6**

**Explanation:**

Failure detected in security subsystem.

**Response:**

The FRU callouts are calculated at the time of the failure. See the error log for the actual replacement strategy.

---

**BC8A2BA7**

**Explanation:**

Failure detected in security subsystem.

**Response:**

The FRU callouts are calculated at the time of the failure. See the error log for the actual replacement strategy.

---

**BC8A2BA8**

**Explanation:**

Failure detected in security subsystem.

**Response:**

The FRU callouts are calculated at the time of the failure. See the error log for the actual replacement strategy.

---

**BC8A2BA9**

**Explanation:**

During processor/memory subsystem initialization, an error was encountered: Unmarshal error while replaying tpm log.

**Response:**

The FRU callouts are calculated at the time of the failure. See the error log for the actual replacement strategy.

---

**BC8A2BAA**

**Explanation:**

TPM log overflow.

**Response:**

The FRU callouts are calculated at the time of the failure. See the error log for the actual replacement strategy.

---

**BC8A2BAB**

**Explanation:**

TPM log operation failure.

**Response:**

The FRU callouts are calculated at the time of the failure. See the error log for the actual replacement strategy.

---

**BC8A2BAC**

**Explanation:**

TPM log buffer init failure.

**Response:**

The FRU callouts are calculated at the time of the failure. See the error log for the actual replacement strategy.

---

**BC8A2BAD**

**Explanation:**

The system is configured for Secure Boot and trusted platform module required mode; at least one functional trusted platform module is required to boot the system, but none are available. Therefore, the system will terminate. Trusted platform module

required mode may be disabled via the appropriate systems management interface to allow platform boot without the remote trusted attestation capability. Look for other errors which call out the trusted platform module and follow the repair actions for these errors.

**Response:**

The FRU callouts are calculated at the time of the failure. See the error log for the actual replacement strategy.

---

**BC8A2BAE**

**Explanation:**

Failure detected in security subsystem.

**Response:**

The FRU callouts are calculated at the time of the failure. See the error log for the actual replacement strategy.

---

**BC8A2BAF**

**Explanation:**

Failure detected in security subsystem.

**Response:**

The FRU callouts are calculated at the time of the failure. See the error log for the actual replacement strategy.

---

**BC8A2BB0**

**Explanation:**

TPM log invalid format.

**Response:**

The FRU callouts are calculated at the time of the failure. See the error log for the actual replacement strategy.

---

**BC8A2BB1**

**Explanation:**

Firmware error during system boot.

**Response:**

The FRU callouts are calculated at the time of the failure. See the error log for the actual replacement strategy.

---

**BC8A2BB2**

**Explanation:**

Firmware error during system boot.

**Response:**

The FRU callouts are calculated at the time of the failure. See the error log for the actual replacement strategy.

---

**BC8A2BB3**

**Explanation:**

Firmware error during system boot.

**Response:**



The FRU callouts are calculated at the time of the failure. See the error log for the actual replacement strategy.

---

**BC8A2BB4****Explanation:**

Platform security problem detected.

**Response:**

The FRU callouts are calculated at the time of the failure. See the error log for the actual replacement strategy.

---

**BC8A2BB5****Explanation:**

Failure detected in security subsystem.

**Response:**

The FRU callouts are calculated at the time of the failure. See the error log for the actual replacement strategy.

---

**BC8A2BB7****Explanation:**

Trusted Boot failure.

**Response:**

The FRU callouts are calculated at the time of the failure. See the error log for the actual replacement strategy.

---

**BC8A2BB8****Explanation:**

Trusted boot failure.

**Response:**

The FRU callouts are calculated at the time of the failure. See the error log for the actual replacement strategy.

---

**BC8A2BB9****Explanation:**

Trusted boot failure.

**Response:**

The FRU callouts are calculated at the time of the failure. See the error log for the actual replacement strategy.

---

**BC8A2BBA****Explanation:**

Trusted boot failure.

**Response:**

The FRU callouts are calculated at the time of the failure. See the error log for the actual replacement strategy.

---

**BC8A2BBB****Explanation:**

Trusted boot failure.

**Response:**

The FRU callouts are calculated at the time of the failure. See the error log for the actual replacement strategy.

---

**BC8A2BBC****Explanation:**

Trusted boot failure.

**Response:**

The FRU callouts are calculated at the time of the failure. See the error log for the actual replacement strategy.

---

**BC8A2BBD****Explanation:**

trustedboot failure.

**Response:**

The FRU callouts are calculated at the time of the failure. See the error log for the actual replacement strategy.

---

**BC8A3325****Explanation:**

During processor/memory subsystem initialization, an error was encountered: Unable to resolve other end of xbus.

**Response:**

The FRU callouts are calculated at the time of the failure. See the error log for the actual replacement strategy.

---

**BC8A3326****Explanation:**

During processor/memory subsystem initialization, an error was encountered: Unable to resolve other end of xbus.

**Response:**

The FRU callouts are calculated at the time of the failure. See the error log for the actual replacement strategy.

---

**BC8A3327****Explanation:**

Firmware Error.

**Response:**

The FRU callouts are calculated at the time of the failure. See the error log for the actual replacement strategy.

---

**BC8A3328****Explanation:**

Firmware Error.

**Response:**

The FRU callouts are calculated at the time of the failure. See the error log for the actual replacement strategy.

---

**BC8A3329****Explanation:**

Firmware Error.

**Response:**

The FRU callouts are calculated at the time of the failure. See the error log for the actual replacement strategy.

---

**BC8A332A****Explanation:**

Firmware Error.

**Response:**

The FRU callouts are calculated at the time of the failure. See the error log for the actual replacement strategy.

---

**BC8A332B****Explanation:**

Firmware Error.

**Response:**

The FRU callouts are calculated at the time of the failure. See the error log for the actual replacement strategy.

---

**BC8A332C****Explanation:**

Firmware Error.

**Response:**

The FRU callouts are calculated at the time of the failure. See the error log for the actual replacement strategy.

---

**BC8A332D****Explanation:**

Firmware Error.

**Response:**

The FRU callouts are calculated at the time of the failure. See the error log for the actual replacement strategy.

---

**BC8A332E****Explanation:**

Firmware Error.

**Response:**

The FRU callouts are calculated at the time of the failure. See the error log for the actual replacement strategy.

---

**BC8A332F****Explanation:**

Firmware Error.

**Response:**

The FRU callouts are calculated at the time of the failure. See the error log for the actual replacement strategy.

---

**BC8A3330****Explanation:**

Firmware Error.

**Response:**

The FRU callouts are calculated at the time of the failure. See the error log for the actual replacement strategy.

---

**BC8A3331****Explanation:**

Firmware Error.

**Response:**

The FRU callouts are calculated at the time of the failure. See the error log for the actual replacement strategy.

---

**BC8A3332****Explanation:**

Firmware Error.

**Response:**

The FRU callouts are calculated at the time of the failure. See the error log for the actual replacement strategy.

---

**BC8A3333****Explanation:**

Firmware Error.

**Response:**

The FRU callouts are calculated at the time of the failure. See the error log for the actual replacement strategy.

---

**BC8A3334****Explanation:**

During processor/memory subsystem initialization, an error was encountered: platGetMBvdpdMemoryDataVersion could not find the expected 1 mba from the passed dimm target.

**Response:**

The FRU callouts are calculated at the time of the failure. See the error log for the actual replacement strategy.

---

**BC8A3335****Explanation:**

During processor/memory subsystem initialization, an error was encountered: platGetMBvdpdMemoryDataVersion could not find an mba parent target from the passed in dimm target.

**Response:**

The FRU callouts are calculated at the time of the failure. See the error log for the actual replacement strategy.

---

**BC8A3336****Explanation:**

During processor/memory subsystem initialization, an error was encountered: platGetMBvdpdMemoryDataVersion could not find any child mba's from the passed in target of type TYPE\_MEMBUF.

**Response:**

The FRU callouts are calculated at the time of the failure. See the error log for the actual replacement strategy.

---

**BC8A3337****Explanation:**

During processor/memory subsystem initialization, an error was encountered: platGetMBvdpdMemoryDataVersion requires a target of type TYPE\_MBA or TYPE\_MEMBUF.

**Response:**

The FRU callouts are calculated at the time of the failure. See the error log for the actual replacement strategy.

---

**BC8A3339****Explanation:**

Internal firmware error.

**Response:**

The FRU callouts are calculated at the time of the failure. See the error log for the actual replacement strategy.

---

**BC8A333A****Explanation:**

Internal firmware error.

**Response:**

The FRU callouts are calculated at the time of the failure. See the error log for the actual replacement strategy.

---

**BC8A333B****Explanation:**

Internal firmware error.

**Response:**

The FRU callouts are calculated at the time of the failure. See the error log for the actual replacement strategy.

---

**BC8A333C****Explanation:**

Internal firmware error.

**Response:**

The FRU callouts are calculated at the time of the failure. See the error log for the actual replacement strategy.

---

**BC8A333D****Explanation:**

Internal firmware error.

**Response:**

The FRU callouts are calculated at the time of the failure. See the error log for the actual replacement strategy.

---

**BC8A333E****Explanation:**

Internal firmware error.

**Response:**

The FRU callouts are calculated at the time of the failure. See the error log for the actual replacement strategy.

---

**BC8A3340****Explanation:**

Internal firmware error.

**Response:**

The FRU callouts are calculated at the time of the failure. See the error log for the actual replacement strategy.

---

**BC8A3343****Explanation:**

Internal firmware error.

**Response:**

The FRU callouts are calculated at the time of the failure. See the error log for the actual replacement strategy.

---

**BC8A3403****Explanation:**

A problem occurred while running processor boot code.

**Response:**

The FRU callouts are calculated at the time of the failure. See the error log for the actual replacement strategy.

---

**BC8A3404****Explanation:**

A problem occurred while running processor boot code.

**Response:**

The FRU callouts are calculated at the time of the failure. See the error log for the actual replacement strategy.

---

**BC8A3405**

**Explanation:**

A problem occurred while running processor boot code.

**Response:**

The FRU callouts are calculated at the time of the failure. See the error log for the actual replacement strategy.

---

**BC8A3406****Explanation:**

A problem occurred while running processor boot code.

**Response:**

The FRU callouts are calculated at the time of the failure. See the error log for the actual replacement strategy.

---

**BC8A3407****Explanation:**

A problem occurred while running processor boot code.

**Response:**

The FRU callouts are calculated at the time of the failure. See the error log for the actual replacement strategy.

---

**BC8A3408****Explanation:**

A problem occurred while running processor boot code.

**Response:**

The FRU callouts are calculated at the time of the failure. See the error log for the actual replacement strategy.

---

**BC8A3409****Explanation:**

A problem occurred while running processor boot code.

**Response:**

The FRU callouts are calculated at the time of the failure. See the error log for the actual replacement strategy.

---

**BC8A340A****Explanation:**

A problem occurred while running processor boot code.

**Response:**

The FRU callouts are calculated at the time of the failure. See the error log for the actual replacement strategy.

---

**BC8A340B****Explanation:**

A problem occurred while running processor boot code.

**Response:**

The FRU callouts are calculated at the time of the failure. See the error log for the actual replacement strategy.

---

**BC8A340C****Explanation:**

A problem occurred while running processor boot code.

**Response:**

The FRU callouts are calculated at the time of the failure. See the error log for the actual replacement strategy.

---

**BC8A340F****Explanation:**

Failed to load boot firmware.

**Response:**

The FRU callouts are calculated at the time of the failure. See the error log for the actual replacement strategy.

---

**BC8A3501****Explanation:**

During processor/memory subsystem initialization, an error was encountered: Invalid operation type.

**Response:**

The FRU callouts are calculated at the time of the failure. See the error log for the actual replacement strategy.

---

**BC8A3502****Explanation:**

A problem was detected during the IPL of the system: Device type not supported.

**Response:**

The FRU callouts are calculated at the time of the failure. See the error log for the actual replacement strategy.

---

**BC8A3503****Explanation:**

During processor/memory subsystem initialization, an error was encountered: NVDIMM attribute was not found.

**Response:**

The FRU callouts are calculated at the time of the failure. See the error log for the actual replacement strategy.

---

**BC8A3505****Explanation:**

During processor/memory subsystem initialization, an error was encountered: I2C master entity path doesn't exist.

**Response:**

The FRU callouts are calculated at the time of the failure. See the error log for the actual replacement strategy.

---

**BC8A3506**

**Explanation:**

During processor/memory subsystem initialization, an error was encountered: I2C master path target is null.

**Response:**

The FRU callouts are calculated at the time of the failure. See the error log for the actual replacement strategy.

---

**BC8A3507**

**Explanation:**

During processor/memory subsystem initialization, an error was encountered: Invalid address offset size.

**Response:**

The FRU callouts are calculated at the time of the failure. See the error log for the actual replacement strategy.

---

**BC8A3508**

**Explanation:**

A problem occurred during the IPL of the system: I2C buffer offset is too large.

**Response:**

The FRU callouts are calculated at the time of the failure. See the error log for the actual replacement strategy.

---

**BC8A3509**

**Explanation:**

During processor/memory subsystem initialization, an error was encountered: I2C write page size is zero.

**Response:**

The FRU callouts are calculated at the time of the failure. See the error log for the actual replacement strategy.

---

**BC8A350A**

**Explanation:**

During processor/memory subsystem initialization, an error was encountered: NVDIMM register offset out of bound.

**Response:**

The FRU callouts are calculated at the time of the failure. See the error log for the actual replacement strategy.

---

**BC8A350D**

**Explanation:**

NVDIMM timed out.

**Response:**

The FRU callouts are calculated at the time of the failure. See the error log for the actual replacement strategy.

---

**BC8A350E**

**Explanation:**

NVDIMM timed out.

**Response:**

The FRU callouts are calculated at the time of the failure. See the error log for the actual replacement strategy.

---

**BC8A350F**

**Explanation:**

NVDIMM timed out.

**Response:**

The FRU callouts are calculated at the time of the failure. See the error log for the actual replacement strategy.

---

**BC8A3512**

**Explanation:**

NVDIMM encountered error setting the energy source policy.

**Response:**

The FRU callouts are calculated at the time of the failure. See the error log for the actual replacement strategy.

---

**BC8A3516**

**Explanation:**

Encountered error performing internal operation on NVDIMM.

**Response:**

The FRU callouts are calculated at the time of the failure. See the error log for the actual replacement strategy.

---

**BC8A3517**

**Explanation:**

NVDIMM timed out.

**Response:**

The FRU callouts are calculated at the time of the failure. See the error log for the actual replacement strategy.

---

**BC8A3518**

**Explanation:**

NVDIMM encountered error arming save trigger.

**Response:**

The FRU callouts are calculated at the time of the failure. See the error log for the actual replacement strategy.

---

**BC8A3519****Explanation:**

NVDIMM error erasing data image.

**Response:**

The FRU callouts are calculated at the time of the failure. See the error log for the actual replacement strategy.

---

**BC8A351A****Explanation:**

NVDIMM failed to restore data.

**Response:**

The FRU callouts are calculated at the time of the failure. See the error log for the actual replacement strategy.

---

**BC8A351B****Explanation:**

NVDIMM not ready.

**Response:**

The FRU callouts are calculated at the time of the failure. See the error log for the actual replacement strategy.

---

**BC8A351C****Explanation:**

Internal firmware error.

**Response:**

The FRU callouts are calculated at the time of the failure. See the error log for the actual replacement strategy.

---

**BC8A351D****Explanation:**

NVDIMM not updated.

**Response:**

The FRU callouts are calculated at the time of the failure. See the error log for the actual replacement strategy.

---

**BC8A351E****Explanation:**

NVDIMM not updated.

**Response:**

The FRU callouts are calculated at the time of the failure. See the error log for the actual replacement strategy.

---

**BC8A351F****Explanation:**

NVDIMM not updated.

**Response:**

The FRU callouts are calculated at the time of the failure. See the error log for the actual replacement strategy.

---

**BC8A3520****Explanation:**

NVDIMM not updated.

**Response:**

The FRU callouts are calculated at the time of the failure. See the error log for the actual replacement strategy.

---

**BC8A3521****Explanation:**

NVDIMM not updated.

**Response:**

The FRU callouts are calculated at the time of the failure. See the error log for the actual replacement strategy.

---

**BC8A3522****Explanation:**

NVDIMM not updated.

**Response:**

The FRU callouts are calculated at the time of the failure. See the error log for the actual replacement strategy.

---

**BC8A3523****Explanation:**

NVDIMM not updated.

**Response:**

The FRU callouts are calculated at the time of the failure. See the error log for the actual replacement strategy.

---

**BC8A3524****Explanation:**

NVDIMM not updated.

**Response:**

The FRU callouts are calculated at the time of the failure. See the error log for the actual replacement strategy.

---

**BC8A3525****Explanation:**

NVDIMM not updated.

**Response:**

The FRU callouts are calculated at the time of the failure. See the error log for the actual replacement strategy.

---

**BC8A3526****Explanation:**

NVDIMM not updated.

**Response:**

The FRU callouts are calculated at the time of the failure. See the error log for the actual replacement strategy.

---

**BC8A3527**

**Explanation:**

NVDIMM not updated.

**Response:**

The FRU callouts are calculated at the time of the failure. See the error log for the actual replacement strategy.

---

**BC8A3528**

**Explanation:**

NVDIMM update started.

**Response:**

The FRU callouts are calculated at the time of the failure. See the error log for the actual replacement strategy.

---

**BC8A3529**

**Explanation:**

NVDIMM was successfully updated.

**Response:**

The FRU callouts are calculated at the time of the failure. See the error log for the actual replacement strategy.

---

**BC8A352A**

**Explanation:**

NVDIMM error generating encryption keys.

**Response:**

The FRU callouts are calculated at the time of the failure. See the error log for the actual replacement strategy.

---

**BC8A352B**

**Explanation:**

NVDIMM error erasing data image.

**Response:**

The FRU callouts are calculated at the time of the failure. See the error log for the actual replacement strategy.

---

**BC8A352C**

**Explanation:**

NVDIMM error during Catastrophic Save.

**Response:**

The FRU callouts are calculated at the time of the failure. See the error log for the actual replacement strategy.

---

**BC8A352D**

**Explanation:**

NVDIMM failed module health status check.

**Response:**

The FRU callouts are calculated at the time of the failure. See the error log for the actual replacement strategy.

---

**BC8A352E**

**Explanation:**

NVDIMM failed module health status check.

**Response:**

The FRU callouts are calculated at the time of the failure. See the error log for the actual replacement strategy.

---

**BC8A352F**

**Explanation:**

NVDIMM failed module health status check.

**Response:**

The FRU callouts are calculated at the time of the failure. See the error log for the actual replacement strategy.

---

**BC8A3538**

**Explanation:**

NVDIMM failed module health status check.

**Response:**

The FRU callouts are calculated at the time of the failure. See the error log for the actual replacement strategy.

---

**BC8A353E**

**Explanation:**

NVDIMM failed to enable event notificaitons.

**Response:**

The FRU callouts are calculated at the time of the failure. See the error log for the actual replacement strategy.

---

**BC8A353F**

**Explanation:**

NVDIMM register error.

**Response:**

The FRU callouts are calculated at the time of the failure. See the error log for the actual replacement strategy.

---

**BC8A3540**

**Explanation:**

NVDIMM encryption error.

**Response:**

The FRU callouts are calculated at the time of the failure. See the error log for the actual replacement strategy.

---

---

**BC8A3541****Explanation:**

NVDIMM register error.

**Response:**

The FRU callouts are calculated at the time of the failure. See the error log for the actual replacement strategy.

---

**BC8A3542****Explanation:**

NVDIMM register error.

**Response:**

The FRU callouts are calculated at the time of the failure. See the error log for the actual replacement strategy.

---

**BC8A3543****Explanation:**

NVDIMM encryption error.

**Response:**

The FRU callouts are calculated at the time of the failure. See the error log for the actual replacement strategy.

---

**BC8A3544****Explanation:**

NVDIMM encryption error.

**Response:**

The FRU callouts are calculated at the time of the failure. See the error log for the actual replacement strategy.

---

**BC8A3545****Explanation:**

NVDIMM encryption error.

**Response:**

The FRU callouts are calculated at the time of the failure. See the error log for the actual replacement strategy.

---

**BC8A3546****Explanation:**

NVDIMM encryption error.

**Response:**

The FRU callouts are calculated at the time of the failure. See the error log for the actual replacement strategy.

---

**BC8A3548****Explanation:**

NVDIMM encryption error.

**Response:**

The FRU callouts are calculated at the time of the failure. See the error log for the actual replacement strategy.

---

**BC8A3549****Explanation:**

NVDIMM ES health check failed.

**Response:**

The FRU callouts are calculated at the time of the failure. See the error log for the actual replacement strategy.

---

**BC8A354A****Explanation:**

NVDIMM ES health check failed.

**Response:**

The FRU callouts are calculated at the time of the failure. See the error log for the actual replacement strategy.

---

**BC8A354B****Explanation:**

NVDIMM ES health check failed.

**Response:**

The FRU callouts are calculated at the time of the failure. See the error log for the actual replacement strategy.

---

**BC8A354C****Explanation:**

NVDIMM ES health check failed.

**Response:**

The FRU callouts are calculated at the time of the failure. See the error log for the actual replacement strategy.

---

**BC8A354D****Explanation:**

NVDIMM NVM health check failed.

**Response:**

The FRU callouts are calculated at the time of the failure. See the error log for the actual replacement strategy.

---

**BC8A354E****Explanation:**

NVDIMM logging error.

**Response:**

The FRU callouts are calculated at the time of the failure. See the error log for the actual replacement strategy.

---

**BC8A354F****Explanation:**

NVDIMM logging error.



**Response:**

The FRU callouts are calculated at the time of the failure. See the error log for the actual replacement strategy.

---

**BC8A3550****Explanation:**

NVDIMM incorrect firmware slot.

**Response:**

The FRU callouts are calculated at the time of the failure. See the error log for the actual replacement strategy.

---

**BC8A3551****Explanation:**

NVDIMM error during nvdimm erase.

**Response:**

The FRU callouts are calculated at the time of the failure. See the error log for the actual replacement strategy.

---

**BC8A3552****Explanation:**

NVDIMM failed the arm precheck and is unable to arm.

**Response:**

The FRU callouts are calculated at the time of the failure. See the error log for the actual replacement strategy.

---

**BC8A3553****Explanation:**

NVDIMM failed to ARM.

**Response:**

The FRU callouts are calculated at the time of the failure. See the error log for the actual replacement strategy.

---

**BC8A3554****Explanation:**

NVDIMM requires an arm retry.

**Response:**

The FRU callouts are calculated at the time of the failure. See the error log for the actual replacement strategy.

---

**BC8A3555****Explanation:**

NVDIMM not updated.

**Response:**

The FRU callouts are calculated at the time of the failure. See the error log for the actual replacement strategy.

---

**BC8A3556****Explanation:**

NVDIMM not running latest firmware level.

**Response:**

The FRU callouts are calculated at the time of the failure. See the error log for the actual replacement strategy.

---

**BC8A3557****Explanation:**

NVDIMM erase error.

**Response:**

The FRU callouts are calculated at the time of the failure. See the error log for the actual replacement strategy.

---

**BC8A3558****Explanation:**

NVDIMM erase error.

**Response:**

The FRU callouts are calculated at the time of the failure. See the error log for the actual replacement strategy.

---

**BC8A3601****Explanation:**

A problem occurred during the IPL of the system: Invalid data length for a SCOM operation.

**Response:**

The FRU callouts are calculated at the time of the failure. See the error log for the actual replacement strategy.

---

**BC8A3602****Explanation:**

A problem occurred during the IPL of the system: Invalid target type for a SCOM operation.

**Response:**

The FRU callouts are calculated at the time of the failure. See the error log for the actual replacement strategy.

---

**BC8A3603****Explanation:**

A problem occurred during the IPL of the system: Invalid operation type for a SCOM operation.

**Response:**

The FRU callouts are calculated at the time of the failure. See the error log for the actual replacement strategy.

---

**BC8A3604****Explanation:**

A problem occurred during the IPL of the system: Invalid address for a SCOM operation.

**Response:**

The FRU callouts are calculated at the time of the failure. See the error log for the actual replacement strategy.

---

**BC8A3701****Explanation:**

Unexpected memory subsystem firmware error.

**Response:**

The FRU callouts are calculated at the time of the failure. See the error log for the actual replacement strategy.

---

**BC8A3702****Explanation:**

Unexpected memory subsystem firmware error.

**Response:**

The FRU callouts are calculated at the time of the failure. See the error log for the actual replacement strategy.

---

**BC8A3703****Explanation:**

Unexpected memory subsystem firmware error.

**Response:**

The FRU callouts are calculated at the time of the failure. See the error log for the actual replacement strategy.

---

**BC8A3704****Explanation:**

Unexpected memory subsystem firmware error.

**Response:**

The FRU callouts are calculated at the time of the failure. See the error log for the actual replacement strategy.

---

**BC8A3705****Explanation:**

Unexpected memory subsystem firmware error.

**Response:**

The FRU callouts are calculated at the time of the failure. See the error log for the actual replacement strategy.

---

**BC8A3706****Explanation:**

Unexpected memory subsystem firmware error.

**Response:**

The FRU callouts are calculated at the time of the failure. See the error log for the actual replacement strategy.

---

**BC8A3707****Explanation:**

Unexpected memory subsystem firmware error.

**Response:**

The FRU callouts are calculated at the time of the failure. See the error log for the actual replacement strategy.

---

**BC8A3708****Explanation:**

Unexpected memory subsystem firmware error.

**Response:**

The FRU callouts are calculated at the time of the failure. See the error log for the actual replacement strategy.

---

**BC8A3709****Explanation:**

Unexpected memory subsystem firmware error.

**Response:**

The FRU callouts are calculated at the time of the failure. See the error log for the actual replacement strategy.

---

**BC8A370A****Explanation:**

Unexpected memory subsystem firmware error.

**Response:**

The FRU callouts are calculated at the time of the failure. See the error log for the actual replacement strategy.

---

**BC8A3901****Explanation:**

Error occurred during system boot.

**Response:**

The FRU callouts are calculated at the time of the failure. See the error log for the actual replacement strategy.

---

**BC8A3902****Explanation:**

Error occurred during system boot.

**Response:**

The FRU callouts are calculated at the time of the failure. See the error log for the actual replacement strategy.

---

**BC8A4101****Explanation:**

A problem occurred during the IPL of the system: Internal Firmware Error.

**Response:**

The FRU callouts are calculated at the time of the failure. See the error log for the actual replacement strategy.

---

**BC8A4102**

**Explanation:**

A problem occurred during the IPL of the system:  
Internal Firmware Error.

**Response:**

The FRU callouts are calculated at the time of the failure. See the error log for the actual replacement strategy.

---

**BC8A4103****Explanation:**

Unexpected IPL firmware data format error.

**Response:**

The FRU callouts are calculated at the time of the failure. See the error log for the actual replacement strategy.

---

**BC8A4104****Explanation:**

Unexpected IPL firmware data format error.

**Response:**

The FRU callouts are calculated at the time of the failure. See the error log for the actual replacement strategy.

---

**BC8A4105****Explanation:**

Unexpected IPL firmware data format error.

**Response:**

The FRU callouts are calculated at the time of the failure. See the error log for the actual replacement strategy.

---

**BC8A4106****Explanation:**

Unsupported device found during firmware IPL.

**Response:**

The FRU callouts are calculated at the time of the failure. See the error log for the actual replacement strategy.

---

**BC8A4107****Explanation:**

Unexpected boot firmware data format error.

**Response:**

The FRU callouts are calculated at the time of the failure. See the error log for the actual replacement strategy.

---

**BC8A4108****Explanation:**

Unexpected IPL firmware data format error.

**Response:**

The FRU callouts are calculated at the time of the failure. See the error log for the actual replacement strategy.

---

**BC8A4109****Explanation:**

Unexpected IPL firmware data format error.

**Response:**

The FRU callouts are calculated at the time of the failure. See the error log for the actual replacement strategy.

---

**BC8A410A****Explanation:**

PCIE hotplug controller flash update failure.

**Response:**

The FRU callouts are calculated at the time of the failure. See the error log for the actual replacement strategy.

---

**BC8A410B****Explanation:**

PCIE hotplug controller flash update failure.

**Response:**

The FRU callouts are calculated at the time of the failure. See the error log for the actual replacement strategy.

---

**BC8A410C****Explanation:**

A problem occurred during the IPL of the system:  
Internal Firmware Error.

**Response:**

The FRU callouts are calculated at the time of the failure. See the error log for the actual replacement strategy.

---

**BC8A410D****Explanation:**

Unexpected IPL firmware data format error.

**Response:**

The FRU callouts are calculated at the time of the failure. See the error log for the actual replacement strategy.

---

**BC8A430C****Explanation:**

A problem occurred during IPL of the system.

**Response:**

The FRU callouts are calculated at the time of the failure. See the error log for the actual replacement strategy.

---

**BC8A430D****Explanation:**

A problem occurred during IPL of the system.

**Response:**

The FRU callouts are calculated at the time of the failure. See the error log for the actual replacement strategy.

---

**BC8A430E**

**Explanation:**

A problem occurred during IPL of the system.

**Response:**

The FRU callouts are calculated at the time of the failure. See the error log for the actual replacement strategy.

---

**BC8A430F**

**Explanation:**

A problem occurred during IPL of the system.

**Response:**

The FRU callouts are calculated at the time of the failure. See the error log for the actual replacement strategy.

---

**BC8A43FB**

**Explanation:**

Informational log associated with DIMM updates.

**Response:**

The FRU callouts are calculated at the time of the failure. See the error log for the actual replacement strategy.

---

**BC8A43FC**

**Explanation:**

Informational log associated with DIMM updates.

**Response:**

The FRU callouts are calculated at the time of the failure. See the error log for the actual replacement strategy.

---

**BC8A43FD**

**Explanation:**

Informational log associated with DIMM updates.

**Response:**

The FRU callouts are calculated at the time of the failure. See the error log for the actual replacement strategy.

---

**BC8A43FE**

**Explanation:**

Informational log associated with DIMM updates.

**Response:**

The FRU callouts are calculated at the time of the failure. See the error log for the actual replacement strategy.

---

**BC8A4601**

**Explanation:**

A problem occurred during the IPL of the system.

**Response:**

The FRU callouts are calculated at the time of the failure. See the error log for the actual replacement strategy.

---

**BC8A4705**

**Explanation:**

A problem occurred during the IPL of the system.

**Response:**

The FRU callouts are calculated at the time of the failure. See the error log for the actual replacement strategy.

---

**BC8A4708**

**Explanation:**

A problem occurred during the IPL of the system.

**Response:**

The FRU callouts are calculated at the time of the failure. See the error log for the actual replacement strategy.

---

**BC8A9001**

**Explanation:**

Firmware encountered an internal error while retrieving target data.

**Response:**

The FRU callouts are calculated at the time of the failure. See the error log for the actual replacement strategy.

---

**BC8A9002**

**Explanation:**

Firmware encountered an internal error while retrieving target data.

**Response:**

The FRU callouts are calculated at the time of the failure. See the error log for the actual replacement strategy.

---

**BC8A9003**

**Explanation:**

Firmware encountered an internal error while retrieving attribute data.

**Response:**

The FRU callouts are calculated at the time of the failure. See the error log for the actual replacement strategy.

---

**BC8A9004**

**Explanation:**

Firmware encountered an internal error while retrieving attribute data.

**Response:**

The FRU callouts are calculated at the time of the failure. See the error log for the actual replacement strategy.

---

**BC8A9005****Explanation:**

Firmware encountered an internal error.

**Response:**

The FRU callouts are calculated at the time of the failure. See the error log for the actual replacement strategy.

---

**BC8A9006****Explanation:**

Firmware encountered an internal error while retrieving target data.

**Response:**

The FRU callouts are calculated at the time of the failure. See the error log for the actual replacement strategy.

---

**BC8A900A****Explanation:**

Firmware encountered an internal error.

**Response:**

The FRU callouts are calculated at the time of the failure. See the error log for the actual replacement strategy.

---

**BC8A900B****Explanation:**

Firmware encountered an internal error.

**Response:**

The FRU callouts are calculated at the time of the failure. See the error log for the actual replacement strategy.

---

**BC8A900D****Explanation:**

Firmware encountered an internal error.

**Response:**

The FRU callouts are calculated at the time of the failure. See the error log for the actual replacement strategy.

---

**BC8A900E****Explanation:**

Firmware encountered an internal error.

**Response:**

The FRU callouts are calculated at the time of the failure. See the error log for the actual replacement strategy.

---

**BC8A900F****Explanation:**

Firmware encountered an internal error.

**Response:**

The FRU callouts are calculated at the time of the failure. See the error log for the actual replacement strategy.

---

**BC8A9010****Explanation:**

Firmware encountered an internal error.

**Response:**

The FRU callouts are calculated at the time of the failure. See the error log for the actual replacement strategy.

---

**BC8A9011****Explanation:**

During processor/memory subsystem initialization, an error was encountered: Failed trying to add another entry to a mainstore area address range array.

**Response:**

The FRU callouts are calculated at the time of the failure. See the error log for the actual replacement strategy.

---

**BC8A9012****Explanation:**

During processor/memory subsystem initialization, an error was encountered: Attempted to add a RAM FRU for an invalid mainstore area.

**Response:**

The FRU callouts are calculated at the time of the failure. See the error log for the actual replacement strategy.

---

**BC8A9014****Explanation:**

Firmware encountered an internal error while retrieving target handle.

**Response:**

The FRU callouts are calculated at the time of the failure. See the error log for the actual replacement strategy.

---

**BC8A9015****Explanation:**

Firmware encountered an internal error.

**Response:**

The FRU callouts are calculated at the time of the failure. See the error log for the actual replacement strategy.

---

**BC8A9016****Explanation:**

Firmware encountered an internal error.

**Response:**

The FRU callouts are calculated at the time of the failure. See the error log for the actual replacement strategy.

---

**BC8A9017****Explanation:**

Firmware encountered an internal error.

**Response:**

The FRU callouts are calculated at the time of the failure. See the error log for the actual replacement strategy.

---

**BC8A9018****Explanation:**

Firmware encountered an internal error.

**Response:**

The FRU callouts are calculated at the time of the failure. See the error log for the actual replacement strategy.

---

**BC8A9019****Explanation:**

Firmware encountered an internal error.

**Response:**

The FRU callouts are calculated at the time of the failure. See the error log for the actual replacement strategy.

---

**BC8A901A****Explanation:**

Firmware encountered an internal error.

**Response:**

The FRU callouts are calculated at the time of the failure. See the error log for the actual replacement strategy.

---

**BC8A901B****Explanation:**

Firmware encountered an internal error.

**Response:**

The FRU callouts are calculated at the time of the failure. See the error log for the actual replacement strategy.

---

**BC8A901C****Explanation:**

Firmware encountered an internal error.

**Response:**

The FRU callouts are calculated at the time of the failure. See the error log for the actual replacement strategy.

---

**BC8A901E****Explanation:**

Firmware encountered an internal error while getting obus brick ID.

**Response:**

The FRU callouts are calculated at the time of the failure. See the error log for the actual replacement strategy.

---

**BC8A901F****Explanation:**

Firmware encountered an internal error while getting obus frequency bucket.

**Response:**

The FRU callouts are calculated at the time of the failure. See the error log for the actual replacement strategy.

---

**BC8A9020****Explanation:**

Firmware encountered an internal error while finding proc model and ec.

**Response:**

The FRU callouts are calculated at the time of the failure. See the error log for the actual replacement strategy.

---

**BC8A9021****Explanation:**

Firmware encountered an internal error while retrieving obus pll frequency values.

**Response:**

The FRU callouts are calculated at the time of the failure. See the error log for the actual replacement strategy.

---

**BC8AE504****Explanation:**

During processor/memory subsystem initialization, an error was encountered: CEC hardware failure detected.

**Response:**

The FRU callouts are calculated at the time of the failure. See the error log for the actual replacement strategy.

---

**BC8AE540****Explanation:**

There was a failure most likely attributable to the service processor firmware, but it could also be software-related or require further support.

**Response:**

If this is a tracking event, no service actions are required. Otherwise, use the FRU and procedure callouts detailed with the SRC to determine service actions.

---

**BC8AE550**

**Explanation:**

During processor/memory subsystem initialization, an error was encountered: CEC hardware failure detected. Cause is most likely Software, but there are also Hardware callouts.

**Response:**

The FRU callouts are calculated at the time of the failure. See the error log for the actual replacement strategy.

**BC8AE560****Explanation:**

During processor/memory subsystem initialization, an error was encountered: CEC hardware failure detected. Cause is most likely Software.

**Response:**

The FRU callouts are calculated at the time of the failure. See the error log for the actual replacement strategy.

**BC8AE570****Explanation:**

During processor/memory subsystem initialization, an error was encountered: An errorlog containing extra FFDC collected by the HWP.

**Response:**

The FRU callouts are calculated at the time of the failure. See the error log for the actual replacement strategy.

**BC8AE580****Explanation:**

Chip diagnosis did not find any chip with an attention.

**Response:**

The FRU callouts are calculated at the time of the failure. See the error log for the actual replacement strategy.

**BC8AE582****Explanation:**

During processor/memory subsystem initialization, an error was encountered: Invalid configuration in CS FIR Data handling.

**Response:**

The FRU callouts are calculated at the time of the failure. See the error log for the actual replacement strategy.

**BC8AE583****Explanation:**

During processor/memory subsystem initialization, an error was encountered: NULL system target.

**Response:**

The FRU callouts are calculated at the time of the failure. See the error log for the actual replacement strategy.

## (BCFx) Reference codes

A BCFx reference code indicates that an event or exception occurred in boot firmware. To resolve any BCFx reference code, determine if the SRC requires a service action or if it is for tracking purposes only.

Diagnostics analyze an event when it occurs to determine if the event requires service or if the event will only be recorded for tracking purposes and future reference. The determination is based on machine type, model, installed features, configuration, topology and activations at the time of the event.

If you do not find the SRC in a serviceable event view then it is a tracking event only and does not require service.

- Tracking events appear as "informational" or "Misc." or "temp" in the IBM i product activity log and the Advanced System Manage Interface (ASMI).
- Serviceable event views are:
  - AIX® Diagnostics Results Log
  - IBM i problem log
  - IBM i service action log (SAL)
  - Management console service focal point
  - Linux® Diagnostic Messages Log
  - System control panel
  - ASMI listed under serviceable events

**BCFF0202****Explanation:**

During processor/memory subsystem initialization, an error was encountered: A device driver operation was attempted for which no driver has been registered.

**Response:**

The FRU callouts are calculated at the time of the failure. See the error log for the actual replacement strategy.

---

**BCFF0203**

**Explanation:**

During processor/memory subsystem initialization, an error was encountered: A device driver operation on a NULL target.

**Response:**

The FRU callouts are calculated at the time of the failure. See the error log for the actual replacement strategy.

---

**BCFF0204**

**Explanation:**

During processor/memory subsystem initialization, an error was encountered: A double registration was attempted with the routing framework.

**Response:**

The FRU callouts are calculated at the time of the failure. See the error log for the actual replacement strategy.

---

**BCFF0301**

**Explanation:**

During processor/memory subsystem initialization, an error was encountered: The provided address is over 32 bits long which makes it invalid.

**Response:**

The FRU callouts are calculated at the time of the failure. See the error log for the actual replacement strategy.

---

**BCFF0305**

**Explanation:**

During processor/memory subsystem initialization, an error was encountered: Indirect SCOM Read error.

**Response:**

The FRU callouts are calculated at the time of the failure. See the error log for the actual replacement strategy.

---

**BCFF0306**

**Explanation:**

During processor/memory subsystem initialization, an error was encountered: Indirect SCOM complete bit did not come on.

**Response:**

The FRU callouts are calculated at the time of the failure. See the error log for the actual replacement strategy.

---

**BCFF0307**

**Explanation:**

During processor/memory subsystem initialization, an error was encountered: Indirect SCOM Write failed for this address.

**Response:**

The FRU callouts are calculated at the time of the failure. See the error log for the actual replacement strategy.

---

**BCFF0308**

**Explanation:**

During processor/memory subsystem initialization, an error was encountered: Indirect SCOM complete bit did not come on.

**Response:**

The FRU callouts are calculated at the time of the failure. See the error log for the actual replacement strategy.

---

**BCFF0309**

**Explanation:**

During processor/memory subsystem initialization, an error was encountered: Scom Translate not supported for this type.

**Response:**

The FRU callouts are calculated at the time of the failure. See the error log for the actual replacement strategy.

---

**BCFF030A**

**Explanation:**

During processor/memory subsystem initialization, an error was encountered: Scom Translation did not modify the address.

**Response:**

The FRU callouts are calculated at the time of the failure. See the error log for the actual replacement strategy.

---

**BCFF030C**

**Explanation:**

Firmware error during system IPL.

**Response:**

The FRU callouts are calculated at the time of the failure. See the error log for the actual replacement strategy.

---

**BCFF030D**

**Explanation:**

Firmware error during system IPL.



**Response:**

The FRU callouts are calculated at the time of the failure. See the error log for the actual replacement strategy.

---

**BCFF030E****Explanation:**

A problem occurred during the IPL of the system.

**Response:**

The FRU callouts are calculated at the time of the failure. See the error log for the actual replacement strategy.

---

**BCFF030F****Explanation:**

During processor/memory subsystem initialization, an error was encountered: Bits 0:11 in user supplied data is not zero.

**Response:**

The FRU callouts are calculated at the time of the failure. See the error log for the actual replacement strategy.

---

**BCFF0310****Explanation:**

During processor/memory subsystem initialization, an error was encountered: No read op on form 1 indirect scom.

**Response:**

The FRU callouts are calculated at the time of the failure. See the error log for the actual replacement strategy.

---

**BCFF0311****Explanation:**

During processor/memory subsystem initialization, an error was encountered: Hypervisor wakeup failed.

**Response:**

The FRU callouts are calculated at the time of the failure. See the error log for the actual replacement strategy.

---

**BCFF0312****Explanation:**

During processor/memory subsystem initialization, an error was encountered: SCOM runtime interface not linked.

**Response:**

The FRU callouts are calculated at the time of the failure. See the error log for the actual replacement strategy.

---

**BCFF0313****Explanation:**

During processor/memory subsystem initialization, an error was encountered: Disabling special wakeup when not enabled.

**Response:**

The FRU callouts are calculated at the time of the failure. See the error log for the actual replacement strategy.

---

**BCFF0314****Explanation:**

During processor/memory subsystem initialization, an error was encountered: Scm Translate not supported for this type.

**Response:**

The FRU callouts are calculated at the time of the failure. See the error log for the actual replacement strategy.

---

**BCFF0315****Explanation:**

During processor/memory subsystem initialization, an error was encountered: Error from Hypervisor attempting SCOM.

**Response:**

The FRU callouts are calculated at the time of the failure. See the error log for the actual replacement strategy.

---

**BCFF0316****Explanation:**

During processor/memory subsystem initialization, an error was encountered: Buffer size is less than allowed or NULL data buffer.

**Response:**

The FRU callouts are calculated at the time of the failure. See the error log for the actual replacement strategy.

---

**BCFF0317****Explanation:**

During processor/memory subsystem initialization, an error was encountered: Scm invalid operation type.

**Response:**

The FRU callouts are calculated at the time of the failure. See the error log for the actual replacement strategy.

---

**BCFF0318****Explanation:**

Secure Boot failure.

**Response:**

The FRU callouts are calculated at the time of the failure. See the error log for the actual replacement strategy.

---

**BCFF0319****Explanation:**

Secure Boot failure.

**Response:**

The FRU callouts are calculated at the time of the failure. See the error log for the actual replacement strategy.

---

**BCFF031A****Explanation:**

Secure Boot failure.

**Response:**

The FRU callouts are calculated at the time of the failure. See the error log for the actual replacement strategy.

---

**BCFF031B****Explanation:**

Secure Boot failure.

**Response:**

The FRU callouts are calculated at the time of the failure. See the error log for the actual replacement strategy.

---

**BCFF031C****Explanation:**

Secure Boot failure.

**Response:**

The FRU callouts are calculated at the time of the failure. See the error log for the actual replacement strategy.

---

**BCFF031D****Explanation:**

During processor/memory subsystem initialization, an error was encountered: Invalid mode parm for wakeup operation.

**Response:**

The FRU callouts are calculated at the time of the failure. See the error log for the actual replacement strategy.

---

**BCFF031E****Explanation:**

During processor/memory subsystem initialization, an error was encountered: Unexpectedly forcing wakeup off when the counter is non-zero, implies a bug in the code flow.

**Response:**

The FRU callouts are calculated at the time of the failure. See the error log for the actual replacement strategy.

---

**BCFF031F****Explanation:**

During processor/memory subsystem initialization, an error was encountered: Unsupported multicast op.

**Response:**

The FRU callouts are calculated at the time of the failure. See the error log for the actual replacement strategy.

---

**BCFF0401****Explanation:**

During processor/memory subsystem initialization, an error was encountered: XSCoM access error.

**Response:**

The FRU callouts are calculated at the time of the failure. See the error log for the actual replacement strategy.

---

**BCFF0405****Explanation:**

A problem occurred during the IPL of the system.

**Response:**

The FRU callouts are calculated at the time of the failure. See the error log for the actual replacement strategy.

---

**BCFF0501****Explanation:**

During processor/memory subsystem initialization, an error was encountered: Initialization Service failed to start a task.

**Response:**

The FRU callouts are calculated at the time of the failure. See the error log for the actual replacement strategy.

---

**BCFF0502****Explanation:**

During processor/memory subsystem initialization, an error was encountered: Initialization Service attempted to start a function within a module but the function failed to launch.

**Response:**

The FRU callouts are calculated at the time of the failure. See the error log for the actual replacement strategy.

---

**BCFF0503****Explanation:**

During processor/memory subsystem initialization, an error was encountered: One or more CxxTest Unit Tests failed.

**Response:**

The FRU callouts are calculated at the time of the failure. See the error log for the actual replacement strategy.

---

**BCFF0504****Explanation:**

During processor/memory subsystem initialization, an error was encountered: Could not FLUSH virtual memory.

**Response:**

The FRU callouts are calculated at the time of the failure. See the error log for the actual replacement strategy.

---

**BCFF0505****Explanation:**

During processor/memory subsystem initialization, an error was encountered: Initialization Service launched a task and the task returned an error.

**Response:**

The FRU callouts are calculated at the time of the failure. See the error log for the actual replacement strategy.

---

**BCFF0506****Explanation:**

During processor/memory subsystem initialization, an error was encountered: Initialization Service launched a function and the task returned an error.

**Response:**

The FRU callouts are calculated at the time of the failure. See the error log for the actual replacement strategy.

---

**BCFF0507****Explanation:**

During processor/memory subsystem initialization, an error was encountered: Initialization Service failed to load a module needed to load a function or task. UserDetails will contain the name of the function or task.

**Response:**

The FRU callouts are calculated at the time of the failure. See the error log for the actual replacement strategy.

---

**BCFF0508****Explanation:**

During processor/memory subsystem initialization, an error was encountered: Request to send Istep Complete msg to Fsp, but no outstanding message from service processor found.

**Response:**

The FRU callouts are calculated at the time of the failure. See the error log for the actual replacement strategy.

---

**BCFF0509****Explanation:**

During processor/memory subsystem initialization, an error was encountered: IStep failed and HW deconfigured. Looped back to an earlier istep (Reconfigure loop).

**Response:**

The FRU callouts are calculated at the time of the failure. See the error log for the actual replacement strategy.

---

**BCFF050A****Explanation:**

A hardware error occurred during the IPL. See previous logs for details.

**Response:**

The FRU callouts are calculated at the time of the failure. See the error log for the actual replacement strategy.

---

**BCFF050B****Explanation:**

During processor/memory subsystem initialization, an error was encountered: Received shutdown request from service processor.

**Response:**

The FRU callouts are calculated at the time of the failure. See the error log for the actual replacement strategy.

---

**BCFF050C****Explanation:**

A problem occurred during the IPL of the system.

**Response:**

The FRU callouts are calculated at the time of the failure. See the error log for the actual replacement strategy.

---

**BCFF050D****Explanation:**

During processor/memory subsystem initialization, an error was encountered: Istep messaged received by non-master node.

**Response:**

The FRU callouts are calculated at the time of the failure. See the error log for the actual replacement strategy.

---

**BCFF050F****Explanation:**

A reconfigure loop is being induced for testing purposes.

**Response:**

The FRU callouts are calculated at the time of the failure. See the error log for the actual replacement strategy.

---

---

**BCFF0510****Explanation:**

During processor/memory subsystem initialization, an error was encountered: Received shutdown request due to deconfigure outside of reconfig loop.

**Response:**

The FRU callouts are calculated at the time of the failure. See the error log for the actual replacement strategy.

---

**BCFF0511****Explanation:**

An internal firmware error occurred.

**Response:**

The FRU callouts are calculated at the time of the failure. See the error log for the actual replacement strategy.

---

**BCFF0512****Explanation:**

Node is no longer accepting istep requests.

**Response:**

The FRU callouts are calculated at the time of the failure. See the error log for the actual replacement strategy.

---

**BCFF0516****Explanation:**

Firmware error during boot.

**Response:**

The FRU callouts are calculated at the time of the failure. See the error log for the actual replacement strategy.

---

**BCFF0601****Explanation:**

A problem occurred while accessing the boot flash.

**Response:**

The FRU callouts are calculated at the time of the failure. See the error log for the actual replacement strategy.

---

**BCFF0602****Explanation:**

A problem occurred while accessing the boot flash.

**Response:**

The FRU callouts are calculated at the time of the failure. See the error log for the actual replacement strategy.

---

**BCFF0603****Explanation:**

During processor/memory subsystem initialization, an error was encountered: invalid section passed to flush.

**Response:**

The FRU callouts are calculated at the time of the failure. See the error log for the actual replacement strategy.

---

**BCFF0604****Explanation:**

A problem occurred while initializing secure PNOR.

**Response:**

The FRU callouts are calculated at the time of the failure. See the error log for the actual replacement strategy.

---

**BCFF0605****Explanation:**

Processor NOR flash: A problem occurred while accessing the boot flash.

**Response:**

The FRU callouts are calculated at the time of the failure. See the error log for the actual replacement strategy.

---

**BCFF0606****Explanation:**

A problem occurred while accessing the boot flash.

**Response:**

The FRU callouts are calculated at the time of the failure. See the error log for the actual replacement strategy.

---

**BCFF0607****Explanation:**

During processor/memory subsystem initialization, an error was encountered: SfcIBM::hwReset> Unsupported Reset Level requested.

**Response:**

The FRU callouts are calculated at the time of the failure. See the error log for the actual replacement strategy.

---

**BCFF0608****Explanation:**

LPC bus error communicating with the BMC.

**Response:**

The FRU callouts are calculated at the time of the failure. See the error log for the actual replacement strategy.

---

**BCFF0609****Explanation:**

A problem occurred while accessing the boot flash.

**Response:**

The FRU callouts are calculated at the time of the failure. See the error log for the actual replacement strategy.

---

**BCFF060B****Explanation:**

Hardware error accessing flash during IPL.

**Response:**

The FRU callouts are calculated at the time of the failure. See the error log for the actual replacement strategy.

---

**BCFF060C****Explanation:**

Fail verifying Flash File System (FFS) Header on Master Candidate Processor NOR flash Table of Contents

**Response:**

The FRU callouts are calculated at the time of the failure. See the error log for the actual replacement strategy.

---

**BCFF0610****Explanation:**

A problem occurred while accessing the boot flash.

**Response:**

The FRU callouts are calculated at the time of the failure. See the error log for the actual replacement strategy.

---

**BCFF0614****Explanation:**

Firmware error accessing flash during IPL.

**Response:**

The FRU callouts are calculated at the time of the failure. See the error log for the actual replacement strategy.

---

**BCFF0615****Explanation:**

BMC not responding while accessing the flash.

**Response:**

The FRU callouts are calculated at the time of the failure. See the error log for the actual replacement strategy.

---

**BCFF0616****Explanation:**

Error accessing system firmware flash.

**Response:**

The FRU callouts are calculated at the time of the failure. See the error log for the actual replacement strategy.

---

**BCFF0617****Explanation:**

Error accessing system firmware flash.

**Response:**

The FRU callouts are calculated at the time of the failure. See the error log for the actual replacement strategy.

---

**BCFF0618****Explanation:**

During processor/memory subsystem initialization, an error was encountered: Both TOCs are corrupted.

**Response:**

The FRU callouts are calculated at the time of the failure. See the error log for the actual replacement strategy.

---

**BCFF0619****Explanation:**

During processor/memory subsystem initialization, an error was encountered: TOC

**Response:**

The FRU callouts are calculated at the time of the failure. See the error log for the actual replacement strategy.

---

**BCFF061A****Explanation:**

During processor/memory subsystem initialization, an error was encountered: Invalid partition table.

**Response:**

The FRU callouts are calculated at the time of the failure. See the error log for the actual replacement strategy.

---

**BCFF061B****Explanation:**

During processor/memory subsystem initialization, an error was encountered: invalid section passed to getSectionInfo.

**Response:**

The FRU callouts are calculated at the time of the failure. See the error log for the actual replacement strategy.

---

**BCFF061C****Explanation:**

During processor/memory subsystem initialization, an error was encountered: UNCORRECTABLE ECC.

**Response:**

The FRU callouts are calculated at the time of the failure. See the error log for the actual replacement strategy.

---

**BCFF061D****Explanation:**

During processor/memory subsystem initialization, an error was encountered: section size is zero.

**Response:**

The FRU callouts are calculated at the time of the failure. See the error log for the actual replacement strategy.

---

**BCFF061E****Explanation:**

During processor/memory subsystem initialization, an error was encountered: mm\_remove\_pages failed.

**Response:**

The FRU callouts are calculated at the time of the failure. See the error log for the actual replacement strategy.

---

**BCFF061F****Explanation:**

Error accessing system firmware flash.

**Response:**

The FRU callouts are calculated at the time of the failure. See the error log for the actual replacement strategy.

---

**BCFF0620****Explanation:**

Error accessing system firmware flash.

**Response:**

The FRU callouts are calculated at the time of the failure. See the error log for the actual replacement strategy.

---

**BCFF0621****Explanation:**

During processor/memory subsystem initialization, an error was encountered: Non ECC protected section is passed to fixECC.

**Response:**

The FRU callouts are calculated at the time of the failure. See the error log for the actual replacement strategy.

---

**BCFF0622****Explanation:**

A problem occurred while reading PNOR partition table.

**Response:**

The FRU callouts are calculated at the time of the failure. See the error log for the actual replacement strategy.

---

**BCFF0623****Explanation:**

A problem occurred while reading PNOR partition table.

**Response:**

The FRU callouts are calculated at the time of the failure. See the error log for the actual replacement strategy.

---

**BCFF0627****Explanation:**

During processor/memory subsystem initialization, an error was encountered: Side not supported.

**Response:**

The FRU callouts are calculated at the time of the failure. See the error log for the actual replacement strategy.

---

**BCFF0629****Explanation:**

During processor/memory subsystem initialization, an error was encountered: No valid TOCs found.

**Response:**

The FRU callouts are calculated at the time of the failure. See the error log for the actual replacement strategy.

---

**BCFF062A****Explanation:**

Error accessing system firmware flash.

**Response:**

The FRU callouts are calculated at the time of the failure. See the error log for the actual replacement strategy.

---

**BCFF062B****Explanation:**

A problem occurred while reading Processor NOR flash partition table.

**Response:**

The FRU callouts are calculated at the time of the failure. See the error log for the actual replacement strategy.

---

**BCFF062C****Explanation:**

A problem occurred while reading Processor NOR flash partition table.

**Response:**

The FRU callouts are calculated at the time of the failure. See the error log for the actual replacement strategy.

---

**BCFF062D****Explanation:**

A problem occurred while reading Processor NOR flash partition table.

**Response:**

The FRU callouts are calculated at the time of the failure. See the error log for the actual replacement strategy.

---

**BCFF062F****Explanation:**

Firmware level mismatch.

**Response:**

The FRU callouts are calculated at the time of the failure. See the error log for the actual replacement strategy.

---

**BCFF0630****Explanation:**

Secureboot key transition failure.

**Response:**

The FRU callouts are calculated at the time of the failure. See the error log for the actual replacement strategy.

---

**BCFF0631****Explanation:**

Firmware Error.

**Response:**

The FRU callouts are calculated at the time of the failure. See the error log for the actual replacement strategy.

---

**BCFF0632****Explanation:**

BMC not responding while accessing the flash.

**Response:**

The FRU callouts are calculated at the time of the failure. See the error log for the actual replacement strategy.

---

**BCFF0633****Explanation:**

BMC not responding while accessing the flash.

**Response:**

The FRU callouts are calculated at the time of the failure. See the error log for the actual replacement strategy.

---

**BCFF0634****Explanation:**

Security failure: unable to securely load requested firmware.

**Response:**

The FRU callouts are calculated at the time of the failure. See the error log for the actual replacement strategy.

---

**BCFF0635****Explanation:**

A problem occurred within the security subsystem.

**Response:**

The FRU callouts are calculated at the time of the failure. See the error log for the actual replacement strategy.

---

**BCFF0636****Explanation:**

A problem occurred within the security subsystem.

**Response:**

The FRU callouts are calculated at the time of the failure. See the error log for the actual replacement strategy.

---

**BCFF0637****Explanation:**

A problem occurred within the security subsystem.

**Response:**

The FRU callouts are calculated at the time of the failure. See the error log for the actual replacement strategy.

---

**BCFF0638****Explanation:**

Failure in security subsystem.

**Response:**

The FRU callouts are calculated at the time of the failure. See the error log for the actual replacement strategy.

---

**BCFF0639****Explanation:**

Platform Security Error.

**Response:**

The FRU callouts are calculated at the time of the failure. See the error log for the actual replacement strategy.

---

**BCFF063A****Explanation:**

Failure in security subsystem.

**Response:**

The FRU callouts are calculated at the time of the failure. See the error log for the actual replacement strategy.

---

**BCFF063B****Explanation:**

Failure in security subsystem.

**Response:**

The FRU callouts are calculated at the time of the failure. See the error log for the actual replacement strategy.

---

**BCFF063C**

**Explanation:**

Failure in security subsystem.

**Response:**

The FRU callouts are calculated at the time of the failure. See the error log for the actual replacement strategy.

---

**BCFF063D****Explanation:**

A problem occurred while reading Processor NOR flash partition table.

**Response:**

The FRU callouts are calculated at the time of the failure. See the error log for the actual replacement strategy.

---

**BCFF0702****Explanation:**

A problem occurred during the IPL of the system.

**Response:**

The FRU callouts are calculated at the time of the failure. See the error log for the actual replacement strategy.

---

**BCFF0703****Explanation:**

During processor/memory subsystem initialization, an error was encountered: Timed out waiting for data in FIFO to read.

**Response:**

The FRU callouts are calculated at the time of the failure. See the error log for the actual replacement strategy.

---

**BCFF0705****Explanation:**

During processor/memory subsystem initialization, an error was encountered: Timed out waiting for command complete.

**Response:**

The FRU callouts are calculated at the time of the failure. See the error log for the actual replacement strategy.

---

**BCFF0706****Explanation:**

A problem occurred during the IPL of the system: An error was found in the I2C status register.

**Response:**

The FRU callouts are calculated at the time of the failure. See the error log for the actual replacement strategy.

---

**BCFF0707****Explanation:**

During processor/memory subsystem initialization, an error was encountered: Master Sentinel chip was used as a target for an I2C operation. This is not permitted.

**Response:**

The FRU callouts are calculated at the time of the failure. See the error log for the actual replacement strategy.

---

**BCFF070A****Explanation:**

A problem occurred during the IPL of the system.

**Response:**

The FRU callouts are calculated at the time of the failure. See the error log for the actual replacement strategy.

---

**BCFF070B****Explanation:**

A problem occurred during the IPL of the system: A NACK error was found in the I2C Status register.

**Response:**

The FRU callouts are calculated at the time of the failure. See the error log for the actual replacement strategy.

---

**BCFF070C****Explanation:**

A problem occurred during the IPL of the system: A Bus Arbitration Lost error was found in the I2C status register.

**Response:**

The FRU callouts are calculated at the time of the failure. See the error log for the actual replacement strategy.

---

**BCFF070D****Explanation:**

During processor/memory subsystem initialization, an error was encountered: I2C read/write interface not linked.

**Response:**

The FRU callouts are calculated at the time of the failure. See the error log for the actual replacement strategy.

---

**BCFF070E****Explanation:**

During processor/memory subsystem initialization, an error was encountered: I2C access error.

**Response:**

The FRU callouts are calculated at the time of the failure. See the error log for the actual replacement strategy.

---

**BCFF070F**



**Explanation:**

During processor/memory subsystem initialization, an error was encountered: I2C offset length is invalid.

**Response:**

The FRU callouts are calculated at the time of the failure. See the error log for the actual replacement strategy.

---

**BCFF0710****Explanation:**

During processor/memory subsystem initialization, an error was encountered: There was an error retrieving the EEPROM page mutex for this i2c master engine.

**Response:**

The FRU callouts are calculated at the time of the failure. See the error log for the actual replacement strategy.

---

**BCFF0711****Explanation:**

During processor/memory subsystem initialization, an error was encountered: Invalid page requested.

**Response:**

The FRU callouts are calculated at the time of the failure. See the error log for the actual replacement strategy.

---

**BCFF0712****Explanation:**

During processor/memory subsystem initialization, an error was encountered: I2C master encountered an error while trying to unlock the eepromPage.

**Response:**

The FRU callouts are calculated at the time of the failure. See the error log for the actual replacement strategy.

---

**BCFF0713****Explanation:**

A problem occurred during the IPL of the system.

**Response:**

The FRU callouts are calculated at the time of the failure. See the error log for the actual replacement strategy.

---

**BCFF0714****Explanation:**

Unexpected boot firmware error.

**Response:**

The FRU callouts are calculated at the time of the failure. See the error log for the actual replacement strategy.

---

**BCFF0715****Explanation:**

Unexpected boot firmware error.

**Response:**

The FRU callouts are calculated at the time of the failure. See the error log for the actual replacement strategy.

---

**BCFF0716****Explanation:**

Firmware error during boot.

**Response:**

The FRU callouts are calculated at the time of the failure. See the error log for the actual replacement strategy.

---

**BCFF0717****Explanation:**

Firmware error during boot.

**Response:**

The FRU callouts are calculated at the time of the failure. See the error log for the actual replacement strategy.

---

**BCFF0718****Explanation:**

Unexpected firmware error.

**Response:**

The FRU callouts are calculated at the time of the failure. See the error log for the actual replacement strategy.

---

**BCFF0719****Explanation:**

Unexpected firmware error.

**Response:**

The FRU callouts are calculated at the time of the failure. See the error log for the actual replacement strategy.

---

**BCFF071A****Explanation:**

Unexpected firmware error.

**Response:**

The FRU callouts are calculated at the time of the failure. See the error log for the actual replacement strategy.

---

**BCFF071B****Explanation:**

Unexpected firmware error.

**Response:**

The FRU callouts are calculated at the time of the failure. See the error log for the actual replacement strategy.

---

**BCFF071C**

**Explanation:**

Unexpected firmware error.

**Response:**

The FRU callouts are calculated at the time of the failure. See the error log for the actual replacement strategy.

---

**BCFF071D****Explanation:**

Unexpected firmware error.

**Response:**

The FRU callouts are calculated at the time of the failure. See the error log for the actual replacement strategy.

---

**BCFF0801****Explanation:**

During processor/memory subsystem initialization, an error was encountered: Could not load/unload module.

**Response:**

The FRU callouts are calculated at the time of the failure. See the error log for the actual replacement strategy.

---

**BCFF0803****Explanation:**

During processor/memory subsystem initialization, an error was encountered: Could not allocate virtual memory.

**Response:**

The FRU callouts are calculated at the time of the failure. See the error log for the actual replacement strategy.

---

**BCFF0804****Explanation:**

During processor/memory subsystem initialization, an error was encountered: Could not set permissions on virtual memory.

**Response:**

The FRU callouts are calculated at the time of the failure. See the error log for the actual replacement strategy.

---

**BCFF0805****Explanation:**

During processor/memory subsystem initialization, an error was encountered: Module does not exist.

**Response:**

The FRU callouts are calculated at the time of the failure. See the error log for the actual replacement strategy.

---

**BCFF0806****Explanation:**

During processor/memory subsystem initialization, an error was encountered: Module is not a data module.

**Response:**

The FRU callouts are calculated at the time of the failure. See the error log for the actual replacement strategy.

---

**BCFF0807****Explanation:**

A problem was detected during the IPL of the system: Task crashed.

**Response:**

The FRU callouts are calculated at the time of the failure. See the error log for the actual replacement strategy.

---

**BCFF0808****Explanation:**

Corrupted flash image or firmware error during system boot.

**Response:**

The FRU callouts are calculated at the time of the failure. See the error log for the actual replacement strategy.

---

**BCFF0901****Explanation:**

A problem was detected during the IPL of the system: A hardware initialization procedure requested an invalid attribute.

**Response:**

The FRU callouts are calculated at the time of the failure. See the error log for the actual replacement strategy.

---

**BCFF0902****Explanation:**

During processor/memory subsystem initialization, an error was encountered: Request for EC features on an attribute without EC features.

**Response:**

The FRU callouts are calculated at the time of the failure. See the error log for the actual replacement strategy.

---

**BCFF0907****Explanation:**

Internal firmware error.

**Response:**

The FRU callouts are calculated at the time of the failure. See the error log for the actual replacement strategy.

---

**BCFF0908****Explanation:**

Firmware Error.

**Response:**

The FRU callouts are calculated at the time of the failure. See the error log for the actual replacement strategy.

---

**BCFF0909**

**Explanation:**

Firmware Error.

**Response:**

The FRU callouts are calculated at the time of the failure. See the error log for the actual replacement strategy.

---

**BCFF090A**

**Explanation:**

Firmware Error.

**Response:**

The FRU callouts are calculated at the time of the failure. See the error log for the actual replacement strategy.

---

**BCFF090D**

**Explanation:**

Firmware error during IPL.

**Response:**

The FRU callouts are calculated at the time of the failure. See the error log for the actual replacement strategy.

---

**BCFF090E**

**Explanation:**

Firmware error during IPL.

**Response:**

The FRU callouts are calculated at the time of the failure. See the error log for the actual replacement strategy.

---

**BCFF090F**

**Explanation:**

Error initializing processor/memory subsystem during boot. See FRU list for repair actions.

**Response:**

The FRU callouts are calculated at the time of the failure. See the error log for the actual replacement strategy.

---

**BCFF0910**

**Explanation:**

Firmware error during IPL.

**Response:**

The FRU callouts are calculated at the time of the failure. See the error log for the actual replacement strategy.

---

**BCFF0911**

**Explanation:**

Firmware error during IPL.

**Response:**

The FRU callouts are calculated at the time of the failure. See the error log for the actual replacement strategy.

---

**BCFF0924**

**Explanation:**

Error unmapping memory section.

**Response:**

The FRU callouts are calculated at the time of the failure. See the error log for the actual replacement strategy.

---

**BCFF0925**

**Explanation:**

During processor/memory subsystem initialization, an error was encountered: The hwsv returned a message where the extra data was null. This should not happen so need to tell HostBoot to stop the ipl.

**Response:**

The FRU callouts are calculated at the time of the failure. See the error log for the actual replacement strategy.

---

**BCFF0926**

**Explanation:**

During processor/memory subsystem initialization, an error was encountered: The hwsv found an error while processing the message so it sent an error message back to indicate to HostBoot to stop the IPL. Userdata1 will have the error PLID from hwsv's errorlog.

**Response:**

The FRU callouts are calculated at the time of the failure. See the error log for the actual replacement strategy.

---

**BCFF0927**

**Explanation:**

During processor/memory subsystem initialization, an error was encountered: The hwsv returned a message where there was an error when the powr function was called. userdata1 contains the errorlog plid from hwsv generated by the powr function.

**Response:**

The FRU callouts are calculated at the time of the failure. See the error log for the actual replacement strategy.

---

**BCFF0928**

**Explanation:**

During processor/memory subsystem initialization, an error was encountered: HB got an incorrect type message. HB did not provide the correct message type in the istep. Userdata1 shows the message type passed in.

**Response:**

The FRU callouts are calculated at the time of the failure. See the error log for the actual replacement strategy.

---

**BCFF092A**

**Explanation:**

During processor/memory subsystem initialization, an error was encountered: messages from other nodes have not returned in time.

**Response:**

The FRU callouts are calculated at the time of the failure. See the error log for the actual replacement strategy.

---

**BCFF092B**

**Explanation:**

During processor/memory subsystem initialization, an error was encountered: host coalesce host timer thread failed.

**Response:**

The FRU callouts are calculated at the time of the failure. See the error log for the actual replacement strategy.

---

**BCFF0930**

**Explanation:**

Read/write requested while in DISABLE\_DRAM\_REPAIRS mode found extra bad bits set for DIMM.

**Response:**

The FRU callouts are calculated at the time of the failure. See the error log for the actual replacement strategy.

---

**BCFF0931**

**Explanation:**

A problem occurred during the IPL of the system.

**Response:**

The FRU callouts are calculated at the time of the failure. See the error log for the actual replacement strategy.

---

**BCFF0932**

**Explanation:**

A problem occurred during the IPL of the system.

**Response:**

The FRU callouts are calculated at the time of the failure. See the error log for the actual replacement strategy.

---

**BCFF093B**

**Explanation:**

During processor/memory subsystem initialization, an error was encountered: When Workload Optimized Frequency (WOF) is enabled, ultra turbo freq should not be 0.

**Response:**

The FRU callouts are calculated at the time of the failure. See the error log for the actual replacement strategy.

---

**BCFF093C**

**Explanation:**

During processor/memory subsystem initialization, an error was encountered: When Workload Optimized Frequency (WOF) is enabled, the WOF Freq Uplift index should be 1,2,3, or 4.

**Response:**

The FRU callouts are calculated at the time of the failure. See the error log for the actual replacement strategy.

---

**BCFF093D**

**Explanation:**

A problem occurred during the IPL of the system.

**Response:**

The FRU callouts are calculated at the time of the failure. See the error log for the actual replacement strategy.

---

**BCFF093E**

**Explanation:**

Error uncompressing payload image from boot flash.

**Response:**

The FRU callouts are calculated at the time of the failure. See the error log for the actual replacement strategy.

---

**BCFF0A01**

**Explanation:**

FSI buffer length is not 1 byte when finding processor.

**Response:**

The FRU callouts are calculated at the time of the failure. See the error log for the actual replacement strategy.

---

**BCFF0A03**

**Explanation:**

A problem occurred during the IPL of the system.

**Response:**

The FRU callouts are calculated at the time of the failure. See the error log for the actual replacement strategy.

---

---

**BCFF0A04****Explanation:**

A problem occurred during the IPL of the system.

**Response:**

The FRU callouts are calculated at the time of the failure. See the error log for the actual replacement strategy.

---

**BCFF0A06****Explanation:**

A problem occurred during the IPL of the system.

**Response:**

The FRU callouts are calculated at the time of the failure. See the error log for the actual replacement strategy.

---

**BCFF0A08****Explanation:**

A problem occurred during the IPL of the system.

**Response:**

The FRU callouts are calculated at the time of the failure. See the error log for the actual replacement strategy.

---

**BCFF0A09****Explanation:**

A problem occurred during the IPL of the system.

**Response:**

The FRU callouts are calculated at the time of the failure. See the error log for the actual replacement strategy.

---

**BCFF0A0A****Explanation:**

A problem occurred during the IPL of the system.

**Response:**

The FRU callouts are calculated at the time of the failure. See the error log for the actual replacement strategy.

---

**BCFF0A0B****Explanation:**

A problem occurred during the IPL of the system.

**Response:**

The FRU callouts are calculated at the time of the failure. See the error log for the actual replacement strategy.

---

**BCFF0A0C****Explanation:**

A problem occurred during the IPL of the system.

**Response:**

The FRU callouts are calculated at the time of the failure. See the error log for the actual replacement strategy.

---

**BCFF0A0D****Explanation:**

A problem occurred during the IPL of the system.

**Response:**

The FRU callouts are calculated at the time of the failure. See the error log for the actual replacement strategy.

---

**BCFF0A0E****Explanation:**

A problem occurred during the IPL of the system.

**Response:**

The FRU callouts are calculated at the time of the failure. See the error log for the actual replacement strategy.

---

**BCFF0A0F****Explanation:**

FSI and MVPD do not agree.

**Response:**

The FRU callouts are calculated at the time of the failure. See the error log for the actual replacement strategy.

---

**BCFF0A10****Explanation:**

FSI and CVPD do not agree.

**Response:**

The FRU callouts are calculated at the time of the failure. See the error log for the actual replacement strategy.

---

**BCFF0A11****Explanation:**

A problem occurred during the IPL of the system.

**Response:**

The FRU callouts are calculated at the time of the failure. See the error log for the actual replacement strategy.

---

**BCFF0A12****Explanation:**

A problem occurred during the IPL of the system.

**Response:**

The FRU callouts are calculated at the time of the failure. See the error log for the actual replacement strategy.

---

**BCFF0B02****Explanation:**

A problem occurred during the IPL of the system. The eyecatch value observed in memory does not match the expected value and therefore the contents of the attribute sections are unable to be parsed.

**Response:**

The FRU callouts are calculated at the time of the failure. See the error log for the actual replacement strategy.

---

**BCFF0B03**

**Explanation:**

Kernel failed to block memory.

**Response:**

The FRU callouts are calculated at the time of the failure. See the error log for the actual replacement strategy.

---

**BCFF0B04**

**Explanation:**

Kernel failed to set permissions on virtual memory block.

**Response:**

The FRU callouts are calculated at the time of the failure. See the error log for the actual replacement strategy.

---

**BCFF0B05**

**Explanation:**

Attribute Resource Provider failed to handle request.

**Response:**

The FRU callouts are calculated at the time of the failure. See the error log for the actual replacement strategy.

---

**BCFF0B06**

**Explanation:**

FW error, unexpected Attribute section type.

**Response:**

The FRU callouts are calculated at the time of the failure. See the error log for the actual replacement strategy.

---

**BCFF0B07**

**Explanation:**

A problem occurred during the IPL of the system: Attributes were not fully synchronized between the host firmware and service processor.

**Response:**

The FRU callouts are calculated at the time of the failure. See the error log for the actual replacement strategy.

---

**BCFF0B08**

**Explanation:**

During processor/memory subsystem initialization, an error was encountered: The attribute synchronization code on the service processor side was unable to fulfill the sync to HostBoot request.

**Response:**

The FRU callouts are calculated at the time of the failure. See the error log for the actual replacement strategy.

---

**BCFF0B09**

**Explanation:**

During processor/memory subsystem initialization, an error was encountered: The attribute synchronization from the service processor failed.

**Response:**

The FRU callouts are calculated at the time of the failure. See the error log for the actual replacement strategy.

---

**BCFF0B0C**

**Explanation:**

During processor/memory subsystem initialization, an error was encountered: Targeting target's type not supported by runtime code.

**Response:**

The FRU callouts are calculated at the time of the failure. See the error log for the actual replacement strategy.

---

**BCFF0B0D**

**Explanation:**

Invalid configuration data in firmware Processor NOR flash.

**Response:**

The FRU callouts are calculated at the time of the failure. See the error log for the actual replacement strategy.

---

**BCFF0B0E**

**Explanation:**

Invalid configuration data in firmware Processor NOR flash.

**Response:**

The FRU callouts are calculated at the time of the failure. See the error log for the actual replacement strategy.

---

**BCFF0B0F**

**Explanation:**

During processor/memory subsystem initialization, an error was encountered: Failure applying given attribute override on given target.

**Response:**

The FRU callouts are calculated at the time of the failure. See the error log for the actual replacement strategy.

---

**BCFF0B10****Explanation:**

During processor/memory subsystem initialization, an error was encountered: Given target does not have given attribute to apply override.

**Response:**

The FRU callouts are calculated at the time of the failure. See the error log for the actual replacement strategy.

---

**BCFF0B11****Explanation:**

Invalid configuration data in firmware Processor NOR flash.

**Response:**

The FRU callouts are calculated at the time of the failure. See the error log for the actual replacement strategy.

---

**BCFF0B12****Explanation:**

Invalid configuration data in firmware Processor NOR flash.

**Response:**

The FRU callouts are calculated at the time of the failure. See the error log for the actual replacement strategy.

---

**BCFF0B13****Explanation:**

Kernel failed to block map memory.

**Response:**

The FRU callouts are calculated at the time of the failure. See the error log for the actual replacement strategy.

---

**BCFF0B15****Explanation:**

Kernel failed to unblock mapped memory.

**Response:**

The FRU callouts are calculated at the time of the failure. See the error log for the actual replacement strategy.

---

**BCFF0B16****Explanation:**

Unexpected internal firmware error.

**Response:**

The FRU callouts are calculated at the time of the failure. See the error log for the actual replacement strategy.

---

**BCFF0B17****Explanation:**

Unexpected internal firmware error.

**Response:**

The FRU callouts are calculated at the time of the failure. See the error log for the actual replacement strategy.

---

**BCFF0B18****Explanation:**

Internal firmware error preparing for concurrent code update.

**Response:**

The FRU callouts are calculated at the time of the failure. See the error log for the actual replacement strategy.

---

**BCFF0B19****Explanation:**

Unsupported override configuration data.

**Response:**

The FRU callouts are calculated at the time of the failure. See the error log for the actual replacement strategy.

---

**BCFF0B1A****Explanation:**

Unexpected boot firmware failure.

**Response:**

The FRU callouts are calculated at the time of the failure. See the error log for the actual replacement strategy.

---

**BCFF0B1B****Explanation:**

Tolerated boot firmware error occurred.

**Response:**

The FRU callouts are calculated at the time of the failure. See the error log for the actual replacement strategy.

---

**BCFF0B80****Explanation:**

During processor/memory subsystem initialization, an error was encountered: The caller passed an invalid node target to find the master proc handle.

**Response:**

The FRU callouts are calculated at the time of the failure. See the error log for the actual replacement strategy.

---

**BCFF0B81****Explanation:**

During processor/memory subsystem initialization, an error was encountered: The caller passed an invalid node target to find the master proc handle.

**Response:**

The FRU callouts are calculated at the time of the failure. See the error log for the actual replacement strategy.

---

**BCFF0B82**

**Explanation:**

Internal firmware error applying custom configuration settings.

**Response:**

The FRU callouts are calculated at the time of the failure. See the error log for the actual replacement strategy.

---

**BCFF0B83**

**Explanation:**

Firmware error doing code update.

**Response:**

The FRU callouts are calculated at the time of the failure. See the error log for the actual replacement strategy.

---

**BCFF0B84**

**Explanation:**

Firmware error doing code update.

**Response:**

The FRU callouts are calculated at the time of the failure. See the error log for the actual replacement strategy.

---

**BCFF0B85**

**Explanation:**

Firmware error doing code update.

**Response:**

The FRU callouts are calculated at the time of the failure. See the error log for the actual replacement strategy.

---

**BCFF0B86**

**Explanation:**

Firmware error doing code update.

**Response:**

The FRU callouts are calculated at the time of the failure. See the error log for the actual replacement strategy.

---

**BCFF0B87**

**Explanation:**

Firmware error doing code update.

**Response:**

The FRU callouts are calculated at the time of the failure. See the error log for the actual replacement strategy.

---

**BCFF0B88**

**Explanation:**

Firmware error doing code update.

**Response:**

The FRU callouts are calculated at the time of the failure. See the error log for the actual replacement strategy.

---

**BCFF0B89**

**Explanation:**

Attempted to perform an invalid attribute look up.

**Response:**

The FRU callouts are calculated at the time of the failure. See the error log for the actual replacement strategy.

---

**BCFF0B8A**

**Explanation:**

A problem occurred during the IPL of the system. Expected resource was not indicated to be present.

**Response:**

The FRU callouts are calculated at the time of the failure. See the error log for the actual replacement strategy.

---

**BCFF0B8B**

**Explanation:**

During processor/memory subsystem initialization, an error was encountered: Error: Failed to translate common association address to platform address.

**Response:**

The FRU callouts are calculated at the time of the failure. See the error log for the actual replacement strategy.

---

**BCFF0B8C**

**Explanation:**

During processor/memory subsystem initialization, an error was encountered: Error: No free association entry to set.

**Response:**

The FRU callouts are calculated at the time of the failure. See the error log for the actual replacement strategy.

---

**BCFF0C01**

**Explanation:**

During processor/memory subsystem initialization, an error was encountered: Attempt to deconfigure a target that is not deconfigurable or not present.

**Response:**



The FRU callouts are calculated at the time of the failure. See the error log for the actual replacement strategy.

---

**BCFF0C03****Explanation:**

During processor/memory subsystem initialization, an error was encountered: Invalid target encountered in processing of HW callout.

**Response:**

The FRU callouts are calculated at the time of the failure. See the error log for the actual replacement strategy.

---

**BCFF0C04****Explanation:**

During processor/memory subsystem initialization, an error was encountered: Insufficient hardware to continue.

**Response:**

The FRU callouts are calculated at the time of the failure. See the error log for the actual replacement strategy.

---

**BCFF0C05****Explanation:**

A problem occurred during the IPL of the system: No functional processor cores were found on the master processor.

**Response:**

The FRU callouts are calculated at the time of the failure. See the error log for the actual replacement strategy.

---

**BCFF0C06****Explanation:**

A problem occurred during the IPL of the system: Found no functional dimm cards.

**Response:**

The FRU callouts are calculated at the time of the failure. See the error log for the actual replacement strategy.

---

**BCFF0C07****Explanation:**

A problem occurred during the IPL of the system: No functional master processor was found on this node.

**Response:**

The FRU callouts are calculated at the time of the failure. See the error log for the actual replacement strategy.

---

**BCFF0C08****Explanation:**

A problem occurred during the IPL of the system: No functional nodes were found on the system.

**Response:**

The FRU callouts are calculated at the time of the failure. See the error log for the actual replacement strategy.

---

**BCFF0C09****Explanation:**

A problem occurred during the IPL of the system: Found no functional dimm cards.

**Response:**

The FRU callouts are calculated at the time of the failure. See the error log for the actual replacement strategy.

---

**BCFF0C0A****Explanation:**

A previously discovered hardware issue is being ignored to allow the system to boot.

**Response:**

The FRU callouts are calculated at the time of the failure. See the error log for the actual replacement strategy.

---

**BCFF0C0B****Explanation:**

A problem occurred during the IPL of the system: A critical resource was found to be deconfigured.

**Response:**

The FRU callouts are calculated at the time of the failure. See the error log for the actual replacement strategy.

---

**BCFF0C0C****Explanation:**

A problem occurred during the IPL of the system: Found no functional dimm cards.

**Response:**

The FRU callouts are calculated at the time of the failure. See the error log for the actual replacement strategy.

---

**BCFF0C0E****Explanation:**

Insufficient hardware to continue IPL.

**Response:**

The FRU callouts are calculated at the time of the failure. See the error log for the actual replacement strategy.

---

**BCFF0C0F****Explanation:**

Incompatible Processor Chip Levels.

**Response:**

The FRU callouts are calculated at the time of the failure. See the error log for the actual replacement strategy.

---

**BCFF0C10****Explanation:**

Incompatible Processor Chip Levels.

**Response:**

The FRU callouts are calculated at the time of the failure. See the error log for the actual replacement strategy.

---

**BCFF0C11****Explanation:**

Host firmware encountered an internal error.

**Response:**

The FRU callouts are calculated at the time of the failure. See the error log for the actual replacement strategy.

---

**BCFF0C12****Explanation:**

Host firmware encountered an internal error.

**Response:**

The FRU callouts are calculated at the time of the failure. See the error log for the actual replacement strategy.

---

**BCFF0C13****Explanation:**

Host Firmware encountered an internal error.

**Response:**

The FRU callouts are calculated at the time of the failure. See the error log for the actual replacement strategy.

---

**BCFF0C14****Explanation:**

A problem occurred during the IPL of the system:  
Found too many obus links.

**Response:**

The FRU callouts are calculated at the time of the failure. See the error log for the actual replacement strategy.

---

**BCFF0C15****Explanation:**

A problem occurred during the IPL of the system: No memory found.

**Response:**

The FRU callouts are calculated at the time of the failure. See the error log for the actual replacement strategy.

---

**BCFF0C16****Explanation:**

A problem occurred during IPL of the system: Internal Firmware Error.

**Response:**

The FRU callouts are calculated at the time of the failure. See the error log for the actual replacement strategy.

---

**BCFF0C19****Explanation:**

A problem occurred during IPL of the system: Internal Firmware Error.

**Response:**

The FRU callouts are calculated at the time of the failure. See the error log for the actual replacement strategy.

---

**BCFF0C1A****Explanation:**

An issue occurred during IPL of the system: Internal Firmware Error.

**Response:**

The FRU callouts are calculated at the time of the failure. See the error log for the actual replacement strategy.

---

**BCFF0C1B****Explanation:**

Incompatible Processor Chip Levels.

**Response:**

The FRU callouts are calculated at the time of the failure. See the error log for the actual replacement strategy.

---

**BCFF0C1C****Explanation:**

Incompatible Processor Chip Levels.

**Response:**

The FRU callouts are calculated at the time of the failure. See the error log for the actual replacement strategy.

---

**BCFF0C1D****Explanation:**

Incompatible Processor Chip Levels.

**Response:**

The FRU callouts are calculated at the time of the failure. See the error log for the actual replacement strategy.

---

**BCFF0C81****Explanation:**

A problem occurred during the IPL of the system. Attempt to create a deconfiguration record for a target that is not deconfigurable or not present.

**Response:**

The FRU callouts are calculated at the time of the failure. See the error log for the actual replacement strategy.

---

**BCFF0C82**

**Explanation:**

A problem occurred during the IPL of the system. Attempt to create a deconfiguration record for a target, but the deconfiguration repository is full.

**Response:**

The FRU callouts are calculated at the time of the failure. See the error log for the actual replacement strategy.

---

**BCFF0C83**

**Explanation:**

Invalid chipid from hardware (all FFs).

**Response:**

The FRU callouts are calculated at the time of the failure. See the error log for the actual replacement strategy.

---

**BCFF0C84**

**Explanation:**

Invalid Lx keyword.

**Response:**

The FRU callouts are calculated at the time of the failure. See the error log for the actual replacement strategy.

---

**BCFF0C85**

**Explanation:**

Bad MCA target.

**Response:**

The FRU callouts are calculated at the time of the failure. See the error log for the actual replacement strategy.

---

**BCFF0C86**

**Explanation:**

During processor/memory subsystem initialization, an error was encountered: Post de-configuration of target failed.

**Response:**

The FRU callouts are calculated at the time of the failure. See the error log for the actual replacement strategy.

---

**BCFF0C87**

**Explanation:**

During processor/memory subsystem initialization, an error was encountered: Post de-configuration of target failed.

**Response:**

The FRU callouts are calculated at the time of the failure. See the error log for the actual replacement strategy.

---

**BCFF0C88**

**Explanation:**

Insufficient DIMM resources.

**Response:**

The FRU callouts are calculated at the time of the failure. See the error log for the actual replacement strategy.

---

**BCFF0D01**

**Explanation:**

A problem occurred during the IPL of the system: Error returned from SCOM engine after write.

**Response:**

The FRU callouts are calculated at the time of the failure. See the error log for the actual replacement strategy.

---

**BCFF0D02**

**Explanation:**

A problem occurred during the IPL of the system: Error returned from SCOM engine after read.

**Response:**

The FRU callouts are calculated at the time of the failure. See the error log for the actual replacement strategy.

---

**BCFF0D03**

**Explanation:**

During processor/memory subsystem initialization, an error was encountered: Multi-SCOM read did not return correct SCOMs.

**Response:**

The FRU callouts are calculated at the time of the failure. See the error log for the actual replacement strategy.

---

**BCFF0D04**

**Explanation:**

A problem occurred during the IPL of the system: Invalid address on a SCOM operation.

**Response:**

The FRU callouts are calculated at the time of the failure. See the error log for the actual replacement strategy.

---

**BCFF0D05**

**Explanation:**

A problem occurred during the IPL of the system:  
Unsupported SCOM operation type.

**Response:**

The FRU callouts are calculated at the time of the failure. See the error log for the actual replacement strategy.

---

**BCFF0D06**

**Explanation:**

During processor/memory subsystem initialization, an error was encountered: Hypervisor firmware request interface not linked.

**Response:**

The FRU callouts are calculated at the time of the failure. See the error log for the actual replacement strategy.

---

**BCFF0D07**

**Explanation:**

During processor/memory subsystem initialization, an error was encountered: Unable to allocate firmware request messages.

**Response:**

The FRU callouts are calculated at the time of the failure. See the error log for the actual replacement strategy.

---

**BCFF0E01**

**Explanation:**

During processor/memory subsystem initialization, an error was encountered: Invalid operation type.

**Response:**

The FRU callouts are calculated at the time of the failure. See the error log for the actual replacement strategy.

---

**BCFF0E02**

**Explanation:**

A problem was detected during the IPL of the system:  
Device type not supported.

**Response:**

The FRU callouts are calculated at the time of the failure. See the error log for the actual replacement strategy.

---

**BCFF0E03**

**Explanation:**

During processor/memory subsystem initialization, an error was encountered: EEPROM attribute was not found.

**Response:**

The FRU callouts are calculated at the time of the failure. See the error log for the actual replacement strategy.

---

**BCFF0E04**

**Explanation:**

During processor/memory subsystem initialization, an error was encountered: Invalid EEPROM chip to access.

**Response:**

The FRU callouts are calculated at the time of the failure. See the error log for the actual replacement strategy.

---

**BCFF0E05**

**Explanation:**

During processor/memory subsystem initialization, an error was encountered: I2C master entity path doesn't exist.

**Response:**

The FRU callouts are calculated at the time of the failure. See the error log for the actual replacement strategy.

---

**BCFF0E06**

**Explanation:**

During processor/memory subsystem initialization, an error was encountered: I2C master path target is null.

**Response:**

The FRU callouts are calculated at the time of the failure. See the error log for the actual replacement strategy.

---

**BCFF0E07**

**Explanation:**

During processor/memory subsystem initialization, an error was encountered: Invalid address offset size.

**Response:**

The FRU callouts are calculated at the time of the failure. See the error log for the actual replacement strategy.

---

**BCFF0E08**

**Explanation:**

A problem occurred during the IPL of the system: I2C buffer offset is too large.

**Response:**

The FRU callouts are calculated at the time of the failure. See the error log for the actual replacement strategy.

---

**BCFF0E09**

**Explanation:**

During processor/memory subsystem initialization, an error was encountered: I2C write page size is zero.

**Response:**

The FRU callouts are calculated at the time of the failure. See the error log for the actual replacement strategy.

---

**BCFF0E0A****Explanation:**

During processor/memory subsystem initialization, an error was encountered: cacheEeprom mm\_remove\_pages FLUSH failed.

**Response:**

The FRU callouts are calculated at the time of the failure. See the error log for the actual replacement strategy.

---

**BCFF0E0B****Explanation:**

During processor/memory subsystem initialization, an error was encountered: cacheEeprom mm\_remove\_pages FLUSH failed.

**Response:**

The FRU callouts are calculated at the time of the failure. See the error log for the actual replacement strategy.

---

**BCFF0E0C****Explanation:**

During processor/memory subsystem initialization, an error was encountered: buildEepromRecordHeader invalid mux target.

**Response:**

The FRU callouts are calculated at the time of the failure. See the error log for the actual replacement strategy.

---

**BCFF0E0D****Explanation:**

Soft error in Firmware.

**Response:**

The FRU callouts are calculated at the time of the failure. See the error log for the actual replacement strategy.

---

**BCFF0E0E****Explanation:**

Firmware detected new part and is restarting.

**Response:**

The FRU callouts are calculated at the time of the failure. See the error log for the actual replacement strategy.

---

**BCFF0F01****Explanation:**

During processor/memory subsystem initialization, an error was encountered: Interrupt type already registered.

**Response:**

The FRU callouts are calculated at the time of the failure. See the error log for the actual replacement strategy.

---

**BCFF0F02****Explanation:**

During processor/memory subsystem initialization, an error was encountered: Interrupt resource provider not initialized yet.

**Response:**

The FRU callouts are calculated at the time of the failure. See the error log for the actual replacement strategy.

---

**BCFF0F03****Explanation:**

During processor/memory subsystem initialization, an error was encountered: Interrupt resource provider not initialized yet.

**Response:**

The FRU callouts are calculated at the time of the failure. See the error log for the actual replacement strategy.

---

**BCFF0F07****Explanation:**

During processor/memory subsystem initialization, an error was encountered: Error mapping in memory.

**Response:**

The FRU callouts are calculated at the time of the failure. See the error log for the actual replacement strategy.

---

**BCFF0F08****Explanation:**

During processor/memory subsystem initialization, an error was encountered: Unexpected RC from issuing PSIH B EOI store.

**Response:**

The FRU callouts are calculated at the time of the failure. See the error log for the actual replacement strategy.

---

**BCFF0F09****Explanation:**

During processor/memory subsystem initialization, an error was encountered: Error unmasking interrupt source.

**Response:**

The FRU callouts are calculated at the time of the failure. See the error log for the actual replacement strategy.

---

**BCFF0F0C**

**Explanation:**

During processor/memory subsystem initialization, an error was encountered: Error encountered sending coalesce message to INTRP.

**Response:**

The FRU callouts are calculated at the time of the failure. See the error log for the actual replacement strategy.

---

**BCFF0F0D****Explanation:**

During processor/memory subsystem initialization, an error was encountered: Error encountered routing IPC message.

**Response:**

The FRU callouts are calculated at the time of the failure. See the error log for the actual replacement strategy.

---

**BCFF0F0E****Explanation:**

Error handling processor interrupts.

**Response:**

The FRU callouts are calculated at the time of the failure. See the error log for the actual replacement strategy.

---

**BCFF1001****Explanation:**

Service Processor Firmware couldn't detect any functional master processor required to boot the host.

**Response:**

The FRU callouts are calculated at the time of the failure. See the error log for the actual replacement strategy.

---

**BCFF1002****Explanation:**

During processor/memory subsystem initialization, an error was encountered: MDMT could not find a functional node.

**Response:**

The FRU callouts are calculated at the time of the failure. See the error log for the actual replacement strategy.

---

**BCFF1003****Explanation:**

Host failed to boot because there was a problem configuring Time Of Day on the Host processors.

**Response:**

The FRU callouts are calculated at the time of the failure. See the error log for the actual replacement strategy.

---

**BCFF1005****Explanation:**

Service Processor Firmware encountered an internal error.

**Response:**

The FRU callouts are calculated at the time of the failure. See the error log for the actual replacement strategy.

---

**BCFF1006****Explanation:**

During processor/memory subsystem initialization, an error was encountered: Error: Unsupported bus port was detected for the specified bus type. Possible Causes: Invalid bus configuration in targeting, or getBusPort method has not been updated to support all the possible port for a bus on a given system type. Resolution: Development team should be contacted.

**Response:**

The FRU callouts are calculated at the time of the failure. See the error log for the actual replacement strategy.

---

**BCFF1007****Explanation:**

Host failed to boot because there was a problem configuring Time Of Day on the Host processors.

**Response:**

The FRU callouts are calculated at the time of the failure. See the error log for the actual replacement strategy.

---

**BCFF1008****Explanation:**

Host failed to boot because there was a problem configuring Time Of Day on the Host processors.

**Response:**

The FRU callouts are calculated at the time of the failure. See the error log for the actual replacement strategy.

---

**BCFF1009****Explanation:**

Service Processor Firmware encountered an internal error.

**Response:**

The FRU callouts are calculated at the time of the failure. See the error log for the actual replacement strategy.

---

**BCFF100C****Explanation:**

Service Processor Firmware encountered an internal error.

**Response:**

The FRU callouts are calculated at the time of the failure. See the error log for the actual replacement strategy.

---

**BCFF100D****Explanation:**

Host failed to boot because there was a problem configuring Time Of Day on the Host processors.

**Response:**

The FRU callouts are calculated at the time of the failure. See the error log for the actual replacement strategy.

---

**BCFF1011****Explanation:**

Service Processor Firmware encountered an internal error.

**Response:**

The FRU callouts are calculated at the time of the failure. See the error log for the actual replacement strategy.

---

**BCFF1012****Explanation:**

Host Processor Firmware couldn't detect any functional master processor required to boot the host.

**Response:**

The FRU callouts are calculated at the time of the failure. See the error log for the actual replacement strategy.

---

**BCFF1013****Explanation:**

Host failed to boot because there was a problem configuring Time Of Day on the Host processors.

**Response:**

The FRU callouts are calculated at the time of the failure. See the error log for the actual replacement strategy.

---

**BCFF1014****Explanation:**

Service Processor Firmware encountered an internal error.

**Response:**

The FRU callouts are calculated at the time of the failure. See the error log for the actual replacement strategy.

---

**BCFF1015****Explanation:**

There was a problem in configuring Time Of Day on the Host processor.

**Response:**

The FRU callouts are calculated at the time of the failure. See the error log for the actual replacement strategy.

---

**BCFF1017****Explanation:**

Service Processor Firmware encountered an internal error.

**Response:**

The FRU callouts are calculated at the time of the failure. See the error log for the actual replacement strategy.

---

**BCFF1019****Explanation:**

Service Processor Firmware encountered an internal error.

**Response:**

The FRU callouts are calculated at the time of the failure. See the error log for the actual replacement strategy.

---

**BCFF101A****Explanation:**

An internal error occurred. This will force the Time of Day function to run with complete redundancy.

**Response:**

The FRU callouts are calculated at the time of the failure. See the error log for the actual replacement strategy.

---

**BCFF1101****Explanation:**

A problem occurred during the IPL of the system.

**Response:**

The FRU callouts are calculated at the time of the failure. See the error log for the actual replacement strategy.

---

**BCFF1102****Explanation:**

During processor/memory subsystem initialization, an error was encountered: Message from service processor. Message type is not within a valid range. Message dropped.

**Response:**

The FRU callouts are calculated at the time of the failure. See the error log for the actual replacement strategy.

---

**BCFF1104****Explanation:**

A problem occurred during the IPL of the system.

**Response:**

The FRU callouts are calculated at the time of the failure. See the error log for the actual replacement strategy.

---

**BCFF1105****Explanation:**

During processor/memory subsystem initialization, an error was encountered: Message from service processor. An invalid message queue ID or message type was sent to the service processor.

**Response:**

The FRU callouts are calculated at the time of the failure. See the error log for the actual replacement strategy.

---

**BCFF1107****Explanation:**

During processor/memory subsystem initialization, an error was encountered: Message queue already registered with mailbox using a different queue.

**Response:**

The FRU callouts are calculated at the time of the failure. See the error log for the actual replacement strategy.

---

**BCFF1109****Explanation:**

During processor/memory subsystem initialization, an error was encountered: Retry failed. Bad status indicated in PIB status reg.

**Response:**

The FRU callouts are calculated at the time of the failure. See the error log for the actual replacement strategy.

---

**BCFF110A****Explanation:**

During processor/memory subsystem initialization, an error was encountered: Mailbox Data Write attempted before ACK.

**Response:**

The FRU callouts are calculated at the time of the failure. See the error log for the actual replacement strategy.

---

**BCFF110B****Explanation:**

During processor/memory subsystem initialization, an error was encountered: Mailbox Hardware detected parity error.

**Response:**

The FRU callouts are calculated at the time of the failure. See the error log for the actual replacement strategy.

---

**BCFF110C****Explanation:**

During processor/memory subsystem initialization, an error was encountered: Invalid message type sent to mailbox msgQ.

**Response:**

The FRU callouts are calculated at the time of the failure. See the error log for the actual replacement strategy.

---

**BCFF110D****Explanation:**

During processor/memory subsystem initialization, an error was encountered: Host boot mailbox service is not available at this time.

**Response:**

The FRU callouts are calculated at the time of the failure. See the error log for the actual replacement strategy.

---

**BCFF110E****Explanation:**

During processor/memory subsystem initialization, an error was encountered: Failed to allocate a DMA buffer. Message dropped.

**Response:**

The FRU callouts are calculated at the time of the failure. See the error log for the actual replacement strategy.

---

**BCFF110F****Explanation:**

During processor/memory subsystem initialization, an error was encountered: Could not register mailbox message queue.

**Response:**

The FRU callouts are calculated at the time of the failure. See the error log for the actual replacement strategy.

---

**BCFF1110****Explanation:**

During processor/memory subsystem initialization, an error was encountered: Mailbox is disabled, message dropped.

**Response:**

The FRU callouts are calculated at the time of the failure. See the error log for the actual replacement strategy.

---

**BCFF1111****Explanation:**

During processor/memory subsystem initialization, an error was encountered: An invalid node was specified.

**Response:**



The FRU callouts are calculated at the time of the failure. See the error log for the actual replacement strategy.

---

**BCFF1112****Explanation:**

During processor/memory subsystem initialization, an error was encountered: Invalid msg or msg queue.

**Response:**

The FRU callouts are calculated at the time of the failure. See the error log for the actual replacement strategy.

---

**BCFF1113****Explanation:**

During processor/memory subsystem initialization, an error was encountered: IPC Message data corrupted.

**Response:**

The FRU callouts are calculated at the time of the failure. See the error log for the actual replacement strategy.

---

**BCFF1202****Explanation:**

During processor/memory subsystem initialization, an error was encountered: Invalid address and size returned from HDAT.

**Response:**

The FRU callouts are calculated at the time of the failure. See the error log for the actual replacement strategy.

---

**BCFF1204****Explanation:**

During processor/memory subsystem initialization, an error was encountered: Cannot unmap the source table section.

**Response:**

The FRU callouts are calculated at the time of the failure. See the error log for the actual replacement strategy.

---

**BCFF1205****Explanation:**

During processor/memory subsystem initialization, an error was encountered: Cannot unmap the source table section.

**Response:**

The FRU callouts are calculated at the time of the failure. See the error log for the actual replacement strategy.

---

**BCFF1207****Explanation:**

During processor/memory subsystem initialization, an error was encountered: MDRT table is not big enough to hold all entries.

**Response:**

The FRU callouts are calculated at the time of the failure. See the error log for the actual replacement strategy.

---

**BCFF1209****Explanation:**

During processor/memory subsystem initialization, an error was encountered: MDDT table is not big enough to hold all src entries.

**Response:**

The FRU callouts are calculated at the time of the failure. See the error log for the actual replacement strategy.

---

**BCFF120A****Explanation:**

During processor/memory subsystem initialization, an error was encountered: MDDT table is not big enough to hold all src entries.

**Response:**

The FRU callouts are calculated at the time of the failure. See the error log for the actual replacement strategy.

---

**BCFF120B****Explanation:**

During processor/memory subsystem initialization, an error was encountered: MDST table entry with page aligned is greater than 32GB.

**Response:**

The FRU callouts are calculated at the time of the failure. See the error log for the actual replacement strategy.

---

**BCFF120C****Explanation:**

During processor/memory subsystem initialization, an error was encountered: MDDT table entry with page aligned is greater than 32GB.

**Response:**

The FRU callouts are calculated at the time of the failure. See the error log for the actual replacement strategy.

---

**BCFF1301****Explanation:**

During processor/memory subsystem initialization, an error was encountered: Unexpected data from LPC-UART interface.

**Response:**

The FRU callouts are calculated at the time of the failure. See the error log for the actual replacement strategy.

---

**BCFF1302****Explanation:**

During processor/memory subsystem initialization, an error was encountered: Timeout from LPC-UART interface.

**Response:**

The FRU callouts are calculated at the time of the failure. See the error log for the actual replacement strategy.

---

**BCFF1401****Explanation:**

During processor/memory subsystem initialization, an error was encountered: A maint command HW timed out.

**Response:**

The FRU callouts are calculated at the time of the failure. See the error log for the actual replacement strategy.

---

**BCFF1402****Explanation:**

During processor/memory subsystem initialization, an error was encountered: A maint command SW timed out.

**Response:**

The FRU callouts are calculated at the time of the failure. See the error log for the actual replacement strategy.

---

**BCFF1403****Explanation:**

Task handling mainstore init crashed.

**Response:**

The FRU callouts are calculated at the time of the failure. See the error log for the actual replacement strategy.

---

**BCFF1602****Explanation:**

During processor/memory subsystem initialization, an error was encountered: Bad memory pointer received.

**Response:**

The FRU callouts are calculated at the time of the failure. See the error log for the actual replacement strategy.

---

**BCFF1603****Explanation:**

During processor/memory subsystem initialization, an error was encountered: End of file reached.

**Response:**

The FRU callouts are calculated at the time of the failure. See the error log for the actual replacement strategy.

---

**BCFF1604****Explanation:**

During processor/memory subsystem initialization, an error was encountered: The LID transfer code on the service processor side was unable to fulfill the LID GET\_INFO request.

**Response:**

The FRU callouts are calculated at the time of the failure. See the error log for the actual replacement strategy.

---

**BCFF1605****Explanation:**

During processor/memory subsystem initialization, an error was encountered: DMA message contains data for wrong LID.

**Response:**

The FRU callouts are calculated at the time of the failure. See the error log for the actual replacement strategy.

---

**BCFF1606****Explanation:**

Firmware Error.

**Response:**

The FRU callouts are calculated at the time of the failure. See the error log for the actual replacement strategy.

---

**BCFF1607****Explanation:**

During processor/memory subsystem initialization, an error was encountered: Invalid Message type received from service processor when transferring LID pages.

**Response:**

The FRU callouts are calculated at the time of the failure. See the error log for the actual replacement strategy.

---

**BCFF1608****Explanation:**

During processor/memory subsystem initialization, an error was encountered: Insufficient space provided for LID by calling function.

**Response:**

The FRU callouts are calculated at the time of the failure. See the error log for the actual replacement strategy.

---

**BCFF1609**

**Explanation:**

During processor/memory subsystem initialization, an error was encountered: Unable to unload LID via host interface.

**Response:**

The FRU callouts are calculated at the time of the failure. See the error log for the actual replacement strategy.

---

**BCFF160A****Explanation:**

During processor/memory subsystem initialization, an error was encountered: Unable to find Lid.

**Response:**

The FRU callouts are calculated at the time of the failure. See the error log for the actual replacement strategy.

---

**BCFF160B****Explanation:**

Firmware error during boot.

**Response:**

The FRU callouts are calculated at the time of the failure. See the error log for the actual replacement strategy.

---

**BCFF160C****Explanation:**

A problem occurred during the IPL of the system.

**Response:**

The FRU callouts are calculated at the time of the failure. See the error log for the actual replacement strategy.

---

**BCFF160D****Explanation:**

A problem occurred during the IPL of the system.

**Response:**

The FRU callouts are calculated at the time of the failure. See the error log for the actual replacement strategy.

---

**BCFF160E****Explanation:**

A problem occurred during the IPL of the system.

**Response:**

The FRU callouts are calculated at the time of the failure. See the error log for the actual replacement strategy.

---

**BCFF160F****Explanation:**

A problem occurred during the IPL of the system.

**Response:**

The FRU callouts are calculated at the time of the failure. See the error log for the actual replacement strategy.

---

**BCFF1610****Explanation:**

A problem occurred during the IPL of the system.

**Response:**

The FRU callouts are calculated at the time of the failure. See the error log for the actual replacement strategy.

---

**BCFF1611****Explanation:**

A problem occurred during the IPL of the system.

**Response:**

The FRU callouts are calculated at the time of the failure. See the error log for the actual replacement strategy.

---

**BCFF1612****Explanation:**

A problem occurred during the IPL of the system.

**Response:**

The FRU callouts are calculated at the time of the failure. See the error log for the actual replacement strategy.

---

**BCFF1613****Explanation:**

A problem occurred during the IPL of the system.

**Response:**

The FRU callouts are calculated at the time of the failure. See the error log for the actual replacement strategy.

---

**BCFF1615****Explanation:**

A problem occurred during the IPL of the system.

**Response:**

The FRU callouts are calculated at the time of the failure. See the error log for the actual replacement strategy.

---

**BCFF1616****Explanation:**

Firmware Error.

**Response:**

The FRU callouts are calculated at the time of the failure. See the error log for the actual replacement strategy.

---

**BCFF1617****Explanation:**

Firmware Error.

**Response:**

The FRU callouts are calculated at the time of the failure. See the error log for the actual replacement strategy.

---

**BCFF1618****Explanation:**

Firmware Error.

**Response:**

The FRU callouts are calculated at the time of the failure. See the error log for the actual replacement strategy.

---

**BCFF161A****Explanation:**

Firmware Error.

**Response:**

The FRU callouts are calculated at the time of the failure. See the error log for the actual replacement strategy.

---

**BCFF161B****Explanation:**

Firmware Error.

**Response:**

The FRU callouts are calculated at the time of the failure. See the error log for the actual replacement strategy.

---

**BCFF161C****Explanation:**

Firmware encountered an internal error.

**Response:**

The FRU callouts are calculated at the time of the failure. See the error log for the actual replacement strategy.

---

**BCFF161D****Explanation:**

Firmware load error.

**Response:**

The FRU callouts are calculated at the time of the failure. See the error log for the actual replacement strategy.

---

**BCFF1700****Explanation:**

During processor/memory subsystem initialization, an error was encountered: Request given to load payload into mirrored memory, but no mirrored memory exists at that location.

**Response:**

The FRU callouts are calculated at the time of the failure. See the error log for the actual replacement strategy.

---

**BCFF1701****Explanation:**

During processor/memory subsystem initialization, an error was encountered: Failure extending memory to after exiting cache contained mode.

**Response:**

The FRU callouts are calculated at the time of the failure. See the error log for the actual replacement strategy.

---

**BCFF1703****Explanation:**

During processor/memory subsystem initialization, an error was encountered: IStep failed, see other log(s) with the same PLID for reason.

**Response:**

The FRU callouts are calculated at the time of the failure. See the error log for the actual replacement strategy.

---

**BCFF1704****Explanation:**

A problem occurred during the IPL of the system.

**Response:**

The FRU callouts are calculated at the time of the failure. See the error log for the actual replacement strategy.

---

**BCFF1705****Explanation:**

During processor/memory subsystem initialization, an error was encountered: Kernel returned error when trying to activate core.

**Response:**

The FRU callouts are calculated at the time of the failure. See the error log for the actual replacement strategy.

---

**BCFF1706****Explanation:**

During processor/memory subsystem initialization, an error was encountered: cpu\_master\_winkle returned an error.

**Response:**

The FRU callouts are calculated at the time of the failure. See the error log for the actual replacement strategy.

---

**BCFF1707****Explanation:**

A problem occurred during the IPL of the system.

**Response:**

The FRU callouts are calculated at the time of the failure. See the error log for the actual replacement strategy.

---

**BCFF170A****Explanation:**

A problem occurred during the IPL of the system.

**Response:**

The FRU callouts are calculated at the time of the failure. See the error log for the actual replacement strategy.

---

**BCFF170C****Explanation:**

Platform generated error. See User Data.

**Response:**

The FRU callouts are calculated at the time of the failure. See the error log for the actual replacement strategy.

---

**BCFF170D****Explanation:**

A problem isolated to firmware or firmware customization occurred during the IPL of the system.

**Response:**

The FRU callouts are calculated at the time of the failure. See the error log for the actual replacement strategy.

---

**BCFF170E****Explanation:**

A problem isolated to firmware or firmware customization occurred during the IPL of the system.

**Response:**

The FRU callouts are calculated at the time of the failure. See the error log for the actual replacement strategy.

---

**BCFF1711****Explanation:**

Platform generated error. See User Data.

**Response:**

The FRU callouts are calculated at the time of the failure. See the error log for the actual replacement strategy.

---

**BCFF1712****Explanation:**

Platform generated error.

**Response:**

The FRU callouts are calculated at the time of the failure. See the error log for the actual replacement strategy.

---

**BCFF1713****Explanation:**

Platform generated error. See User Data.

**Response:**

The FRU callouts are calculated at the time of the failure. See the error log for the actual replacement strategy.

---

**BCFF1714****Explanation:**

A problem occurred during the IPL of the system.

**Response:**

The FRU callouts are calculated at the time of the failure. See the error log for the actual replacement strategy.

---

**BCFF1715****Explanation:**

A problem occurred during the IPL of the system.

**Response:**

The FRU callouts are calculated at the time of the failure. See the error log for the actual replacement strategy.

---

**BCFF1716****Explanation:**

A problem occurred during the IPL of the system.

**Response:**

The FRU callouts are calculated at the time of the failure. See the error log for the actual replacement strategy.

---

**BCFF171A****Explanation:**

A problem occurred during the IPL of the system.

**Response:**

The FRU callouts are calculated at the time of the failure. See the error log for the actual replacement strategy.

---

**BCFF171B****Explanation:**

Incompatible processor modules installed between drawers.

**Response:**

The FRU callouts are calculated at the time of the failure. See the error log for the actual replacement strategy.

---

**BCFF171C****Explanation:**

A problem occurred during the IPL of the system.

**Response:**

The FRU callouts are calculated at the time of the failure. See the error log for the actual replacement strategy.

---

**BCFF171D****Explanation:**

Platform security problem detected.

**Response:**

The FRU callouts are calculated at the time of the failure. See the error log for the actual replacement strategy.

---

**BCFF171E****Explanation:**

During processor/memory subsystem initialization, an error was encountered: There is no functional memory.

**Response:**

The FRU callouts are calculated at the time of the failure. See the error log for the actual replacement strategy.

---

**BCFF171F****Explanation:**

A problem occurred during the IPL of the system.

**Response:**

The FRU callouts are calculated at the time of the failure. See the error log for the actual replacement strategy.

---

**BCFF1720****Explanation:**

Incompatible processor modules installed between drawers.

**Response:**

The FRU callouts are calculated at the time of the failure. See the error log for the actual replacement strategy.

---

**BCFF1721****Explanation:**

Platform security problem detected.

**Response:**

The FRU callouts are calculated at the time of the failure. See the error log for the actual replacement strategy.

---

**BCFF1722****Explanation:**

Platform security problem detected.

**Response:**

The FRU callouts are calculated at the time of the failure. See the error log for the actual replacement strategy.

---

**BCFF1723****Explanation:**

Platform security problem detected.

**Response:**

The FRU callouts are calculated at the time of the failure. See the error log for the actual replacement strategy.

---

**BCFF1724****Explanation:**

Platform security problem detected.

**Response:**

The FRU callouts are calculated at the time of the failure. See the error log for the actual replacement strategy.

---

**BCFF1725****Explanation:**

Platform security problem detected.

**Response:**

The FRU callouts are calculated at the time of the failure. See the error log for the actual replacement strategy.

---

**BCFF1726****Explanation:**

Platform security problem detected.

**Response:**

The FRU callouts are calculated at the time of the failure. See the error log for the actual replacement strategy.

---

**BCFF1727****Explanation:**

Platform security problem detected.

**Response:**

The FRU callouts are calculated at the time of the failure. See the error log for the actual replacement strategy.

---

**BCFF1728****Explanation:**

Platform security problem detected.

**Response:**

The FRU callouts are calculated at the time of the failure. See the error log for the actual replacement strategy.

---

**BCFF1729****Explanation:**

Host firmware did not find enough hardware to continue the boot.

**Response:**

The FRU callouts are calculated at the time of the failure. See the error log for the actual replacement strategy.

---

**BCFF1732****Explanation:**

Illegal action during boot.

**Response:**

The FRU callouts are calculated at the time of the failure. See the error log for the actual replacement strategy.

---

**BCFF1735****Explanation:**

A problem occurred during the IPL of the system.

**Response:**

The FRU callouts are calculated at the time of the failure. See the error log for the actual replacement strategy.

---

**BCFF1736****Explanation:**

A problem occurred during the IPL of the system.

**Response:**

The FRU callouts are calculated at the time of the failure. See the error log for the actual replacement strategy.

---

**BCFF1737****Explanation:**

A problem occurred during the IPL of the system.

**Response:**

The FRU callouts are calculated at the time of the failure. See the error log for the actual replacement strategy.

---

**BCFF1738****Explanation:**

Processor Error.

**Response:**

The FRU callouts are calculated at the time of the failure. See the error log for the actual replacement strategy.

---

**BCFF1739****Explanation:**

A problem occurred during the IPL of the system and the system will reboot.

**Response:**

The FRU callouts are calculated at the time of the failure. See the error log for the actual replacement strategy.

---

**BCFF173A****Explanation:**

A problem occurred during the IPL of the system.

**Response:**

The FRU callouts are calculated at the time of the failure. See the error log for the actual replacement strategy.

---

**BCFF1740****Explanation:**

During processor/memory subsystem initialization, an error was encountered: messages from other nodes have not returned in time.

**Response:**

The FRU callouts are calculated at the time of the failure. See the error log for the actual replacement strategy.

---

**BCFF1741****Explanation:**

During processor/memory subsystem initialization, an error was encountered: Freq attribute DATA timer thread failed.

**Response:**

The FRU callouts are calculated at the time of the failure. See the error log for the actual replacement strategy.

---

**BCFF1742****Explanation:**

Incompatible processor modules installed between drawers.

**Response:**

The FRU callouts are calculated at the time of the failure. See the error log for the actual replacement strategy.

---

**BCFF1743****Explanation:**

Incompatible processor modules installed between drawers.

**Response:**

The FRU callouts are calculated at the time of the failure. See the error log for the actual replacement strategy.

---

**BCFF1744****Explanation:**

Incompatible processor modules installed between drawers.

**Response:**

The FRU callouts are calculated at the time of the failure. See the error log for the actual replacement strategy.

---

**BCFF1745****Explanation:**

Incompatible processor modules installed between drawers.

**Response:**

The FRU callouts are calculated at the time of the failure. See the error log for the actual replacement strategy.

---

**BCFF1746**

**Explanation:**

Incompatible processor modules installed between drawers.

**Response:**

The FRU callouts are calculated at the time of the failure. See the error log for the actual replacement strategy.

---

**BCFF1747**

**Explanation:**

Host firmware did not find valid hardware to continue the boot.

**Response:**

The FRU callouts are calculated at the time of the failure. See the error log for the actual replacement strategy.

---

**BCFF1748**

**Explanation:**

Platform security problem detected.

**Response:**

The FRU callouts are calculated at the time of the failure. See the error log for the actual replacement strategy.

---

**BCFF1749**

**Explanation:**

Platform security problem detected.

**Response:**

The FRU callouts are calculated at the time of the failure. See the error log for the actual replacement strategy.

---

**BCFF174A**

**Explanation:**

There was an error training the SMP cables.

**Response:**

The FRU callouts are calculated at the time of the failure. See the error log for the actual replacement strategy.

---

**BCFF174C**

**Explanation:**

A problem isolated to firmware or firmware customization occurred during the IPL of the system.

**Response:**

The FRU callouts are calculated at the time of the failure. See the error log for the actual replacement strategy.

---

**BCFF174D**

**Explanation:**

PNOR-IPMI not enabled, BMC firmware needs to be updated.

**Response:**

The FRU callouts are calculated at the time of the failure. See the error log for the actual replacement strategy.

---

**BCFF174E**

**Explanation:**

During processor/memory subsystem initialization, an error was encountered: Kernel returned error when trying to activate core.

**Response:**

The FRU callouts are calculated at the time of the failure. See the error log for the actual replacement strategy.

---

**BCFF174F**

**Explanation:**

Unexpected IPL firmware data load error.

**Response:**

The FRU callouts are calculated at the time of the failure. See the error log for the actual replacement strategy.

---

**BCFF1750**

**Explanation:**

Platform security problem detected.

**Response:**

The FRU callouts are calculated at the time of the failure. See the error log for the actual replacement strategy.

---

**BCFF1752**

**Explanation:**

Platform security problem detected.

**Response:**

The FRU callouts are calculated at the time of the failure. See the error log for the actual replacement strategy.

---

**BCFF1803**

**Explanation:**

Task analyzing HW errors has failed.

**Response:**

The FRU callouts are calculated at the time of the failure. See the error log for the actual replacement strategy.



---

**BCFF1804****Explanation:**

Task analyzing HW errors has failed.

**Response:**

The FRU callouts are calculated at the time of the failure. See the error log for the actual replacement strategy.

---

**BCFF1901****Explanation:**

A problem occurred during the IPL of the system.

**Response:**

The FRU callouts are calculated at the time of the failure. See the error log for the actual replacement strategy.

---

**BCFF1902****Explanation:**

A problem occurred during the IPL of the system.

**Response:**

The FRU callouts are calculated at the time of the failure. See the error log for the actual replacement strategy.

---

**BCFF1903****Explanation:**

A problem occurred during the IPL of the system.

**Response:**

The FRU callouts are calculated at the time of the failure. See the error log for the actual replacement strategy.

---

**BCFF1904****Explanation:**

A problem occurred during the IPL of the system.

**Response:**

The FRU callouts are calculated at the time of the failure. See the error log for the actual replacement strategy.

---

**BCFF190C****Explanation:**

A problem occurred during the IPL of the system.

**Response:**

The FRU callouts are calculated at the time of the failure. See the error log for the actual replacement strategy.

---

**BCFF1A02****Explanation:**

During processor/memory subsystem initialization, an error was encountered: HDAT Header data not as expected.

**Response:**

The FRU callouts are calculated at the time of the failure. See the error log for the actual replacement strategy.

---

**BCFF1A03****Explanation:**

During processor/memory subsystem initialization, an error was encountered: Tuple is unallocated.

**Response:**

The FRU callouts are calculated at the time of the failure. See the error log for the actual replacement strategy.

---

**BCFF1A04****Explanation:**

During processor/memory subsystem initialization, an error was encountered: Section is not valid in standalone mode.

**Response:**

The FRU callouts are calculated at the time of the failure. See the error log for the actual replacement strategy.

---

**BCFF1A05****Explanation:**

Kernel failed to map memory.

**Response:**

The FRU callouts are calculated at the time of the failure. See the error log for the actual replacement strategy.

---

**BCFF1A08****Explanation:**

During processor/memory subsystem initialization, an error was encountered: There is no host data for specified kind of payload.

**Response:**

The FRU callouts are calculated at the time of the failure. See the error log for the actual replacement strategy.

---

**BCFF1A0A****Explanation:**

During processor/memory subsystem initialization, an error was encountered: NACA data doesn't seem right.

**Response:**

The FRU callouts are calculated at the time of the failure. See the error log for the actual replacement strategy.

---

**BCFF1A0B****Explanation:**

During processor/memory subsystem initialization, an error was encountered: HDAT data block falls outside valid range.

**Response:**

The FRU callouts are calculated at the time of the failure. See the error log for the actual replacement strategy.

---

**BCFF1A0C**

**Explanation:**

During processor/memory subsystem initialization, an error was encountered: Unknown section requested.

**Response:**

The FRU callouts are calculated at the time of the failure. See the error log for the actual replacement strategy.

---

**BCFF1A16**

**Explanation:**

During processor/memory subsystem initialization, an error was encountered: Could not find a valid SPIRA of any type.

**Response:**

The FRU callouts are calculated at the time of the failure. See the error log for the actual replacement strategy.

---

**BCFF1A19**

**Explanation:**

During processor/memory subsystem initialization, an error was encountered: No associated DMI targeting target(s) found for given MEMBUF targeting target.

**Response:**

The FRU callouts are calculated at the time of the failure. See the error log for the actual replacement strategy.

---

**BCFF1A1A**

**Explanation:**

During processor/memory subsystem initialization, an error was encountered: The targeting type of the input targeting target is not supported by runtime code.

**Response:**

The FRU callouts are calculated at the time of the failure. See the error log for the actual replacement strategy.

---

**BCFF1A1B**

**Explanation:**

During processor/memory subsystem initialization, an error was encountered: No processor targeting target was found for the given targeting target.

**Response:**

The FRU callouts are calculated at the time of the failure. See the error log for the actual replacement strategy.

---

**BCFF1A1C**

**Explanation:**

Kernel failed to unmap memory.

**Response:**

The FRU callouts are calculated at the time of the failure. See the error log for the actual replacement strategy.

---

**BCFF1A1D**

**Explanation:**

During processor/memory subsystem initialization, an error was encountered: PM load complex unknown mode.

**Response:**

The FRU callouts are calculated at the time of the failure. See the error log for the actual replacement strategy.

---

**BCFF1A1E**

**Explanation:**

During processor/memory subsystem initialization, an error was encountered: HCODE scom update runtime interface not linked.

**Response:**

The FRU callouts are calculated at the time of the failure. See the error log for the actual replacement strategy.

---

**BCFF1A1F**

**Explanation:**

During processor/memory subsystem initialization, an error was encountered: HCODE SCOM update error.

**Response:**

The FRU callouts are calculated at the time of the failure. See the error log for the actual replacement strategy.

---

**BCFF1A20**

**Explanation:**

Firmware error during boot.

**Response:**

The FRU callouts are calculated at the time of the failure. See the error log for the actual replacement strategy.

---

**BCFF1A21**

**Explanation:**

Platform security problem detected.

**Response:**

The FRU callouts are calculated at the time of the failure. See the error log for the actual replacement strategy.

---

**BCFF1A22****Explanation:**

Platform security problem detected.

**Response:**

The FRU callouts are calculated at the time of the failure. See the error log for the actual replacement strategy.

---

**BCFF1A23****Explanation:**

Unexpected boot firmware error.

**Response:**

The FRU callouts are calculated at the time of the failure. See the error log for the actual replacement strategy.

---

**BCFF1A24****Explanation:**

Platform security problem detected.

**Response:**

The FRU callouts are calculated at the time of the failure. See the error log for the actual replacement strategy.

---

**BCFF1A25****Explanation:**

Platform security problem detected.

**Response:**

The FRU callouts are calculated at the time of the failure. See the error log for the actual replacement strategy.

---

**BCFF1A26****Explanation:**

Unexpected boot firmware error.

**Response:**

The FRU callouts are calculated at the time of the failure. See the error log for the actual replacement strategy.

---

**BCFF1A27****Explanation:**

During processor/memory subsystem initialization, an error was encountered: Unable to fill in HB data memory.

**Response:**

The FRU callouts are calculated at the time of the failure. See the error log for the actual replacement strategy.

---

**BCFF1A28****Explanation:**

Internal system error occurred.

**Response:**

The FRU callouts are calculated at the time of the failure. See the error log for the actual replacement strategy.

---

**BCFF1A29****Explanation:**

Internal system error occurred.

**Response:**

The FRU callouts are calculated at the time of the failure. See the error log for the actual replacement strategy.

---

**BCFF1A2A****Explanation:**

Platform security problem detected.

**Response:**

The FRU callouts are calculated at the time of the failure. See the error log for the actual replacement strategy.

---

**BCFF1A2B****Explanation:**

Platform security problem detected.

**Response:**

The FRU callouts are calculated at the time of the failure. See the error log for the actual replacement strategy.

---

**BCFF1A2C****Explanation:**

Platform security problem detected.

**Response:**

The FRU callouts are calculated at the time of the failure. See the error log for the actual replacement strategy.

---

**BCFF1A2D****Explanation:**

Platform security problem detected.

**Response:**

The FRU callouts are calculated at the time of the failure. See the error log for the actual replacement strategy.

---

**BCFF1A2E****Explanation:**

Platform security problem detected.

**Response:**

The FRU callouts are calculated at the time of the failure. See the error log for the actual replacement strategy.

---

**BCFF1A2F****Explanation:**

Platform security problem detected.

**Response:**

The FRU callouts are calculated at the time of the failure. See the error log for the actual replacement strategy.

---

**BCFF1A30****Explanation:**

Platform security problem detected.

**Response:**

The FRU callouts are calculated at the time of the failure. See the error log for the actual replacement strategy.

---

**BCFF1A31****Explanation:**

Platform security problem detected.

**Response:**

The FRU callouts are calculated at the time of the failure. See the error log for the actual replacement strategy.

---

**BCFF1A32****Explanation:**

During processor/memory subsystem initialization, an error was encountered: Error with Firmware Notify request.

**Response:**

The FRU callouts are calculated at the time of the failure. See the error log for the actual replacement strategy.

---

**BCFF1A34****Explanation:**

During processor/memory subsystem initialization, an error was encountered: SBE error recovery attempt failed.

**Response:**

The FRU callouts are calculated at the time of the failure. See the error log for the actual replacement strategy.

---

**BCFF1A35****Explanation:**

During processor/memory subsystem initialization, an error was encountered: SBE error recovery attempt failed.

**Response:**

The FRU callouts are calculated at the time of the failure. See the error log for the actual replacement strategy.

---

---

**BCFF1A37****Explanation:**

During processor/memory subsystem initialization, an error was encountered: The Firmware Request call failed.

**Response:**

The FRU callouts are calculated at the time of the failure. See the error log for the actual replacement strategy.

---

**BCFF1A38****Explanation:**

During processor/memory subsystem initialization, an error was encountered: The Firmware Request call failed.

**Response:**

The FRU callouts are calculated at the time of the failure. See the error log for the actual replacement strategy.

---

**BCFF1A39****Explanation:**

During processor/memory subsystem initialization, an error was encountered: The Firmware Request call failed.

**Response:**

The FRU callouts are calculated at the time of the failure. See the error log for the actual replacement strategy.

---

**BCFF1A3A****Explanation:**

Firmware encountered an internal error.

**Response:**

The FRU callouts are calculated at the time of the failure. See the error log for the actual replacement strategy.

---

**BCFF1A3B****Explanation:**

Firmware encountered an internal error.

**Response:**

The FRU callouts are calculated at the time of the failure. See the error log for the actual replacement strategy.

---

**BCFF1A3C****Explanation:**

During processor/memory subsystem initialization, an error was encountered: Attribute failed to update on HBRT side.

**Response:**

The FRU callouts are calculated at the time of the failure. See the error log for the actual replacement strategy.

---

**BCFF1A3D****Explanation:**

Hostboot attempted to reserve memory outside of allowed range.

**Response:**

The FRU callouts are calculated at the time of the failure. See the error log for the actual replacement strategy.

---

**BCFF1A3E****Explanation:**

During processor/memory subsystem initialization, an error was encountered: messages from other nodes have not returned in time.

**Response:**

The FRU callouts are calculated at the time of the failure. See the error log for the actual replacement strategy.

---

**BCFF1A3F****Explanation:**

During processor/memory subsystem initialization, an error was encountered: sendSBESystemConfig timer thread failed.

**Response:**

The FRU callouts are calculated at the time of the failure. See the error log for the actual replacement strategy.

---

**BCFF1A40****Explanation:**

Informational log containing historic data.

**Response:**

The FRU callouts are calculated at the time of the failure. See the error log for the actual replacement strategy.

---

**BCFF1A42****Explanation:**

Failure in the security subsystem.

**Response:**

The FRU callouts are calculated at the time of the failure. See the error log for the actual replacement strategy.

---

**BCFF1A43****Explanation:**

Failure in the security subsystem.

**Response:**

The FRU callouts are calculated at the time of the failure. See the error log for the actual replacement strategy.

---

**BCFF1A44****Explanation:**

Firmware error initializing system data structures during boot.

**Response:**

The FRU callouts are calculated at the time of the failure. See the error log for the actual replacement strategy.

---

**BCFF1B01****Explanation:**

Boot firmware has crashed with an internal error.

**Response:**

The FRU callouts are calculated at the time of the failure. See the error log for the actual replacement strategy.

---

**BCFF1B02****Explanation:**

Boot firmware has crashed with an internal error.

**Response:**

The FRU callouts are calculated at the time of the failure. See the error log for the actual replacement strategy.

---

**BCFF1B03****Explanation:**

Boot firmware has crashed with an internal error.

**Response:**

The FRU callouts are calculated at the time of the failure. See the error log for the actual replacement strategy.

---

**BCFF1C03****Explanation:**

During processor/memory subsystem initialization, an error was encountered: System configuration does not have a Parent DMI for the current centaur.

**Response:**

The FRU callouts are calculated at the time of the failure. See the error log for the actual replacement strategy.

---

**BCFF1C05****Explanation:**

During processor/memory subsystem initialization, an error was encountered: SUE Encountered when collecting IBSCOM Error Data.

**Response:**

The FRU callouts are calculated at the time of the failure. See the error log for the actual replacement strategy.

---

**BCFF1C06****Explanation:**

During processor/memory subsystem initialization, an error was encountered: Bus failure when attempting to perform IBSCOM operation. IBSCOM disabled.

**Response:**

The FRU callouts are calculated at the time of the failure. See the error log for the actual replacement strategy.

---

**BCFF1C08****Explanation:**

During processor/memory subsystem initialization, an error was encountered: PIB error when attempting to perform IBSCOM operation.

**Response:**

The FRU callouts are calculated at the time of the failure. See the error log for the actual replacement strategy.

---

**BCFF1C09****Explanation:**

During processor/memory subsystem initialization, an error was encountered: Detected error doesn't match the address we failed on.

**Response:**

The FRU callouts are calculated at the time of the failure. See the error log for the actual replacement strategy.

---

**BCFF1C0A****Explanation:**

During processor/memory subsystem initialization, an error was encountered: Previous error disabled ibscom, so forcing a retry via FSI.

**Response:**

The FRU callouts are calculated at the time of the failure. See the error log for the actual replacement strategy.

---

**BCFF1D01****Explanation:**

A problem occurred during the IPL of the system.

**Response:**

The FRU callouts are calculated at the time of the failure. See the error log for the actual replacement strategy.

---

**BCFF1D03****Explanation:**

During processor/memory subsystem initialization, an error was encountered: The record enumeration did not have a corresponding string value.

**Response:**

The FRU callouts are calculated at the time of the failure. See the error log for the actual replacement strategy.

---

**BCFF1D04****Explanation:**

During processor/memory subsystem initialization, an error was encountered: The keyword enumeration did not have a corresponding string value.

**Response:**

The FRU callouts are calculated at the time of the failure. See the error log for the actual replacement strategy.

---

**BCFF1D05****Explanation:**

During processor/memory subsystem initialization, an error was encountered: Record name does not match value expected for offset read.

**Response:**

The FRU callouts are calculated at the time of the failure. See the error log for the actual replacement strategy.

---

**BCFF1D06****Explanation:**

During processor/memory subsystem initialization, an error was encountered: Buffer for checking Presence Detect was not the correct size.

**Response:**

The FRU callouts are calculated at the time of the failure. See the error log for the actual replacement strategy.

---

**BCFF1D07****Explanation:**

During processor/memory subsystem initialization, an error was encountered: Invalid Basic Memory Type.

**Response:**

The FRU callouts are calculated at the time of the failure. See the error log for the actual replacement strategy.

---

**BCFF1D09****Explanation:**

A problem occurred during the IPL of the system.

**Response:**

The FRU callouts are calculated at the time of the failure. See the error log for the actual replacement strategy.

---

**BCFF1D0B****Explanation:**

A problem occurred during the IPL of the system.

**Response:**

The FRU callouts are calculated at the time of the failure. See the error log for the actual replacement strategy.

---

**BCFF1D0D****Explanation:**

A problem occurred during the IPL of the system.

**Response:**

The FRU callouts are calculated at the time of the failure. See the error log for the actual replacement strategy.

---

**BCFF1D0E****Explanation:**

A problem occurred during the IPL of the system.

**Response:**

The FRU callouts are calculated at the time of the failure. See the error log for the actual replacement strategy.

---

**BCFF1D0F****Explanation:**

A problem occurred during the IPL of the system.

**Response:**

The FRU callouts are calculated at the time of the failure. See the error log for the actual replacement strategy.

---

**BCFF1D10****Explanation:**

A problem occurred during the IPL of the system.

**Response:**

The FRU callouts are calculated at the time of the failure. See the error log for the actual replacement strategy.

---

**BCFF1D11****Explanation:**

A problem occurred during the IPL of the system.

**Response:**

The FRU callouts are calculated at the time of the failure. See the error log for the actual replacement strategy.

---

**BCFF1D14****Explanation:**

A problem occurred during the IPL of the system.

**Response:**

The FRU callouts are calculated at the time of the failure. See the error log for the actual replacement strategy.

---

**BCFF1D15****Explanation:**

A problem occurred during the IPL of the system.

**Response:**

The FRU callouts are calculated at the time of the failure. See the error log for the actual replacement strategy.

---

**BCFF1D16****Explanation:**

During processor/memory subsystem initialization, an error was encountered: Requested VPD type is invalid or not supported at runtime.

**Response:**

The FRU callouts are calculated at the time of the failure. See the error log for the actual replacement strategy.

---

**BCFF1D1A****Explanation:**

During processor/memory subsystem initialization, an error was encountered: Hypervisor returned NULL address for VPD.

**Response:**

The FRU callouts are calculated at the time of the failure. See the error log for the actual replacement strategy.

---

**BCFF1D1B****Explanation:**

During processor/memory subsystem initialization, an error was encountered: Reserved size in memory insufficient for runtime VPD.

**Response:**

The FRU callouts are calculated at the time of the failure. See the error log for the actual replacement strategy.

---

**BCFF1D30****Explanation:**

During processor/memory subsystem initialization, an error was encountered: The VHDR was invalid.

**Response:**

The FRU callouts are calculated at the time of the failure. See the error log for the actual replacement strategy.

---

**BCFF1D31****Explanation:**

During processor/memory subsystem initialization, an error was encountered: Unable to resolve the VPD source (PNOR or SEEPROM).

**Response:**

The FRU callouts are calculated at the time of the failure. See the error log for the actual replacement strategy.

---

**BCFF1D32**

**Explanation:**

During processor/memory subsystem initialization, an error was encountered: writePNOR mm\_remove\_pages FLUSH failed.

**Response:**

The FRU callouts are calculated at the time of the failure. See the error log for the actual replacement strategy.

---

**BCFF1D33**

**Explanation:**

During processor/memory subsystem initialization, an error was encountered: Unexpected target type.

**Response:**

The FRU callouts are calculated at the time of the failure. See the error log for the actual replacement strategy.

---

**BCFF1D34**

**Explanation:**

During processor/memory subsystem initialization, an error was encountered: Unable to resolve the VPD destination (PNOR or SEEPROM).

**Response:**

The FRU callouts are calculated at the time of the failure. See the error log for the actual replacement strategy.

---

**BCFF1D35**

**Explanation:**

Fatal firmware boot error.

**Response:**

The FRU callouts are calculated at the time of the failure. See the error log for the actual replacement strategy.

---

**BCFF1D36**

**Explanation:**

During processor/memory subsystem initialization, an error was encountered: presenceDetect Invalid data length not equal to 1 bytes.

**Response:**

The FRU callouts are calculated at the time of the failure. See the error log for the actual replacement strategy.

---

**BCFF1D37**

**Explanation:**

During processor/memory subsystem initialization, an error was encountered: MBOX send not supported in HBRT.

**Response:**

The FRU callouts are calculated at the time of the failure. See the error log for the actual replacement strategy.

---

**BCFF1D3B**

**Explanation:**

During processor/memory subsystem initialization, an error was encountered: Node for VPD is too large.

**Response:**

The FRU callouts are calculated at the time of the failure. See the error log for the actual replacement strategy.

---

**BCFF1D3C**

**Explanation:**

Firmware error writing VPD.

**Response:**

The FRU callouts are calculated at the time of the failure. See the error log for the actual replacement strategy.

---

**BCFF1D3D**

**Explanation:**

Runtime vital product data update failure.

**Response:**

The FRU callouts are calculated at the time of the failure. See the error log for the actual replacement strategy.

---

**BCFF1D3E**

**Explanation:**

Firmware configuration error.

**Response:**

The FRU callouts are calculated at the time of the failure. See the error log for the actual replacement strategy.

---

**BCFF1D3F**

**Explanation:**

Firmware error during boot.

**Response:**

The FRU callouts are calculated at the time of the failure. See the error log for the actual replacement strategy.

---

**BCFF1E05**

**Explanation:**

A problem occurred during the IPL of the system.



**Response:**

The FRU callouts are calculated at the time of the failure. See the error log for the actual replacement strategy.

---

**BCFF1E07****Explanation:**

Secure Boot firmware validation failed.

**Response:**

The FRU callouts are calculated at the time of the failure. See the error log for the actual replacement strategy.

---

**BCFF1E09****Explanation:**

Unexpected internal firmware error.

**Response:**

The FRU callouts are calculated at the time of the failure. See the error log for the actual replacement strategy.

---

**BCFF1E0B****Explanation:**

Security failure occurred during the IPL of the system.

**Response:**

The FRU callouts are calculated at the time of the failure. See the error log for the actual replacement strategy.

---

**BCFF1E0C****Explanation:**

Boot firmware integrity issue; Reinstall boot firmware.

**Response:**

The FRU callouts are calculated at the time of the failure. See the error log for the actual replacement strategy.

---

**BCFF1E0D****Explanation:**

Firmware Error.

**Response:**

The FRU callouts are calculated at the time of the failure. See the error log for the actual replacement strategy.

---

**BCFF1E0E****Explanation:**

Platform security problem detected.

**Response:**

The FRU callouts are calculated at the time of the failure. See the error log for the actual replacement strategy.

---

**BCFF1E0F****Explanation:**

Firmware Error.

**Response:**

The FRU callouts are calculated at the time of the failure. See the error log for the actual replacement strategy.

---

**BCFF1E10****Explanation:**

Firmware Error.

**Response:**

The FRU callouts are calculated at the time of the failure. See the error log for the actual replacement strategy.

---

**BCFF1E11****Explanation:**

Firmware Error.

**Response:**

The FRU callouts are calculated at the time of the failure. See the error log for the actual replacement strategy.

---

**BCFF1E12****Explanation:**

Firmware Error.

**Response:**

The FRU callouts are calculated at the time of the failure. See the error log for the actual replacement strategy.

---

**BCFF1E13****Explanation:**

Boot firmware integrity issue; Reinstall boot firmware.

**Response:**

The FRU callouts are calculated at the time of the failure. See the error log for the actual replacement strategy.

---

**BCFF1E14****Explanation:**

Secure Boot failure.

**Response:**

The FRU callouts are calculated at the time of the failure. See the error log for the actual replacement strategy.

---

**BCFF1E15****Explanation:**

Planar jumper configuration.

**Response:**

The FRU callouts are calculated at the time of the failure. See the error log for the actual replacement strategy.

---

**BCFF1E16**

**Explanation:**

A problem occurred during the IPL of the system.

**Response:**

The FRU callouts are calculated at the time of the failure. See the error log for the actual replacement strategy.

---

**BCFF1E17****Explanation:**

Could not allocate any requested SMF memory.

**Response:**

The FRU callouts are calculated at the time of the failure. See the error log for the actual replacement strategy.

---

**BCFF1E18****Explanation:**

SMF secure memory allocation request altered to satisfy memory allocation rules.

**Response:**

The FRU callouts are calculated at the time of the failure. See the error log for the actual replacement strategy.

---

**BCFF1E20****Explanation:**

Secure Boot failure.

**Response:**

The FRU callouts are calculated at the time of the failure. See the error log for the actual replacement strategy.

---

**BCFF1E21****Explanation:**

Secure Boot failure.

**Response:**

The FRU callouts are calculated at the time of the failure. See the error log for the actual replacement strategy.

---

**BCFF1E22****Explanation:**

Secure Boot failure.

**Response:**

The FRU callouts are calculated at the time of the failure. See the error log for the actual replacement strategy.

---

**BCFF1E23****Explanation:**

Secure Boot failure.

**Response:**

The FRU callouts are calculated at the time of the failure. See the error log for the actual replacement strategy.

---

**BCFF1E24****Explanation:**

Secure Boot failure.

**Response:**

The FRU callouts are calculated at the time of the failure. See the error log for the actual replacement strategy.

---

**BCFF1E25****Explanation:**

Secure Boot failure.

**Response:**

The FRU callouts are calculated at the time of the failure. See the error log for the actual replacement strategy.

---

**BCFF1E26****Explanation:**

Secure Boot failure.

**Response:**

The FRU callouts are calculated at the time of the failure. See the error log for the actual replacement strategy.

---

**BCFF1E27****Explanation:**

Secure Boot failure.

**Response:**

The FRU callouts are calculated at the time of the failure. See the error log for the actual replacement strategy.

---

**BCFF1E28****Explanation:**

Secure Boot failure.

**Response:**

The FRU callouts are calculated at the time of the failure. See the error log for the actual replacement strategy.

---

**BCFF1E29****Explanation:**

Secure Boot failure.

**Response:**

The FRU callouts are calculated at the time of the failure. See the error log for the actual replacement strategy.

---

**BCFF1E2A****Explanation:**

Secure Boot failure.

**Response:**

The FRU callouts are calculated at the time of the failure. See the error log for the actual replacement strategy.

---

**BCFF1E2B****Explanation:**

Secure Boot failure.

**Response:**

The FRU callouts are calculated at the time of the failure. See the error log for the actual replacement strategy.

---

**BCFF1E2D****Explanation:**

During processor/memory subsystem initialization, an error was encountered: Could not fetch primary TPM's Log.

**Response:**

The FRU callouts are calculated at the time of the failure. See the error log for the actual replacement strategy.

---

**BCFF1E30****Explanation:**

Trusted Boot failure.

**Response:**

The FRU callouts are calculated at the time of the failure. See the error log for the actual replacement strategy.

---

**BCFF1E31****Explanation:**

Trusted Boot failure.

**Response:**

The FRU callouts are calculated at the time of the failure. See the error log for the actual replacement strategy.

---

**BCFF1E32****Explanation:**

Trusted Boot failure.

**Response:**

The FRU callouts are calculated at the time of the failure. See the error log for the actual replacement strategy.

---

**BCFF1E33****Explanation:**

Trusted Boot failure.

**Response:**

The FRU callouts are calculated at the time of the failure. See the error log for the actual replacement strategy.

---

**BCFF1E34****Explanation:**

Trusted Boot failure.

**Response:**

The FRU callouts are calculated at the time of the failure. See the error log for the actual replacement strategy.

---

**BCFF1E41****Explanation:**

A problem occurred during the IPL of the system.

**Response:**

The FRU callouts are calculated at the time of the failure. See the error log for the actual replacement strategy.

---

**BCFF1E42****Explanation:**

A problem occurred during the IPL of the system.

**Response:**

The FRU callouts are calculated at the time of the failure. See the error log for the actual replacement strategy.

---

**BCFF1E43****Explanation:**

A problem occurred during the IPL of the system.

**Response:**

The FRU callouts are calculated at the time of the failure. See the error log for the actual replacement strategy.

---

**BCFF1E44****Explanation:**

Physical Presence was Asserted.

**Response:**

The FRU callouts are calculated at the time of the failure. See the error log for the actual replacement strategy.

---

**BCFF1E45****Explanation:**

Re-IPLing to open a Physical Presence Window.

**Response:**

The FRU callouts are calculated at the time of the failure. See the error log for the actual replacement strategy.

---

**BCFF1E46****Explanation:**

A problem occurred during the IPL of the system.

**Response:**

The FRU callouts are calculated at the time of the failure. See the error log for the actual replacement strategy.

---

**BCFF1E47****Explanation:**

Detected Special Key Clear Request.

**Response:**

The FRU callouts are calculated at the time of the failure. See the error log for the actual replacement strategy.

---

**BCFF1EA0****Explanation:**

During processor/memory subsystem initialization, an error was encountered: Invalid operation type.

**Response:**

The FRU callouts are calculated at the time of the failure. See the error log for the actual replacement strategy.

---

**BCFF1EA1****Explanation:**

During processor/memory subsystem initialization, an error was encountered: No Trusted Platform Modules (TPM) found in system.

**Response:**

The FRU callouts are calculated at the time of the failure. See the error log for the actual replacement strategy.

---

**BCFF1EA2****Explanation:**

During processor/memory subsystem initialization, an error was encountered: Command failure reading Trusted Platform Module (TPM) FW version.

**Response:**

The FRU callouts are calculated at the time of the failure. See the error log for the actual replacement strategy.

---

**BCFF1EA3****Explanation:**

During processor/memory subsystem initialization, an error was encountered: Command failure reading Trusted Platform Module (TPM) FW version.

**Response:**

The FRU callouts are calculated at the time of the failure. See the error log for the actual replacement strategy.

---

**BCFF1EA4****Explanation:**

During processor/memory subsystem initialization, an error was encountered: Command failure reading Trusted Platform Module (TPM) FW version.

**Response:**

The FRU callouts are calculated at the time of the failure. See the error log for the actual replacement strategy.

---

**BCFF1EA5****Explanation:**

During processor/memory subsystem initialization, an error was encountered: Command failure reading Trusted Platform Module (TPM) FW version.

**Response:**

The FRU callouts are calculated at the time of the failure. See the error log for the actual replacement strategy.

---

**BCFF1EA6****Explanation:**

During processor/memory subsystem initialization, an error was encountered: Unsupported command code during marshal.

**Response:**

The FRU callouts are calculated at the time of the failure. See the error log for the actual replacement strategy.

---

**BCFF1EA7****Explanation:**

During processor/memory subsystem initialization, an error was encountered: Marshaling error detected.

**Response:**

The FRU callouts are calculated at the time of the failure. See the error log for the actual replacement strategy.

---

**BCFF1EA8****Explanation:**

During processor/memory subsystem initialization, an error was encountered: Unsupported command code during unmarshal.

**Response:**

The FRU callouts are calculated at the time of the failure. See the error log for the actual replacement strategy.

---

**BCFF1EA9****Explanation:**

During processor/memory subsystem initialization, an error was encountered: Unmarshaling error detected.

**Response:**

The FRU callouts are calculated at the time of the failure. See the error log for the actual replacement strategy.

---

**BCFF1EAA****Explanation:**

During processor/memory subsystem initialization, an error was encountered: TPM log buffer add failure.

**Response:**

The FRU callouts are calculated at the time of the failure. See the error log for the actual replacement strategy.

---

**BCFF1EAB****Explanation:**

TPM log operation failure.

**Response:**

The FRU callouts are calculated at the time of the failure. See the error log for the actual replacement strategy.

---

**BCFF1EAC****Explanation:**

TPM log buffer init failure.

**Response:**

The FRU callouts are calculated at the time of the failure. See the error log for the actual replacement strategy.

---

**BCFF1EAD****Explanation:**

During processor/memory subsystem initialization, an error was encountered: No functional TPMs exist in the system.

**Response:**

The FRU callouts are calculated at the time of the failure. See the error log for the actual replacement strategy.

---

**BCFF1EAE****Explanation:**

During processor/memory subsystem initialization, an error was encountered: Command failure reading TPM FW version.

**Response:**

The FRU callouts are calculated at the time of the failure. See the error log for the actual replacement strategy.

---

**BCFF1EAF****Explanation:**

During processor/memory subsystem initialization, an error was encountered: Unmarshaling error detected.

**Response:**

The FRU callouts are calculated at the time of the failure. See the error log for the actual replacement strategy.

---

---

**BCFF1EB0****Explanation:**

TPM log invalid format.

**Response:**

The FRU callouts are calculated at the time of the failure. See the error log for the actual replacement strategy.

---

**BCFF1EB1****Explanation:**

Firmware error during system boot.

**Response:**

The FRU callouts are calculated at the time of the failure. See the error log for the actual replacement strategy.

---

**BCFF1EB2****Explanation:**

Firmware error during system boot.

**Response:**

The FRU callouts are calculated at the time of the failure. See the error log for the actual replacement strategy.

---

**BCFF1EB3****Explanation:**

Firmware error during system boot.

**Response:**

The FRU callouts are calculated at the time of the failure. See the error log for the actual replacement strategy.

---

**BCFF1F01****Explanation:**

During processor/memory subsystem initialization, an error was encountered: IPC service provider received an unexpected message.

**Response:**

The FRU callouts are calculated at the time of the failure. See the error log for the actual replacement strategy.

---

**BCFF2201****Explanation:**

A problem occurred while updating processor boot code.

**Response:**

The FRU callouts are calculated at the time of the failure. See the error log for the actual replacement strategy.

---

**BCFF2202****Explanation:**

A problem occurred while updating processor boot code.

**Response:**

The FRU callouts are calculated at the time of the failure. See the error log for the actual replacement strategy.

---

**BCFF2203**

**Explanation:**

A problem occurred while updating processor boot code.

**Response:**

The FRU callouts are calculated at the time of the failure. See the error log for the actual replacement strategy.

---

**BCFF2204**

**Explanation:**

A problem occurred while updating processor boot code.

**Response:**

The FRU callouts are calculated at the time of the failure. See the error log for the actual replacement strategy.

---

**BCFF2206**

**Explanation:**

A problem occurred while updating processor boot code.

**Response:**

The FRU callouts are calculated at the time of the failure. See the error log for the actual replacement strategy.

---

**BCFF2207**

**Explanation:**

A problem occurred while updating processor boot code.

**Response:**

The FRU callouts are calculated at the time of the failure. See the error log for the actual replacement strategy.

---

**BCFF2208**

**Explanation:**

A problem occurred while updating processor boot code.

**Response:**

The FRU callouts are calculated at the time of the failure. See the error log for the actual replacement strategy.

---

**BCFF220A**

**Explanation:**

A problem occurred while updating processor boot code.

**Response:**

The FRU callouts are calculated at the time of the failure. See the error log for the actual replacement strategy.

---

**BCFF220B**

**Explanation:**

A problem occurred while updating processor boot code.

**Response:**

The FRU callouts are calculated at the time of the failure. See the error log for the actual replacement strategy.

---

**BCFF220D**

**Explanation:**

A problem occurred while updating processor boot code.

**Response:**

The FRU callouts are calculated at the time of the failure. See the error log for the actual replacement strategy.

---

**BCFF220E**

**Explanation:**

During processor/memory subsystem initialization, an error was encountered: Invalid Boot SEEPROM Side Found.

**Response:**

The FRU callouts are calculated at the time of the failure. See the error log for the actual replacement strategy.

---

**BCFF220F**

**Explanation:**

ECC or Data Miscompare Fail Reading Back Self Boot Engine (SBE) Version Information.

**Response:**

The FRU callouts are calculated at the time of the failure. See the error log for the actual replacement strategy.

---

**BCFF2210**

**Explanation:**

A problem occurred while updating processor boot code.

**Response:**

The FRU callouts are calculated at the time of the failure. See the error log for the actual replacement strategy.

---

**BCFF2211**

**Explanation:**

A problem occurred while updating processor boot code.

**Response:**

The FRU callouts are calculated at the time of the failure. See the error log for the actual replacement strategy.

---

**BCFF2212**

**Explanation:**

Successful Update of Self Boot Engine (SBE) SEEPROM SBE Version Information.

**Response:**

The FRU callouts are calculated at the time of the failure. See the error log for the actual replacement strategy.

---

**BCFF2213**

**Explanation:**

Self Boot Engine (SBE) Version Mismatch with Master Target.

**Response:**

The FRU callouts are calculated at the time of the failure. See the error log for the actual replacement strategy.

---

**BCFF2214**

**Explanation:**

During processor/memory subsystem initialization, an error was encountered: Error Associated with Updating this Target.

**Response:**

The FRU callouts are calculated at the time of the failure. See the error log for the actual replacement strategy.

---

**BCFF2215**

**Explanation:**

Self Boot Engine (SBE) Image Version Mismatch with Master Target.

**Response:**

The FRU callouts are calculated at the time of the failure. See the error log for the actual replacement strategy.

---

**BCFF2216**

**Explanation:**

A problem occurred while updating processor boot code.

**Response:**

The FRU callouts are calculated at the time of the failure. See the error log for the actual replacement strategy.

---

**BCFF2217**

**Explanation:**

Unsupported system configuration.

**Response:**

The FRU callouts are calculated at the time of the failure. See the error log for the actual replacement strategy.

---

**BCFF2218**

**Explanation:**

Unsupported system configuration.

**Response:**

The FRU callouts are calculated at the time of the failure. See the error log for the actual replacement strategy.

---

**BCFF2219**

**Explanation:**

A problem occurred while updating processor boot code.

**Response:**

The FRU callouts are calculated at the time of the failure. See the error log for the actual replacement strategy.

---

**BCFF221A**

**Explanation:**

A problem occurred while updating processor boot code.

**Response:**

The FRU callouts are calculated at the time of the failure. See the error log for the actual replacement strategy.

---

**BCFF221B**

**Explanation:**

SBE is not being updated.

**Response:**

The FRU callouts are calculated at the time of the failure. See the error log for the actual replacement strategy.

---

**BCFF221D**

**Explanation:**

Chip level is invalid.

**Response:**

The FRU callouts are calculated at the time of the failure. See the error log for the actual replacement strategy.

---

**BCFF221E**

**Explanation:**

A problem occurred while updating processor boot code.

**Response:**

The FRU callouts are calculated at the time of the failure. See the error log for the actual replacement strategy.

---

**BCFF221F****Explanation:**

A problem occurred while updating processor boot code.

**Response:**

The FRU callouts are calculated at the time of the failure. See the error log for the actual replacement strategy.

---

**BCFF2300****Explanation:**

A problem occurred during the IPL of the system.

**Response:**

The FRU callouts are calculated at the time of the failure. See the error log for the actual replacement strategy.

---

**BCFF2301****Explanation:**

A problem occurred during the IPL of the system.

**Response:**

The FRU callouts are calculated at the time of the failure. See the error log for the actual replacement strategy.

---

**BCFF2302****Explanation:**

A problem occurred during the IPL of the system.

**Response:**

The FRU callouts are calculated at the time of the failure. See the error log for the actual replacement strategy.

---

**BCFF2303****Explanation:**

A problem occurred during the IPL of the system.

**Response:**

The FRU callouts are calculated at the time of the failure. See the error log for the actual replacement strategy.

---

**BCFF2310****Explanation:**

A problem occurred during the IPL of the system.

**Response:**

The FRU callouts are calculated at the time of the failure. See the error log for the actual replacement strategy.

---

**BCFF2401****Explanation:**

Firmware error accessing internal bus during IPL.

**Response:**

The FRU callouts are calculated at the time of the failure. See the error log for the actual replacement strategy.

---

**BCFF2403****Explanation:**

Firmware error accessing internal bus during IPL.

**Response:**

The FRU callouts are calculated at the time of the failure. See the error log for the actual replacement strategy.

---

**BCFF2404****Explanation:**

Error(s) found in OPB Status Register.

**Response:**

The FRU callouts are calculated at the time of the failure. See the error log for the actual replacement strategy.

---

**BCFF2405****Explanation:**

Unsupported Reset Level requested.

**Response:**

The FRU callouts are calculated at the time of the failure. See the error log for the actual replacement strategy.

---

**BCFF2406****Explanation:**

Firmware error during boot flash diagnostics.

**Response:**

The FRU callouts are calculated at the time of the failure. See the error log for the actual replacement strategy.

---

**BCFF2407****Explanation:**

Firmware error during boot flash diagnostics.

**Response:**

The FRU callouts are calculated at the time of the failure. See the error log for the actual replacement strategy.

---

**BCFF2408****Explanation:**

Firmware error during boot flash diagnostics.

**Response:**

The FRU callouts are calculated at the time of the failure. See the error log for the actual replacement strategy.

---

**BCFF2409**



**Explanation:**

Firmware error during boot flash diagnostics.

**Response:**

The FRU callouts are calculated at the time of the failure. See the error log for the actual replacement strategy.

---

**BCFF240A****Explanation:**

Error(s) found in LPCHC Status Register.

**Response:**

The FRU callouts are calculated at the time of the failure. See the error log for the actual replacement strategy.

---

**BCFF2501****Explanation:**

Firmware error during system boot.

**Response:**

The FRU callouts are calculated at the time of the failure. See the error log for the actual replacement strategy.

---

**BCFF2502****Explanation:**

Firmware error during system boot.

**Response:**

The FRU callouts are calculated at the time of the failure. See the error log for the actual replacement strategy.

---

**BCFF2503****Explanation:**

Firmware error during IPMI event handling.

**Response:**

The FRU callouts are calculated at the time of the failure. See the error log for the actual replacement strategy.

---

**BCFF2504****Explanation:**

During processor/memory subsystem initialization, an error was encountered: Command not valid for this sensor.

**Response:**

The FRU callouts are calculated at the time of the failure. See the error log for the actual replacement strategy.

---

**BCFF2505****Explanation:**

During processor/memory subsystem initialization, an error was encountered: Set sensor reading command failed.

**Response:**

The FRU callouts are calculated at the time of the failure. See the error log for the actual replacement strategy.

---

**BCFF2506****Explanation:**

During processor/memory subsystem initialization, an error was encountered: Set sensor reading command failed.

**Response:**

The FRU callouts are calculated at the time of the failure. See the error log for the actual replacement strategy.

---

**BCFF2507****Explanation:**

During processor/memory subsystem initialization, an error was encountered: Requested sensor is not present.

**Response:**

The FRU callouts are calculated at the time of the failure. See the error log for the actual replacement strategy.

---

**BCFF2508****Explanation:**

During processor/memory subsystem initialization, an error was encountered: Set sensor reading command failed.

**Response:**

The FRU callouts are calculated at the time of the failure. See the error log for the actual replacement strategy.

---

**BCFF2509****Explanation:**

Unexpected IPMI completion code from the BMC.

**Response:**

The FRU callouts are calculated at the time of the failure. See the error log for the actual replacement strategy.

---

**BCFF250A****Explanation:**

The DCMI command to retrieve the power limit data from the BMC has failed, the user defined power limit cannot be applied.

**Response:**

The FRU callouts are calculated at the time of the failure. See the error log for the actual replacement strategy.

---

**BCFF250B****Explanation:**

Request to get sensor reading IPMI completion code can be seen in userdata1 field of the log.

**Response:**

The FRU callouts are calculated at the time of the failure. See the error log for the actual replacement strategy.

---

**BCFF250C**

**Explanation:**

During processor/memory subsystem initialization, an error was encountered: Request to get sensor type form the bmc failed.

**Response:**

The FRU callouts are calculated at the time of the failure. See the error log for the actual replacement strategy.

---

**BCFF250D**

**Explanation:**

Unable to determine sensor information.

**Response:**

The FRU callouts are calculated at the time of the failure. See the error log for the actual replacement strategy.

---

**BCFF250E**

**Explanation:**

During processor/memory subsystem initialization, an error was encountered: VPD data is invalid size.

**Response:**

The FRU callouts are calculated at the time of the failure. See the error log for the actual replacement strategy.

---

**BCFF250F**

**Explanation:**

The passed in sensor number is not valid.

**Response:**

The FRU callouts are calculated at the time of the failure. See the error log for the actual replacement strategy.

---

**BCFF2510**

**Explanation:**

Unable to find a valid sensor setting.

**Response:**

The FRU callouts are calculated at the time of the failure. See the error log for the actual replacement strategy.

---

**BCFF2601**

**Explanation:**

During processor/memory subsystem initialization, an error was encountered: OCC is not valid.

**Response:**

The FRU callouts are calculated at the time of the failure. See the error log for the actual replacement strategy.

---

**BCFF2602**

**Explanation:**

During processor/memory subsystem initialization, an error was encountered: Throttle numerator calculated doesn't meet min utilization.

**Response:**

The FRU callouts are calculated at the time of the failure. See the error log for the actual replacement strategy.

---

**BCFF2603**

**Explanation:**

During processor/memory subsystem initialization, an error was encountered: Throttle HW procedure calculated an invalid numerator value.

**Response:**

The FRU callouts are calculated at the time of the failure. See the error log for the actual replacement strategy.

---

**BCFF2605**

**Explanation:**

During processor/memory subsystem initialization, an error was encountered: OCC not ready for target state.

**Response:**

The FRU callouts are calculated at the time of the failure. See the error log for the actual replacement strategy.

---

**BCFF2606**

**Explanation:**

During processor/memory subsystem initialization, an error was encountered: Unable to read `FREQ_EXT_BIAS` attributes.

**Response:**

The FRU callouts are calculated at the time of the failure. See the error log for the actual replacement strategy.

---

**BCFF260E**

**Explanation:**

During processor/memory subsystem initialization, an error was encountered: Unable to send cmd to OCC exception.

**Response:**

The FRU callouts are calculated at the time of the failure. See the error log for the actual replacement strategy.

---

**BCFF2616**

**Explanation:**

During processor/memory subsystem initialization, an error was encountered: Homer pointer is nullptr, unable to communicate with the OCCs. Leaving system in safe mode.

**Response:**

The FRU callouts are calculated at the time of the failure. See the error log for the actual replacement strategy.

---

**BCFF2618****Explanation:**

During processor/memory subsystem initialization, an error was encountered: Invalid response length received.

**Response:**

The FRU callouts are calculated at the time of the failure. See the error log for the actual replacement strategy.

---

**BCFF2619****Explanation:**

During processor/memory subsystem initialization, an error was encountered: OCC response had checksum failure.

**Response:**

The FRU callouts are calculated at the time of the failure. See the error log for the actual replacement strategy.

---

**BCFF261B****Explanation:**

During processor/memory subsystem initialization, an error was encountered: Invalid length in OCC response.

**Response:**

The FRU callouts are calculated at the time of the failure. See the error log for the actual replacement strategy.

---

**BCFF261C****Explanation:**

During processor/memory subsystem initialization, an error was encountered: Invalid POLL response length.

**Response:**

The FRU callouts are calculated at the time of the failure. See the error log for the actual replacement strategy.

---

**BCFF261D****Explanation:**

During processor/memory subsystem initialization, an error was encountered: Bad FRU data received in OCC error log.

**Response:**

The FRU callouts are calculated at the time of the failure. See the error log for the actual replacement strategy.

---

**BCFF2622****Explanation:**

During processor/memory subsystem initialization, an error was encountered: Invalid role is POLL response.

**Response:**

The FRU callouts are calculated at the time of the failure. See the error log for the actual replacement strategy.

---

**BCFF2623****Explanation:**

During processor/memory subsystem initialization, an error was encountered: Invalid OCC present data in POLL response.

**Response:**

The FRU callouts are calculated at the time of the failure. See the error log for the actual replacement strategy.

---

**BCFF2624****Explanation:**

During processor/memory subsystem initialization, an error was encountered: OCC comm not established or command is not supported.

**Response:**

The FRU callouts are calculated at the time of the failure. See the error log for the actual replacement strategy.

---

**BCFF2625****Explanation:**

During processor/memory subsystem initialization, an error was encountered: OCCs were not loaded/started successfully.

**Response:**

The FRU callouts are calculated at the time of the failure. See the error log for the actual replacement strategy.

---

**BCFF2626****Explanation:**

During processor/memory subsystem initialization, an error was encountered: OCC did not change to requested state.

**Response:**

The FRU callouts are calculated at the time of the failure. See the error log for the actual replacement strategy.

---

**BCFF2635****Explanation:**

During processor/memory subsystem initialization, an error was encountered: Timeout waiting for OCC response.

**Response:**

The FRU callouts are calculated at the time of the failure. See the error log for the actual replacement strategy.

---

**BCFF2645**

**Explanation:**

During processor/memory subsystem initialization, an error was encountered: No OCC target found for proc Target,.

**Response:**

The FRU callouts are calculated at the time of the failure. See the error log for the actual replacement strategy.

---

**BCFF2655**

**Explanation:**

During processor/memory subsystem initialization, an error was encountered: No OCC master was found.

**Response:**

The FRU callouts are calculated at the time of the failure. See the error log for the actual replacement strategy.

---

**BCFF2663**

**Explanation:**

During processor/memory subsystem initialization, an error was encountered: Invalid OCC error log data.

**Response:**

The FRU callouts are calculated at the time of the failure. See the error log for the actual replacement strategy.

---

**BCFF267D**

**Explanation:**

During processor/memory subsystem initialization, an error was encountered: Bad FRU data received in OCC error log.

**Response:**

The FRU callouts are calculated at the time of the failure. See the error log for the actual replacement strategy.

---

**BCFF267F**

**Explanation:**

During processor/memory subsystem initialization, an error was encountered: No FRU callouts found for non-info OCC Error.

**Response:**

The FRU callouts are calculated at the time of the failure. See the error log for the actual replacement strategy.

---

**BCFF2701**

**Explanation:**

During processor/memory subsystem initialization, an error was encountered: Invalid operation type.

**Response:**

The FRU callouts are calculated at the time of the failure. See the error log for the actual replacement strategy.

---

**BCFF2702**

**Explanation:**

A problem was detected during the IPL of the system: Device type not supported.

**Response:**

The FRU callouts are calculated at the time of the failure. See the error log for the actual replacement strategy.

---

**BCFF2703**

**Explanation:**

During processor/memory subsystem initialization, an error was encountered: Trusted Platform Module (TPM) attribute was not found.

**Response:**

The FRU callouts are calculated at the time of the failure. See the error log for the actual replacement strategy.

---

**BCFF2704**

**Explanation:**

During processor/memory subsystem initialization, an error was encountered: Invalid Trusted Platform Module (TPM) chip to access.

**Response:**

The FRU callouts are calculated at the time of the failure. See the error log for the actual replacement strategy.

---

**BCFF2705**

**Explanation:**

During processor/memory subsystem initialization, an error was encountered: I2C master entity path doesn't exist.

**Response:**

The FRU callouts are calculated at the time of the failure. See the error log for the actual replacement strategy.

---

**BCFF2706**

**Explanation:**

During processor/memory subsystem initialization, an error was encountered: I2C master path target is null.

**Response:**

The FRU callouts are calculated at the time of the failure. See the error log for the actual replacement strategy.

---

**BCFF2707****Explanation:**

During processor/memory subsystem initialization, an error was encountered: Invalid address offset size.

**Response:**

The FRU callouts are calculated at the time of the failure. See the error log for the actual replacement strategy.

---

**BCFF2708****Explanation:**

A problem occurred during the IPL of the system: Trusted Platform Module (TPM) buffer is too large.

**Response:**

The FRU callouts are calculated at the time of the failure. See the error log for the actual replacement strategy.

---

**BCFF2709****Explanation:**

A problem occurred during the IPL of the system: Trusted Platform Module (TPM) underflow.

**Response:**

The FRU callouts are calculated at the time of the failure. See the error log for the actual replacement strategy.

---

**BCFF270A****Explanation:**

A problem occurred during the IPL of the system: Trusted Platform Module (TPM) timeout.

**Response:**

The FRU callouts are calculated at the time of the failure. See the error log for the actual replacement strategy.

---

**BCFF270B****Explanation:**

During processor/memory subsystem initialization, an error was encountered: Invalid operation type.

**Response:**

The FRU callouts are calculated at the time of the failure. See the error log for the actual replacement strategy.

---

**BCFF270C****Explanation:**

During processor/memory subsystem initialization, an error was encountered: Invalid address offset size.

**Response:**

The FRU callouts are calculated at the time of the failure. See the error log for the actual replacement strategy.

---

**BCFF270D****Explanation:**

A trusted platform module (TPM) that was expected to be present was not detected properly.

**Response:**

The FRU callouts are calculated at the time of the failure. See the error log for the actual replacement strategy.

---

**BCFF270E****Explanation:**

Trusted boot problem detected.

**Response:**

The FRU callouts are calculated at the time of the failure. See the error log for the actual replacement strategy.

---

**BCFF270F****Explanation:**

Trusted boot problem detected.

**Response:**

The FRU callouts are calculated at the time of the failure. See the error log for the actual replacement strategy.

---

**BCFF2710****Explanation:**

Unexpected trusted boot related failure.

**Response:**

The FRU callouts are calculated at the time of the failure. See the error log for the actual replacement strategy.

---

**BCFF2711****Explanation:**

Unexpected trusted boot related failure.

**Response:**

The FRU callouts are calculated at the time of the failure. See the error log for the actual replacement strategy.

---

**BCFF2801****Explanation:**

Firmware error communicating with boot device.

**Response:**

The FRU callouts are calculated at the time of the failure. See the error log for the actual replacement strategy.

---

**BCFF2802****Explanation:**

Firmware error communicating with boot device.

**Response:**

The FRU callouts are calculated at the time of the failure. See the error log for the actual replacement strategy.

---

**BCFF2803**

**Explanation:**

Firmware error communicating with boot device.

**Response:**

The FRU callouts are calculated at the time of the failure. See the error log for the actual replacement strategy.

---

**BCFF2804**

**Explanation:**

Firmware error communicating with boot device.

**Response:**

The FRU callouts are calculated at the time of the failure. See the error log for the actual replacement strategy.

---

**BCFF2806**

**Explanation:**

Firmware logic bug detected.

**Response:**

The FRU callouts are calculated at the time of the failure. See the error log for the actual replacement strategy.

---

**BCFF2810**

**Explanation:**

During processor/memory subsystem initialization, an error was encountered: Timeout waiting for upstream FIFO to have room to write.

**Response:**

The FRU callouts are calculated at the time of the failure. See the error log for the actual replacement strategy.

---

**BCFF2811**

**Explanation:**

During processor/memory subsystem initialization, an error was encountered: EOT not received before downstream buffer full.

**Response:**

The FRU callouts are calculated at the time of the failure. See the error log for the actual replacement strategy.

---

**BCFF2812**

**Explanation:**

During processor/memory subsystem initialization, an error was encountered: The distance to the status header is not within the response buffer.

**Response:**

The FRU callouts are calculated at the time of the failure. See the error log for the actual replacement strategy.

---

**BCFF2813**

**Explanation:**

During processor/memory subsystem initialization, an error was encountered: Status header does not start with magic number or non-zero primary or secondary status.

**Response:**

The FRU callouts are calculated at the time of the failure. See the error log for the actual replacement strategy.

---

**BCFF2814**

**Explanation:**

During processor/memory subsystem initialization, an error was encountered: Timeout waiting for downstream FIFO to have data to receive.

**Response:**

The FRU callouts are calculated at the time of the failure. See the error log for the actual replacement strategy.

---

**BCFF2815**

**Explanation:**

Firmware error communicating with boot device.

**Response:**

The FRU callouts are calculated at the time of the failure. See the error log for the actual replacement strategy.

---

**BCFF2816**

**Explanation:**

Firmware error communicating with boot device.

**Response:**

The FRU callouts are calculated at the time of the failure. See the error log for the actual replacement strategy.

---

**BCFF2817**

**Explanation:**

Firmware error communicating with boot device.

**Response:**

The FRU callouts are calculated at the time of the failure. See the error log for the actual replacement strategy.

---

**BCFF2818**

**Explanation:**

Firmware error communicating with boot device.

**Response:**

The FRU callouts are calculated at the time of the failure. See the error log for the actual replacement strategy.

---

**BCFF2819****Explanation:**

Firmware error communicating with boot device.

**Response:**

The FRU callouts are calculated at the time of the failure. See the error log for the actual replacement strategy.

---

**BCFF281A****Explanation:**

During processor/memory subsystem initialization, an error was encountered: If the size of the FFDC package exceeds our allocated buffer size, we log it.

**Response:**

The FRU callouts are calculated at the time of the failure. See the error log for the actual replacement strategy.

---

**BCFF2831****Explanation:**

Firmware error communicating with boot device.

**Response:**

The FRU callouts are calculated at the time of the failure. See the error log for the actual replacement strategy.

---

**BCFF2832****Explanation:**

Firmware error communicating with boot device.

**Response:**

The FRU callouts are calculated at the time of the failure. See the error log for the actual replacement strategy.

---

**BCFF2833****Explanation:**

Firmware error communicating with boot device.

**Response:**

The FRU callouts are calculated at the time of the failure. See the error log for the actual replacement strategy.

---

**BCFF2834****Explanation:**

Firmware error communicating with boot device.

**Response:**

The FRU callouts are calculated at the time of the failure. See the error log for the actual replacement strategy.

---

**BCFF2835****Explanation:**

Firmware error communicating with boot device.

**Response:**

The FRU callouts are calculated at the time of the failure. See the error log for the actual replacement strategy.

---

**BCFF2836****Explanation:**

Firmware error communicating with boot device.

**Response:**

The FRU callouts are calculated at the time of the failure. See the error log for the actual replacement strategy.

---

**BCFF2837****Explanation:**

Firmware error communicating with boot device.

**Response:**

The FRU callouts are calculated at the time of the failure. See the error log for the actual replacement strategy.

---

**BCFF2838****Explanation:**

Firmware error communicating with boot device.

**Response:**

The FRU callouts are calculated at the time of the failure. See the error log for the actual replacement strategy.

---

**BCFF2839****Explanation:**

Firmware error communicating with boot device.

**Response:**

The FRU callouts are calculated at the time of the failure. See the error log for the actual replacement strategy.

---

**BCFF283A****Explanation:**

Firmware error communicating with boot device.

**Response:**

The FRU callouts are calculated at the time of the failure. See the error log for the actual replacement strategy.

---

**BCFF283B****Explanation:**

Firmware error communicating with boot device.

**Response:**

The FRU callouts are calculated at the time of the failure. See the error log for the actual replacement strategy.

---

**BCFF283C****Explanation:**

Firmware error communicating with boot device.

**Response:**

The FRU callouts are calculated at the time of the failure. See the error log for the actual replacement strategy.

---

**BCFF283D****Explanation:**

During processor/memory subsystem initialization, an error was encountered: Unable to inform OPAL of SBE failure.

**Response:**

The FRU callouts are calculated at the time of the failure. See the error log for the actual replacement strategy.

---

**BCFF2850****Explanation:**

A problem occurred during the IPL.

**Response:**

The FRU callouts are calculated at the time of the failure. See the error log for the actual replacement strategy.

---

**BCFF2851****Explanation:**

A problem occurred during the IPL.

**Response:**

The FRU callouts are calculated at the time of the failure. See the error log for the actual replacement strategy.

---

**BCFF2852****Explanation:**

During processor/memory subsystem initialization, an error was encountered: SBE booted from unexpected side.

**Response:**

The FRU callouts are calculated at the time of the failure. See the error log for the actual replacement strategy.

---

**BCFF2853****Explanation:**

During processor/memory subsystem initialization, an error was encountered: There is no recovery action on the SBE. We're garding this proc.

**Response:**

The FRU callouts are calculated at the time of the failure. See the error log for the actual replacement strategy.

---

---

**BCFF2854****Explanation:**

The SBE did not start, we will attempt a reboot if possible.

**Response:**

The FRU callouts are calculated at the time of the failure. See the error log for the actual replacement strategy.

---

**BCFF2856****Explanation:**

During processor/memory subsystem initialization, an error was encountered: This function was called incorrectly or there is a new enum that is not handled yet.

**Response:**

The FRU callouts are calculated at the time of the failure. See the error log for the actual replacement strategy.

---

**BCFF2857****Explanation:**

FFDC associated with boot device failing to boot.

**Response:**

The FRU callouts are calculated at the time of the failure. See the error log for the actual replacement strategy.

---

**BCFF2858****Explanation:**

A processor in the system has failed to initialize.

**Response:**

The FRU callouts are calculated at the time of the failure. See the error log for the actual replacement strategy.

---

**BCFF285B****Explanation:**

Extra FFDC gathered, marked information event.

**Response:**

The FRU callouts are calculated at the time of the failure. See the error log for the actual replacement strategy.

---

**BCFF285C****Explanation:**

Processor Error.

**Response:**

The FRU callouts are calculated at the time of the failure. See the error log for the actual replacement strategy.

---

**BCFF285D****Explanation:**



Processor Error.

**Response:**

The FRU callouts are calculated at the time of the failure. See the error log for the actual replacement strategy.

---

**BCFF285E**

**Explanation:**

Processor Error.

**Response:**

The FRU callouts are calculated at the time of the failure. See the error log for the actual replacement strategy.

---

**BCFF285F**

**Explanation:**

During processor/memory subsystem initialization, an error was encountered: Call to PSU Chip Op returned an unexpected message type.

**Response:**

The FRU callouts are calculated at the time of the failure. See the error log for the actual replacement strategy.

---

**BCFF2861**

**Explanation:**

During processor/memory subsystem initialization, an error was encountered: Could not register mailbox message queue.

**Response:**

The FRU callouts are calculated at the time of the failure. See the error log for the actual replacement strategy.

---

**BCFF2862**

**Explanation:**

Processor Error.

**Response:**

The FRU callouts are calculated at the time of the failure. See the error log for the actual replacement strategy.

---

**BCFF2BA0**

**Explanation:**

Failure detected in security subsystem.

**Response:**

The FRU callouts are calculated at the time of the failure. See the error log for the actual replacement strategy.

---

**BCFF2BA2**

**Explanation:**

Failure detected in security subsystem.

**Response:**

The FRU callouts are calculated at the time of the failure. See the error log for the actual replacement strategy.

---

**BCFF2BA3**

**Explanation:**

Failure detected in security subsystem.

**Response:**

The FRU callouts are calculated at the time of the failure. See the error log for the actual replacement strategy.

---

**BCFF2BA4**

**Explanation:**

Failure detected in security subsystem.

**Response:**

The FRU callouts are calculated at the time of the failure. See the error log for the actual replacement strategy.

---

**BCFF2BA5**

**Explanation:**

Failure detected in security subsystem.

**Response:**

The FRU callouts are calculated at the time of the failure. See the error log for the actual replacement strategy.

---

**BCFF2BA6**

**Explanation:**

Failure detected in security subsystem.

**Response:**

The FRU callouts are calculated at the time of the failure. See the error log for the actual replacement strategy.

---

**BCFF2BA7**

**Explanation:**

Failure detected in security subsystem.

**Response:**

The FRU callouts are calculated at the time of the failure. See the error log for the actual replacement strategy.

---

**BCFF2BA8**

**Explanation:**

Failure detected in security subsystem.

**Response:**

The FRU callouts are calculated at the time of the failure. See the error log for the actual replacement strategy.

---

**BCFF2BA9**

**Explanation:**

During processor/memory subsystem initialization, an error was encountered: Unmarshal error while replaying tpm log.

**Response:**

The FRU callouts are calculated at the time of the failure. See the error log for the actual replacement strategy.

---

**BCFF2BAA**

**Explanation:**

TPM log overflow.

**Response:**

The FRU callouts are calculated at the time of the failure. See the error log for the actual replacement strategy.

---

**BCFF2BAB**

**Explanation:**

TPM log operation failure.

**Response:**

The FRU callouts are calculated at the time of the failure. See the error log for the actual replacement strategy.

---

**BCFF2BAC**

**Explanation:**

TPM log buffer init failure.

**Response:**

The FRU callouts are calculated at the time of the failure. See the error log for the actual replacement strategy.

---

**BCFF2BAD**

**Explanation:**

The system is configured for Secure Boot and trusted platform module required mode; at least one functional trusted platform module is required to boot the system, but none are available. Therefore, the system will terminate. Trusted platform module required mode may be disabled via the appropriate systems management interface to allow platform boot without the remote trusted attestation capability. Look for other errors which call out the trusted platform module and follow the repair actions for these errors.

**Response:**

The FRU callouts are calculated at the time of the failure. See the error log for the actual replacement strategy.

---

**BCFF2BAE**

**Explanation:**

Failure detected in security subsystem.

**Response:**

The FRU callouts are calculated at the time of the failure. See the error log for the actual replacement strategy.

---

**BCFF2BAF**

**Explanation:**

Failure detected in security subsystem.

**Response:**

The FRU callouts are calculated at the time of the failure. See the error log for the actual replacement strategy.

---

**BCFF2BB0**

**Explanation:**

TPM log invalid format.

**Response:**

The FRU callouts are calculated at the time of the failure. See the error log for the actual replacement strategy.

---

**BCFF2BB1**

**Explanation:**

Firmware error during system boot.

**Response:**

The FRU callouts are calculated at the time of the failure. See the error log for the actual replacement strategy.

---

**BCFF2BB2**

**Explanation:**

Firmware error during system boot.

**Response:**

The FRU callouts are calculated at the time of the failure. See the error log for the actual replacement strategy.

---

**BCFF2BB3**

**Explanation:**

Firmware error during system boot.

**Response:**

The FRU callouts are calculated at the time of the failure. See the error log for the actual replacement strategy.

---

**BCFF2BB4**

**Explanation:**

Platform security problem detected.

**Response:**

The FRU callouts are calculated at the time of the failure. See the error log for the actual replacement strategy.

---

**BCFF2BB5**

**Explanation:**

Failure detected in security subsystem.

**Response:**

The FRU callouts are calculated at the time of the failure. See the error log for the actual replacement strategy.

---

**BCFF2BB7****Explanation:**

Trusted Boot failure.

**Response:**

The FRU callouts are calculated at the time of the failure. See the error log for the actual replacement strategy.

---

**BCFF2BB8****Explanation:**

Trusted boot failure.

**Response:**

The FRU callouts are calculated at the time of the failure. See the error log for the actual replacement strategy.

---

**BCFF2BB9****Explanation:**

Trusted boot failure.

**Response:**

The FRU callouts are calculated at the time of the failure. See the error log for the actual replacement strategy.

---

**BCFF2BBA****Explanation:**

Trusted boot failure.

**Response:**

The FRU callouts are calculated at the time of the failure. See the error log for the actual replacement strategy.

---

**BCFF2BBB****Explanation:**

Trusted boot failure.

**Response:**

The FRU callouts are calculated at the time of the failure. See the error log for the actual replacement strategy.

---

**BCFF2BBC****Explanation:**

Trusted boot failure.

**Response:**

The FRU callouts are calculated at the time of the failure. See the error log for the actual replacement strategy.

---

**BCFF2BBD****Explanation:**

trustedboot failure.

**Response:**

The FRU callouts are calculated at the time of the failure. See the error log for the actual replacement strategy.

---

**BCFF3325****Explanation:**

During processor/memory subsystem initialization, an error was encountered: Unable to resolve other end of xbus.

**Response:**

The FRU callouts are calculated at the time of the failure. See the error log for the actual replacement strategy.

---

**BCFF3326****Explanation:**

During processor/memory subsystem initialization, an error was encountered: Unable to resolve other end of xbus.

**Response:**

The FRU callouts are calculated at the time of the failure. See the error log for the actual replacement strategy.

---

**BCFF3327****Explanation:**

Firmware Error.

**Response:**

The FRU callouts are calculated at the time of the failure. See the error log for the actual replacement strategy.

---

**BCFF3328****Explanation:**

Firmware Error.

**Response:**

The FRU callouts are calculated at the time of the failure. See the error log for the actual replacement strategy.

---

**BCFF3329****Explanation:**

Firmware Error.

**Response:**

The FRU callouts are calculated at the time of the failure. See the error log for the actual replacement strategy.

---

**BCFF332A****Explanation:**

Firmware Error.

**Response:**

The FRU callouts are calculated at the time of the failure. See the error log for the actual replacement strategy.

---

**BCFF332B****Explanation:**

Firmware Error.

**Response:**

The FRU callouts are calculated at the time of the failure. See the error log for the actual replacement strategy.

---

**BCFF332C****Explanation:**

Firmware Error.

**Response:**

The FRU callouts are calculated at the time of the failure. See the error log for the actual replacement strategy.

---

**BCFF332D****Explanation:**

Firmware Error.

**Response:**

The FRU callouts are calculated at the time of the failure. See the error log for the actual replacement strategy.

---

**BCFF332E****Explanation:**

Firmware Error.

**Response:**

The FRU callouts are calculated at the time of the failure. See the error log for the actual replacement strategy.

---

**BCFF332F****Explanation:**

Firmware Error.

**Response:**

The FRU callouts are calculated at the time of the failure. See the error log for the actual replacement strategy.

---

**BCFF3330****Explanation:**

Firmware Error.

**Response:**

The FRU callouts are calculated at the time of the failure. See the error log for the actual replacement strategy.

---

**BCFF3331****Explanation:**

Firmware Error.

**Response:**

The FRU callouts are calculated at the time of the failure. See the error log for the actual replacement strategy.

---

**BCFF3332****Explanation:**

Firmware Error.

**Response:**

The FRU callouts are calculated at the time of the failure. See the error log for the actual replacement strategy.

---

**BCFF3333****Explanation:**

Firmware Error.

**Response:**

The FRU callouts are calculated at the time of the failure. See the error log for the actual replacement strategy.

---

**BCFF3334****Explanation:**

During processor/memory subsystem initialization, an error was encountered: platGetMBvpdMemoryDataVersion could not find the expected 1 mba from the passed dimm target.

**Response:**

The FRU callouts are calculated at the time of the failure. See the error log for the actual replacement strategy.

---

**BCFF3335****Explanation:**

During processor/memory subsystem initialization, an error was encountered: platGetMBvpdMemoryDataVersion could not find an mba parent target from the passed in dimm target.

**Response:**

The FRU callouts are calculated at the time of the failure. See the error log for the actual replacement strategy.

---

**BCFF3336****Explanation:**

During processor/memory subsystem initialization, an error was encountered: platGetMBvpdMemoryDataVersion could not find any child mba's from the passed in target of type TYPE\_MEMBUF.

**Response:**

The FRU callouts are calculated at the time of the failure. See the error log for the actual replacement strategy.

---

**BCFF3337**

**Explanation:**

During processor/memory subsystem initialization, an error was encountered: platGetMBvpdMemoryDataVersion requires a target of type TYPE\_MBA or TYPE\_MEMBUF.

**Response:**

The FRU callouts are calculated at the time of the failure. See the error log for the actual replacement strategy.

---

**BCFF3339****Explanation:**

Internal firmware error.

**Response:**

The FRU callouts are calculated at the time of the failure. See the error log for the actual replacement strategy.

---

**BCFF333C****Explanation:**

Internal firmware error.

**Response:**

The FRU callouts are calculated at the time of the failure. See the error log for the actual replacement strategy.

---

**BCFF333D****Explanation:**

Internal firmware error.

**Response:**

The FRU callouts are calculated at the time of the failure. See the error log for the actual replacement strategy.

---

**BCFF333E****Explanation:**

Internal firmware error.

**Response:**

The FRU callouts are calculated at the time of the failure. See the error log for the actual replacement strategy.

---

**BCFF3340****Explanation:**

Internal firmware error.

**Response:**

The FRU callouts are calculated at the time of the failure. See the error log for the actual replacement strategy.

---

**BCFF3343****Explanation:**

Internal firmware error.

**Response:**

The FRU callouts are calculated at the time of the failure. See the error log for the actual replacement strategy.

---

**BCFF3403****Explanation:**

A problem occurred while running processor boot code.

**Response:**

The FRU callouts are calculated at the time of the failure. See the error log for the actual replacement strategy.

---

**BCFF3404****Explanation:**

A problem occurred while running processor boot code.

**Response:**

The FRU callouts are calculated at the time of the failure. See the error log for the actual replacement strategy.

---

**BCFF3405****Explanation:**

A problem occurred while running processor boot code.

**Response:**

The FRU callouts are calculated at the time of the failure. See the error log for the actual replacement strategy.

---

**BCFF3406****Explanation:**

A problem occurred while running processor boot code.

**Response:**

The FRU callouts are calculated at the time of the failure. See the error log for the actual replacement strategy.

---

**BCFF3407****Explanation:**

A problem occurred while running processor boot code.

**Response:**

The FRU callouts are calculated at the time of the failure. See the error log for the actual replacement strategy.

---

**BCFF3408****Explanation:**

A problem occurred while running processor boot code.

**Response:**

The FRU callouts are calculated at the time of the failure. See the error log for the actual replacement strategy.

---

**BCFF3409****Explanation:**

A problem occurred while running processor boot code.

**Response:**

The FRU callouts are calculated at the time of the failure. See the error log for the actual replacement strategy.

---

**BCFF340A****Explanation:**

A problem occurred while running processor boot code.

**Response:**

The FRU callouts are calculated at the time of the failure. See the error log for the actual replacement strategy.

---

**BCFF340B****Explanation:**

A problem occurred while running processor boot code.

**Response:**

The FRU callouts are calculated at the time of the failure. See the error log for the actual replacement strategy.

---

**BCFF340C****Explanation:**

A problem occurred while running processor boot code.

**Response:**

The FRU callouts are calculated at the time of the failure. See the error log for the actual replacement strategy.

---

**BCFF340F****Explanation:**

Failed to load boot firmware.

**Response:**

The FRU callouts are calculated at the time of the failure. See the error log for the actual replacement strategy.

---

**BCFF3501****Explanation:**

During processor/memory subsystem initialization, an error was encountered: Invalid operation type.

**Response:**

The FRU callouts are calculated at the time of the failure. See the error log for the actual replacement strategy.

---

**BCFF3502****Explanation:**

A problem was detected during the IPL of the system: Device type not supported.

**Response:**

The FRU callouts are calculated at the time of the failure. See the error log for the actual replacement strategy.

---

**BCFF3503****Explanation:**

During processor/memory subsystem initialization, an error was encountered: NVDIMM attribute was not found.

**Response:**

The FRU callouts are calculated at the time of the failure. See the error log for the actual replacement strategy.

---

**BCFF3505****Explanation:**

During processor/memory subsystem initialization, an error was encountered: I2C master entity path doesn't exist.

**Response:**

The FRU callouts are calculated at the time of the failure. See the error log for the actual replacement strategy.

---

**BCFF3506****Explanation:**

During processor/memory subsystem initialization, an error was encountered: I2C master path target is null.

**Response:**

The FRU callouts are calculated at the time of the failure. See the error log for the actual replacement strategy.

---

**BCFF3507****Explanation:**

During processor/memory subsystem initialization, an error was encountered: Invalid address offset size.

**Response:**

The FRU callouts are calculated at the time of the failure. See the error log for the actual replacement strategy.

---

**BCFF3508****Explanation:**

A problem occurred during the IPL of the system: I2C buffer offset is too large.

**Response:**

The FRU callouts are calculated at the time of the failure. See the error log for the actual replacement strategy.

---

**BCFF3509****Explanation:**

During processor/memory subsystem initialization, an error was encountered: I2C write page size is zero.

**Response:**

The FRU callouts are calculated at the time of the failure. See the error log for the actual replacement strategy.

---

**BCFF350A****Explanation:**

During processor/memory subsystem initialization, an error was encountered: NVDIMM register offset out of bound.

**Response:**

The FRU callouts are calculated at the time of the failure. See the error log for the actual replacement strategy.

---

**BCFF350D****Explanation:**

NVDIMM timed out.

**Response:**

The FRU callouts are calculated at the time of the failure. See the error log for the actual replacement strategy.

---

**BCFF350E****Explanation:**

NVDIMM timed out.

**Response:**

The FRU callouts are calculated at the time of the failure. See the error log for the actual replacement strategy.

---

**BCFF350F****Explanation:**

NVDIMM timed out.

**Response:**

The FRU callouts are calculated at the time of the failure. See the error log for the actual replacement strategy.

---

**BCFF3512****Explanation:**

NVDIMM encountered error setting the energy source policy.

**Response:**

The FRU callouts are calculated at the time of the failure. See the error log for the actual replacement strategy.

---

**BCFF3516****Explanation:**

Encountered error performing internal operation on NVDIMM.

**Response:**

The FRU callouts are calculated at the time of the failure. See the error log for the actual replacement strategy.

---

**BCFF3517****Explanation:**

NVDIMM timed out.

**Response:**

The FRU callouts are calculated at the time of the failure. See the error log for the actual replacement strategy.

---

**BCFF3518****Explanation:**

NVDIMM encountered error arming save trigger.

**Response:**

The FRU callouts are calculated at the time of the failure. See the error log for the actual replacement strategy.

---

**BCFF3519****Explanation:**

NVDIMM error erasing data image.

**Response:**

The FRU callouts are calculated at the time of the failure. See the error log for the actual replacement strategy.

---

**BCFF351A****Explanation:**

NVDIMM failed to restore data.

**Response:**

The FRU callouts are calculated at the time of the failure. See the error log for the actual replacement strategy.

---

**BCFF351B****Explanation:**

NVDIMM not ready.

**Response:**

The FRU callouts are calculated at the time of the failure. See the error log for the actual replacement strategy.

---

**BCFF351C****Explanation:**

Internal firmware error.

**Response:**

The FRU callouts are calculated at the time of the failure. See the error log for the actual replacement strategy.

---

**BCFF351D**

**Explanation:**

NVDIMM not updated.

**Response:**

The FRU callouts are calculated at the time of the failure. See the error log for the actual replacement strategy.

---

**BCFF351E**

**Explanation:**

NVDIMM not updated.

**Response:**

The FRU callouts are calculated at the time of the failure. See the error log for the actual replacement strategy.

---

**BCFF351F**

**Explanation:**

NVDIMM not updated.

**Response:**

The FRU callouts are calculated at the time of the failure. See the error log for the actual replacement strategy.

---

**BCFF3520**

**Explanation:**

NVDIMM not updated.

**Response:**

The FRU callouts are calculated at the time of the failure. See the error log for the actual replacement strategy.

---

**BCFF3521**

**Explanation:**

NVDIMM not updated.

**Response:**

The FRU callouts are calculated at the time of the failure. See the error log for the actual replacement strategy.

---

**BCFF3522**

**Explanation:**

NVDIMM not updated.

**Response:**

The FRU callouts are calculated at the time of the failure. See the error log for the actual replacement strategy.

---

**BCFF3523**

**Explanation:**

NVDIMM not updated.

**Response:**

The FRU callouts are calculated at the time of the failure. See the error log for the actual replacement strategy.

---

**BCFF3524**

**Explanation:**

NVDIMM not updated.

**Response:**

The FRU callouts are calculated at the time of the failure. See the error log for the actual replacement strategy.

---

**BCFF3525**

**Explanation:**

NVDIMM not updated.

**Response:**

The FRU callouts are calculated at the time of the failure. See the error log for the actual replacement strategy.

---

**BCFF3526**

**Explanation:**

NVDIMM not updated.

**Response:**

The FRU callouts are calculated at the time of the failure. See the error log for the actual replacement strategy.

---

**BCFF3527**

**Explanation:**

NVDIMM not updated.

**Response:**

The FRU callouts are calculated at the time of the failure. See the error log for the actual replacement strategy.

---

**BCFF3528**

**Explanation:**

NVDIMM update started.

**Response:**

The FRU callouts are calculated at the time of the failure. See the error log for the actual replacement strategy.

---

**BCFF3529**

**Explanation:**

NVDIMM was successfully updated.

**Response:**

The FRU callouts are calculated at the time of the failure. See the error log for the actual replacement strategy.

---



---

**BCFF352A****Explanation:**

NVDIMM error generating encryption keys.

**Response:**

The FRU callouts are calculated at the time of the failure. See the error log for the actual replacement strategy.

---

**BCFF352B****Explanation:**

NVDIMM error erasing data image.

**Response:**

The FRU callouts are calculated at the time of the failure. See the error log for the actual replacement strategy.

---

**BCFF352C****Explanation:**

NVDIMM error during Catastrophic Save.

**Response:**

The FRU callouts are calculated at the time of the failure. See the error log for the actual replacement strategy.

---

**BCFF352D****Explanation:**

NVDIMM failed module health status check.

**Response:**

The FRU callouts are calculated at the time of the failure. See the error log for the actual replacement strategy.

---

**BCFF352E****Explanation:**

NVDIMM failed module health status check.

**Response:**

The FRU callouts are calculated at the time of the failure. See the error log for the actual replacement strategy.

---

**BCFF352F****Explanation:**

NVDIMM failed module health status check.

**Response:**

The FRU callouts are calculated at the time of the failure. See the error log for the actual replacement strategy.

---

**BCFF3538****Explanation:**

NVDIMM failed module health status check.

**Response:**

The FRU callouts are calculated at the time of the failure. See the error log for the actual replacement strategy.

---

**BCFF353E****Explanation:**

NVDIMM failed to enable event notifications.

**Response:**

The FRU callouts are calculated at the time of the failure. See the error log for the actual replacement strategy.

---

**BCFF353F****Explanation:**

NVDIMM register error.

**Response:**

The FRU callouts are calculated at the time of the failure. See the error log for the actual replacement strategy.

---

**BCFF3540****Explanation:**

NVDIMM encryption error.

**Response:**

The FRU callouts are calculated at the time of the failure. See the error log for the actual replacement strategy.

---

**BCFF3541****Explanation:**

NVDIMM register error.

**Response:**

The FRU callouts are calculated at the time of the failure. See the error log for the actual replacement strategy.

---

**BCFF3542****Explanation:**

NVDIMM register error.

**Response:**

The FRU callouts are calculated at the time of the failure. See the error log for the actual replacement strategy.

---

**BCFF3543****Explanation:**

NVDIMM encryption error.

**Response:**

The FRU callouts are calculated at the time of the failure. See the error log for the actual replacement strategy.

---

**BCFF3544****Explanation:**

NVDIMM encryption error.

**Response:**

The FRU callouts are calculated at the time of the failure. See the error log for the actual replacement strategy.

---

**BCFF3545****Explanation:**

NVDIMM encryption error.

**Response:**

The FRU callouts are calculated at the time of the failure. See the error log for the actual replacement strategy.

---

**BCFF3546****Explanation:**

NVDIMM encryption error.

**Response:**

The FRU callouts are calculated at the time of the failure. See the error log for the actual replacement strategy.

---

**BCFF3548****Explanation:**

NVDIMM encryption error.

**Response:**

The FRU callouts are calculated at the time of the failure. See the error log for the actual replacement strategy.

---

**BCFF3549****Explanation:**

NVDIMM ES health check failed.

**Response:**

The FRU callouts are calculated at the time of the failure. See the error log for the actual replacement strategy.

---

**BCFF354A****Explanation:**

NVDIMM ES health check failed.

**Response:**

The FRU callouts are calculated at the time of the failure. See the error log for the actual replacement strategy.

---

**BCFF354B****Explanation:**

NVDIMM ES health check failed.

**Response:**

The FRU callouts are calculated at the time of the failure. See the error log for the actual replacement strategy.

---

**BCFF354C****Explanation:**

NVDIMM ES health check failed.

**Response:**

The FRU callouts are calculated at the time of the failure. See the error log for the actual replacement strategy.

---

**BCFF354D****Explanation:**

NVDIMM NVM health check failed.

**Response:**

The FRU callouts are calculated at the time of the failure. See the error log for the actual replacement strategy.

---

**BCFF354E****Explanation:**

NVDIMM logging error.

**Response:**

The FRU callouts are calculated at the time of the failure. See the error log for the actual replacement strategy.

---

**BCFF354F****Explanation:**

NVDIMM logging error.

**Response:**

The FRU callouts are calculated at the time of the failure. See the error log for the actual replacement strategy.

---

**BCFF3550****Explanation:**

NVDIMM incorrect firmware slot.

**Response:**

The FRU callouts are calculated at the time of the failure. See the error log for the actual replacement strategy.

---

**BCFF3551****Explanation:**

NVDIMM error during nvdimm erase.

**Response:**

The FRU callouts are calculated at the time of the failure. See the error log for the actual replacement strategy.

---

**BCFF3552****Explanation:**

NVDIMM failed the arm precheck and is unable to arm.

**Response:**

The FRU callouts are calculated at the time of the failure. See the error log for the actual replacement strategy.

---

**BCFF3553**

**Explanation:**

NVDIMM failed to ARM.

**Response:**

The FRU callouts are calculated at the time of the failure. See the error log for the actual replacement strategy.

---

**BCFF3554****Explanation:**

NVDIMM requires an arm retry.

**Response:**

The FRU callouts are calculated at the time of the failure. See the error log for the actual replacement strategy.

---

**BCFF3555****Explanation:**

NVDIMM not updated.

**Response:**

The FRU callouts are calculated at the time of the failure. See the error log for the actual replacement strategy.

---

**BCFF3556****Explanation:**

NVDIMM not running latest firmware level.

**Response:**

The FRU callouts are calculated at the time of the failure. See the error log for the actual replacement strategy.

---

**BCFF3557****Explanation:**

NVDIMM erase error.

**Response:**

The FRU callouts are calculated at the time of the failure. See the error log for the actual replacement strategy.

---

**BCFF3558****Explanation:**

NVDIMM erase error.

**Response:**

The FRU callouts are calculated at the time of the failure. See the error log for the actual replacement strategy.

---

**BCFF3601****Explanation:**

A problem occurred during the IPL of the system: Invalid data length for a SCOM operation.

**Response:**

The FRU callouts are calculated at the time of the failure. See the error log for the actual replacement strategy.

---

**BCFF3602****Explanation:**

A problem occurred during the IPL of the system: Invalid target type for a SCOM operation.

**Response:**

The FRU callouts are calculated at the time of the failure. See the error log for the actual replacement strategy.

---

**BCFF3603****Explanation:**

A problem occurred during the IPL of the system: Invalid operation type for a SCOM operation.

**Response:**

The FRU callouts are calculated at the time of the failure. See the error log for the actual replacement strategy.

---

**BCFF3604****Explanation:**

A problem occurred during the IPL of the system: Invalid address for a SCOM operation.

**Response:**

The FRU callouts are calculated at the time of the failure. See the error log for the actual replacement strategy.

---

**BCFF3701****Explanation:**

Unexpected memory subsystem firmware error.

**Response:**

The FRU callouts are calculated at the time of the failure. See the error log for the actual replacement strategy.

---

**BCFF3702****Explanation:**

Unexpected memory subsystem firmware error.

**Response:**

The FRU callouts are calculated at the time of the failure. See the error log for the actual replacement strategy.

---

**BCFF3703****Explanation:**

Unexpected memory subsystem firmware error.

**Response:**

The FRU callouts are calculated at the time of the failure. See the error log for the actual replacement strategy.

---

**BCFF3704****Explanation:**

Unexpected memory subsystem firmware error.

**Response:**

The FRU callouts are calculated at the time of the failure. See the error log for the actual replacement strategy.

---

**BCFF3705****Explanation:**

Unexpected memory subsystem firmware error.

**Response:**

The FRU callouts are calculated at the time of the failure. See the error log for the actual replacement strategy.

---

**BCFF3706****Explanation:**

Unexpected memory subsystem firmware error.

**Response:**

The FRU callouts are calculated at the time of the failure. See the error log for the actual replacement strategy.

---

**BCFF3707****Explanation:**

Unexpected memory subsystem firmware error.

**Response:**

The FRU callouts are calculated at the time of the failure. See the error log for the actual replacement strategy.

---

**BCFF3708****Explanation:**

Unexpected memory subsystem firmware error.

**Response:**

The FRU callouts are calculated at the time of the failure. See the error log for the actual replacement strategy.

---

**BCFF3709****Explanation:**

Unexpected memory subsystem firmware error.

**Response:**

The FRU callouts are calculated at the time of the failure. See the error log for the actual replacement strategy.

---

**BCFF370A****Explanation:**

Unexpected memory subsystem firmware error.

**Response:**

The FRU callouts are calculated at the time of the failure. See the error log for the actual replacement strategy.

---

**BCFF3901****Explanation:**

Error occurred during system boot.

**Response:**

The FRU callouts are calculated at the time of the failure. See the error log for the actual replacement strategy.

---

**BCFF3902****Explanation:**

Error occurred during system boot.

**Response:**

The FRU callouts are calculated at the time of the failure. See the error log for the actual replacement strategy.

---

**BCFF4101****Explanation:**

A problem occurred during the IPL of the system: Internal Firmware Error.

**Response:**

The FRU callouts are calculated at the time of the failure. See the error log for the actual replacement strategy.

---

**BCFF4102****Explanation:**

A problem occurred during the IPL of the system: Internal Firmware Error.

**Response:**

The FRU callouts are calculated at the time of the failure. See the error log for the actual replacement strategy.

---

**BCFF4103****Explanation:**

Unexpected IPL firmware data format error.

**Response:**

The FRU callouts are calculated at the time of the failure. See the error log for the actual replacement strategy.

---

**BCFF4104****Explanation:**

Unexpected IPL firmware data format error.

**Response:**

The FRU callouts are calculated at the time of the failure. See the error log for the actual replacement strategy.

---

**BCFF4105**

**Explanation:**

Unexpected IPL firmware data format error.

**Response:**

The FRU callouts are calculated at the time of the failure. See the error log for the actual replacement strategy.

---

**BCFF4106****Explanation:**

Unsupported device found during firmware IPL.

**Response:**

The FRU callouts are calculated at the time of the failure. See the error log for the actual replacement strategy.

---

**BCFF4107****Explanation:**

Unexpected boot firmware data format error.

**Response:**

The FRU callouts are calculated at the time of the failure. See the error log for the actual replacement strategy.

---

**BCFF4108****Explanation:**

Unexpected IPL firmware data format error.

**Response:**

The FRU callouts are calculated at the time of the failure. See the error log for the actual replacement strategy.

---

**BCFF4109****Explanation:**

Unexpected IPL firmware data format error.

**Response:**

The FRU callouts are calculated at the time of the failure. See the error log for the actual replacement strategy.

---

**BCFF410A****Explanation:**

PCIe hotplug controller flash update failure.

**Response:**

The FRU callouts are calculated at the time of the failure. See the error log for the actual replacement strategy.

---

**BCFF410B****Explanation:**

PCIe hotplug controller flash update failure.

**Response:**

The FRU callouts are calculated at the time of the failure. See the error log for the actual replacement strategy.

---

**BCFF410C****Explanation:**

A problem occurred during the IPL of the system: Internal Firmware Error.

**Response:**

The FRU callouts are calculated at the time of the failure. See the error log for the actual replacement strategy.

---

**BCFF410D****Explanation:**

Unexpected IPL firmware data format error.

**Response:**

The FRU callouts are calculated at the time of the failure. See the error log for the actual replacement strategy.

---

**BCFF430C****Explanation:**

A problem occurred during IPL of the system.

**Response:**

The FRU callouts are calculated at the time of the failure. See the error log for the actual replacement strategy.

---

**BCFF430D****Explanation:**

A problem occurred during IPL of the system.

**Response:**

The FRU callouts are calculated at the time of the failure. See the error log for the actual replacement strategy.

---

**BCFF430E****Explanation:**

A problem occurred during IPL of the system.

**Response:**

The FRU callouts are calculated at the time of the failure. See the error log for the actual replacement strategy.

---

**BCFF430F****Explanation:**

A problem occurred during IPL of the system.

**Response:**

The FRU callouts are calculated at the time of the failure. See the error log for the actual replacement strategy.

---

**BCFF43FB****Explanation:**

Informational log associated with DIMM updates.

**Response:**

The FRU callouts are calculated at the time of the failure. See the error log for the actual replacement strategy.

---

**BCFF43FC****Explanation:**

Informational log associated with DIMM updates.

**Response:**

The FRU callouts are calculated at the time of the failure. See the error log for the actual replacement strategy.

---

**BCFF43FD****Explanation:**

Informational log associated with DIMM updates.

**Response:**

The FRU callouts are calculated at the time of the failure. See the error log for the actual replacement strategy.

---

**BCFF43FE****Explanation:**

Informational log associated with DIMM updates.

**Response:**

The FRU callouts are calculated at the time of the failure. See the error log for the actual replacement strategy.

---

**BCFF4601****Explanation:**

A problem occurred during the IPL of the system.

**Response:**

The FRU callouts are calculated at the time of the failure. See the error log for the actual replacement strategy.

---

**BCFF4705****Explanation:**

A problem occurred during the IPL of the system.

**Response:**

The FRU callouts are calculated at the time of the failure. See the error log for the actual replacement strategy.

---

**BCFF4708****Explanation:**

A problem occurred during the IPL of the system.

**Response:**

The FRU callouts are calculated at the time of the failure. See the error log for the actual replacement strategy.

---

**BCFF9001****Explanation:**

Firmware encountered an internal error while retrieving target data.

**Response:**

The FRU callouts are calculated at the time of the failure. See the error log for the actual replacement strategy.

---

**BCFF9002****Explanation:**

Firmware encountered an internal error while retrieving target data.

**Response:**

The FRU callouts are calculated at the time of the failure. See the error log for the actual replacement strategy.

---

**BCFF9003****Explanation:**

Firmware encountered an internal error while retrieving attribute data.

**Response:**

The FRU callouts are calculated at the time of the failure. See the error log for the actual replacement strategy.

---

**BCFF9004****Explanation:**

Firmware encountered an internal error while retrieving attribute data.

**Response:**

The FRU callouts are calculated at the time of the failure. See the error log for the actual replacement strategy.

---

**BCFF9005****Explanation:**

Firmware encountered an internal error.

**Response:**

The FRU callouts are calculated at the time of the failure. See the error log for the actual replacement strategy.

---

**BCFF9006****Explanation:**

Firmware encountered an internal error while retrieving target data.

**Response:**

The FRU callouts are calculated at the time of the failure. See the error log for the actual replacement strategy.

---

**BCFF900A****Explanation:**

Firmware encountered an internal error.

**Response:**

The FRU callouts are calculated at the time of the failure. See the error log for the actual replacement strategy.

---

**BCFF900B****Explanation:**

Firmware encountered an internal error.

**Response:**

The FRU callouts are calculated at the time of the failure. See the error log for the actual replacement strategy.

---

**BCFF900D****Explanation:**

Firmware encountered an internal error.

**Response:**

The FRU callouts are calculated at the time of the failure. See the error log for the actual replacement strategy.

---

**BCFF900E****Explanation:**

Firmware encountered an internal error.

**Response:**

The FRU callouts are calculated at the time of the failure. See the error log for the actual replacement strategy.

---

**BCFF900F****Explanation:**

Firmware encountered an internal error.

**Response:**

The FRU callouts are calculated at the time of the failure. See the error log for the actual replacement strategy.

---

**BCFF9010****Explanation:**

Firmware encountered an internal error.

**Response:**

The FRU callouts are calculated at the time of the failure. See the error log for the actual replacement strategy.

---

**BCFF9011****Explanation:**

During processor/memory subsystem initialization, an error was encountered: Exceeded limit of number of mainstore VPD In Memory Trace array entries.

**Response:**

The FRU callouts are calculated at the time of the failure. See the error log for the actual replacement strategy.

---

**BCFF9012****Explanation:**

During processor/memory subsystem initialization, an error was encountered: Attempted to add a RAM FRU for an invalid mainstore area.

**Response:**

The FRU callouts are calculated at the time of the failure. See the error log for the actual replacement strategy.

---

**BCFF9014****Explanation:**

Firmware encountered an internal error while retrieving target handle.

**Response:**

The FRU callouts are calculated at the time of the failure. See the error log for the actual replacement strategy.

---

**BCFF9015****Explanation:**

Firmware encountered an internal error.

**Response:**

The FRU callouts are calculated at the time of the failure. See the error log for the actual replacement strategy.

---

**BCFF9016****Explanation:**

Firmware encountered an internal error.

**Response:**

The FRU callouts are calculated at the time of the failure. See the error log for the actual replacement strategy.

---

**BCFF9017****Explanation:**

Firmware encountered an internal error.

**Response:**

The FRU callouts are calculated at the time of the failure. See the error log for the actual replacement strategy.

---

**BCFF9018****Explanation:**

Firmware encountered an internal error.

**Response:**

The FRU callouts are calculated at the time of the failure. See the error log for the actual replacement strategy.

---

**BCFF9019****Explanation:**

Firmware encountered an internal error.

**Response:**

The FRU callouts are calculated at the time of the failure. See the error log for the actual replacement strategy.

---

**BCFF901A****Explanation:**

Firmware encountered an internal error.

**Response:**

The FRU callouts are calculated at the time of the failure. See the error log for the actual replacement strategy.

---

**BCFF901B****Explanation:**

Firmware encountered an internal error.

**Response:**

The FRU callouts are calculated at the time of the failure. See the error log for the actual replacement strategy.

---

**BCFF901C****Explanation:**

Firmware encountered an internal error.

**Response:**

The FRU callouts are calculated at the time of the failure. See the error log for the actual replacement strategy.

---

**BCFF901E****Explanation:**

Firmware encountered an internal error while getting obus brick ID.

**Response:**

The FRU callouts are calculated at the time of the failure. See the error log for the actual replacement strategy.

---

**BCFF901F****Explanation:**

Firmware encountered an internal error while getting obus frequency bucket.

**Response:**

The FRU callouts are calculated at the time of the failure. See the error log for the actual replacement strategy.

---

**BCFF9020****Explanation:**

Firmware encountered an internal error while finding proc model and ec.

**Response:**

The FRU callouts are calculated at the time of the failure. See the error log for the actual replacement strategy.

---

**BCFF9021****Explanation:**

Firmware encountered an internal error while retrieving obus pll frequency values.

**Response:**

The FRU callouts are calculated at the time of the failure. See the error log for the actual replacement strategy.

---

**BCFFE504****Explanation:**

During processor/memory subsystem initialization, an error was encountered: CEC hardware failure detected.

**Response:**

The FRU callouts are calculated at the time of the failure. See the error log for the actual replacement strategy.

---

**BCFFE540****Explanation:**

During processor/memory subsystem initialization, an error was encountered: CEC hardware failure detected. Cause is most likely hardware, but there are other callouts including Software or Next Level Support.

**Response:**

The FRU callouts are calculated at the time of the failure. See the error log for the actual replacement strategy.

---

**BCFFE550****Explanation:**

During processor/memory subsystem initialization, an error was encountered: CEC hardware failure detected. Cause is most likely Software, but there are also Hardware callouts.

**Response:**

The FRU callouts are calculated at the time of the failure. See the error log for the actual replacement strategy.

---

**BCFFE560****Explanation:**

During processor/memory subsystem initialization, an error was encountered: CEC hardware failure detected. Cause is most likely Software.

**Response:**

The FRU callouts are calculated at the time of the failure. See the error log for the actual replacement strategy.

---

**BCFFE570****Explanation:**



During processor/memory subsystem initialization, an error was encountered: An errorlog containing extra FFDC collected by the HWP.

**Response:**

The FRU callouts are calculated at the time of the failure. See the error log for the actual replacement strategy.

---

**BCFFE580**

**Explanation:**

Chip diagnosis did not find any chip with an attention.

**Response:**

The FRU callouts are calculated at the time of the failure. See the error log for the actual replacement strategy.

---

**BCFFE582**

**Explanation:**

During processor/memory subsystem initialization, an error was encountered: Invalid configuration in CS FIR Data handling.

**Response:**

The FRU callouts are calculated at the time of the failure. See the error log for the actual replacement strategy.

---

**BCFFE583**

**Explanation:**

During processor/memory subsystem initialization, an error was encountered: NULL system target.

**Response:**

The FRU callouts are calculated at the time of the failure. See the error log for the actual replacement strategy.

---

## (BF67) Reference codes

The Linux operating system detected a failure in the emulex driver.

The first five characters (BFxxx) of these SRCs indicate the driver or subsystem responsible for the error, and the last three characters specifies the error condition. The last three characters of the SRCs are arranged such that 1xx is lowest severity and Fxx is highest severity.

Use the following list to locate the (BF67) Linux SRC that you want to find, then perform the suggested actions.

**Note:** If the suggested action in the User Response field does not work (or if there is no suggested action), use the action specified in the FRU List.

---

**BF677800**

**Explanation:**

An ELS IOCB command was posted to a ring and did not complete within ULP timeout seconds.

**Response:**

If no ELS command is going through the adapter, reboot the system.

**Failing Item**

- [NEXTLVL](#)

---

**BF677801**

**Explanation:**

The driver attempted to issue READ\_SPARAM mailbox command to the HBA but there were no buffer available.

**Response**

This message indicates one of the following conditions:

- A possible lack of memory resources. Try increasing the lpfc *num\_bufs* configuration parameter to allocate more buffers

- A possible driver buffer management problem

**Failing Item**

- [NEXTLVL](#)

---

**BF677802**

**Explanation:**

The driver attempted to issue REG\_LOGIN mailbox command to the HBA but there were no buffer available.

**Response**

This message indicates one of the following conditions:

- A possible lack of memory resources. Try increasing the lpfc *num\_bufs* configuration parameter to allocate more buffers
- A possible driver buffer management problem

**Failing Item**

- [NEXTLVL](#)

---

**BF677803**

**Explanation:**

This error might indicate a software driver, firmware or hardware problem.

**Response**

This message indicates one of the following conditions:

- Port rsp ring put index is greater than the size of rsp ring
- Port cmd ring get index is greater than the size of cmd ring
- Port cmd ring get index is greater than the size of cmd ring
- The assigned I/O iotag is greater than the max allowed
- The assigned I/O iotag is greater than the max allowed

**Failing Item**

- [NEXTLVL](#)

---

**BF677804****Explanation:**

The Rctl/Type of a received frame did not match anyfor the configured masks for the specified ring. This error might indicate a software driver or firmware problem.

**Failing Item**

- [NEXTLVL](#)

---

**BF677805****Explanation:**

Received an unknown IOCB command completion. Thiserror might indicate a software driver or firmware problem.

**Failing Item**

- [NEXTLVL](#)

---

**BF677806****Explanation:**

The driver was unable to find a matching command forthe completion received on the specified ring. This error might indicate a software driver or firmware problem.

**Failing Item**

- [NEXTLVL](#)

---

**BF677807****Explanation:**

A unknown mailbox command completed. This error mightindicate a software driver, firmware or hardware problem.

**Failing Item**

- [NEXTLVL](#)

---

**BF677808****Explanation:**

The configuration parameter for scan-down is out ofrange. Software driver error.

**Failing Item**

- [NEXTLVL](#)

---

**BF677809****Explanation:**

The driver attempted to register the HBA interrupt serviceroutine with the host operating system but failed. This error might indicate a hardware or driver problem.

**Failing Item**

- [NEXTLVL](#)

---

**BF67780A****Explanation:**

The driver manages its own memory for internal usage.This error indicates a problem occurred in the driver memory management routines. This error might also indicate the host system in low on memory resources. This error might indicate a driver or host operating system problem.

**Failing Item**

- [NEXTLVL](#)

---

**BF67780B****Explanation:**

This error might indicate a software driver problem.

**Response**

This message indicates one of the following conditions:

- ASCII string to hex conversion failed. Input byte count less than 1
- ASCII string to hex conversion failed. Input byte count greater than the max num
- ASCII string to hex conversion failed. The output buffer byte size is less than one-half of the input byte count. Every two input chars (bytes) require one output byte

## Failing Item

- [NEXTLVL](#)

---

### BF677A00

#### Explanation:

The driver decided to drop an ELS Response ring entry. This error might indicate a software driver or firmware problem.

## Failing Item

- [NEXTLVL](#)

---

### BF677A01

#### Explanation:

Received a mailbox completion interrupt and there are no outstanding mailbox commands. This error might indicate a hardware or firmware problem. Update firmware.

## Failing Item

- [NEXTLVL](#)

---

### BF677A02

#### Explanation:

The driver issued a CONFIG\_LINK mbox command to the HBA that failed. This error might indicate a firmware or hardware problem. Update firmware or replace adapter.

## Failing Item

- [NEXTLVL](#)

---

### BF677A03

#### Explanation:

The driver issued a READ\_SPARAM mbox command to the HBA that failed. This error might indicate a firmware or hardware problem.

## Failing Item

- [NEXTLVL](#)

---

### BF677A04

#### Explanation:

The driver issued a CLEAR\_LA mbox command to the HBA that failed. This error might indicate a firmware or hardware problem.

## Failing Item

- [NEXTLVL](#)

---

### BF677A05

#### Explanation:

A read nvparams mailbox command failed during configport. This error might indicate a hardware or firmware problem.

## Failing Item

- [NEXTLVL](#)

---

### BF677A06

#### Explanation:

The driver cannot find the specified buffer in its mapping table. This error might indicate a software driver or firmware problem.

## Failing Item

- [NEXTLVL](#)

---

### BF677A07

#### Explanation:

The adapter failed during power-up diagnostics after it was reset. This error might indicate a hardware or firmware problem.

## Failing Item

- [NEXTLVL](#)

---

### BF677A08

#### Explanation:

The adapter failed during power-up diagnostics after it was reset. This error might indicate a hardware or firmware problem.

## Failing Item

- [NEXTLVL](#)

---

### BF677A09

#### Explanation:

Adapter initialization failed when issuing READ\_REV mailbox command. This error might indicate a hardware or firmware problem.

## Failing Item

- [NEXTLVL](#)

---

### BF677A0A

#### Explanation:

Outdated firmware was detected during initialization. This error might indicate a hardware or firmware problem. Update firmware.

## Failing Item

- [NEXTLVL](#)

---

**BF677A0B****Explanation:**

Adapter initialization failed when issuing DUMP\_VPDmailbox command. This error might indicate a hardware or firmware problem.

**Failing Item**

- [NEXTLVL](#)

---

**BF677A0C****Explanation:**

Adapter initialization failed when issuing CONFIG\_PORTmailbox command. This error might indicate a hardware or firmware problem.

**Failing Item**

- [NEXTLVL](#)

---

**BF677A0D****Explanation:**

Adapter initialization failed when issuing CFG\_RINGmailbox command. This error might indicate a hardware or firmware problem.

**Failing Item**

- [NEXTLVL](#)

---

**BF677A0E****Explanation:**

Adapter initialization failed when issuing CONFIG\_LINKmailbox command. This error might indicate a hardware or firmware problem.

**Failing Item**

- [NEXTLVL](#)

---

**BF677A0F****Explanation:**

Adapter initialization failed when issuing READ\_SPARMmailbox command. This error might indicate a hardware or firmware problem.

**Failing Item**

- [NEXTLVL](#)

---

**BF677A10****Explanation:**

Adapter initialization failed when issuing READ\_CONFIGmailbox command. This error might indicate a hardware or firmware problem.

**Failing Item**

- [NEXTLVL](#)

---

**BF677A11****Explanation:**

Adapter initialization failed when issuing INIT\_LINKmailbox command. This error might indicate a hardware or firmware problem.

**Failing Item**

- [NEXTLVL](#)

---

**BF677A12****Explanation:**

The driver received an interrupt indicting a possible hardware problem. This error might indicate a hardware or firmware problem.

**Failing Item**

- [NEXTLVL](#)

---

## (BF75) Reference codes

The Linux operating system detected a failure in the ipr driver.

The first five characters (BFxxx) of these SRCs indicate the driver or subsystem responsible for the error, and the last three characters specifies the error condition. The last three characters of the SRCs are arranged such that 1xx is lowest severity and Fxx is highest severity. For example:

- Errors that require you to check cables occur in the 5xx range
- Errors that require you to perform a microcode update occur in the Axx range
- Errors that require you to replace an adapter occur in the Fxx range

Use the following list to locate the (BF75) Linux SRC that you want to find, then perform the suggested actions.

**Note:** If the suggested action in the User Response does not work (or if there is no suggested action), use the action specified in the FRU list.

---

**BF751800****Explanation:**

8155: An unknown error was received. Have the customer update the device driver.

**Failing Item**

- [NEXTLVL](#)

---

**BF751A00****Explanation:**

Firmware file %s not found. Have the customer update the adapter microcode.

**Failing Item**

- [NEXTLVL](#)

---

**BF751A01****Explanation:**

Invalid microcode buffer. Have the customer update the adapter microcode.

**Failing Item**

- [NEXTLVL](#)

---

**BF751A02****Explanation:**

Microcode buffer allocation failed. Have the customer update the adapter microcode.

**Failing Item**

- [NEXTLVL](#)

---

**BF751A03****Explanation:**

Microcode buffer copy to DMA buffer failed. Have the customer update the adapter microcode.

**Failing Item**

- [NEXTLVL](#)

---

**BF751A04****Explanation:**

Microcode download required. Have the customer update the adapter microcode.

**Failing Item**

- [NEXTLVL](#)

---

**BF751A05****Explanation:**

Failed to map microcode download buffer. Have the customer update the adapter microcode.

**Failing Item**

- [NEXTLVL](#)

---

**BF751A06****Explanation:**

8151: IOA microcode error. Have the customer update the adapter microcode and the device driver.

**Failing Item**

- [NEXTLVL](#)

---

**BF751C00****Explanation:**

Adapter being reset due to command timeout. Have the customer update the adapter microcode.

**Failing Item**

- [IOADPTR](#)

---

**BF751C01****Explanation:**

Invalid resource address. Have the customer update the device driver.

**Failing Item**

- [IOADPTR](#)

---

**BF751D00****Explanation:**

7001: IOA sector reassignment successful. Media error.

**Failing Item**

- [IO\\_DEV](#)

---

**BF751D01****Explanation:**

Unsolicited device bus message received.

**Failing Item**

- [IO\\_DEV](#)

---

**BF751D02****Explanation:**

Device hardware error.

## Failing Item

- [IO\\_DEV](#)

---

### BF751D03

**Explanation:**

Predictive failure analysis.

## Failing Item

- [IO\\_DEV](#)

---

### BF751D04

**Explanation:**

Device error. May occur normally during concurrent maintenance.

## Failing Item

- [IO\\_DEV](#)

---

### BF751D05

**Explanation:**

Out of alternate sectors for disk storage.

## Failing Item

- [IO\\_DEV](#)

---

### BF751D06

**Explanation:**

9031: Array protection temporarily suspended, protection resuming. Hardware configuration error. Perform MAP 3310 in the *PCI-X SCSI RAID Controller Reference Guide for Linux* .

## Failing Item

- [NEXTLVL](#)

---

### BF751D07

**Explanation:**

This message indicates one of the conditions below.

## Problem determination

- Array protection temporarily suspended
- IOA detected device error
- Cache data belongs to devices other than those attached
- Maximum number of arrays already exist
- Incorrect hardware configuration change has been detected

Perform MAP 3390 in the *PCI-X SCSI RAID Controller Reference Guide for Linux* .

## Failing Item

- [NEXTLVL](#)

---

### BF751D08

**Explanation:**

IOA detected a SCSI bus configuration error. Device bus error, message or command phase. Perform MAP 3350 in the *PCI-X SCSI RAID Controller Reference Guide for Linux* .

## Failing Item

- [NEXTLVL](#)

---

### BF751D09

**Explanation:**

IOA cache data exists for a missing or failed device. Perform MAP 3332 in the *PCI-X SCSI RAID Controller Reference Guide for Linux* .

## Failing Item

- [NEXTLVL](#)

---

### BF751D0A

**Explanation:**

Disk unit has been modified after the last known status. Incorrect hardware configuration change has been detected. Perform MAP 3333 in the *PCI-X SCSI RAID Controller Reference Guide for Linux* .

## Failing Item

- [NEXTLVL](#)

---

### BF751D0B

**Explanation:**

A permanent cache battery pack failure occurred. Perform MAP 3300 in the *PCI-X SCSI RAID Controller Reference Guide for Linux* .

## Failing Item

- [NEXTLVL](#)

---

### BF751D0C

**Explanation:**

Cache data associated with attached devices cannot be found. Perform MAP 3320 in the *PCI-X SCSI RAID Controller Reference Guide for Linux* .

## Failing Item

- [NEXTLVL](#)

---

### BF751D0D

**Explanation:**

Array missing two or more devices with only one device present. Perform MAP 3311 in the *PCI-X SCSI RAID Controller Reference Guide for Linux* .

### Failing Item

- [NEXTLVL](#)

---

#### BF751D0E

##### Explanation:

One or more array members not at required physical locations. Perform MAP 3312 in the *PCI-X SCSI RAID Controller Reference Guide for Linux* .

### Failing Item

- [NEXTLVL](#)

---

#### BF751D0F

##### Explanation:

Array is missing a device and parity is out of sync. Perform MAP 3313 in the *PCI-X SCSI RAID Controller Reference Guide for Linux* .

### Failing Item

- [NEXTLVL](#)

---

#### BF751D10

##### Explanation:

Required cache data cannot be located for a disk unit. Perform MAP 3331 in the *PCI-X SCSI RAID Controller Reference Guide for Linux* .

### Failing Item

- [NEXTLVL](#)

---

#### BF751D11

##### Explanation:

IOA resources not available due to previous problems. Perform MAP 3321 in the *PCI-X SCSI RAID Controller Reference Guide for Linux* .

### Failing Item

- [NEXTLVL](#)

---

#### BF751D12

##### Explanation:

Disk unit requires initialization before use. Perform MAP 3334 in the *PCI-X SCSI RAID Controller Reference Guide for Linux* .

### Failing Item

- [NEXTLVL](#)

---

#### BF751F00

##### Explanation:

Permanent IOA failure.

### Failing Item

- [IOADPTR](#)

---

#### BF751F01

##### Explanation:

Invalid response handle from IOA.

### Failing Item

- [IOADPTR](#)

---

#### BF751F02

##### Explanation:

IOA unit check with no data.

### Failing Item

- [IOADPTR](#)

---

#### BF751F03

##### Explanation:

IOA taken offline - error recovery failed.

### Failing Item

- [IOADPTR](#)

---

#### BF751F04

##### Explanation:

Adapter not supported in this hardware configuration. Remove the unsupported adapter from the system.

### Failing Item

- [IOADPTR](#)

---

#### BF751F05

##### Explanation:

Failed to set PCI DMA mask.

### Failing Item

- [IOADPTR](#)

---

#### BF751F06

##### Explanation:

Write of cache line size failed.

### Failing Item

- [IOADPTR](#)

---

**BF751F07****Explanation:**

Failed to save PCI configuration space.

**Failing Item**

- [IOADPTR](#)

---

**BF751F08****Explanation:**

Soft PCI bus error.

**Failing Item**

- [IOADPTR](#)

---

**BF751F09****Explanation:**

Adapter hardware error.

**Failing Item**

- [IOADPTR](#)

---

## (BF77) Reference codes

---

The Linux operating system detected a failure in a driver or subsystem.

The first five characters (BFyyy) of these SRCs indicate the driver or subsystem responsible for the error:

- BF77 0xxx specifies the olympic driver
- BF77 5xxx specifies the pcnet32 driver
- BF77 6xxx specifies the bcm 5700 driver
- BF77 7xxx specifies the e100 driver
- BF77 8xxx specifies the e1000 driver

The last three characters specify the error condition. The last three characters of the SRCs are arranged such that 1xx is lowest severity and Fxx is highest severity. For example:

- Errors that require you to check cables occur in the 5xx range
- Errors that require you to perform a microcode update occur in the Axx range
- Errors that require you to replace an adapter occur in the Fxx range

Use the following list to locate the (BF77) Linux SRC that you want to find, then perform the suggested actions:

**Note:** If the suggested action in the User Response field does not work (or if there is no suggested action), use the action specified in the FRU List.

---

**BF770800****Explanation:**

The driver was unable to send a received packet to the upper layer protocols because there is insufficient free memory. The customer may need to increase system memory.

**Failing Item**

- [LPARCFG](#)

---

**BF770A00****Explanation:**

Unrecognized command code or unrecognized buffer address.

**Problem determination**

1. Reload the driver and reset the device to recover lost buffers

2. Upgrade the driver

**Failing Item**

- [NEXTLVL](#)

---

**BF770F01****Explanation:**

The olympic driver was unable to initialize the tokenring card. Corrective action may be possible depending upon the error code.

**Failing Item**

- [IOADPTR](#)

---

**BF770F02****Explanation:**

The Cardbus token ring adapter did not respond to initialization commands. Ensure that Cardbus adapter is properly inserted.



## Failing Item

- [IOADPTR](#)

---

### BF770F03

#### Explanation:

The token ring adapter was unable to join the ring. Have the customer use the network configuration tool supplied by the distributor to specify a ring speed (instead of automatically detecting ring speed).

## Failing Item

- [IOADPTR](#)

---

### BF770F04

#### Explanation:

The adapter open request failed with the specified error code.

## Failing Item

- [IOADPTR](#)

---

### BF770F05

#### Explanation:

The specified hardware, PCI or parity error has occurred. Have the customer reset the adapter.

## Failing Item

- [IOADPTR](#)

---

### BF770F06

#### Explanation:

The specified interrupt has occurred, but was not expected by the driver or a timeout occurred during device close processing. For occasional occurrences, no action is required. For excessive occurrences, have the customer reset the adapter. If resetting the adapter does not work, perform the action specified in the Failing Item column.

## Failing Item

- [IOADPTR](#)

---

### BF770F07

#### Explanation:

Unrecognized srb command or cannot set mac/laa address while card is open. Have the customer reload the driver.

## Failing Item

- [IOADPTR](#)

---

### BF770F08

#### Explanation:

A short circuit has been detected.

## Problem determination

- Check and replace cables, if necessary
- Check and replace peer stations on ring, if necessary

## Failing Item

- [IOADPTR](#)

---

### BF770F09

#### Explanation:

An internal hardware error has been detected in the specified adapter during auto removal processing. Have the customer reload the driver.

## Failing Item

- [IOADPTR](#)

---

### BF770F0A

#### Explanation:

An FDX protocol error has been detected. Have the customer reload the driver.

## Failing Item

- [IOADPTR](#)

---

### BF770F0B

#### Explanation:

Invalid return code in asb. Have the customer upgrade the driver.

## Failing Item

- [IOADPTR](#)

---

### BF775800

#### Explanation:

The driver was unable to use 32-bit DMA. Have the customer verify the driver software level.

## Failing Item

- [NEXTLVL](#)

---

### BF775801

#### Explanation:

Memory allocation failed.

## Problem determination

1. Verify the driver software level
2. Increase the memory on the system

## Failing Item

- [NEXTLVL](#)

---

### BF775802

#### Explanation:

Transmit timed out, resetting. Have the customer verify the driver software level.

## Failing Item

- [NEXTLVL](#)

---

### BF775803

#### Explanation:

A FIFO error has occurred. Have the customer verify the driver software level.

## Failing Item

- [NEXTLVL](#)

---

### BF775804

#### Explanation:

The transmit pointers are out of synchronization. Have the customer verify the driver software level.

## Failing Item

- [NEXTLVL](#)

---

### BF775F00

#### Explanation:

The driver could not enable the PCI device.

## Failing Item

- [IOADPTR](#)

---

### BF775F01

#### Explanation:

The hardware did not request any IO resources.

## Failing Item

- [IOADPTR](#)

---

### BF775F02

#### Explanation:

The IO addresses for the card are already allocated. Have the customer verify the driver software level.

## Failing Item

- [IOADPTR](#)

---

### BF775F03

#### Explanation:

The chip can not be accessed in 32-bit or 16-bit mode. Have the customer verify the driver software level.

## Failing Item

- [IOADPTR](#)

---

### BF776500

#### Explanation:

Unable to find or create the directory under /proc/net. Have the customer verify that procfs is supported by the kernel.

## Failing Item

- [NEXTLVL](#)

---

### BF776501

#### Explanation:

Insufficient kernel memory available for allocation.

## Problem determination

- Increase the memory on the system
- Install the driver earlier in system bringup

## Failing Item

- [NEXTLVL](#)

---

### BF776502

#### Explanation:

The driver was unable to use either 64-bit or 32-bit DMA. Have the customer verify driver software level.

## Failing Item

- [NEXTLVL](#)

---

### BF776503

#### Explanation:

Linux does not support a hardware feature which has been enabled. Run diagnostics to disable Turbo Teaming.

## Failing Item

- [NEXTLVL](#)

---

### BF776504

#### Explanation:

Memory allocation failed - buffer parameters may be set too high.

## Problem determination

1. Reduce the tx\_pkt\_desc\_cnt parameter of the driver
2. Reduce the rx\_std\_desc\_cnt parameter of the driver
3. Reduce the rx\_jumbo\_desc\_cnt parameter of the driver

## Failing Item

- [NEXTLVL](#)
- 

### BF776505

#### Explanation:

Conflicting rx\_coalesce\_ticks (0) and rx\_max\_coalesce\_frames(0) parameters.

## Problem determination

1. Change the rx\_coalesce\_ticks parameter of the driver
2. Change the rx\_max\_coalesce\_frames parameter of the driver

## Failing Item

- [NEXTLVL](#)
- 

### BF776506

#### Explanation:

Conflicting tx\_coalesce\_ticks (0) and tx\_max\_coalesce\_frames(0) parameters.

## Problem determination

1. Change the tx\_coalesce\_ticks parameter of the driver
2. Change the tx\_max\_coalesce\_frames parameter of the driver

## Failing Item

- [NEXTLVL](#)
- 

### BF776507

#### Explanation:

The value given to the stats\_coalesce\_ticks parameter is invalid. Have the customer change the stats\_coalesce\_ticks parameter of the driver.

## Failing Item

- [NEXTLVL](#)
- 

### BF776800

#### Explanation:

Either this adapter or the system does not allow the use of adapter based transmit descriptors.

## Problem determination

1. Verify the driver software level
2. Change the nic\_tx\_bd parameter

## Failing Item

- [NEXTLVL](#)
- 

### BF776801

#### Explanation:

This adapter does not support hardware checksum offload.

## Problem determination

1. Verify the driver software level
2. Change the driver's rx\_checksum parameter
3. Change the driver's tx\_checksum parameter

## Failing Item

- [NEXTLVL](#)
- 

### BF776802

#### Explanation:

This adapter does not support hardware TSO.

## Problem determination

1. Verify the driver software level
2. Change the driver's enable\_tso parameter

## Failing Item

- [NEXTLVL](#)
- 

### BF776A00

#### Explanation:

This adapter hardware does not support frames sizes over 1500 bytes. Have the customer verify the driver software level. If you replace the adapter, use one that offers additional capabilities

## Failing Item

- [IOADPTR](#)
- 

### BF776F00

#### Explanation:

Unable to read the adapter's NVRAM. Have the customer verify the driver software level

## Failing Item

- [IOADPTR](#)

---

### BF776F01

#### Explanation:

Cannot get MAC addr from NVRAM. Have the customer verify the driver software level

## Failing Item

- [IOADPTR](#)

---

### BF776F02

#### Explanation:

Unable to read PCI Config space or NVRAM. Have the customer verify the driver software level

## Failing Item

- [IOADPTR](#)

---

### BF777800

#### Explanation:

Internal error in driver, kernel, or firmware.

## Problem determination

1. Verify the driver software level.
2. Run diagnostics.

## Failing Item

- [NEXTLVL](#)

---

### BF777801

#### Explanation:

Insufficient kernel memory is available for the driver.

## Problem determination

1. Install more memory in the system
2. Reconfigure the kernel to reduce memory consumption
3. Install the driver earlier in system bringup

## Failing Item

- [NEXTLVL](#)

---

### BF777802

#### Explanation:

Internal error in driver, kernel, or firmware.

## Problem determination

1. Verify the driver software level

2. Run diagnostics

## Failing Item

- [NEXTLVL](#)

---

### BF777E00

#### Explanation:

Not enough memory for the driver. Unable to initialize(or reinitialize) the adapter card.

## Problem determination

1. Verify the driver software level
2. Reconfigure the kernel to reduce memory consumption, then reboot

## Failing Item

- [IOADPTR](#)

---

### BF777E01

#### Explanation:

The BIOS has assigned conflicting address spaces to different devices.

## Problem determination

1. Run diagnostics
2. Upgrade the BIOS

## Failing Item

- [IOADPTR](#)

---

### BF777E02

#### Explanation:

The driver requested a DMA configuration that your system does not support.

## Problem determination

1. Verify the driver software level
2. Run diagnostics

## Failing Item

- [IOADPTR](#)

---

### BF777E03

#### Explanation:

The adapter's MAC address is not a valid Ethernet address.

## Problem determination

1. Verify the driver software level

2. Run diagnostics

### Failing Item

- [IOADPTR](#)

---

### BF777F00

#### Explanation:

The EEPROM on the network adapter may be corrupted.

### Failing Item

- [IOADPTR](#)

---

### BF777F01

#### Explanation:

The driver cannot enable the adapter as a PCI device.

### Failing Item

- [IOADPTR](#)

---

### BF777F02

#### Explanation:

The network adapter failed its self-test.

### Failing Item

- [IOADPTR](#)

---

### BF778E00

#### Explanation:

Cannot enable DMA for either 32 bits or 64 bits.

### Failing Item

- [NEXTLVL](#)

---

### BF778E01

#### Explanation:

Unable to access PCI data area for checksum value. However, the device id is valid.

### Problem determination

- Verify the driver software level
- Run diagnostics
- Replace board

### Failing Item

- [NEXTLVL](#)

---

### BF778E02

#### Explanation:

The MAC type is not ethernet as expected.

### Problem determination

- Verify the driver software level
- Run diagnostics

### Failing Item

- [IOADPTR](#)

---

### BF778F00

#### Explanation:

Adapter hardware failure.

### Failing Item

- [IOADPTR](#)



---

# Notices

This information was developed for products and services offered in the US.

IBM may not offer the products, services, or features discussed in this document in other countries. Consult your local IBM representative for information on the products and services currently available in your area. Any reference to an IBM product, program, or service is not intended to state or imply that only that IBM product, program, or service may be used. Any functionally equivalent product, program, or service that does not infringe any IBM intellectual property right may be used instead. However, it is the user's responsibility to evaluate and verify the operation of any non-IBM product, program, or service.

IBM may have patents or pending patent applications covering subject matter described in this document. The furnishing of this document does not grant you any license to these patents. You can send license inquiries, in writing, to:

*IBM Director of Licensing  
IBM Corporation  
North Castle Drive, MD-NC119  
Armonk, NY 10504-1785  
US*

INTERNATIONAL BUSINESS MACHINES CORPORATION PROVIDES THIS PUBLICATION "AS IS" WITHOUT WARRANTY OF ANY KIND, EITHER EXPRESS OR IMPLIED, INCLUDING, BUT NOT LIMITED TO, THE IMPLIED WARRANTIES OF NON-INFRINGEMENT, MERCHANTABILITY OR FITNESS FOR A PARTICULAR PURPOSE. Some jurisdictions do not allow disclaimer of express or implied warranties in certain transactions, therefore, this statement may not apply to you.

This information could include technical inaccuracies or typographical errors. Changes are periodically made to the information herein; these changes will be incorporated in new editions of the publication. IBM may make improvements and/or changes in the product(s) and/or the program(s) described in this publication at any time without notice.

Any references in this information to non-IBM websites are provided for convenience only and do not in any manner serve as an endorsement of those websites. The materials at those websites are not part of the materials for this IBM product and use of those websites is at your own risk.

IBM may use or distribute any of the information you provide in any way it believes appropriate without incurring any obligation to you.

The performance data and client examples cited are presented for illustrative purposes only. Actual performance results may vary depending on specific configurations and operating conditions.

Information concerning non-IBM products was obtained from the suppliers of those products, their published announcements or other publicly available sources. IBM has not tested those products and cannot confirm the accuracy of performance, compatibility or any other claims related to non-IBM products. Questions on the capabilities of non-IBM products should be addressed to the suppliers of those products.

Statements regarding IBM's future direction or intent are subject to change or withdrawal without notice, and represent goals and objectives only.

All IBM prices shown are IBM's suggested retail prices, are current and are subject to change without notice. Dealer prices may vary.

This information is for planning purposes only. The information herein is subject to change before the products described become available.

This information contains examples of data and reports used in daily business operations. To illustrate them as completely as possible, the examples include the names of individuals, companies, brands, and products. All of these names are fictitious and any similarity to actual people or business enterprises is entirely coincidental.

If you are viewing this information in softcopy, the photographs and color illustrations may not appear.

The drawings and specifications contained herein shall not be reproduced in whole or in part without the written permission of IBM.

IBM has prepared this information for use with the specific machines indicated. IBM makes no representations that it is suitable for any other purpose.

IBM's computer systems contain mechanisms designed to reduce the possibility of undetected data corruption or loss. This risk, however, cannot be eliminated. Users who experience unplanned outages, system failures, power fluctuations or outages, or component failures must verify the accuracy of operations performed and data saved or transmitted by the system at or near the time of the outage or failure. In addition, users must establish procedures to ensure that there is independent data verification before relying on such data in sensitive or critical operations. Users should periodically check IBM's support websites for updated information and fixes applicable to the system and related software.

## Homologation statement

This product may not be certified in your country for connection by any means whatsoever to interfaces of public telecommunications networks. Further certification may be required by law prior to making any such connection. Contact an IBM representative or reseller for any questions.

## Accessibility features for IBM Power Systems servers

---

Accessibility features assist users who have a disability, such as restricted mobility or limited vision, to use information technology content successfully.

### Overview

The IBM Power Systems servers include the following major accessibility features:

- Keyboard-only operation
- Operations that use a screen reader

The IBM Power Systems servers use the latest W3C Standard, [WAI-ARIA 1.0](http://www.w3.org/TR/wai-aria/) ([www.w3.org/TR/wai-aria/](http://www.w3.org/TR/wai-aria/)), to ensure compliance with [US Section 508](http://www.access-board.gov/guidelines-and-standards/communications-and-it/about-the-section-508-standards/section-508-standards) ([www.access-board.gov/guidelines-and-standards/communications-and-it/about-the-section-508-standards/section-508-standards](http://www.access-board.gov/guidelines-and-standards/communications-and-it/about-the-section-508-standards/section-508-standards)) and [Web Content Accessibility Guidelines \(WCAG\) 2.0](http://www.w3.org/TR/WCAG20/) ([www.w3.org/TR/WCAG20/](http://www.w3.org/TR/WCAG20/)). To take advantage of accessibility features, use the latest release of your screen reader and the latest web browser that is supported by the IBM Power Systems servers.

The IBM Power Systems servers online product documentation in IBM Knowledge Center is enabled for accessibility. The accessibility features of IBM Knowledge Center are described in the [Accessibility](http://www.ibm.com/support/knowledgecenter/doc/kc_help.html#accessibility) section of the IBM Knowledge Center help ([www.ibm.com/support/knowledgecenter/doc/kc\\_help.html#accessibility](http://www.ibm.com/support/knowledgecenter/doc/kc_help.html#accessibility)).

### Keyboard navigation

This product uses standard navigation keys.

### Interface information

The IBM Power Systems servers user interfaces do not have content that flashes 2 - 55 times per second.

The IBM Power Systems servers web user interface relies on cascading style sheets to render content properly and to provide a usable experience. The application provides an equivalent way for low-vision users to use system display settings, including high-contrast mode. You can control font size by using the device or web browser settings.

The IBM Power Systems servers web user interface includes WAI-ARIA navigational landmarks that you can use to quickly navigate to functional areas in the application.



## Vendor software

The IBM Power Systems servers include certain vendor software that is not covered under the IBM license agreement. IBM makes no representation about the accessibility features of these products. Contact the vendor for accessibility information about its products.

## Related accessibility information

In addition to standard IBM help desk and support websites, IBM has a TTY telephone service for use by deaf or hard of hearing customers to access sales and support services:

TTY service  
800-IBM-3383 (800-426-3383)  
(within North America)

For more information about the commitment that IBM has to accessibility, see [IBM Accessibility \(www.ibm.com/able\)](http://www.ibm.com/able).

## Privacy policy considerations

---

IBM Software products, including software as a service solutions, (“Software Offerings”) may use cookies or other technologies to collect product usage information, to help improve the end user experience, to tailor interactions with the end user, or for other purposes. In many cases no personally identifiable information is collected by the Software Offerings. Some of our Software Offerings can help enable you to collect personally identifiable information. If this Software Offering uses cookies to collect personally identifiable information, specific information about this offering’s use of cookies is set forth below.

This Software Offering does not use cookies or other technologies to collect personally identifiable information.

If the configurations deployed for this Software Offering provide you as the customer the ability to collect personally identifiable information from end users via cookies and other technologies, you should seek your own legal advice about any laws applicable to such data collection, including any requirements for notice and consent.

For more information about the use of various technologies, including cookies, for these purposes, see IBM’s Privacy Policy at <http://www.ibm.com/privacy> and IBM’s Online Privacy Statement at <http://www.ibm.com/privacy/details/us/en/> in the section entitled “Cookies, Web Beacons and Other Technologies”.

## Trademarks

---

IBM, the IBM logo, and [ibm.com](http://www.ibm.com)<sup>®</sup> are trademarks or registered trademarks of International Business Machines Corp., registered in many jurisdictions worldwide. Other product and service names might be trademarks of IBM or other companies. A current list of IBM trademarks is available on the web at [Copyright and trademark information](#).

INFINIBAND, InfiniBand Trade Association, and the INFINIBAND design marks are trademarks and/or service marks of the INFINIBAND Trade Association.

The registered trademark Linux<sup>®</sup> is used pursuant to a sublicense from the Linux Foundation, the exclusive licensee of Linus Torvalds, owner of the mark on a worldwide basis.

Java<sup>™</sup> and all Java-based trademarks and logos are trademarks or registered trademarks of Oracle and/or its affiliates.

## Electronic emission notices

---

### Class A Notices

The following Class A statements apply to the IBM servers that contain the POWER9 processor and its features unless designated as electromagnetic compatibility (EMC) Class B in the feature information.

When attaching a monitor to the equipment, you must use the designated monitor cable and any interference suppression devices supplied with the monitor.

#### Canada Notice

CAN ICES-3 (A)/NMB-3(A)

#### European Community and Morocco Notice

This product is in conformity with the protection requirements of Directive 2014/30/EU of the European Parliament and of the Council on the harmonization of the laws of the Member States relating to electromagnetic compatibility. IBM cannot accept responsibility for any failure to satisfy the protection requirements resulting from a non-recommended modification of the product, including the fitting of non-IBM option cards.

This product may cause interference if used in residential areas. Such use must be avoided unless the user takes special measures to reduce electromagnetic emissions to prevent interference to the reception of radio and television broadcasts.

Warning: This equipment is compliant with Class A of CISPR 32. In a residential environment this equipment may cause radio interference.

#### Germany Notice

##### **Deutschsprachiger EU Hinweis: Hinweis für Geräte der Klasse A EU-Richtlinie zur Elektromagnetischen Verträglichkeit**

Dieses Produkt entspricht den Schutzanforderungen der EU-Richtlinie 2014/30/EU zur Angleichung der Rechtsvorschriften über die elektromagnetische Verträglichkeit in den EU-Mitgliedsstaaten und hält die Grenzwerte der EN 55022 / EN 55032 Klasse A ein.

Um dieses sicherzustellen, sind die Geräte wie in den Handbüchern beschrieben zu installieren und zu betreiben. Des Weiteren dürfen auch nur von der IBM empfohlene Kabel angeschlossen werden. IBM übernimmt keine Verantwortung für die Einhaltung der Schutzanforderungen, wenn das Produkt ohne Zustimmung von IBM verändert bzw. wenn Erweiterungskomponenten von Fremdherstellern ohne Empfehlung von IBM gesteckt/eingebaut werden.

EN 55032 Klasse A Geräte müssen mit folgendem Warnhinweis versehen werden:

"Warnung: Dieses ist eine Einrichtung der Klasse A. Diese Einrichtung kann im Wohnbereich Funk-Störungen verursachen; in diesem Fall kann vom Betreiber verlangt werden, angemessene Maßnahmen zu ergreifen und dafür aufzukommen."

##### **Deutschland: Einhaltung des Gesetzes über die elektromagnetische Verträglichkeit von Geräten**

Dieses Produkt entspricht dem "Gesetz über die elektromagnetische Verträglichkeit von Geräten (EMVG)". Dies ist die Umsetzung der EU-Richtlinie 2014/30/EU in der Bundesrepublik Deutschland.

##### **Zulassungsbescheinigung laut dem Deutschen Gesetz über die elektromagnetische Verträglichkeit von Geräten (EMVG) (bzw. der EMC Richtlinie 2014/30/EU) für Geräte der Klasse A**

Dieses Gerät ist berechtigt, in Übereinstimmung mit dem Deutschen EMVG das EG-Konformitätszeichen - CE - zu führen.

Verantwortlich für die Einhaltung der EMV Vorschriften ist der Hersteller:  
International Business Machines Corp.

New Orchard Road  
Armonk, New York 10504  
Tel: 914-499-1900

Der verantwortliche Ansprechpartner des Herstellers in der EU ist:  
IBM Deutschland GmbH  
Technical Relations Europe, Abteilung M456  
IBM-Allee 1, 71139 Ehningen, Germany  
Tel: +49 (0) 800 225 5426  
email: HalloIBM@de.ibm.com

Generelle Informationen:

**Das Gerät erfüllt die Schutzanforderungen nach EN 55024 und EN 55022 / EN 55032 Klasse A.**

## Japan Electronics and Information Technology Industries Association (JEITA) Notice

(一社) 電子情報技術産業協会 高調波電流抑制対策実施  
要領に基づく定格入力電力値： Knowledge Centerの各製品の  
仕様ページ参照

This statement applies to products less than or equal to 20 A per phase.

高調波電流規格 JIS C 61000-3-2 適合品

This statement applies to products greater than 20 A, single phase.

高調波電流規格 JIS C 61000-3-2 準用品

本装置は、「高圧又は特別高圧で受電する需要家の高調波抑制対策ガイドライン」対象機器（高調波発生機器）です。

- 回路分類：6（単相、PFC回路付）
- 換算係数：0

This statement applies to products greater than 20 A per phase, three-phase.

高調波電流規格 JIS C 61000-3-2 準用品

本装置は、「高圧又は特別高圧で受電する需要家の高調波抑制対策ガイドライン」対象機器（高調波発生機器）です。

- 回路分類：5（3相、PFC回路付）
- 換算係数：0

## Japan Voluntary Control Council for Interference (VCCI) Notice

この装置は、クラスA 情報技術装置です。この装置を家庭環境で使用すると電波妨害を引き起こすことがあります。この場合には使用者が適切な対策を講ずるよう要求されることがあります。

VCCI-A

## Korea Notice

이 기기는 업무용 환경에서 사용할 목적으로 적합성평가를 받은 기기로서 가정용 환경에서 사용하는 경우 전파간섭의 우려가 있습니다.

## People's Republic of China Notice

声 明

此为 A 级产品, 在生活环境中, 该产品可能会造成无线电干扰。在这种情况下, 可能需要用户对其干扰采取切实可行的措施。

## Russia Notice

ВНИМАНИЕ! Настоящее изделие относится к классу А. В жилых помещениях оно может создавать радиопомехи, для снижения которых необходимы дополнительные меры

## Taiwan Notice

警告使用者：  
此為甲類資訊技術設備，  
於居住環境中使用時，可  
能會造成射頻擾動，在此  
種情況下，使用者會被要  
求採取某些適當的對策。

## IBM Taiwan Contact Information:

台灣IBM 產品服務聯絡方式：  
台灣國際商業機器股份有限公司  
台北市松仁路7號3樓  
電話：0800-016-888

## United States Federal Communications Commission (FCC) Notice

This equipment has been tested and found to comply with the limits for a Class A digital device, pursuant to Part 15 of the FCC Rules. These limits are designed to provide reasonable protection against harmful interference when the equipment is operated in a commercial environment. This equipment generates, uses, and can radiate radio frequency energy and, if not installed and used in accordance with the instruction manual, may cause harmful interference to radio communications. Operation of this equipment in a residential area is likely to cause harmful interference, in which case the user will be required to correct the interference at his own expense.

Properly shielded and grounded cables and connectors must be used in order to meet FCC emission limits. Proper cables and connectors are available from IBM-authorized dealers. IBM is not responsible for any radio or television interference caused by using other than recommended cables and connectors

or by unauthorized changes or modifications to this equipment. Unauthorized changes or modifications could void the user's authority to operate the equipment.

This device complies with Part 15 of the FCC rules. Operation is subject to the following two conditions: (1) this device may not cause harmful interference, and (2) this device must accept any interference received, including interference that may cause undesired operation.

Responsible Party:  
International Business Machines Corporation  
New Orchard Road  
Armonk, NY 10504  
Contact for FCC compliance information only: fccinfo@us.ibm.com

## **Class B Notices**

The following Class B statements apply to features designated as electromagnetic compatibility (EMC) Class B in the feature installation information.

When attaching a monitor to the equipment, you must use the designated monitor cable and any interference suppression devices supplied with the monitor.

### **Canada Notice**

CAN ICES-3 (B)/NMB-3(B)

### **European Community and Morocco Notice**

This product is in conformity with the protection requirements of Directive 2014/30/EU of the European Parliament and of the Council on the harmonization of the laws of the Member States relating to electromagnetic compatibility. IBM cannot accept responsibility for any failure to satisfy the protection requirements resulting from a non-recommended modification of the product, including the fitting of non-IBM option cards.

### **German Notice**

#### **Deutschsprachiger EU Hinweis: Hinweis für Geräte der Klasse B EU-Richtlinie zur Elektromagnetischen Verträglichkeit**

Dieses Produkt entspricht den Schutzanforderungen der EU-Richtlinie 2014/30/EU zur Angleichung der Rechtsvorschriften über die elektromagnetische Verträglichkeit in den EU-Mitgliedsstaaten und hält die Grenzwerte der EN 55022/ EN 55032 Klasse B ein.

Um dieses sicherzustellen, sind die Geräte wie in den Handbüchern beschrieben zu installieren und zu betreiben. Des Weiteren dürfen auch nur von der IBM empfohlene Kabel angeschlossen werden. IBM übernimmt keine Verantwortung für die Einhaltung der Schutzanforderungen, wenn das Produkt ohne Zustimmung von IBM verändert bzw. wenn Erweiterungskomponenten von Fremdherstellern ohne Empfehlung von IBM gesteckt/eingebaut werden.

#### **Deutschland: Einhaltung des Gesetzes über die elektromagnetische Verträglichkeit von Geräten**

Dieses Produkt entspricht dem "Gesetz über die elektromagnetische Verträglichkeit von Geräten (EMVG)". Dies ist die Umsetzung der EU-Richtlinie 2014/30/EU in der Bundesrepublik Deutschland.

#### **Zulassungsbescheinigung laut dem Deutschen Gesetz über die elektromagnetische Verträglichkeit von Geräten (EMVG) (bzw. der EMC Richtlinie 2014/30/EU) für Geräte der Klasse B**

Dieses Gerät ist berechtigt, in Übereinstimmung mit dem Deutschen EMVG das EG-Konformitätszeichen - CE - zu führen.

Verantwortlich für die Einhaltung der EMV Vorschriften ist der Hersteller:  
International Business Machines Corp.  
New Orchard Road

Armonk, New York 10504  
Tel: 914-499-1900

Der verantwortliche Ansprechpartner des Herstellers in der EU ist:  
IBM Deutschland GmbH  
Technical Relations Europe, Abteilung M456  
IBM-Allee 1, 71139 Ehningen, Germany  
Tel: +49 (0) 800 225 5426  
email: HalloIBM@de.ibm.com

Generelle Informationen:

**Das Gerät erfüllt die Schutzanforderungen nach EN 55024 und EN 55032 Klasse B**

## **Japan Electronics and Information Technology Industries Association (JEITA) Notice**

(一社) 電子情報技術産業協会 高調波電流抑制対策実施  
要領に基づく定格入力電力値 : Knowledge Centerの各製品の  
仕様ページ参照

This statement applies to products less than or equal to 20 A per phase.

高調波電流規格 JIS C 61000-3-2 適合品

This statement applies to products greater than 20 A, single phase.

高調波電流規格 JIS C 61000-3-2 準用品

本装置は、「高圧又は特別高圧で受電する需要家の高調波抑制対策ガイドライン」対象機器（高調波発生機器）です。

- 回路分類 : 6 (単相、PFC回路付)
- 換算係数 : 0

This statement applies to products greater than 20 A per phase, three-phase.

高調波電流規格 JIS C 61000-3-2 準用品

本装置は、「高圧又は特別高圧で受電する需要家の高調波抑制対策ガイドライン」対象機器（高調波発生機器）です。

- 回路分類 : 5 (3相、PFC回路付)
- 換算係数 : 0

## Japan Voluntary Control Council for Interference (VCCI) Notice

この装置は、クラスB情報技術装置です。この装置は、家庭環境で使用することを目的としていますが、この装置がラジオやテレビジョン受信機に近接して使用されると、受信障害を引き起こすことがあります。

取扱説明書に従って正しい取り扱いをして下さい。

VCCI-B

## Taiwan Notice

台灣IBM 產品服務聯絡方式：  
台灣國際商業機器股份有限公司  
台北市松仁路7號3樓  
電話：0800-016-888

## United States Federal Communications Commission (FCC) Notice

This equipment has been tested and found to comply with the limits for a Class B digital device, pursuant to Part 15 of the FCC Rules. These limits are designed to provide reasonable protection against harmful interference in a residential installation. This equipment generates, uses, and can radiate radio frequency energy and, if not installed and used in accordance with the instructions, may cause harmful interference to radio communications. However, there is no guarantee that interference will not occur in a particular installation. If this equipment does cause harmful interference to radio or television reception, which can be determined by turning the equipment off and on, the user is encouraged to try to correct the interference by one or more of the following measures:

- Reorient or relocate the receiving antenna.
- Increase the separation between the equipment and receiver.
- Connect the equipment into an outlet on a circuit different from that to which the receiver is connected.
- Consult an IBM-authorized dealer or service representative for help.

Properly shielded and grounded cables and connectors must be used in order to meet FCC emission limits. Proper cables and connectors are available from IBM-authorized dealers. IBM is not responsible for any radio or television interference caused by using other than recommended cables and connectors or by unauthorized changes or modifications to this equipment. Unauthorized changes or modifications could void the user's authority to operate the equipment.

This device complies with Part 15 of the FCC rules. Operation is subject to the following two conditions:

(1) this device may not cause harmful interference, and (2) this device must accept any interference received, including interference that may cause undesired operation.

Responsible Party:

International Business Machines Corporation  
New Orchard Road  
Armonk, New York 10504  
Contact for FCC compliance information only: [fccinfo@us.ibm.com](mailto:fccinfo@us.ibm.com)

## Terms and conditions

---

Permissions for the use of these publications are granted subject to the following terms and conditions.

**Applicability:** These terms and conditions are in addition to any terms of use for the IBM website.

**Personal Use:** You may reproduce these publications for your personal, noncommercial use provided that all proprietary notices are preserved. You may not distribute, display or make derivative works of these publications, or any portion thereof, without the express consent of IBM.

**Commercial Use:** You may reproduce, distribute and display these publications solely within your enterprise provided that all proprietary notices are preserved. You may not make derivative works of these publications, or reproduce, distribute or display these publications or any portion thereof outside your enterprise, without the express consent of IBM.

**Rights:** Except as expressly granted in this permission, no other permissions, licenses or rights are granted, either express or implied, to the publications or any information, data, software or other intellectual property contained therein.

IBM reserves the right to withdraw the permissions granted herein whenever, in its discretion, the use of the publications is detrimental to its interest or, as determined by IBM, the above instructions are not being properly followed.

You may not download, export or re-export this information except in full compliance with all applicable laws and regulations, including all United States export laws and regulations.

IBM MAKES NO GUARANTEE ABOUT THE CONTENT OF THESE PUBLICATIONS. THE PUBLICATIONS ARE PROVIDED "AS-IS" AND WITHOUT WARRANTY OF ANY KIND, EITHER EXPRESSED OR IMPLIED, INCLUDING BUT NOT LIMITED TO IMPLIED WARRANTIES OF MERCHANTABILITY, NON-INFRINGEMENT, AND FITNESS FOR A PARTICULAR PURPOSE.





